

Measuring What Matters: The AI Pluralism Index

Rashid Mushkani
Université de Montréal
Mila – Quebec AI Institute

Abstract

Artificial intelligence systems increasingly mediate knowledge, communication, and decision making. Development and governance remain concentrated within a small set of firms and states, raising concerns that technologies may encode narrow interests and limit public agency. Capability benchmarks for language, vision, and coding are common, yet public, auditable measures of pluralistic governance are rare. We define *AI pluralism* as the degree to which affected stakeholders can shape objectives, data practices, safeguards, and deployment. We present the AI Pluralism Index (AIPI), a transparent, evidence-based instrument that evaluates producers and system families across four pillars: *participatory governance*, *inclusivity & diversity*, *transparency*, and *accountability*. AIPI codes verifiable practices from public artifacts and independent evaluations, explicitly handling *Unknown* evidence to report both lower-bound (“evidence”) and known-only scores with coverage. We formalize the measurement model; implement a reproducible pipeline that integrates structured web and repository analysis, external assessments, and expert interviews; and assess reliability with inter-rater agreement, coverage reporting, cross-index correlations, and sensitivity analysis. The protocol, codebook, scoring scripts, and evidence graph are maintained openly with versioned releases and a public adjudication process. We report pilot provider results and situate AIPI relative to adjacent transparency, safety, and governance frameworks. The index aims to steer incentives toward pluralistic practice and to equip policymakers, procurers, and the public with comparable evidence.

Link to the index: <https://aipluralism.wiki/>

1 Introduction

Artificial intelligence is now infrastructural in search, education, media, health, finance, and public administration. Decisions about data curation, model objectives, deployment defaults, safety mitigations, and redress are largely made by a small number of labs and government programs. International guidance warns that such concentration undermines democratic legitimacy and risks sustained exclusion of those most affected (UNESCO, 2021; Crawford, 2021; Benkler, 2006; Council of Europe, 2024). Users face a second challenge: for many everyday tasks, top systems often produce broadly similar outputs; headline capability differences are therefore less informative for responsible selection (Ray, 2023; Bommasani et al., 2022; Chiang et al., 2024; Stanford Center for Research on Foundation Models (CRFM), 2025). When functionality converges, the governance properties of systems become a salient differentiator.

Existing evaluations compare model capabilities and user preferences (Ray, 2023; Chiang et al., 2024; Stanford CRFM, 2024). Other efforts synthesize ethics and disclosure guidance (Jobin et al., 2019; Hagendorff, 2020; Mushkani et al., 2025b; Bommasani et al., 2023; Iyer, 2024) and safety governance (Bengio et al., 2024; Future of Life Institute, 2025; Tabassi et al., 2023; European Union,

2024a; International Organization for Standardization, 2023). Regulatory frameworks articulate process expectations—risk management, incident handling, documentation, accessibility—but do not themselves yield comparable scores across providers (Tabassi, 2023; European Union, 2024b). There is no comprehensive, public, auditable instrument that centers pluralism—whether affected stakeholders can influence objectives, safeguards, and deployment—and measures participation, inclusion, transparency, and accountability in verifiable ways. This paper addresses that gap.

Contributions. This paper introduces the AI Pluralism Index (AIPI), a community-governed protocol that: (i) formalizes an indicator hierarchy operationalizing pluralism across four pillars grounded in international norms and empirical work (Jobin et al., 2019; Arnstein, 1969; Bohman, 2000; Mitchell et al., 2019; Gebru et al., 2021; Goggin et al., 2019; UNESCO, 2021; OECD, 2019; Fung, 2006; World Wide Web Consortium (W3C), 2023); (ii) implements a transparent evidence pipeline and scoring with two principled treatments of *Unknown*; (iii) evaluates reliability and construct validity via inter-rater agreement, cross-index correlations, and sensitivity analysis; and (iv) publishes system- and provider-level results with evidence provenance through a versioned, open governance process aligned with standards for incident reporting and vulnerability disclosure (International Organization for Standardization, 2018, 2019; Responsible AI Collaborative, 2024).

2 Related work

Capability benchmarks such as Chatbot Arena and HELM provide large-scale comparative results for tasks under controlled protocols (Ray, 2023; Chiang et al., 2024; Stanford CRFM, 2024). These efforts inform model selection for performance but are largely orthogonal to governance. Transparency syntheses assess disclosure practices and ethics guidance (Jobin et al., 2019; Hagendorff, 2020; Bommasani et al., 2023; Iyer, 2024). Safety indices and governance assessments focus on risk management commitments and safeguards (Bengio et al., 2024; Future of Life Institute, 2025). Regulatory instruments set expectations for trustworthy AI without creating measurement tools: the EU AI Act defines risk-based obligations, documentation, and oversight (European Union, 2024b). The NIST AI Risk Management Framework provides organizational process scaffolding (Tabassi, 2023; Tabassi et al., 2023; International Organization for Standardization, 2023). AIPI complements these efforts by offering an auditable, evidence-driven index focused on pluralism: participation, inclusion, transparency, and accountability practices that shape how systems are built and governed.

3 Concept and scope

We define **AI pluralism** as a property of socio-technical development and deployment processes whereby affected stakeholders can meaningfully shape objectives, constraints, and outcomes. Pluralism concerns both governance and production. The index is anchored in four equal-weighted pillars (Fig. 1): participatory governance, inclusivity and diversity, transparency, and accountability. These pillars align with traditions in participation studies and human–computer interaction—Arnstein’s ladder and deliberative traditions emphasize degrees of influence and institutional design (Arnstein, 1969; Bohman, 2000; Fung, 2006); Value Sensitive Design operationalizes stakeholder engagement and value articulation in technology development (Umbrello and van de Poel, 2021; Friedman and Hendry, 2019). Inclusivity requires attention to representation in teams, language access, and accessibility (Goggin et al., 2019; World Wide Web Consortium (W3C), 2023). Transparency and accountability cover documentation, incident reporting, audits, redress, and vulnerability handling

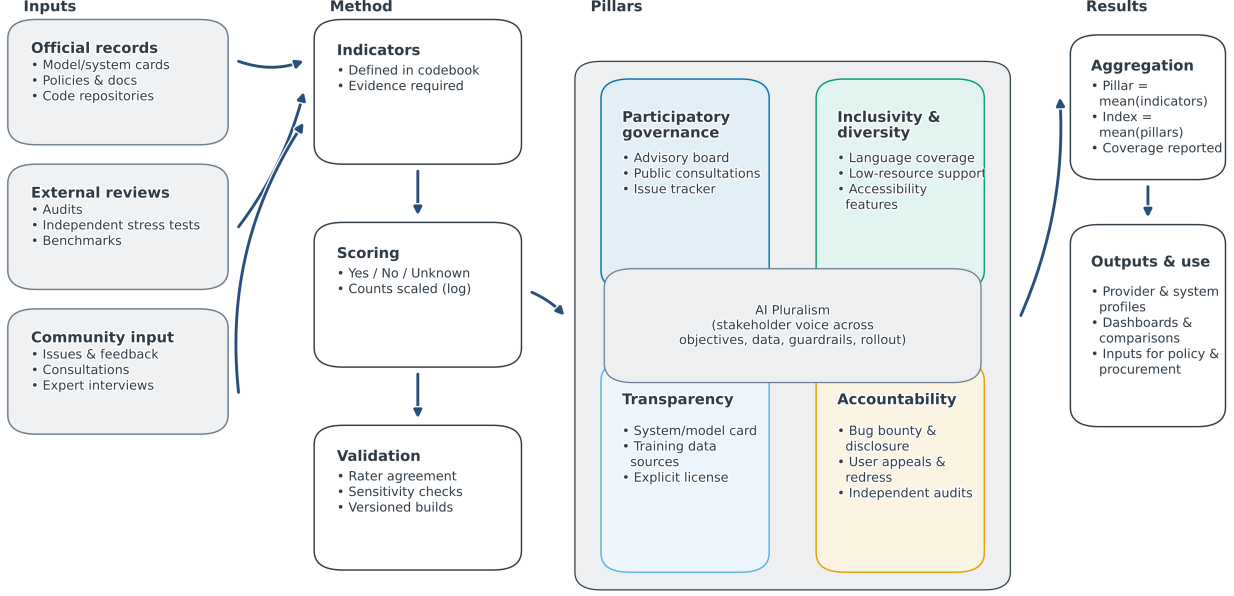


Figure 1: Conceptual framework of the AI Pluralism Index (AIPI). Verifiable evidence is coded into indicators, aggregated into four equal-weighted pillars (Participatory governance, Inclusivity & diversity, Transparency, and Accountability), and averaged to produce AIPI. Open governance, versioned releases, and validation provide auditability.

(Mitchell et al., 2019; Gebru et al., 2021; Lepri et al., 2018; International Organization for Standardization, 2018, 2019). The unit of analysis is the *producer* (company, lab, consortium, or public agency), with optional system-family granularity when practices differ across offerings. The scope is global and normative, aligning with recognized principles rather than a single jurisdiction.

4 Design choices: indicators, observability, and consequences

AIPI credits only practices that leave public, auditable traces. Indicators must be *observable* through public artifacts or external evaluations, *verifiable* via durable references and timestamps (with archives when permitted), and *consequential* in the sense that they allocate decision rights, impose process requirements, or document changes. This approach reduces coder discretion, enables third-party audit, and aligns scoring with practices that affected stakeholders can inspect and use.

Observability requires a primary artifact rather than a claim about one. Acceptable artifacts include policies, model or system cards, release notes, governance records (e.g., minutes, charters, response summaries), audit reports, and entries in recognized registries. To receive full credit, an artifact must identify the decision locus (who decides and on what scope), describe the process or scope (e.g., advisory remit, audit coverage, data governance components), and record outcomes or dispositions (e.g., decisions, remediation, linked change logs). A model card that specifies purpose, training data provenance, intended uses, limitations, subgroup performance, and update history is observable evidence (Mitchell et al., 2019; Gebru et al., 2021). An independent audit that publishes scope, method, findings, and remediation is observable evidence (Lepri et al., 2018; Raji et al., 2020). Marketing pages or press releases without scope, process, or outcomes are not.

Verifiability requires that evidence be durable and comparable across releases. Each artifact

must have a persistent URL and a clear date; where possible we store or reference an archived copy. Versioned artifacts are coded by version. Materials behind paywalls, NDAs, or logins do not qualify as primary evidence because affected stakeholders cannot inspect them. When a standards claim is made (e.g., “WCAG 2.2 AA”), the artifact should state scope (surfaces, products, versions) and date; claims without scope or date receive partial credit under the ordinal rubric in Table 1 (Goggin et al., 2019; World Wide Web Consortium (W3C), 2023).

Consequence is assessed by whether a practice changes procedures, authority, or obligations. In participatory governance, credit attaches to mechanisms that record input and document dispositions, such as public consultations with response summaries, advisory bodies with published remits and minutes, and external community red teaming with published scope and outcomes (Arnstein, 1969; Fung, 2006). Generic feedback channels without dispositions do not receive credit.

For inclusivity and diversity, we count language support only when multiple user-facing components are present for the flagship surface. A language is counted if at least three of the following are documented: localized user interface, localized help or FAQ, localized policies and safety disclosures, and a localized redress or appeals channel. Auto-translation or preview-only modes are not counted. Accessibility claims are assessed with stated scope and date; self-declarations without scope receive partial credit; independent verification receives full credit (Goggin et al., 2019; World Wide Web Consortium (W3C), 2023). Partnerships outside high-income markets count when they involve co-production (e.g., co-authored resources, shared maintenance) rather than one-off donations. Statements of commitment without accompanying statistics, methods, or changes do not receive credit. For multilingual evaluation and collaboration in lower-resourced settings, we draw on evidence from participatory language work (Nekoto et al., 2020).

Transparency indicators credit documentation that is decision-relevant for users, procurers, and auditors. Model and system cards are coded when they cover purpose, data provenance, intended uses, limitations, subgroup results, and update history (Mitchell et al., 2019; Gebru et al., 2021). Release notes that link governance or safeguard changes to dates and versions are counted. Narrative blog posts without an associated artifact are not counted.

Accountability indicators distinguish policy statements from implemented processes. Vulnerability disclosure is credited when inbound channels, scope, and safe-harbor language are documented; vulnerability handling is credited when roles, triage, and timelines are documented, with references to recognized practice (Lepri et al., 2018; Leslie, 2019). Independent audits with public findings and remediation timelines are credited above self-attestations. Incident postmortems are credited when they supply technical and procedural details; contributions to public learning repositories and impact assessment practices are counted as additional evidence (Reisman et al., 2018; Responsible AI Collaborative, 2024).

Where mature standards exist, coding is anchored to them to reduce ambiguity across providers and releases. For accessibility we assess the presence of concrete conformance claims and independent verification (Goggin et al., 2019); for security disclosure and handling we look for documented processes (Lepri et al., 2018; Leslie, 2019). Standards references without scope or date do not suffice; conformance statements with scope and date receive partial credit; verification (e.g., audit or test report) receives full credit (World Wide Web Consortium (W3C), 2023; International Organization for Standardization, 2018, 2019).

Counting indicators (e.g., number of supported languages, consultations, or disclosed incidents) follow inclusion rules designed to limit inflation. Counts are mapped using the tempered logarithmic transform in Eq. (1) to cap marginal influence and reduce sensitivity to outliers (Sec. 5). Disclosed incidents are not penalized; when paired with postmortems they are treated as accountability evidence.

Boundary cases follow consistent rules. Primary artifacts take precedence over secondary

reporting; without a primary artifact, no credit is assigned. Provider-level artifacts apply to all systems only when scope is explicit; otherwise credit is limited to the named systems. Artifacts predating the evidence window are coded but may receive partial credit for staleness. Gated materials do not qualify as observable. When public claims conflict, we code to the more conservative interpretation and record the discrepancy in adjudication logs.

Certain items are excluded by design: principle statements without mechanisms; advisory bodies without a charter, roster, cadence, and outputs; redress channels that are indistinguishable from generic support (no service levels, no appeal paths); language claims based only on translation without localized policies or redress; and private assurances made to the project team.

The scoring implications are direct. In the evidence model, missing public artifacts are treated as zero, which assigns credit only when documentation exists. The known-only model averages over observed indicators. Coverage is reported to separate documentation gaps from practice and to signal where rankings may be sensitive to missing evidence (Sec. 5).

5 Measurement model

AIPI aggregates evidence-coded indicators to pillar and overall scores with explicit treatment of *Unknown*. Figure 2 summarizes the pipeline; Figure 3 shows the pillar–subpillar–indicator hierarchy.

5.1 Indicator normalization

Indicators are coded from verifiable artifacts or external evaluations and mapped to $[0, 1]$. Binary indicators map Yes $\mapsto 1$, No $\mapsto 0$, and *Unknown* to missing. Ordinal indicators use a generic rubric (Table 1) mapping $\{0, 1, 2\} \mapsto \{0, 0.5, 1\}$. For counts c we use a tempered logarithmic mapping

$$s(c) = \min\left(1, \frac{\log(1 + c)}{\log(1 + c_{\text{ref}})}\right), \quad (1)$$

where c_{ref} is the 95th percentile within the release. The transform is monotone, bounded, less sensitive to outliers than linear scaling, and comparable across releases because c_{ref} is frozen per version.

5.2 Aggregation and properties

Let i index systems (or producers) and $p \in \{\text{PG, ID, TR, AC}\}$ index pillars. For indicator set \mathcal{J}_p , the *known-only* pillar score averages normalized values s_{ijp} over indicators with evidence:

$$S_{ip}^{\text{known}} = \frac{1}{|\mathcal{J}_{ip}^{\text{known}}|} \sum_{j \in \mathcal{J}_{ip}^{\text{known}}} s_{ijp}. \quad (2)$$

The *evidence* model treats *Unknown* as 0:

$$S_{ip}^{\text{evid}} = \frac{1}{|\mathcal{J}_p|} \sum_{j \in \mathcal{J}_p} s_{ijp}^*, \quad s_{ijp}^* = \begin{cases} s_{ijp} & \text{if known,} \\ 0 & \text{if Unknown.} \end{cases} \quad (3)$$

Coverage is reported as $C_{ip} = |\mathcal{J}_{ip}^{\text{known}}|/|\mathcal{J}_p|$. Overall scores average the pillars:

$$\text{AIPI}_i^\bullet = \frac{1}{4} \sum_p S_{ip}^\bullet, \quad \bullet \in \{\text{known, evid}\}. \quad (4)$$

A provider’s score averages across its K systems:

$$\text{AIPi}_{\text{provider}}^{\bullet} = \frac{1}{K} \sum_{k=1}^K \text{AIPi}_{i_k}^{\bullet}. \quad (5)$$

Bounding and reporting. An upper bound treats Unknown as 1:

$$S_{ip}^{\text{opt}} = \frac{1}{|\mathcal{J}_p|} \sum_{j \in \mathcal{J}_p} s_{ijp}^+, \quad s_{ijp}^+ = \begin{cases} s_{ijp} & \text{if known,} \\ 1 & \text{if Unknown.} \end{cases} \quad (6)$$

For every system and pillar: $S_{ip}^{\text{evid}} \leq S_{ip}^{\text{known}} \leq S_{ip}^{\text{opt}}$. The reporting convention is to publish $(\text{AIPi}_{\text{evid}}, \text{AIPi}_{\text{known}}, \text{AIPi}_{\text{opt}})$ as a closed interval with a marked midpoint, plus pillar-level coverage intervals $(C_{ip}^{\min}, C_{ip}^{\max})$ where the minimum treats un-attributable evidence as uncovered and the maximum includes neutral evidence verified by third parties (Sec. 15).

Estimator guidance. For procurement and safety-critical use, we recommend $\text{AIPi}_{\text{evid}}$ (the lower-bound score) with minimum floors for the overall score, each pillar S_{ip}^{evid} , and coverage C_{ip} (by pillar and on average). As a basic check, confirm that the provider publishes: a vulnerability disclosure policy and handling process, a redress channel with stated response times, and a current model/system card describing purpose, data governance, intended uses/limits, and incident history. For research comparisons and longitudinal tracking, report the known-only midpoint $\text{AIPi}_{\text{known}}$ together with the full interval $[\text{AIPi}_{\text{evid}}, \text{AIPi}_{\text{opt}}]$ and pillar-level coverage.

5.3 Uncertainty and reliability

Uncertainty arises from coding disagreement and incomplete evidence. Each release double-codes a stratified sample and reports inter-rater reliability and documents sampling decisions (Creswell, 2013; Krippendorff, 2018). Sensitivity analysis varies indicator inclusion and performs leave-one-pillar-out checks; rank stability is summarized using Kendall’s τ between alternative score vectors (Creswell, 2013). Release notes publish coverage distributions and rank intervals.

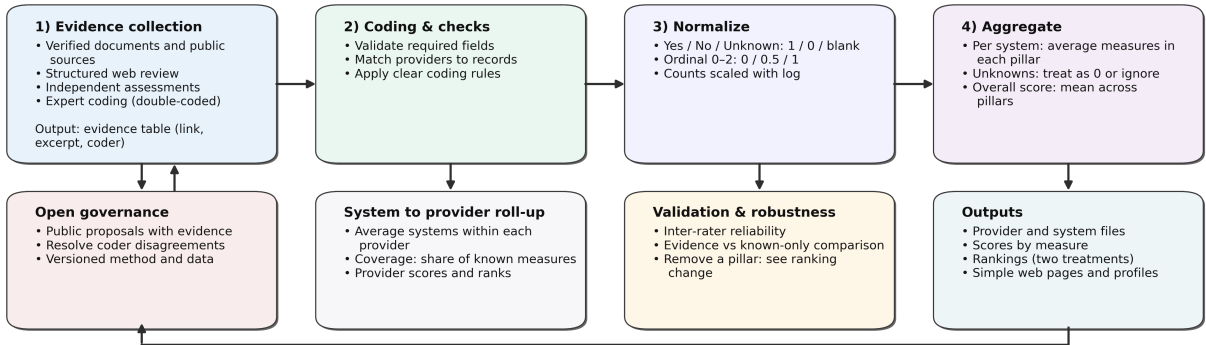


Figure 2: AIPi methodology. Verifiable artifacts, structured web & repository analysis, external evaluations, and expert interviews feed a coded dataset with evidence links. After validation and normalization, pillar scores are aggregated under two treatments of Unknown (*evidence* vs. *known-only*) to produce system- and provider-level AIPi. Validation reports inter-rater reliability, cross-index correlations, and sensitivity.

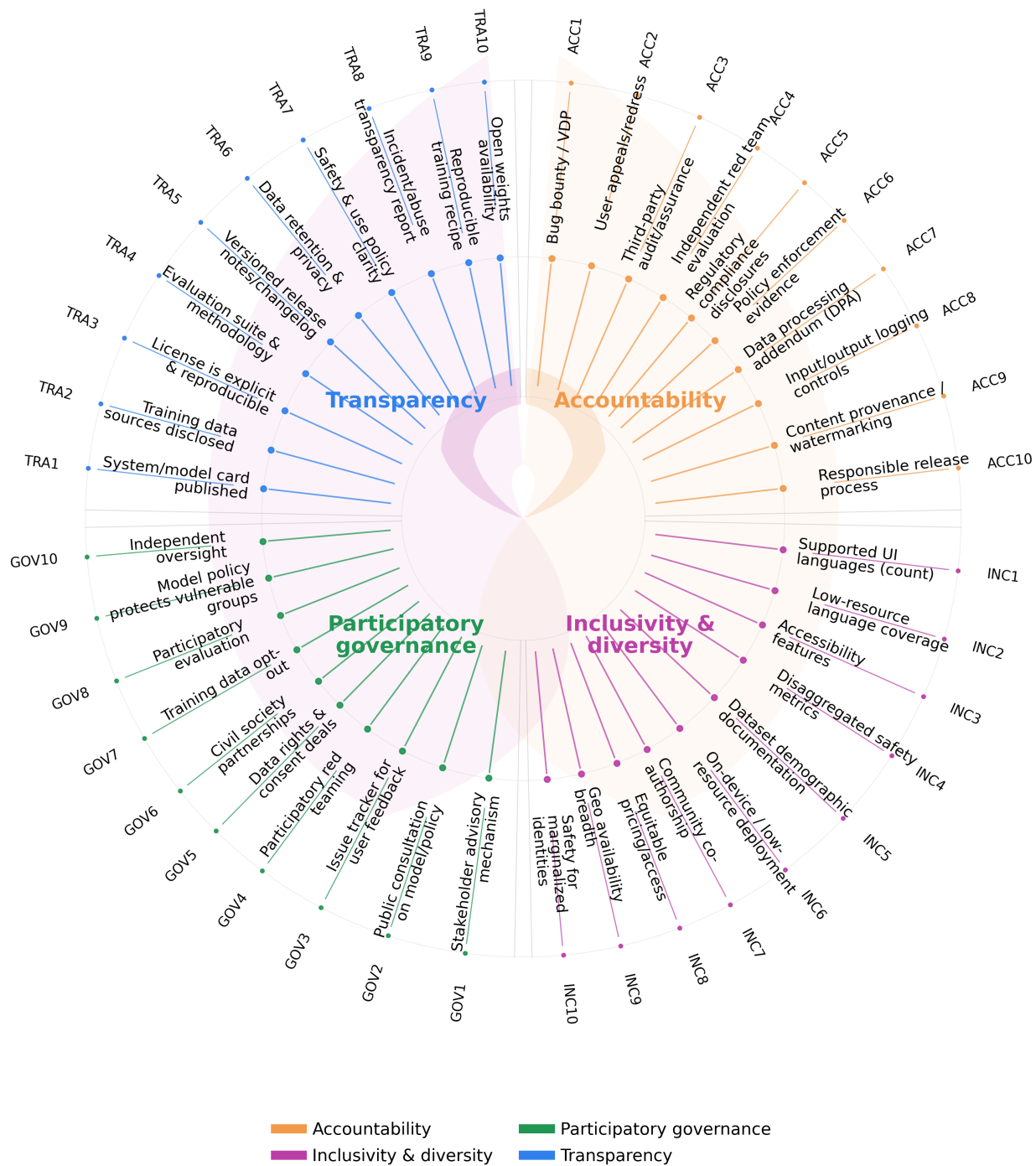


Figure 3: Pillar-subpillar-indicator hierarchy. The radial diagram enumerates indicators within each pillar and subpillar; the outer band lists indicator IDs.

6 Indicators and coding guide

Indicators are designed to be *observable*, *verifiable*, and *consequential*. Each code must be supported by a link to a public artifact (policy, governance record, model/system card, audit report, standard

conformance statement) or a vetted external evaluation. Detailed rubrics and edge cases are in the public codebook (anonymized for peer review). Table 1 summarizes the generic ordinal mapping used when indicators admit partial credit.

Table 1: Generic scoring rubric for ordinal indicators

Score	Rating	Evidence criteria / description
1.0	Verified strong practice	Public artifact with scope, recency, and governance remit documented; independently reproducible or externally verified.
0.5	Partial evidence	Some evidence or limited scope; unclear coverage or recency; partial implementation.
0.0	No evidence	No verifiable artifact, or claim inconsistent with protocol.

Participatory governance. This pillar codes whether affected stakeholders can provide input that is documented, deliberated, and linked to resulting actions. Qualifying evidence consists of (i) multi-stakeholder advisory bodies with a public charter defining remit, membership selection, conflict-of-interest handling, and publication of agendas and minutes; (ii) public consultations or request-for-comment processes that publish submissions in aggregate and a disposition matrix mapping proposals to accept/reject/rationale; (iii) issue trackers or proposal forums open to external contributors where each proposal has a dated, public disposition and, when adopted, a pointer to the corresponding change log or release note; (iv) external community red teaming with a published scope, methodology, consent and safety procedures, and a post-exercise report that identifies specific changes or risk acceptances; and (v) commitments to avoid undue concentration of power that are evidenced by implemented access or governance rules (e.g., non-exclusive licensing terms, neutral API access criteria, data export or interoperability guarantees, limits on exclusive partnerships) rather than aspirational statements (Arnstein, 1969; Bohman, 2000; Open Government Partnership, 2024; Fung, 2006). Credit is assigned to artifacts that are publicly accessible at or before the release cutoff and that show at least one completed feedback cycle (input, deliberation, decision, implementation or reasoned rejection). Ad hoc surveys without published dispositions, private advisory arrangements without a public mandate, and announcements without links to decisions do not qualify (Mushkani et al., 2025a).

Inclusivity and diversity. This pillar codes whether design, staffing, evaluation, and access reflect populations likely to be affected. Evidence includes (i) representation statistics for the teams and leadership responsible for the system, reported with category definitions, denominators, and date stamps, where such statistics are legally publishable; (ii) structured involvement of underrepresented groups in requirements gathering, prototyping, and user research, with documentation of recruitment criteria, compensation, and how findings altered specifications or defaults; (iii) language coverage for the flagship user interface, documentation, and support channels, reported as a list of supported languages and, where available, quality or coverage tests (Nekoto et al., 2020); (iv) accessibility conformance of user-facing interfaces with scope, testing method, and exceptions documented (Goggin et al., 2019); (v) dataset documentation that reports sampling frames, known gaps, and the relationship between dataset composition and intended populations; and (vi) disaggregated evaluation results that report performance across relevant subgroups or locales, including languages

beyond high-resource settings (CNRS, 2022). Partnerships outside high-income markets count when they involve co-production rather than one-off donations. Statements of commitment without accompanying statistics, methods, or changes do not receive credit.

Transparency. This pillar codes whether the producer discloses the information needed to understand purpose, provenance, constraints, and known limitations. Qualifying artifacts are model or system cards and datasheets that, taken together, provide: stated objectives and intended uses; governance and update cadence; training data sources and licenses or access constraints (at the level of datasets, categories, or collection pipelines as applicable); fine-tuning and reinforcement signals; evaluation protocols and metrics, including subgroup performance where measured; documented limitations, hazards, and unsafe use cases; deployment safeguards; and incident or change histories with dates (Mitchell et al., 2019; Gebru et al., 2021). Additional credit is assigned for technical or governance reports that document internal review processes with roles, decision criteria, and outcomes, and for responsiveness to independent inquiries, evidenced by a public contact channel, a stated process for requests, and example responses or Q&A published during the release window (Bommasani et al., 2023; Hagendorff, 2020). Marketing materials without underlying artifacts, non-persistent links, and self-descriptions that cannot be reconciled with released systems are out of scope.

Accountability. This pillar codes whether mechanisms exist to detect, report, and remediate harms and defects, and whether external scrutiny has traction. Evidence includes (i) documented risk assessment and incident response processes that specify roles, severity classification, escalation paths, post-incident analysis, and publication practices; (ii) a vulnerability disclosure process that states in-scope assets, how to report, safe-harbor language, and researcher acknowledgement; (iii) a vulnerability handling process covering triage, tracking, remediation, and communication; (iv) independent audits that name the auditor, scope, standard or methodology, sampling or testing approach, findings, and remediation timelines, with public summaries of results; (v) user redress and appeal channels with eligibility, steps, evidence requirements, and time-bound service levels, plus aggregate statistics where published; (vi) whistleblowing channels with independence from line management and non-retaliation statements; and (vii) participation in relevant standards processes or registries when applicable (Lepri et al., 2018; Leslie, 2019; Reisman et al., 2018). Additional credit is awarded when incident reports or postmortems contribute to public learning repositories, with links from incidents to mitigations. Legal compliance statements and unaudited self-attestations without verifiable artifacts do not receive credit.

7 Cohort, eligibility, discovery, and timelines

Eligibility. We included a producer if, by the cutoff date, it met all of the following: (i) develops or maintains a general-purpose foundation model or a generative AI service that is widely available; (ii) controls releases, governance, or deployment guardrails; and (iii) has at least one system family or API that is publicly identifiable. We applied the same criteria to government consortia and non-profit organizations.

Provider discovery. We identified candidate producers using four sources: (1) Google search and news coverage; (2) academic and industry reports; (3) open-source platforms and model registries; and (4) references in standards documents, audits, and government procurement records.¹

¹We did not collect any personal data.

Timeline and data collection. We set the eligibility cutoff at 30 September 2025. We compiled the dataset over four months, from early May 2025 to late September 2025. During this period, we collected and timestamped evidence for each producer.

8 Data sources and pipeline

The pipeline integrates three streams. First, structured web and repository search traverses producer sites, documentation hubs, transparency reports, model and dataset cards, and registries; enumeration uses Google search and curated news articles to seed candidate providers, then applies de-duplication and eligibility filters (Sec. 7). Reproducibility metadata include query templates, URLs, timestamps, and retrieval logs. Second, external independent evaluations and benchmarks are incorporated with explicit citation, for example large-scale capability benchmark syntheses and public safety assessments (Ray, 2023; Bengio et al., 2024). Third, expert interviews with researchers, journalists, and civil society practitioners provide context for interpreting artifacts and identifying missing documentation; interviews obtain informed consent and exclude sensitive data. Evidence links are checked for accessibility and archived when permitted. The evidence graph ties producers to indicators, sources, and coders; adjudication logs are public (anonymized for review). All builds are deterministic and versioned.

9 Validation

Validation proceeds on three axes. Content validity is established by triangulating the taxonomy against recognized frameworks that articulate participation, inclusion, transparency, and accountability (European Union, 2024b; Tabassi, 2023; Goggin et al., 2019; Jobin et al., 2019). Construct validity is probed by testing expected correlations: transparency pillar scores should correlate with external transparency syntheses without complete overlap, inclusivity indicators on language and accessibility should correlate with independent coverage measures, and accountability indicators should align with the presence of disclosure programs and audits. Reliability is addressed through coder training, a detailed codebook with exemplars and counter-examples, double coding of a stratified sample each release, and public adjudication. We report inter-rater agreement and document sampling, and target acceptable thresholds for publication (Creswell, 2013). Sensitivity analysis varies pillar inclusion and indicator weights and reports rank stability (e.g., Kendall’s τ). To bound uncertainty from missing evidence we publish the evidence and known-only scores plus coverage; for procurement use we recommend minimum thresholds using the lower-bound evidence score.

10 Results

Figure 4 summarizes provider scores under the known-only treatment for an initial cohort. Bars show each pillar’s contribution to the overall AIPI (each pillar divided by four). The right column reports coverage, the share of indicators with evidence-coded values.

In this pilot cohort, OpenAI scores 0.32 with the highest coverage ($\approx 40\%$). Anthropic follows at 0.20 (coverage $\approx 28\%$). Stability AI, Mistral AI, and Google DeepMind cluster between 0.15 and 0.17, while BigScience, EleutherAI, UNICEF Office of Innovation, Climate TRACE, Meta, and Alibaba Cloud are near 0.14; VinAI registers 0.12. Coverage ranges from roughly 15% to 40% with a median near 18%. Within-provider variation across pillars is informative: some producers obtain most credit from transparency while lagging in participatory governance or accountability, suggesting opportunities for targeted improvement. Because known-only scores exclude missing

indicators, we report the evidence scores alongside coverage in the release dataset; the difference between the two reflects documentation gaps rather than practice alone.

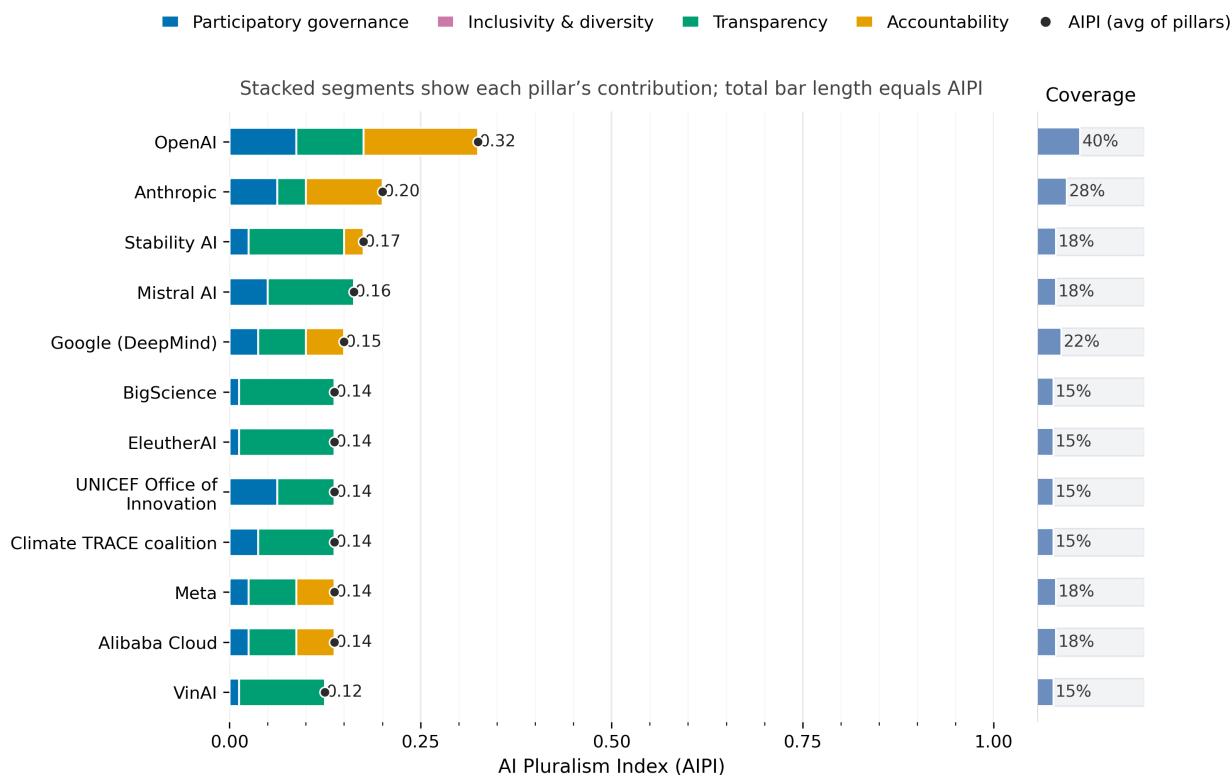


Figure 4: Provider results, known-only treatment. Stacked segments show each pillar’s contribution (each pillar divided by four); total bar length equals the AIPI value on a 0–1 scale. The right column reports coverage, the share of indicators with evidence-coded values.

11 Governance, implementation, and releases

AIPI is implemented as a public repository with deterministic builds and archived artifacts (anonymized for review). Anyone can file an issue to challenge a code, propose an indicator change, or contribute evidence. Issues are triaged by volunteer reviewers; disagreements are logged and escalated to a multi-stakeholder maintainer council spanning research, civil society, industry, and regions. Each release is versioned and archived with a change log. The website provides system and provider profiles, an API, and download links for evidence tables and scores. Governance adheres to the same pluralistic principles that the instrument evaluates and aligns with open practices in accessibility and security communities (Goggin et al., 2019; Lepri et al., 2018).

12 Recommendations for practice and policy

For producers, a practical path to improving AIPI is to publish verifiable artifacts that reflect real processes. Model and system cards should disclose data governance, known limitations, intended uses, subgroup performance, and update histories. Vulnerability disclosure processes should accept reports from good-faith researchers and specify service levels; vulnerability handling should name a

PSIRT function and lay out triage and remediation steps. Public consultations should summarize input and document how it influenced decisions rather than collecting comments without response. Disaggregation in evaluation should be routine for quality and safety. For procurers, reference the AIPI indicator list directly in requests for proposals, require minimum evidence scores and explicit coverage thresholds, and use pillar-level scores to tailor due-diligence questions. For regulators, several indicators map to policy requirements under the EU AI Act and to current governance debates—risk management, incident reporting, documentation, and redress—and can be incorporated as audit checks (European Union, 2024b; Ulnicane, 2024). For researchers and civil society, AIPI’s evidence graph enables systematic scrutiny of claims and targeted campaigns that reward concrete improvements.

13 Limitations

AIPI relies on observable artifacts and external evaluations, so it may undercount non-public internal practices. It could be gamed if producers publish documentation without corresponding practice. We mitigate by requiring time-stamped artifacts, awarding credit for external audits and incident disclosures that create real accountability, and publishing coverage to make documentation gaps visible. The index inherits biases from the availability of English-language documentation; we prioritize multilingual evidence and weight indicators that reward accessibility and language coverage. We do not measure capability or risk directly, and the index should be used alongside capability, safety, and domain-specific evaluations (Ray, 2023; Bommasani et al., 2022; Bengio et al., 2024). Some sources in the ecosystem are journalistic or blog posts; we treat these as context and anchor core claims to primary or official texts where possible.

A further limitation concerns scope and survivorship bias in community projects. Because the unit of analysis is the producer and, where applicable, system families offered as ongoing services, many participatory, community-led “plural-AI” initiatives—often experimental, one-off, or currently inactive—fall outside the present cohort and are therefore underrepresented. This omission risks overweighting well-resourced providers and understating pluralistic innovation emerging from research collectives, civic labs, hackathons, and local co-design efforts. To mitigate this, future releases will pilot a community-maintained registry and evidence track for plural-AI projects, including non-service and archived initiatives that meet minimal provenance requirements (public or archived artifacts with dates, licensing, and an explicit activity status). Crowdsourced nominations and review, integrated through our adjudication and versioning processes, would sustain a living record that expands coverage over time and makes plural models more discoverable to users and procurers. Results from this track will be reported separately to avoid conflating prototypes and time-bounded pilots with production systems.

Finally, the cohort is expanding; early release comparisons should be interpreted as a baseline rather than a definitive ranking.

14 Theory of change

By centering participation, inclusion, transparency, and accountability—and by embedding those principles in AIPI’s governance—the instrument seeks to align reputational and procurement incentives with democratic values. The combination of public evidence, coverage reporting, and versioned builds enables regulators and procurers to reference specific indicators in policy or contracts. Capability and safety benchmarks address performance and risk; AIPI addresses whether governance

is pluralistic and answerable. Together, they provide a broader basis for responsible selection and oversight.

15 Future work

Next releases will (i) add multilingual evidence discovery protocols, including targeted search in major languages and structured prompts for local documentation; (ii) reward third-party local verifications, privileging evidence from independent community groups and regional agencies; and (iii) document regional coverage explicitly by tagging artifacts with geography and publishing pillar-level coverage intervals by region. We will release partial-dependence plots of AIPI versus coverage and report where rank flips occur; policy guidance will recommend $\text{AIPI}_{\text{evid}}$ for procurement and $\text{AIPI}_{\text{known}}$ with intervals for comparative research. We will also extend correlations against transparency syntheses, capability facets, and safety reports to the growing cohort and publish bootstrapped confidence intervals.

16 Conclusion

Pluralistic AI requires structures that allow many voices to shape technical and governance choices, and mechanisms that render those structures visible and answerable. The AI Pluralism Index provides a principled, auditable, and adaptable way to measure progress toward that goal. We will publish regular releases with evidence graphs, adjudication logs, reliability statistics, and sensitivity analyses (links anonymized for review).

Ethics statement. This work analyzed publicly available artifacts and conducted expert interviews under informed consent, without collecting personal or sensitive information. Interview protocols, coding instructions, de-identified materials, and analysis scripts will be released in the project repository upon publication.

References

- Sherry R. Arnstein. A ladder of citizen participation. *Journal of the American Institute of Planners*, 35(4):216–224, 1969. doi: <https://doi.org/10.1080/01944366908977225>.
- Yoshua Bengio, Sören Mindermann, Daniel Privitera, Tamay Besiroglu, Rishi Bommasani, Stephen Casper, Yejin Choi, Danielle Goldfarb, Hoda Heidari, Leila Khalatbari, Shayne Longpre, Vasilios Mavroudis, Mantas Mazeika, Kwan Yee Ng, Chinasa T. Okolo, Deborah Raji, Theodora Skeadas, Florian Tramèr, Bayo Adekanmbi, Paul Christiano, David Dalrymple, Thomas G. Dietterich, Edward Felten, Pascale Fung, Pierre-Olivier Gourinchas, Nick Jennings, Andreas Krause, Percy Liang, Teresa Ludermir, Vidushi Marda, Helen Margetts, John A. McDermid, Arvind Narayanan, Alondra Nelson, Alice Oh, Gopal Ramchurn, Stuart Russell, Marietje Schaake, Dawn Song, Alvaro Soto, Lee Tiedrich, Gaël Varoquaux, Andrew Yao, and Ya-Qin Zhang. International scientific report on the safety of advanced ai (interim report), 2024. URL <https://arxiv.org/abs/2412.05282>.
- Yochai Benkler. *The Wealth of Networks: How Social Production Transforms Markets and Freedom*. Yale University Press, 2006. URL <http://www.jstor.org/stable/j.ctt1njknw>.
- James Bohman. *Public Deliberation: Pluralism, Complexity, and Democracy*. MIT Press, 2000.

Rishi Bommasani, Drew A. Hudson, Ehsan Adeli, Russ Altman, Simran Arora, Sydney von Arx, Michael S. Bernstein, Jeannette Bohg, Antoine Bosselut, Emma Brunskill, Erik Brynjolfsson, Shyamal Buch, Dallas Card, Rodrigo Castellon, Niladri Chatterji, Annie Chen, Kathleen Creel, Jared Quincy Davis, Dora Demszky, Chris Donahue, Moussa Doumbouya, Esin Durmus, Stefano Ermon, John Etchemendy, Kawin Ethayarajh, Li Fei-Fei, Chelsea Finn, Trevor Gale, Lauren Gillespie, Karan Goel, Noah Goodman, Shelby Grossman, Neel Guha, Tatsunori Hashimoto, Peter Henderson, John Hewitt, Daniel E. Ho, Jenny Hong, Kyle Hsu, Jing Huang, Thomas Icard, Saahil Jain, Dan Jurafsky, Pratyusha Kalluri, Siddharth Karamcheti, Geoff Keeling, Fereshhte Khani, Omar Khattab, Pang Wei Koh, Mark Krass, Ranjay Krishna, Rohith Kuditipudi, Ananya Kumar, Faisal Ladhak, Mina Lee, Tony Lee, Jure Leskovec, Isabelle Levent, Xiang Lisa Li, Xuechen Li, Tengyu Ma, Ali Malik, Christopher D. Manning, Suvir Mirchandani, Eric Mitchell, Zanele Munyikwa, Suraj Nair, Avani Narayan, Deepak Narayanan, Ben Newman, Allen Nie, Juan Carlos Niebles, Hamed Nilforoshan, Julian Nyarko, Giray Ogut, Laurel Orr, Isabel Papadimitriou, Joon Sung Park, Chris Piech, Eva Portelance, Christopher Potts, Aditi Raghunathan, Rob Reich, Hongyu Ren, Frieda Rong, Yusuf Roohani, Camilo Ruiz, Jack Ryan, Christopher Ré, Dorsa Sadigh, Shiori Sagawa, Keshav Santhanam, Andy Shih, Krishnan Srinivasan, Alex Tamkin, Rohan Taori, Armin W. Thomas, Florian Tramèr, Rose E. Wang, William Wang, Bohan Wu, Jiajun Wu, Yuhuai Wu, Sang Michael Xie, Michihiro Yasunaga, Jiaxuan You, Matei Zaharia, Michael Zhang, Tianyi Zhang, Xikun Zhang, Yuhui Zhang, Lucia Zheng, Kaitlyn Zhou, and Percy Liang. On the opportunities and risks of foundation models, 2022. URL <https://arxiv.org/abs/2108.07258>.

Rishi Bommasani, Kevin Klyman, Shayne Longpre, Sayash Kapoor, Nestor Maslej, Betty Xiong, Daniel Zhang, and Percy Liang. The foundation model transparency index. *arXiv preprint arXiv:2310.12941*, 2023. URL <https://arxiv.org/abs/2310.12941>.

Wei-Lin Chiang, Lianmin Zheng, Ying Sheng, Anastasios N. Angelopoulos, Tianle Li, Dacheng Li, Hao Zhang, Banghua Zhu, Michael I. Jordan, Joseph E. Gonzalez, and Ion Stoica. Chatbot arena: An open platform for evaluating LLMs by human preference. *arXiv preprint arXiv:2403.04132*, 2024. URL <https://arxiv.org/abs/2403.04132>.

CNRS. Release of largest trained open-science multilingual language model (bloom). <https://www.cnrs.fr/en/press/release-largest-trained-open-science-multilingual-language-model-ever>, 2022.

Council of Europe. The framework convention on artificial intelligence and human rights, democracy and the rule of law. <https://www.coe.int/en/web/artificial-intelligence/the-framework-convention-on-artificial-intelligence>, 2024.

Kate Crawford. *Atlas of AI: Power, Politics, and the Planetary Costs of Artificial Intelligence*. Yale University Press, 2021.

J. W. Creswell. Qualitative inquiry and research design: Choosing among five approaches. SAGE., 2013.

European Union. Regulation (eu) 2024/1689 laying down harmonised rules on artificial intelligence (artificial intelligence act). <https://eur-lex.europa.eu/eli/reg/2024/1689/oj/eng>, 2024a.

European Union. Regulation (EU) 2024/1689 on Artificial Intelligence (AI Act). <https://eur-lex.europa.eu/eli/reg/2024/1689/oj/eng>, 2024b.

- Batya Friedman and David G. Hendry. *Value Sensitive Design: Shaping Technology with Moral Imagination*. MIT Press, 2019. URL <https://mitpress.mit.edu/9780262039536/value-sensitive-design/>.
- Archon Fung. Varieties of participation in complex governance. *Public Administration Review*, 66(s1):66–75, 2006. doi: 10.1111/j.1540-6210.2006.00667.x.
- Future of Life Institute. 2025 ai safety index (summer 2025). <https://futureoflife.org/ai-safety-index-summer-2025/>, 2025.
- Timnit Gebru, Jamie Morgenstern, Briana Vecchione, Jennifer Wortman Vaughan, Hanna Wallach, Hal Daumé III, and Kate Crawford. Datasheets for datasets. *Commun. ACM*, 64(12):86–92, November 2021. doi: 10.1145/3458723. URL <https://doi.org/10.1145/3458723>.
- G. Goggin, K. Ellis, and W. & Hawkins. Disability at the centre of digital inclusion: Assessing a new moment in technology and rights. *Communication Research and Practice*, 5(3), 290–303. <https://doi.org/10.1080/22041451.2019.1641061>, 2019.
- Thilo Hagendorff. The ethics of AI ethics: An evaluation of guidelines. *Minds and Machines*, 30(1): 99–120, 2020. doi: 10.1007/s11023-020-09517-8. URL <https://link.springer.com/article/10.1007/s11023-020-09517-8>.
- International Organization for Standardization. Iso/iec 29147:2018 information technology—security techniques—vulnerability disclosure. <https://www.iso.org/standard/72311.html>, 2018.
- International Organization for Standardization. Iso/iec 30111:2019 information technology—security techniques—vulnerability handling processes. <https://www.iso.org/standard/69725.html>, 2019.
- International Organization for Standardization. Iso/iec 42001:2023 artificial intelligence management system (aims). <https://www.iso.org/standard/42001>, 2023.
- Prithvi Iyer. The foundation model transparency index: What changed in 6 months? <https://techpolicy.press/the-foundation-model-transparency-index-what-changed-in-6-months/>, May 2024.
- Anna Jobin, Marcello Ienca, and Effy Vayena. The global landscape of AI ethics guidelines. *Nature Machine Intelligence*, 1:389–399, September 2019. doi: 10.1038/s42256-019-0088-2. URL <https://doi.org/10.1038/s42256-019-0088-2>.
- Klaus Krippendorff. *Content Analysis: An Introduction to Its Methodology*. SAGE Publications, 4 edition, 2018.
- Bruno Lepri, Nuria Oliver, Emmanuel Letouzé, Alex Pentland, and Patrick Vinck. Fair, transparent, and accountable algorithmic decision-making processes: The premise, the proposed solutions, and the open challenges. *Philosophy & Technology*, 31(4):611–627, December 2018. ISSN 2210-5433, 2210-5441. doi: 10.1007/s13347-017-0279-x. URL <http://link.springer.com/10.1007/s13347-017-0279-x>.
- D. Leslie. Understanding artificial intelligence ethics and safety: A guide for the responsible design and implementation of ai systems in the public sector. Zenodo. <https://doi.org/10.5281/ZENODO.3240529>, 2019.

- M. Mitchell, S. Wu, A. Zaldivar, P. Barnes, L. Vasserman, B. Hutchinson, E. Spitzer, I. D. Raji, and T. Gebru. Model cards for model reporting. *Proceedings of the Conference on Fairness, Accountability, and Transparency*, 220–229. <https://doi.org/10.1145/3287560.3287596>, 2019.
- Rashid Mushkani, Hugo Berard, Toumadher Ammar, Cassandre Chatonnier, and Shin Koseki. Co-producing ai: Toward an augmented, participatory lifecycle, 2025a. URL <https://doi.org/10.48550/arXiv.2508.00138>.
- Rashid Mushkani, Hugo Berard, Allison Cohen, and Shin Koseki. Position: The right to ai. *Forty-second International Conference on Machine Learning Position Paper Track*, 2025b. URL <https://arxiv.org/abs/2501.17899>.
- Wilhelmina Nekoto, Vukosi Marivate, Tshinondiwa Matsila, Timi Fasubaa, Taiwo Fagbohunge, Solomon Oluwale Akinola, Shamsuddeen Muhammad, Salomon Kabongo Kabenamualu, Salomey Osei, Freshia Sackey, Rubungo Andre Niyongabo, Ricky Macharm, Perez Ogayo, Orevaoghene Ahia, Musie Meressa Berhe, Mofetoluwa Adeyemi, Masabata Mokgesi-Seling, Lawrence Okegbemi, Laura Martinus, Kolawole Tajudeen, Kevin Degila, Kelechi Ogueji, Kathleen Siminyu, Julia Kreutzer, Jason Webster, Jamiil Toure Ali, Jade Abbott, Iroro Orife, Ignatius Ezeani, Idris Abdulkadir Dangana, Herman Kamper, Hady Elsahar, Goodness Duru, Ghollah Kioko, Murhabazi Espoir, Elan van Biljon, Daniel Whitenack, Christopher Onyefuluchi, Chris Chinenye Emezue, Bonaventure F. P. Dossou, Blessing Sibanda, Blessing Bassey, Ayodele Olabiyi, Arshath Ramkilowan, Alp Öktem, Adewale Akinfaderin, and Abdallah Bashir. Participatory research for low-resourced machine translation: A case study in african languages. In *Findings of the Association for Computational Linguistics: EMNLP 2020*, pages 2144–2160. Association for Computational Linguistics, November 2020. doi: 10.18653/v1/2020.findings-emnlp.195. URL <https://aclanthology.org/2020.findings-emnlp.195/>.
- OECD. Recommendation of the council on artificial intelligence. *OECD Legal Instruments*, 2019. URL <https://legalinstruments.oecd.org/en/instruments/oecd-legal-0449>.
- Open Government Partnership. Three ways to better govern the use of AI. <https://www.opengovpartnership.org/stories/three-ways-to-better-govern-the-use-of-ai/>, April 2024.
- Inioluwa Deborah Raji, Andrew Smart, Rebecca N. White, Margaret Mitchell, Timnit Gebru, Ben Hutchinson, Jamila Smith-Loud, Daniel Theron, and Parker Barnes. Closing the AI accountability gap: Defining an end-to-end framework for internal algorithmic auditing. In *Proceedings of the 2020 Conference on Fairness, Accountability, and Transparency (FAT*)*, pages 33–44, 2020. doi: 10.1145/3351095.3372873.
- Partha Pratim Ray. Benchmarking, ethical alignment, and evaluation framework for conversational ai: Advancing responsible development of chatgpt. *BenchCouncil Transactions on Benchmarks, Standards and Evaluations*, 3(3):100136, 2023. ISSN 2772-4859. doi: <https://doi.org/10.1016/j.tbench.2023.100136>. URL <https://www.sciencedirect.com/science/article/pii/S2772485923000534>.
- Dillon Reisman, Jason Schultz, Kate Crawford, and Meredith Whittaker. Algorithmic impact assessments report: A practical framework for public agency accountability. AI Now Institute, April 2018. URL <https://ainowinstitute.org/reports.html>.
- Responsible AI Collaborative. Ai incident database. <https://incidentdatabase.ai/>, 2024.

- Stanford Center for Research on Foundation Models (CRFM). Helm capabilities. <https://crfm.stanford.edu/2025/03/20/helm-capabilities.html>, March 2025.
- Stanford CRFM. Holistic evaluation of language models (helm). <https://crfm.stanford.edu/helm/>, 2024.
- Elham Tabassi. AI risk management framework: AI RMF (1.0). Technical report, National Institute of Standards and Technology (NIST), 2023. URL <https://nvlpubs.nist.gov/nistpubs/ai/NIST.AI.100-1.pdf>.
- Elham Tabassi et al. Artificial intelligence risk management framework (ai rmf 1.0). <https://nvlpubs.nist.gov/nistpubs/ai/nist.ai.100-1.pdf>, 2023.
- Inga Ulnicane. Governance fix? power and politics in controversies about governing generative AI. *Policy and Society*, 2024. doi: 10.1093/polsoc/puae022. URL <https://doi.org/10.1093/polsoc/puae022>.
- S. Umbrello and I. van de Poel. Mapping value sensitive design onto ai for social good principles. *AI and Ethics*, 1(3), 283–296. <https://doi.org/10.1007/s43681-021-00038-3>, 2021.
- UNESCO. Recommendation on the ethics of artificial intelligence. <https://unesdoc.unesco.org/ark:/48223/pf0000380455>, 2021.
- World Wide Web Consortium (W3C). Web content accessibility guidelines (wcag) 2.2. <https://www.w3.org/TR/WCAG22/>, 2023.

A Indicator examples and coding excerpts

Selected examples (full codebook in the repository, anonymized for review):

Pillar	Indicator and coding excerpt
Participatory governance	External red teaming or community audits with published scope, methodology, and outcomes. Code 0 if no external engagement; 0.5 for ad hoc events with limited documentation; 1 for recurring events with full reports and evidence of resulting changes.
Inclusivity & diversity	Multilingual access and accessibility features in flagship offerings benchmarked to clear scope and verification. Code 0 if monolingual and inaccessible; 0.5 for limited support; 1 for systematic coverage including underrepresented languages, evidenced by independent evaluation.
Transparency	Model and system cards that describe purpose, data sources, governance, intended uses, limitations, and subgroup performance. Code 0 if absent; 0.5 if partial; 1 if comprehensive, current, and independently verified.

Accountability	Redress and appeal mechanisms with time-bound service levels and published incident statistics; presence of vulnerability disclosure and handling processes with public documentation. Code 0 if none; 0.5 for basic contact channels; 1 for documented, audited processes with statistics and outcomes.
----------------	--
