

Towards Reliable LLM-based Robot Planning via Combined Uncertainty Estimation

Shiyuan Yin¹, Chenjia Bai^{2*}, Zihao Zhang¹, Junwei Jin¹, Xinxin Zhang¹,
Chi Zhang², Xuelong Li²

¹ School of Artificial Intelligence, Henan University of Technology

² Institute of Artificial Intelligence (TeleAI), China Telecom

Abstract

Large language models (LLMs) demonstrate advanced reasoning abilities, enabling robots to understand natural language instructions and generate high-level plans with appropriate grounding. However, LLM hallucinations present a significant challenge, often leading to overconfident yet potentially misaligned or unsafe plans. While researchers have explored uncertainty estimation to improve the reliability of LLM-based planning, existing studies have not sufficiently differentiated between epistemic and intrinsic uncertainty, limiting the effectiveness of uncertainty estimation. In this paper, we present Combined Uncertainty estimation for Reliable Embodied planning (CURE), which decomposes the uncertainty into epistemic and intrinsic uncertainty, each estimated separately. Furthermore, epistemic uncertainty is subdivided into task clarity and task familiarity for more accurate evaluation. The overall uncertainty assessments are obtained using random network distillation and multi-layer perceptron regression heads driven by LLM features. We validated our approach in two distinct experimental settings: kitchen manipulation and tabletop rearrangement experiments. The results show that, compared to existing methods, our approach yields uncertainty estimates that are more closely aligned with the actual execution outcomes.

1 Introduction

Large Language Models (LLMs) have shown exceptional versatility [1, 2, 3], as evidenced by their ability to handle a wide array of tasks. These tasks include answering complex questions [4], solving mathematical problems [5], generating computer code [6], and performing sophisticated reasoning during inference [7]. When robots try to execute tasks instructed by language descriptions, they can leverage LLM capabilities to interpret task instructions in natural language [8, 9], apply the common sense reasoning of LLMs to understand their environment [10], and formulate high-level action plans based on the robot’s abilities and available resources.

However, a significant challenge with current LLMs is their propensity to hallucinate [11]—i.e., to confidently generate outputs that appear plausible but are actually incorrect and practically infeasible. [12]. This misplaced confidence in erroneous outputs presents a considerable obstacle to LLM-based planning in robotics. Additionally, natural language instructions in real-world environments often contain inherent or unintentional ambiguity from human instructors [13]. And following a flawed plan with excessive confidence may lead to undesirable or even unsafe actions. Consequently, offering an uncertainty estimation for the planning model prior to execution is desirable to reflect the level of confidence in their plans, allowing for halting execution or seeking human assistance in cases of high uncertainty.

*Correspondence to Chenjia Bai <baicj@chinatelecom.cn>

Previous studies on uncertainty in reinforcement learning (RL) typically distinguish two components of model uncertainty: epistemic uncertainty and intrinsic uncertainty [14]. However, in research on robotics LLM planners, these uncertainty components have not been analyzed at a fine-grained level. This lack of comprehensive analysis can lead to inaccurate assessments of model capabilities, such as misattributing uncertainty caused by environmental randomness to the model itself, thereby underestimating its true abilities [15]. Furthermore, when environmental changes occur, it is challenging to isolate and update intrinsic uncertainty, hindering rapid adaptation to new conditions.

The empirical evidence from cognitive research reveals that clear task descriptions significantly enhance decision accuracy by providing a precise framework for cognitive processing and reducing the cognitive load associated with ambiguity [16]. Conversely, vague objectives tend to introduce substantial cognitive dissonance, thereby increasing hesitation and the likelihood of errors [17]. Similarly, the familiarity of tasks plays a crucial role in execution efficiency. Familiar tasks, which have been ingrained through repeated exposure and practice, allow for streamlined cognitive and motor processes, thereby optimizing performance [18]. In contrast, unfamiliar tasks necessitate additional cognitive resources for schema construction and adaptation, thus introducing greater uncertainty and potential inefficiencies. These cognitive insights indicate that epistemic uncertainty can be decomposed into components related to task description clarity and task familiarity, enabling more precise uncertainty modeling for LLM task planning.

In this paper, we separately estimate planning uncertainty and introduce a new method for uncertainty estimation. First, we examine epistemic uncertainty in planning tasks, further breaking it down into two factors: task clarity and task familiarity. Second, we model intrinsic uncertainty as the expected success rate of a given plan. A lower expected success rate indicates a higher level of intrinsic uncertainty as it implies that despite following the plan, there still exist factors within the environment that may lead to failure. To evaluate these uncertainties, we use multi-layer perceptrons regression heads driven by LLM features to estimate task clarity and expected success rate, while a Random Network Distillation (RND) network is employed to assess task familiarity. In addition, we propose a slower yet more precise task clarity evaluation method based on LLM-query. By combining these components, we provide a comprehensive uncertainty assessment for LLM-based planning, enhancing the accuracy of uncertainty estimation.

We compare the proposed algorithm with state-of-the-art uncertainty estimation techniques in robot planning, as well as widely-used uncertainty estimation methods in LLMs. The experiments include mobile manipulator in kitchen tasks and tabletop rearrangement tasks. The results demonstrate that the uncertainty estimates produced by the proposed method were the most accurate and comprehensive, showing the strongest correlation with the actual execution result.

Our main contributions are summarized as follows: **First**, we propose a novel uncertainty evaluation method CURE that separately assesses epistemic uncertainty and intrinsic uncertainty to better align model confidence with task success. **Second**, we present an effective method for assessing task similarity in task planning, leveraging RND to enhance the foundation for uncertainty estimation. **Third**, our experiments with a mobile manipulator in kitchen and tabletop rearrangement scenarios demonstrate that the proposed algorithm significantly enhances the accuracy of uncertain estimation, outperforming existing methods in embodied planning and LLM uncertain estimation.

2 Preliminaries

In this section, we introduce the core concepts underlying our proposed CURE framework, including the problem formulation and an overview of RND.

Problem statement. We consider a manipulation problem in which a high-level, free-form human instruction I is given (e.g., Give me something to drink). The observation O includes an instruction pertaining to the current environment. An LLM planner decomposes the task into an object-centric executable task plan A . The central problem investigated in this work is how to generate an uncertainty estimate U that quantifies the planner’s confidence in the task planning process. For the convenience in subsequent processing, we input I , O , and A into the LLama3.2-8B model to obtain the hidden activations of the last token from the last layer, which serve as the task encoding vector T .

Let $S = \{s_1, s_2, \dots, s_n\}$ represent the set of observed success rates, and $U = \{u_1, u_2, \dots, u_n\}$ denote the corresponding set of planning uncertainty estimates, where n is the number of samples.

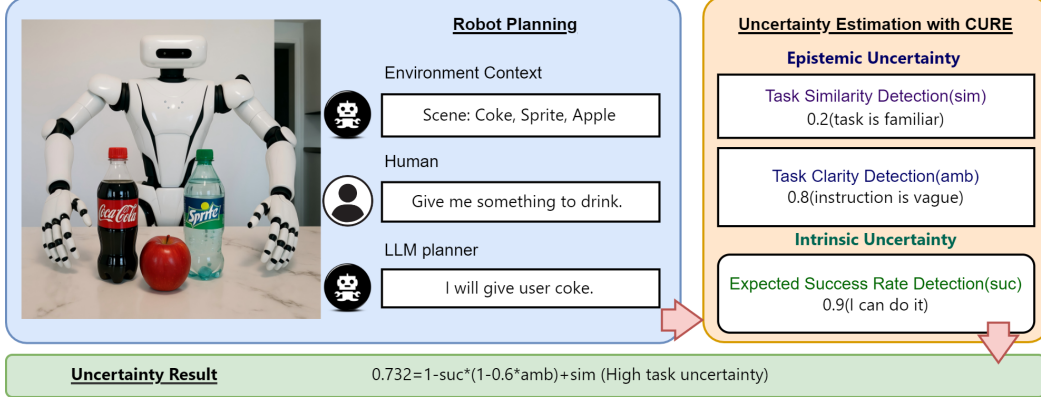


Figure 1: **Overview of the proposed uncertainty-aware LLM planning framework.** Given a natural language instruction (e.g., Give me sth to drink) and environmental context (e.g., Coke, Sprite, Apple), the LLM planner generates a high-level plan (e.g., I will give user Coke). Our framework estimates the overall planning uncertainty using CURE module, which decomposes uncertainty into epistemic and intrinsic components. Epistemic uncertainty encompasses task similarity and task clarity, while intrinsic uncertainty is represented by the expected success rate of the generated plan. The final uncertainty score then guides the decision to proceed, halt, or request clarification, thereby enhancing planning reliability in uncertain or ambiguous scenarios.

The objective is to maximize the statistical dependence between S and U , as measured by Spearman’s rank correlation coefficient ρ . Formally, we aim to solve:

$$\max \rho(S, U) \quad (1)$$

where $\rho(S, U)$ is defined as:

$$\rho(S, U) = 1 - \frac{6 \sum_{i=1}^n d_i^2}{n(n^2 - 1)}, \quad d_i = \text{rank}(s_i) - \text{rank}(u_i). \quad (2)$$

Here, $\text{rank}(s_i)$ and $\text{rank}(u_i)$ denote the ranks of s_i and u_i within their respective datasets.

Random Network Distillation. Random Network Distillation (RND) is an approach initially utilized to measure the novelty of a given state, aiming to encourage exploration for rarely-visited states in large state space in RL. The core idea behind RND is to use a randomly initialized neural network, referred to as the *target network*, which is kept fixed during training. A separate *predictor network* is then trained to predict the output of the target network, typically via a regression loss. The target network’s weights are not updated throughout the training process, and its outputs remain fixed. This fixed target network is essentially a source of "random" or "unknown" knowledge, and the predictor network attempts to minimize the difference between its predictions and the outputs of the target network. The error in the predictor network’s predictions provides a measure of how well the predictor is able to capture the structure of the environment. High prediction errors typically indicate regions in the environment that are novel or unfamiliar to the agent, and low prediction errors signify regions that are more familiar, as the predictor network has learned to approximate the target network’s behavior well. Formally, let f_θ denote the target network with parameters θ , and let g_ϕ represent the predictor network with parameters ϕ . The objective is to minimize the following loss:

$$\mathcal{L}(\phi) = \mathbb{E}_{x \sim \mathcal{X}} [\|g_\phi(x) - f_\theta(x)\|^2], \quad (3)$$

where \mathcal{X} represents the input space (typically the state or observation space of the task). The error between $g_\phi(x)$ and $f_\theta(x)$ reflects how well the predictor network approximates the fixed target network. In environments where the target network is highly unpredictable, the prediction error will be large, indicating the currently visited states are not familiar to the historical states. Utilizing this characteristic, we can assess the familiarity of tasks.

3 CURE Method

Sections 3.1 and 3.2 provide a detailed description of the CURE architecture and our approach to estimating task familiarity. Next, Section 3.3 delves into the evaluation of task clarity and the prediction of the success rate.

3.1 Method Overview

We propose an overview of our method, CURE, which operates independently of any specific LLM planner. Additionally, this approach is crafted to be plug-and-play, meaning it requires no alterations to the foundational structures of the planners. After task planning is completed, we separately compute epistemic uncertainty and intrinsic uncertainty associated with the planning process. Epistemic uncertainty is further divided into task familiarity and task clarity. First, we employ RND to estimate task familiarity, yielding A_{sim} . Next, task clarity is assessed using two proposed methods: (i) A query-based approach leveraging the LLM, which is relatively slower. (ii) A multi-layer neural network inference approach, which is computationally efficient. Both methods yield a measure of task clarity, denoted as A_{amb} . Finally, intrinsic uncertainty is computed using a multi-layer neural network to infer the expected success rate p . The final uncertainty U is determined using the following formula:

$$U = 1 - \alpha_1 \cdot (1 - \alpha_2 \cdot A_{\text{amb}}) \cdot p + \alpha_3 \cdot A_{\text{sim}}, \quad (4)$$

where $\alpha_1, \alpha_2, \alpha_3$ are tunable parameters that balance the contributions of task clarity, expected task success rate, and task similarity to overall uncertainty.

3.2 Task Familiarity Assessment

Firstly, we define the two key components in the RND framework: the target network and the predictor network. The outputs of the target network f_{target} and the predictor network f_{pred} are the embedding vectors $\mathbf{z}_{\text{target}}$ and \mathbf{z}_{pred} , respectively. Specifically:

$$\begin{aligned} \mathbf{z}_{\text{target}} &= f_{\text{target}}(\mathbf{T}), \\ \mathbf{z}_{\text{pred}} &= f_{\text{pred}}(\mathbf{T}). \end{aligned} \quad (5)$$

where \mathbf{T} denotes the feature vector of the task description, as detailed in Section 2.

During the training phase of the task, we train the RND network by inputting the vectors of known tasks, employing the Mean Squared Error (MSE) as the loss function to optimize the output discrepancy between the target network and the predictor network:

$$\mathcal{L}_{\text{MSE}} = \frac{1}{|\mathcal{D}|} \sum_{(\mathbf{T}, \{\mathbf{S}_i\}) \in \mathcal{D}} \|\mathbf{z}_{\text{target}} - \mathbf{z}_{\text{pred}}\|_2^2, \quad (6)$$

where \mathcal{D} is the dataset of known tasks.

During the inference phase, the new task description vector \mathbf{T} is input into the trained RND network. By computing the Euclidean distance between the outputs of the target network and the predictor network, we obtain the contextual similarity metric A_{sim} :

$$A_{\text{sim}} = \|\mathbf{z}_{\text{target}} - \mathbf{z}_{\text{pred}}\|_2. \quad (7)$$

This similarity metric reflects the degree of similarity between the current task and the known tasks. A larger value of A_{sim} indicates a greater difference between the current task and known tasks, suggesting that the task is relatively unfamiliar, thereby appropriately increasing the uncertainty in the output. Conversely, a higher similarity indicates that the current task is more familiar, allowing for a reduction in the uncertainty assessment.

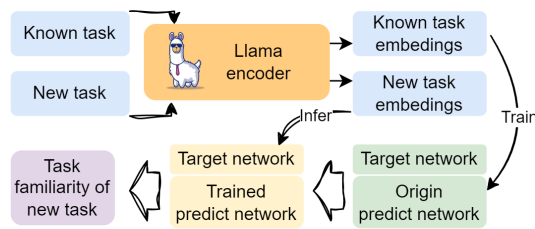


Figure 2: The process of task familiarity assessment

3.3 Assessment of Task Clarity and Expected Success Rate

Slow Evaluation of Task Clarity Using LLM (Ambiguity) We employed a vanilla approach to assess task clarity by designing a dedicated prompt for ambiguity evaluation. This prompt requires the model to determine whether the given task description provides sufficient information to infer the intended object and location of the user’s intent. The specific prompt can be seen in Section C:

Through this prompt, we prompt the model to determine whether the task description is sufficiently clear to infer the user’s intended object and location. If the model deems the task description inadequate for inference (choose multi item or target location), we consider the task to exhibit semantic ambiguity, thereby increasing the uncertainty of the output. Conversely, if the task description is sufficiently clear (choose one item and one target location), the model’s response indicates that the task instructions are adequate, thereby reducing uncertainty.

The final assessment result is obtained as follows:

$$A_{\text{amb}} = \begin{cases} 0 & \text{Sufficient (Information Complete)} \\ 1 & \text{Insufficient (Ambiguity Present)} \end{cases} \quad (8)$$

Fast Evaluation of Task Clarity and Expected Success Rate Using Uncertainty Assessment Network (UAN) First, we construct a training dataset using either code generation or LLM-generated data. This dataset comprises the task encoding vector T , the presence of task ambiguity $A_{\text{amb}} \in \{0, 1\}$, and whether the planned subtasks were successfully executed $y \in \{0, 1\}$.

We design a multilayer neural network f_{UAN} , which takes as input the feature vector \mathbf{T} and outputs two scalar values:

1. Task clarity score $\hat{A}_{\text{amb}} \in [0, 1]$
2. Expected task success rate $\hat{p} \in [0, 1]$

The network training process employs a cross-entropy loss function:

$$\mathcal{L}_{\text{total}} = \mathcal{L}_{\text{amb}} + \mathbb{I}(A_{\text{amb}} = 0) \cdot \mathcal{L}_{\text{success}} \quad (9)$$

where $\mathbb{I}(\cdot)$ is an indicator function, and the loss terms are defined as follows:

$$\mathcal{L}_{\text{amb}} = - \left(A_{\text{amb}} \log(\hat{A}_{\text{amb}}) + (1 - A_{\text{amb}}) \log(1 - \hat{A}_{\text{amb}}) \right) \quad (10)$$

$$\mathcal{L}_{\text{success}} = - (y \log(\hat{p}) + (1 - y) \log(1 - \hat{p})) \quad (11)$$

4 Related Work

LLMs as Planners. Emergent reasoning enables Large Language Models (LLMs) to decompose tasks into intermediate sub-goals and generate a sequence of planned actions [19]. Through prompting and in-context learning, LLMs can translate natural language human instructions into executable robotic actions based on scene descriptions [20, 21]. RoboCodeX [22], ProgPrompt [23] and CaP [24] decomposes human instructions and leverages code generation to generate actions. RoboMamba [25] adopts a Mamba-based end-to-end vision-language-action (VLA) model for robotic manipulation. RoboMP [26] method enhanced robotic manipulation by integrating multimodal perception and planning to improve generalization and decision-making capabilities. Recent studies further enhance reasoning and planning capabilities by iteratively refining actions via self-reflection during the planning process [27, 28, 29]. Tool-Planner [30], ReAct [31] and Reflexion [32] focus on *multi-step planning* scenarios, where a robot can execute certain actions, observe state feedback, and re-plan to make corrections. Tree-Planner [33] introduces a tree sampling based solution, which improvements in error reduction. However, in safety-critical robotic applications, certain invalid

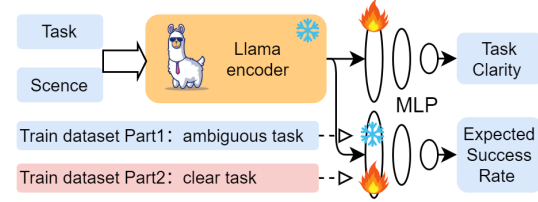


Figure 3: **The process of UAN.** During the training process, Llama consistently remained frozen. For tasks with clear objectives, both task clarity and expected success rate were trained. In tasks with ambiguous goals, only task clarity was trained.

actions may lead to irrecoverable and catastrophic safety failures. Therefore, our approach aims to provide an uncertainty estimate after planning, enabling the system to withhold execution of plans with insufficient confidence by anticipating uncertainty before action execution.

Quantifying Uncertainty in LLMs. LLMs often experience hallucinations [34], which present two major challenges in planning. First, they might struggle to assess if a plan is achievable given a specific problem description [35, 36]. Second, they can generate inadmissible actions and non-existent objects, requiring translation or expert intervention to correct them [19, 37]. To solve hallucinations, the natural language processing community has shown increasing interest in quantifying uncertainty in the outputs of large language models (LLMs) [38, 39, 40, 41], calibrating this uncertainty empirically for accuracy [42, 43, 44], and examining the reliability of models [45, 46]. Some researchers have also focused on quantifying uncertainty in LLMs within the domain of robotic task planning. For instance, the KnowNo framework [47] treats task-level planning as a multiple-choice question answering (MCQA) problem, and uses conform prediction to output a subset of candidate plans generated by the LLM. IntroPlan [48], aligns the robot’s uncertainty with the intrinsic ambiguity of task specifications before predicting a high-confidence subset of plans. However, these studies primarily focus on the success rate of the overall task, with less attention given to the quality of uncertainty estimation, and the distinct sources of uncertainty were overlooked. This paper presents a supervised learning method using neural network outputs to estimate uncertainty, distinguishing between epistemic uncertainty and intrinsic uncertainty. This approach offers a more comprehensive understanding and capture of uncertainty in task planning. It provides a more accurate and faster estimation of task planning uncertainty compared to existing methods.

5 Experiments and Result

We evaluate our methods across a diverse range of language-instructed tasks and environments, demonstrating their effectiveness in generating uncertainty assessments that are strongly correlated with success rates.

Baselines. We consider 8 baselines, including KnowNo [47], IntroPlan [48], and several uncertainty estimation approaches in large language models (LLMs) [38]. **KnowNo** [47] treats task-level planning as a multiple-choice question answering (MCQA) problem and employs conformal prediction to output a subset of candidate plans generated by the LLM. Since there is no uncertainty output value, the softmax probability of the best option is directly used as the uncertainty estimate for task planning. **IntroPlan** [48] introduces a knowledge base search process, incorporating the retrieved knowledge into the context when estimating uncertainty to enhance prediction accuracy. **Multi-step** [38] decomposes the reasoning process into steps and extracts confidence levels for each step, which can help mitigate overconfidence. **Top-k** [38] prompts the model to output multiple task plans and their respective confidence levels. **CoT** [38] uses zero-shot chain-of-thought (CoT), which has been proven effective in inducing reasoning processes and improving model accuracy across various datasets. **Vanilla** [38] directly instructs the LLM to state its confidence. **Self-probing** [38] first generates an answer and then retrieves the confidence expressed verbally in another independent chat session. **Self-probing-log** is similar to self-probing but applies softmax to the probabilities of outputting "yes" and "no," using the probability of "yes" as the LLM’s confidence.

Proposed Methods (Specific introduction provided in Section 3.3 and Section D). **Ambiguity** An inquiry is made into whether the directive to the LLM is ambiguous. If it is ambiguous, the confidence in the question is assessed as 0; otherwise, it is assessed as 1. **CURE-Ambiguity** The confidence value is derived based on the value of ambiguity, in conjunction with the output of CURE. **KnowNo-Ambiguity** The confidence value is assessed based on the value of ambiguity, in combination with the output of KnowNo methodologies. **CURE w/o sim** Confidence is solely derived from the output of the UAN network. **CURE** The confidence value is derived from Equation (15).

Metrics. We introduces a novel metric, termed **SR-HR-AUC**, to more fairly assess the performance of uncertainty estimation methods. The metric quantifies the accuracy of uncertainty estimation by analyzing the variation in the success rate (SR) of a task at different help rates (HR). In addition to the **SR-HR-AUC** metric, we also utilize the **Spearman’s rank correlation coefficient** to evaluate the relationship between uncertainty estimation and task success rate. To further assess whether the correlation is significant, we compute the corresponding **p-value**. Both the Spearman coefficient and

the associated p-value together provide a quantitative evaluation of whether a significant monotonic relationship exists between uncertainty estimation and task success rate, offering additional statistical support for the validity of the uncertainty estimation method. A detailed explanation of these metrics can be found in Appendix A.

Implementation Details. To facilitate reproducibility, we adopt open-source large language models (LLMs) as the planner in our approach. For the kitchen operation experiments, we utilize Llama-3.3-70B-Instruct to accomplish the tasks. In the case of the rearrangement experiments, which are relatively simpler, we employ Llama-3.2-8B-Instruct to complete the tasks. In this paper, we set $\alpha_1 = 1$, $\alpha_2 = 0.6$, and $\alpha_3 = 30$. Section E contains the hyperparameter search experiments for these parameters. All experiments were conducted on a computing server equipped with dual Intel Xeon Gold 6348 processors, 512GB of RAM, and four NVIDIA A100-PCIE-40GB GPUs. Conducting the experiment took approximately 12 hours.

5.1 Mobile Manipulator in a Kitchen

Table 1: Results for Mobile Manipulator in a Kitchen

experiment name	spearman	p-value	SR-HR-AUC
introplan	0.030	0.599 929	0.005
self-probing-log	0.181	0.001 651	0.094
self-probing	0.111	0.054 750	0.120
vanilla	0.221	0.000 115	0.236
cot	0.247	1.467×10^{-5}	0.273
top-k	0.254	8.286×10^{-6}	0.286
multi-step	0.247	1.520×10^{-5}	0.297
KnowNo	0.336	2.441×10^{-9}	0.395
Ambiguity(Ours)	0.433	3.802×10^{-15}	0.371
CURE w/o sim(Ours)	0.417	4.431×10^{-14}	0.483
KnowNo-Ambiguity(Ours)	0.426	1.114×10^{-14}	0.501
CURE(Ours)	0.454	1.079×10^{-16}	0.534
CURE-Ambiguity(Ours)	0.466	1.460×10^{-17}	0.547

For this environment, we adopt the task specifications defined in KnowNo [47]. Each scenario involves a mobile robot positioned in front of a kitchen counter, adjacent to a set of recycling/compost/trash bins. The task entails picking up objects from the counter and placing them either into one of the bins or elsewhere on the counter. The environment exhibits certain ambiguities, including scenarios involving potentially unsafe actions.

The results presented in Table 1 offer a comprehensive evaluation of various uncertainty estimation methodologies applied to the mobile manipulator task in a kitchen environment.

The baseline methods demonstrate varying degrees of effectiveness in estimating uncertainty and predicting task success, as evidenced by both Spearman correlation and SR-HR-AUC metrics. IntroPlan shows a relatively low Spearman correlation of 0.030 ($p = 0.60$) and the lowest SR-HR-AUC value of 0.005, possibly due to its high initial success rate. Self-probing-log achieves a Spearman coefficient of 0.181 ($p = 0.0017$) and an SR-HR-AUC value of 0.094. The vanilla approach yields a higher correlation of 0.221 ($p = 0.000115$) and an SR-HR-AUC value of 0.236. CoT performs slightly better, with a Spearman coefficient of 0.247 ($p = 1.467e-5$) and an SR-HR-AUC value of 0.273. Top-k and Multi-step methods exhibit the highest correlations among the baseline methods—0.254 and 0.247, respectively—and corresponding SR-HR-AUC values of 0.286 and 0.297. Notably, KnowNo outperforms the other baselines with a correlation coefficient of 0.336 ($p = 2.441e-9$) and an SR-HR-AUC value of 0.395, highlighting its superior performance in this context.

The proposed methods significantly outperform the baseline approaches. The Ambiguity method achieves a Spearman correlation of 0.433 (p -value: $3.802e-15$), confirming the importance of ambiguity recognition in uncertainty estimation. The CURE w/o sim and KnowNo-Ambiguity methods further enhance performance, with correlations of 0.417 and 0.426, respectively, both showing highly

Table 2: Results for Tabletop Rearrangement

experiment name	spearman	p-value	SR-HR-AUC
vanilla	0.328	6.519×10^{-9}	0.293
cot	0.312	3.901×10^{-8}	0.320
self-probing	0.282	7.751×10^{-7}	0.301
multi-step	0.161	5.222×10^{-3}	0.192
top-k	0.155	7.281×10^{-3}	0.146
KnowNo	0.302	9.609×10^{-8}	0.351
CURE w/o sim(Ours)	0.610	6.347×10^{-32}	0.703
CURE(Ours)	0.635	2.827×10^{-35}	0.732

significant p-values. The CURE method achieves an even higher correlation of 0.454 (p-value: $1.079\text{e-}16$), demonstrating the benefits of integrating UAN and RND approaches. The CURE-Ambiguity method emerges as the most effective, achieving the highest Spearman correlation of 0.466 (p-value: $1.460\text{e-}17$) and the best SR-HR-AUC value of 0.547.

The help-success curves of these methods are shown in Figures 4 and 6. It can also be observed from the figures that the curve of the proposed method has a larger area. As observed from Figure 4, the confidence interval of the proposed method is notably narrow, indicating that the performance of CURE is highly stable.

In conclusion, the proposed methods consistently outperform the baseline approaches, providing more accurate and reliable uncertainty estimates in the kitchen operation task. These results validate the novel methodologies and metrics introduced in this study, offering significant advancements in uncertainty estimation for LLM-instructed tasks.

5.2 Tabletop Rearrangement

In this task, the robot arm is required to rearrange objects on a table within the PyBullet simulator. Each scene is initialized with three bowls and three blocks, each of which is colored blue, green, and yellow, respectively. The task requires the robot to move a specific number of blocks or bowls to a designated position relative to another object. For example, “Move the green block to the left of the blue bowl.”

In the tabletop rearrangement task, we use the task definitions from KnowNow and conduct experiments within the PyBullet simulation environment. The robot is required to parse ambiguous user instructions and perform the appropriate object rearrangement actions. The primary goal of the experiment is to evaluate the effectiveness of different uncertainty estimation methods in handling ambiguous instructions. Due to the simplicity of the experiment and the effectiveness of the fast methods, we did not test the slower methods(LLM based Ambiguity method).

The results presented in Table 2 offer a comparative analysis of the baseline and proposed methods in estimating uncertainty during object rearrangement tasks. Among baseline methods, the Vanilla approach achieves a Spearman correlation of 0.328 ($p = 6.519\text{e-}9$), outperforming other baselines such as CoT (0.312, $p = 3.901\text{e-}8$) and Self-probing (0.282, $p = 7.751\text{e-}7$). This suggests that direct confidence elicitation from LLMs can provide moderately reliable uncertainty estimates for simpler rearrangement tasks. However, decomposition-based methods like Multi-step (Spearman = 0.161) and Top-k (Spearman = 0.155) exhibit notably weaker correlations, indicating that stepwise confidence aggregation may not generalize well to this domain. KnowNo, while achieving a competitive

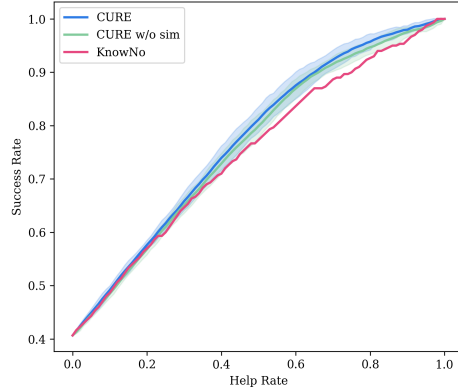


Figure 4: **the Help Rate-Success Rate Curve of CURE and KnowNo for Mobile Manipulator in a Kitchen** two variants of the CURE algorithm were executed 11 times. The lighter-colored region represents the 2σ confidence interval.

Spearman coefficient of 0.302 ($p = 9.609e-8$), remains limited compared to our proposed methods, highlighting inherent constraints of KnowNo approaches in handling instruction ambiguities.

The proposed methods exhibit substantial improvements. CURE w/o sim achieves a Spearman correlation of 0.610 ($p = 6.347e-32$), nearly doubling the performance of the best baseline. This demonstrates the effectiveness of the UAN in capturing task-specific uncertainties. The integration of RND in CURE further enhances performance, yielding the highest Spearman coefficient of 0.635 ($p = 2.827e-35$) and SR-HR-AUC of 0.732. The extreme statistical significance ($p < 1e-30$) of both methods underscores the robustness of their uncertainty estimates.

The SR-HR-AUC metric reveals practical implications: CURE’s AUC of 0.732 indicates superior ability to modulate help requests based on uncertainty, compared to KnowNo’s 0.351. This 108% improvement demonstrates that our methods more effectively align uncertainty estimates with actual task success probabilities, critical for safe human-robot collaboration.

To further visually demonstrate the performance of different methods, we plotted the help rate-success rate curves for the baseline method and the proposed method (Figures 7). As shown in the figures, the area under the curve for the CURE method is significantly larger than that of the baseline method, indicating its superior ability to identify tasks with high uncertainty and take appropriate actions.

In summary, the proposed CURE methodologies markedly outperform the baseline methods, providing more accurate and reliable uncertainty estimates in the tabletop rearrangement task.

6 Conclusion

This paper presents CURE, an innovative framework designed to enhance reliable planning within robotics applications through the utilization of LLMs. CURE significantly improves the alignment between uncertainty estimates and actual execution outcomes. Empirical evaluations conducted on tasks involving kitchen manipulation and tabletop rearrangement demonstrate that CURE surpasses existing methodologies, offering uncertainty estimates that exhibit a stronger correlation with the rates of task success. Furthermore, CURE is characterized by its ease of integration with any LLM-based planner, thereby requiring minimal effort for implementation.

Limitations and Future Work. A primary limitation of our current work is that the predictive model necessitates pretraining on existing datasets, and the model lacks generalizability, requiring deployment tailored to specific task sets. Secondly, the current generation of uncertainty has not been calibrated with actual success rates, necessitating an additional calibration step to align with the confidence in execution.

Future research endeavors will focus on refining the CURE framework by integrating dynamic task familiarity models capable of real-time adaptation, thereby augmenting the framework’s robustness across a broader array of increasingly complex task scenarios. Additionally, the incorporation of physical concepts into the uncertainty prediction model is proposed as a means to enhance the model’s generalizability, allowing it to better accommodate a wider variety of tasks and conditions.

7 Broader Impact

In this article, we propose a fine-grained method for uncertainty estimation by quantifying the inference confidence of a foundational model through both the model’s epistemic uncertainty and the intrinsic uncertainty of the environment. CURE operates as a plug-and-play approach, which requires no modification of existing workflows, and can be seamlessly integrated into current LLM-based robotic planners as a supplement. Furthermore, we contend that CURE can serve as a general method, extending the inference capabilities of foundational models beyond robotic applications.

However, as previously mentioned, during the implementation of our model, our approach continues to yield high uncertainty in unseen environments. This maintains safety but necessitates new training to improve accuracy. This limitation in generalization performance restricts the applicability of CURE.

Acknowledgments and Disclosure of Funding This work is supported by the National Key Research and Development Program of China (Grant No.2024YFE0210900), the National Natural Sci-

ence Foundation of China (Grant No.62306242), the Young Elite Scientists Sponsorship Program by CAST (Grant No. 2024QNRC001), the Yangfan Project of the Shanghai (Grant No.23YF11462200) and the Key Scientific Research Project Plan for Higher Education Institutions in Henan Province (Grant No.26A520006).

References

- [1] Shengqiong Wu, Hao Fei, Leigang Qu, Wei Ji, and Tat-Seng Chua. NEXt-GPT: Any-to-any multimodal LLM. In *Forty-first International Conference on Machine Learning*, 2024.
- [2] Sihang Li, Jin Huang, Jiaxi Zhuang, Yaorui Shi, Xiaochen Cai, Mingjun Xu, Xiang Wang, Linfeng Zhang, Guolin Ke, and Hengxing Cai. ScilitLLM: How to adapt LLMs for scientific literature understanding. In *The Thirteenth International Conference on Learning Representations*, 2025.
- [3] Junwei Jin, Shaokai Chang, Junwei Duan, Yanting Li, Weiping Ding, Zhen Wang, C. L. Philip Chen, and Peng Li. Groupwise label enhancement broad learning system for image classification. *IEEE Transactions on Cybernetics*, pages 1–14, 2025.
- [4] Minzheng Wang, Longze Chen, Fu Cheng, Shengyi Liao, Xinghua Zhang, Bingli Wu, Haiyang Yu, Nan Xu, Lei Zhang, Run Luo, Yunshui Li, Min Yang, Fei Huang, and Yongbin Li. Leave no document behind: Benchmarking long-context llms with extended multi-doc qa. In *EMNLP*, pages 5627–5646, 2024.
- [5] Amrith Setlur, Saurabh Garg, Xinyang Geng, Naman Garg, Virginia Smith, and Aviral Kumar. RL on incorrect synthetic data scales the efficiency of LLM math reasoning by eight-fold. In *The Thirty-eighth Annual Conference on Neural Information Processing Systems*, 2024.
- [6] Dung Manh Nguyen, Thang Chau Phan, Nam Le Hai, Tien-Thong Doan, Nam V. Nguyen, Quang Pham, and Nghi D. Q. Bui. CodeMMLU: A multi-task benchmark for assessing code understanding & reasoning capabilities of codeLLMs. In *The Thirteenth International Conference on Learning Representations*, 2025.
- [7] DeepSeek-AI, Daya Guo, Dejian Yang, and Haowei Zhang. Deepseek-r1: Incentivizing reasoning capability in llms via reinforcement learning, 2025.
- [8] Wei Zhao, Pengxiang Ding, Zhang Min, Zhefei Gong, Shuanghao Bai, Han Zhao, and Donglin Wang. VLAS: Vision-language-action model with speech instructions for customized robot manipulation. In *The Thirteenth International Conference on Learning Representations*, 2025.
- [9] Zaijing Li, Yuquan Xie, Rui Shao, Gongwei Chen, Dongmei Jiang, and Liqiang Nie. Optimus-1: Hybrid multimodal memory empowered agents excel in long-horizon tasks. In *The Thirty-eighth Annual Conference on Neural Information Processing Systems*, 2024.
- [10] Zhen Wang, Satoshi Kokubo, Marko Jusup, and Jun Tanimoto. Universal scaling for the dilemma strength in evolutionary games. *Physics of Life Reviews*, 14:1–30, 2015.
- [11] Chenxi Wang, Xiang Chen, Ningyu Zhang, Bozhong Tian, Haoming Xu, Shumin Deng, and Huajun Chen. MLLM can see? dynamic correction decoding for hallucination mitigation. In *The Thirteenth International Conference on Learning Representations*, 2025.
- [12] Xuefeng Du, Chaowei Xiao, and Yixuan Li. Haloscope: Harnessing unlabeled LLM generations for hallucination detection. In *The Thirty-eighth Annual Conference on Neural Information Processing Systems*, 2024.
- [13] Alex Tamkin, Kunal Handa, Avash Shrestha, and Noah Goodman. Task ambiguity in humans and language models. In *The Eleventh International Conference on Learning Representations*, 2023.
- [14] Yarin Gal and Zoubin Ghahramani. Dropout as a bayesian approximation: Representing model uncertainty in deep learning. In Maria Florina Balcan and Kilian Q. Weinberger, editors, *Proceedings of The 33rd International Conference on Machine Learning*, volume 48 of *Proceedings of Machine Learning Research*, pages 1050–1059, New York, New York, USA, 20–22 Jun 2016. PMLR.

- [15] Meng Zhao, Lifang Wang, Zejun Jiang, Yushuang Liu, Ronghan Li, Zhongtian Hu, and Xinyu Lu. From easy to hard: Improving personalized response generation of task-oriented dialogue systems by leveraging capacity in open-domain dialogues. *Knowledge-Based Systems*, 295:111843, 2024.
- [16] Colleen Roller. How cognitive fluency affects decision making. *UXmatters*. Retrieved May, 18:2017, 2011.
- [17] Zhen Wang, Marko Jusup, Lei Shi, Joung-Hun Lee, Yoh Iwasa, and Stefano Boccaletti. Exploiting a cognitive bias promotes cooperation in social dilemma experiments. 9, 2018.
- [18] Zifu Shi, Biqi Xia, Xin Liu, Huohong Chen, Ziyang Jin, and Lingyi Peng. The effects of task unpacking on time prediction: The role of future boundaries and thought focus. *Acta Psychologica Sinica*, 57(2):207, 2025.
- [19] Wenlong Huang, Pieter Abbeel, Deepak Pathak, and Igor Mordatch. Language models as zero-shot planners: Extracting actionable knowledge for embodied agents. In *International Conference on Machine Learning*, pages 9118–9147. PMLR, 2022.
- [20] Michael Ahn, Anthony Brohan, Noah Brown, Yevgen Chebotar, Omar Cortes, Byron David, Chelsea Finn, Chuyuan Fu, Keerthana Gopalakrishnan, Karol Hausman, et al. Do as i can, not as i say: Grounding language in robotic affordances. *arXiv preprint arXiv:2204.01691*, 2022.
- [21] Wenlong Huang, Fei Xia, Ted Xiao, Harris Chan, Jacky Liang, Pete Florence, Andy Zeng, Jonathan Tompson, Igor Mordatch, Yevgen Chebotar, Pierre Sermanet, Tomas Jackson, Noah Brown, Linda Luu, Sergey Levine, Karol Hausman, and brian ichter. Inner monologue: Embodied reasoning through planning with language models. In *6th Annual Conference on Robot Learning*, 2022.
- [22] Yao Mu, Junting Chen, Qinglong Zhang, Shoufa Chen, Qiaojun Yu, Chongjian Ge, Runjian Chen, Zhixuan Liang, Mengkang Hu, Chaofan Tao, Peize Sun, Haibao Yu, Chao Yang, Wenqi Shao, Wenhai Wang, Jifeng Dai, Yu Qiao, Mingyu Ding, and Ping Luo. Robocodex: Multimodal code generation for robotic behavior synthesis, 2024.
- [23] Ishika Singh, Valts Blukis, Arsalan Mousavian, Ankit Goyal, Danfei Xu, Jonathan Tremblay, Dieter Fox, Jesse Thomason, and Animesh Garg. Progprompt: Generating situated robot task plans using large language models. In *2023 IEEE International Conference on Robotics and Automation (ICRA)*, pages 11523–11530. IEEE, 2023.
- [24] Jacky Liang, Wenlong Huang, Fei Xia, Peng Xu, Karol Hausman, Brian Ichter, Pete Florence, and Andy Zeng. Code as policies: Language model programs for embodied control. In *2023 IEEE International Conference on Robotics and Automation (ICRA)*, pages 9493–9500. IEEE, 2023.
- [25] Jiaming Liu, Mengzhen Liu, Zhenyu Wang, Pengju An, Xiaoqi Li, Kaichen Zhou, Senqiao Yang, Renrui Zhang, Yandong Guo, and Shanghang Zhang. Robomamba: Efficient vision-language-action model for robotic reasoning and manipulation. In *The Thirty-eighth Annual Conference on Neural Information Processing Systems*, 2024.
- [26] Qi Lv, Hao Li, Xiang Deng, Rui Shao, Michael Y. Wang, and Liqiang Nie. Robomp2: A robotic multimodal perception-planning framework with multimodal large language models. In *ICML*, 2024.
- [27] Aman Madaan, Niket Tandon, Prakhar Gupta, Skyler Hallinan, Luyu Gao, Sarah Wiegrefe, Uri Alon, Nouha Dziri, Shrimai Prabhumoye, Yiming Yang, Shashank Gupta, Bodhisattwa Prasad Majumder, Katherine Hermann, Sean Welleck, Amir Yazdanbakhsh, and Peter Clark. Self-refine: Iterative refinement with self-feedback. In *Thirty-seventh Conference on Neural Information Processing Systems*, 2023.
- [28] Debjit Paul, Mete Ismayilzada, Maxime Peyrard, Beatriz Borges, Antoine Bosselut, Robert West, and Boi Faltings. Refiner: Reasoning feedback on intermediate representations. *arXiv preprint arXiv:2304.01904*, 2023.

- [29] Edward Y Chang. Prompting large language models with the socratic method. In *2023 IEEE 13th Annual Computing and Communication Workshop and Conference (CCWC)*, pages 0351–0360. IEEE, 2023.
- [30] Mohamed Aghzal, Erion Plaku, and Ziyu Yao. Can large language models be good path planners? a benchmark and investigation on spatial-temporal reasoning. In *ICLR 2024 Workshop on Large Language Model (LLM) Agents*, 2024.
- [31] Shunyu Yao, Jeffrey Zhao, Dian Yu, Nan Du, Izhak Shafran, Karthik R Narasimhan, and Yuan Cao. React: Synergizing reasoning and acting in language models. In *The Eleventh International Conference on Learning Representations*, 2023.
- [32] Noah Shinn, Federico Cassano, Ashwin Gopinath, Karthik R Narasimhan, and Shunyu Yao. Reflexion: language agents with verbal reinforcement learning. In *Thirty-seventh Conference on Neural Information Processing Systems*, 2023.
- [33] Mengkang Hu, Yao Mu, Xinmiao Chelsey Yu, Mingyu Ding, Shiguang Wu, Wenqi Shao, Qiguang Chen, Bin Wang, Yu Qiao, and Ping Luo. Tree-planner: Efficient close-loop task planning with large language models. In *The Twelfth International Conference on Learning Representations*, 2024.
- [34] Lei Huang, Weijiang Yu, Weitao Ma, Weihong Zhong, Zhangyin Feng, Haotian Wang, Qianglong Chen, Weihua Peng, Xiaocheng Feng, Bing Qin, et al. A survey on hallucination in large language models: Principles, taxonomy, challenges, and open questions. *arXiv preprint arXiv:2311.05232*, 2023.
- [35] Mohamed Aghzal, Erion Plaku, and Ziyu Yao. Can large language models be good path planners? a benchmark and investigation on spatial-temporal reasoning. *CoRR*, abs/2310.03249, 2023.
- [36] Subbarao Kambhampati. Can large language models reason and plan? *Annals of the New York Academy of Sciences*, 1534(1):15–18, 2024.
- [37] Shreyas Sundara Raman, Vanya Cohen, Eric Rosen, Ifrah Idrees, David Paulius, and Stefanie Tellex. Planning with large language models via corrective re-prompting. In *NeurIPS 2022 Foundation Models for Decision Making Workshop*, 2022.
- [38] Miao Xiong, Zhiyuan Hu, Xinyang Lu, YIFEI LI, Jie Fu, Junxian He, and Bryan Hooi. Can LLMs express their uncertainty? an empirical evaluation of confidence elicitation in LLMs. In *The Twelfth International Conference on Learning Representations*, 2024.
- [39] Myle Ott, Michael Auli, David Grangier, and Marc’Aurelio Ranzato. Analyzing uncertainty in neural machine translation. In *International Conference on Machine Learning*, pages 3956–3965. PMLR, 2018.
- [40] Marina Fomicheva, Shuo Sun, Lisa Yankovskaya, Frédéric Blain, Francisco Guzmán, Mark Fishel, Nikolaos Aletras, Vishrav Chaudhary, and Lucia Specia. Unsupervised quality estimation for neural machine translation. *Transactions of the Association for Computational Linguistics*, 8:539–555, 2020.
- [41] Joris Baan, Nico Daheim, Evgenia Ilia, Dennis Ulmer, Haau-Sing Li, Raquel Fernández, Barbara Plank, Rico Sennrich, Chrysoula Zerva, and Wilker Aziz. Uncertainty in natural language generation: From theory to applications. *arXiv preprint arXiv:2307.15703*, 2023.
- [42] Zhangyue Yin, Qiushi Sun, Qipeng Guo, Jiawen Wu, Xipeng Qiu, and Xuanjing Huang. Do large language models know what they don’t know? *arXiv preprint arXiv:2305.18153*, 2023.
- [43] Zhengbao Jiang, Jun Araki, Haibo Ding, and Graham Neubig. How can we know when language models know? on the calibration of language models for question answering. *Transactions of the Association for Computational Linguistics*, 9:962–977, 2021.
- [44] Zihao Zhao, Eric Wallace, Shi Feng, Dan Klein, and Sameer Singh. Calibrate before use: Improving few-shot performance of language models. In *International Conference on Machine Learning*, pages 12697–12706. PMLR, 2021.

- [45] Ziwei Ji, Nayeon Lee, Rita Frieske, Tiezheng Yu, Dan Su, Yan Xu, Etsuko Ishii, Ye Jin Bang, Andrea Madotto, and Pascale Fung. Survey of hallucination in natural language generation. *ACM Computing Surveys*, 55(12):1–38, 2023.
- [46] Stephanie Lin, Jacob Hilton, and Owain Evans. Truthfulqa: Measuring how models mimic human falsehoods. In *ACL (1)*, pages 3214–3252, 2022.
- [47] Allen Z. Ren, Anushri Dixit, Alexandra Bodrova, Sumeet Singh, Stephen Tu, Noah Brown, Peng Xu, Leila Takayama, Fei Xia, Jake Varley, Zhenjia Xu, Dorsa Sadigh, Andy Zeng, and Anirudha Majumdar. Robots that ask for help: Uncertainty alignment for large language model planners. In *arXiv preprint arXiv:2307.01928*, 2023.
- [48] Kaiqu Liang, Zixu Zhang, and Jaime Fernández Fisac. Introspective planning: Aligning robots’ uncertainty with inherent task ambiguity. In *The Thirty-eighth Annual Conference on Neural Information Processing Systems*, 2024.

A Matrics Detail

A.1 SR-HR-AUC

SR-HR-AUC offers a more equitable evaluation of the performance of uncertainty estimation methods. This metric quantifies the accuracy of uncertainty estimation by analyzing the variation in the success rate (SR) at different help rates (HR). Specifically, in a given task, a robot can ensure the success of the task by requesting human assistance; if no assistance is requested, the task success rate is determined by the success rate of the planning model based on a large language model (LLM). Assume there are 100 tasks, each planned using an LLM, and uncertainty is evaluated using an uncertainty estimation module. At various help rates, tasks with the highest uncertainty are selected for human intervention, while the remaining tasks are autonomously executed by the robot based on the LLM’s plan, resulting in an overall success rate.

At a help rate of 0, the task success rate is y , which reflects the actual performance of the planning model; at a help rate of 1, the task success rate is necessarily 100%. By plotting the curve of help rate versus success rate, the area under the curve (AUC) can be used to assess the precision of uncertainty estimation. However, to eliminate the influence of the model’s planning performance on uncertainty estimation, this study introduces an additional normalization procedure.

Specifically, two benchmark curves are defined in this study:

1. **Random Evaluation Curve:** Assumes that the uncertainty of all tasks is a random value. This curve linearly ascends from the baseline success rate point $(0, y)$ to $(1, 1)$.
2. **Perfect Uncertainty Evaluation Curve:** Indicates a strong correlation between uncertainty and task success rate. It ascends from $(0, y)$ to $(1 - y, 1)$, then remains constant.

where y is the task success rate when help rate is 0.

By calculating the area difference between the actual uncertainty evaluation curve and the random evaluation curve, and dividing this by the area difference between the perfect evaluation curve and the random evaluation curve, a normalized AUC value is obtained. This normalization process effectively eliminates the influence of the baseline success rate, allowing SR-HR-AUC to more accurately reflect the quality of uncertainty estimation.

As shown in the figure, the actual uncertainty evaluation curve (orange curve) lies between the random evaluation curve (purple dashed line) and the perfect evaluation curve (green solid line). By calculating the areas under each curve and applying the normalization formula described above, the resulting SR-HR-AUC value provides a reliable measure of whether uncertainty estimation is closely related to task success rate, thus offering a robust evaluation of uncertainty estimation methods.

$$\text{SR-HR-AUC} = \text{Normalized AUC} = \frac{\text{Actual AUC} - \text{Random AUC}}{\text{Perfect AUC} - \text{Random AUC}}$$

A.2 Spearman’s Rank Correlation Coefficient

Spearman’s rank correlation coefficient is a non-parametric statistical method used to assess the monotonic relationship between two variables. Unlike Pearson’s correlation coefficient, Spearman’s coefficient does not require the data to follow a normal distribution or exhibit a linear relationship, making it suitable for various data types, particularly when the data does not conform to a linear relationship, thus demonstrating better robustness.

Specifically, the Spearman coefficient evaluates the relationship between variables by ranking them and then calculating the correlation between these ranks. Its value ranges from $[-1, 1]$, where:

- A value of **1** indicates a perfect positive correlation between the two variables (i.e., as one variable increases, the other variable monotonically increases);
- A value of **-1** indicates a perfect negative correlation between the two variables (i.e., as one variable increases, the other variable monotonically decreases);
- A value of **0** indicates no monotonic relationship between the two variables.

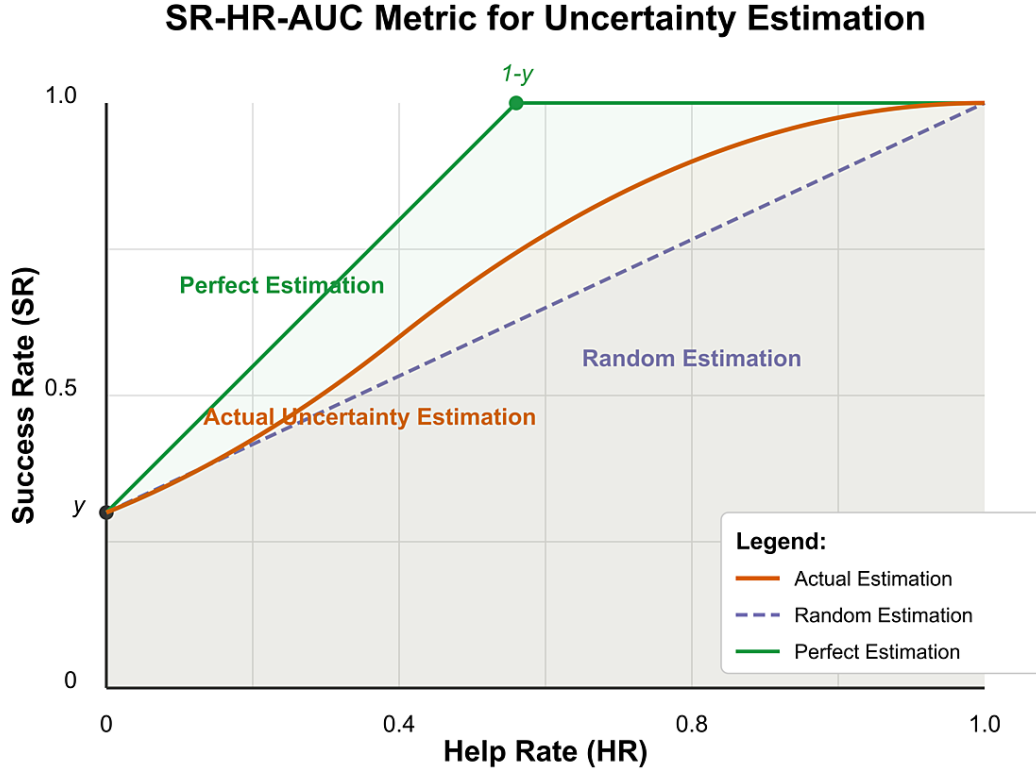


Figure 5: The SR-HR-AUC metric is used to evaluate the performance of uncertainty estimation. The figure shows three curves: the actual uncertainty evaluation curve (orange solid line), the random evaluation curve (purple dashed line), and the perfect uncertainty evaluation curve (green solid line). The horizontal axis represents the help rate (HR), and the vertical axis represents the success rate (SR). By calculating the area difference between the actual curve and the random curve, and dividing by the area difference between the perfect curve and the random curve, a normalized AUC value is obtained. This metric effectively eliminates the influence of the baseline success rate, providing a more accurate reflection of the quality of uncertainty estimation.

To further assess the significance of the correlation, we compute the corresponding **p-value**. The p-value is used to measure the consistency between the observed result and the null hypothesis (usually "no correlation"). A small p-value (typically less than 0.05) indicates that the null hypothesis is rejected, suggesting that the correlation between the two variables is statistically significant, meaning there is a significant monotonic relationship. Conversely, a larger p-value indicates that the null hypothesis cannot be rejected, suggesting that the correlation is not significant.

Therefore, the Spearman coefficient, along with the corresponding p-value, provides a quantitative evaluation of whether a significant monotonic relationship exists between uncertainty estimation and task success rate, offering further statistical support for the validity of uncertainty evaluation methods.

B Additional Results

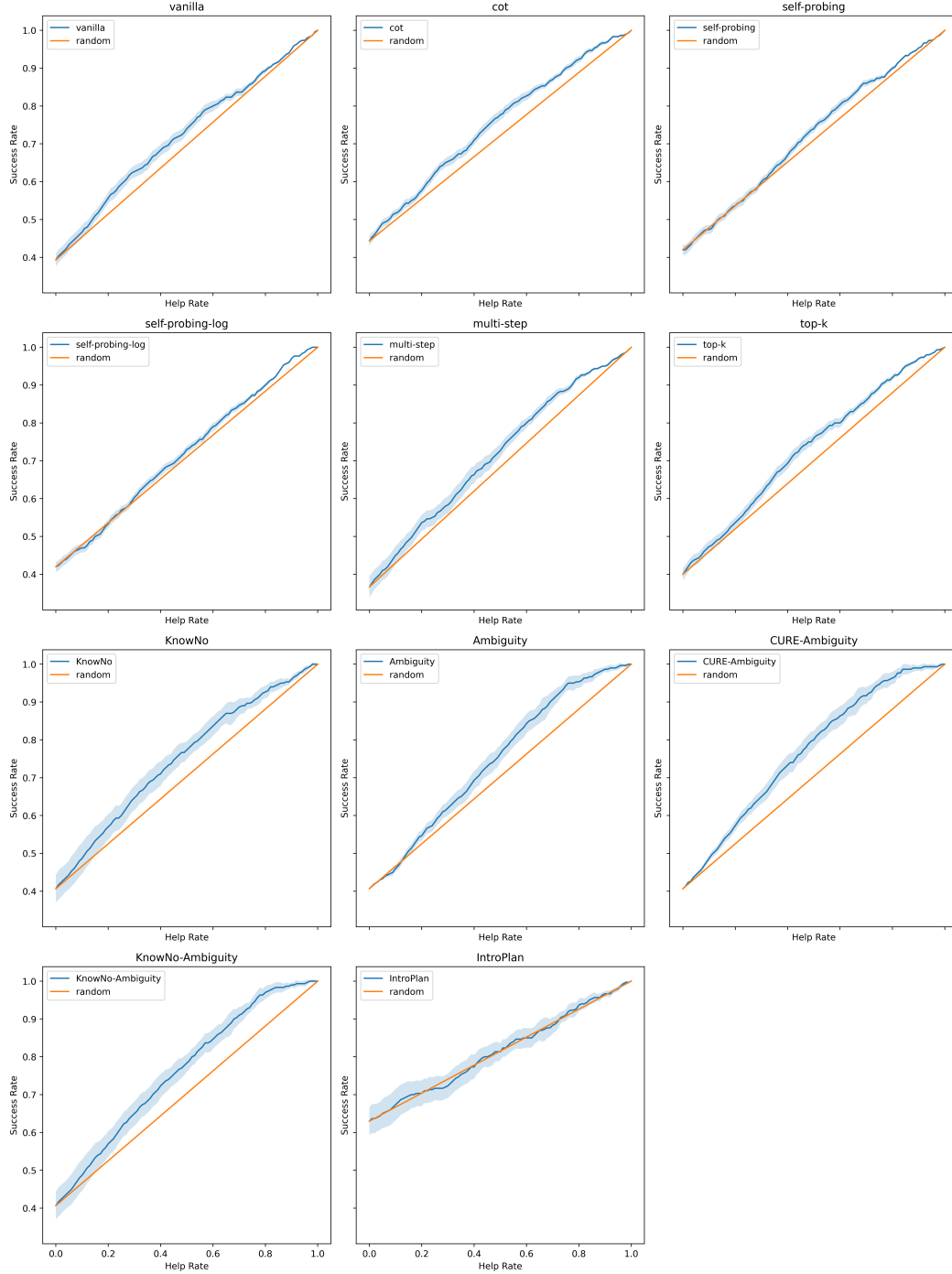


Figure 6: The Help Rate-Success Rate Curve for Mobile Manipulator in a Kitchen

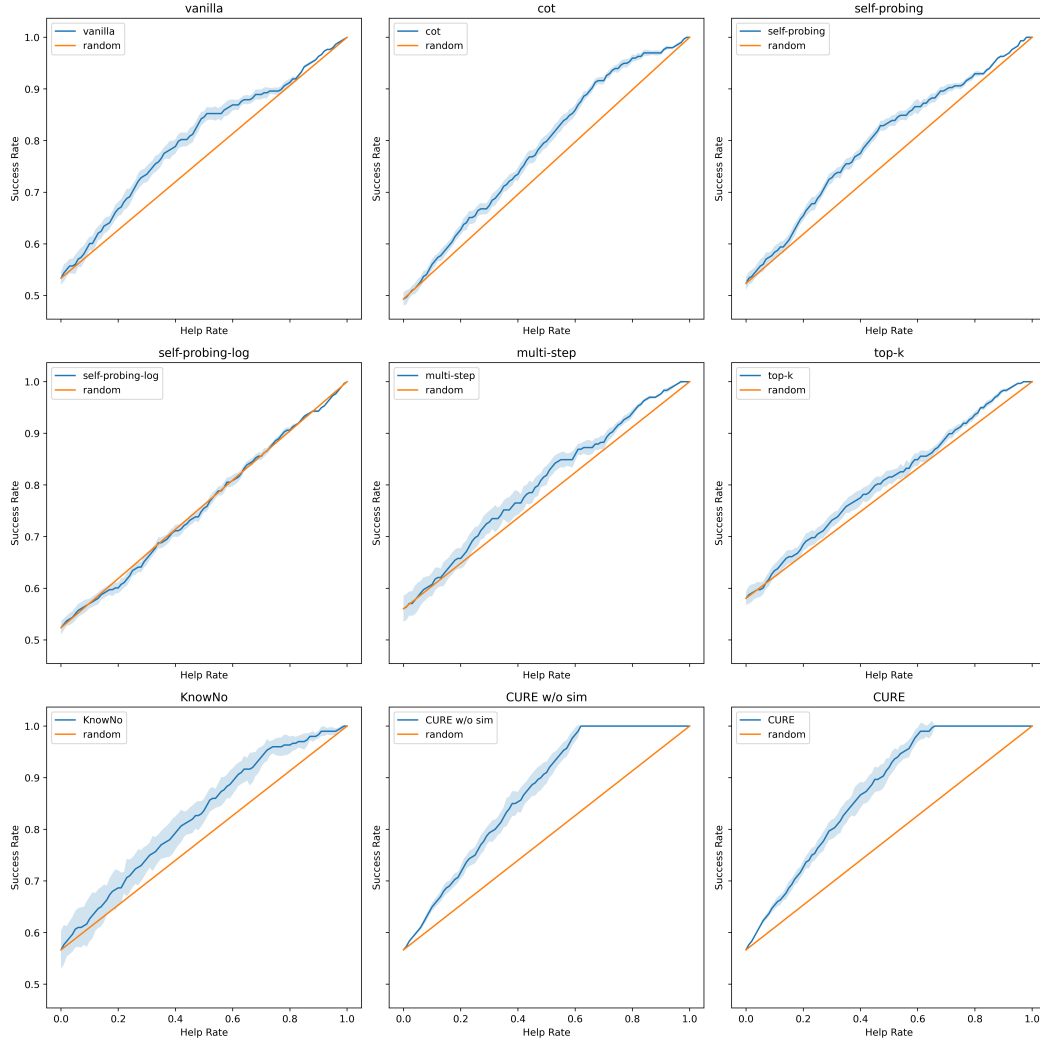


Figure 7: The Help Rate-Success Rate Curve For Tabletop Rearrangement

C Prompt Template

In the following prompt, "SCENE" refers to the objects present in the current environment, for example, [Coca-Cola, Sprite, apple]. "TASK" refers to the current instruction, such as [give me something to drink].

C.1 Ambiguity method prompt

You are a robot in kitchen. You are given a scenario and a task. You need to place an item in a new location.

Scenario: "SCENE"

Task: "TASK"

Optional items are: "SCENE"

Optional target locations are: "SCENE", user's hand, top drawer, bottom drawer, garbage can.

Please tell me what items you choose from and where is the target locations. You can choose one or more. You need to choose every item and target location fit the task.

(Based on common-sense reasoning, extreme special cases should be disregarded.)

C.2 Vanilla prompt

You are a robot operating in an office kitchen.

You are in front of a counter with two closed drawers, a top one and a bottom one.

There is also a landfill bin, a recycling bin, and a compost bin.

On the counter, there is "SCENE"

"TASK"

provide what will you do and your confidence in this answer.

Note: The confidence indicates how likely you think what will you do is true.

Note: The action you take should be one of [pick-up, bring, move, open, close] and something you seen(should be a single full name) [to where(should be a single full name) you seen if needed].

Use the following format to answer:

"Action:[What will you do]

Confidence: [Your confidence level, please only include the numerical number in the range of 0-100]%"

Only the answer and confidence, don't give me the explanation.

Now, please answer this question and provide your confidence level.

C.3 COT prompt

You are a robot operating in an office kitchen.

You are in front of a counter with two closed drawers, a top one and a bottom one.

There is also a landfill bin, a recycling bin, and a compost bin.

On the counter, there is "SCENE"

"TASK"

analyze step by step, provide what will you do and your confidence in this answer.

Note: The confidence indicates how likely you think your action is true. Use the following format to answer:

"Explanation: [insert step-by-step analysis here]

Action:[What will you do Here]

Confidence:[Your confidence level, please only include the numerical number in the range of 0-100]%"

Note: The action you take should be one of [pick-up, bring, move, open, close] and something you seen(should be a single full name) [to where(should be a single full name) you seen if needed].

Only give me the reply according to this format, don't give me any other words.

Now, please answer this question and provide your confidence level. Let's think it step by step.

C.4 Self probing prompt

You are a robot operating in an office kitchen.

You are in front of a counter with two closed drawers, a top one and a bottom one.

There is also a landfill bin, a recycling bin, and a compost bin.

On the counter, there is "SCENE"

"TASK"

What will you do?

Note: The action you take should be one of [pick-up, bring, move, open, close] and something you seen(should be a single full name) [to where(should be a single full name) you seen if needed].

"LLM response"

According to your response, what is your confidence in this action? reply with the confidence only. the confidence should be a percentage.

C.5 Multi step prompt

You are a robot operating in an office kitchen.

You are in front of a counter with two closed drawers, a top one and a bottom one.

There is also a landfill bin, a recycling bin, and a compost bin.

On the counter, there is "SCENE"

"TASK"

What will you do? only interact with the objects in the scene.

Read the question, break down the problem into K steps, think step by step, give your confidence in each step, and then derive your final answer and your confidence in this answer.

Note: The confidence indicates how likely you think your answer is true.

Use the following format to answer:

"Step 1: [Your reasoning], Confidence: [ONLY the confidence value that this step is correct]..."

Step K: [Your reasoning], Confidence: [ONLY the confidence value that this step is correct]Final Answer and Overall Confidence (0-100): [ONLY the answer type; not a complete sentence], [Your confidence value]%"

C.6 Top-k prompt

You are a robot operating in an office kitchen.

You are in front of a counter with two closed drawers, a top one and a bottom one.

There is also a landfill bin, a recycling bin, and a compost bin.

On the counter, there is "SCENE"

"TASK"

What will you do? only interact with the objects in the scene.

Provide your k best guesses and the probability that each is correct (0% to 100%) for the following question.

Give ONLY the task output description of your guesses and probabilities, no other words or explanation.

Note: The action you take should be one of [pick-up, bring, move, open, close] and something you seen(should be a single full name) [to where(should be a single full name) you seen if needed].

For example:

G1: <ONLY the action description of first most likely guess; not a complete sentence, just the guess!>

P1: <ONLY the probability that G1 is correct, without any extra commentary whatsoever; just the probability!>

...

Gk: <ONLY the action description of k-th most likely guess>

Pk: <ONLY the probability that Gk is correct, without any extra commentary whatsoever; just the probability!>

D Additional implementation details

CURE-Ambiguity

$$U = 1 - \alpha_1 \cdot (1 - \alpha_2 \cdot 0.5 \cdot (A_{\text{amb1}} + A_{\text{amb2}})) \cdot p + \alpha_3 \cdot A_{\text{sim}} \quad (12)$$

Where A_{amb1} and A_{amb2} are derived from Ambiguity and UAN, respectively.

Ambiguity

$$U = 1 - \alpha_1 \cdot (1 - \alpha_2 \cdot A_{\text{amb1}}) \cdot p + \alpha_3 \cdot A_{\text{sim}} \quad (13)$$

Where A_{amb1} is derived from Ambiguity.

KnowNo-Ambiguity

$$U = 1 - \alpha_1 \cdot (1 - 0.5 \cdot A_{\text{amb1}}) \cdot p \cdot C_{\text{KnowNo}} \quad (14)$$

Where C_{KnowNo} is the confidence from KnowNo and A_{amb1} is derived from Ambiguity.

E Hyperparameter Search Experiments

In this section, we detail the hyperparameter search experiments conducted to fine-tune the parameters $\alpha_1 = 1$, $\alpha_2 = 0.6$, and $\alpha_3 = 30$ in the uncertainty estimation formula, as shown in Equation 15. These experiments were performed within the context of the Mobile Manipulator in a Kitchen environment.

$$U = 1 - \alpha_1 \cdot (1 - \alpha_2 \cdot A_{\text{amb}}) \cdot p + \alpha_3 \cdot A_{\text{sim}}, \quad (15)$$

α_1 was set to 1 and remained unchanged throughout the experiments. This decision was made to simplify the equation's structure, ensuring that the primary scaling of the output confidence is directly influenced by the product of the other components. By maintaining α_1 at a constant value, we ensure that the adjustments in confidence primarily reflect changes in ambiguity (A_{amb}) and similarity (A_{sim}), thereby focusing the exploration on the interactions of these factors. The hyperparameter search aimed to optimize α_2 and α_3 to balance the contributions of ambiguity and similarity to the overall uncertainty score. Several values were tested for each parameter to assess their impact on the performance metrics, particularly the Spearman correlation coefficient and SR-HR-AUC.

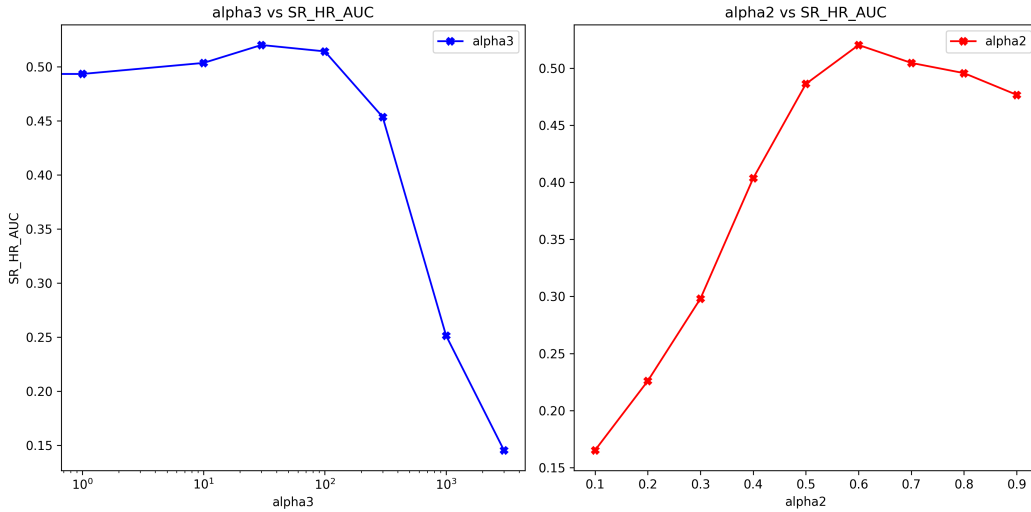


Figure 8: SR-HR-AUC values for different settings of α_2 and α_3 .

α_2 **Search:** The parameter α_2 modulates the influence of ambiguity on the uncertainty score. We explored values ranging from 0.1 to 0.9 while keeping $\alpha_3 = 30$, with the corresponding SR-HR-AUC values depicted in Figure 8. The experiments indicated that lower values resulted in diminished sensitivity to the ambiguity component, while higher values led to excessive influence, sometimes overshadowing the task success probability (p). The optimal value of $\alpha_2 = 0.6$ was chosen as it provided a balanced contribution to the uncertainty score, resulting in improved correlation and SR-HR-AUC metrics.

α_3 **Search:** The parameter α_3 adjusts the weight of the similarity component. Values from 0 to 3000 were tested while maintaining $\alpha_2 = 0.6$, as shown in Figure 8. Findings showed that lower values inadequately captured similarity nuances, whereas higher values introduced excessive noise into the estimation process. $\alpha_3 = 30$ emerged as the optimal setting, aligning similarity’s contribution with the overall uncertainty, thereby maximizing the predictive performance as measured by the evaluation metrics. Overall, these hyperparameter settings were determined through exhaustive trials aimed at enhancing the model’s ability to accurately estimate uncertainty and predict task success. The chosen values of $\alpha_2 = 0.6$ and $\alpha_3 = 30$ reflect the optimal balance between the distinct components of ambiguity and similarity, leveraging their individual strengths to achieve robust uncertainty estimation.

NeurIPS Paper Checklist

1. Claims

Question: Do the main claims made in the abstract and introduction accurately reflect the paper's contributions and scope?

Answer: [\[Yes\]](#)

Justification: We confirmed that the main claims made in the abstract and introduction have been accurately reflected and supported by experiment results.

Guidelines:

- The answer NA means that the abstract and introduction do not include the claims made in the paper.
- The abstract and/or introduction should clearly state the claims made, including the contributions made in the paper and important assumptions and limitations. A No or NA answer to this question will not be perceived well by the reviewers.
- The claims made should match theoretical and experimental results, and reflect how much the results can be expected to generalize to other settings.
- It is fine to include aspirational goals as motivation as long as it is clear that these goals are not attained by the paper.

2. Limitations

Question: Does the paper discuss the limitations of the work performed by the authors?

Answer: [\[Yes\]](#)

Justification: We have discuss the limitations of our work in Sec.6.

Guidelines:

- The answer NA means that the paper has no limitation while the answer No means that the paper has limitations, but those are not discussed in the paper.
- The authors are encouraged to create a separate "Limitations" section in their paper.
- The paper should point out any strong assumptions and how robust the results are to violations of these assumptions (e.g., independence assumptions, noiseless settings, model well-specification, asymptotic approximations only holding locally). The authors should reflect on how these assumptions might be violated in practice and what the implications would be.
- The authors should reflect on the scope of the claims made, e.g., if the approach was only tested on a few datasets or with a few runs. In general, empirical results often depend on implicit assumptions, which should be articulated.
- The authors should reflect on the factors that influence the performance of the approach. For example, a facial recognition algorithm may perform poorly when image resolution is low or images are taken in low lighting. Or a speech-to-text system might not be used reliably to provide closed captions for online lectures because it fails to handle technical jargon.
- The authors should discuss the computational efficiency of the proposed algorithms and how they scale with dataset size.
- If applicable, the authors should discuss possible limitations of their approach to address problems of privacy and fairness.
- While the authors might fear that complete honesty about limitations might be used by reviewers as grounds for rejection, a worse outcome might be that reviewers discover limitations that aren't acknowledged in the paper. The authors should use their best judgment and recognize that individual actions in favor of transparency play an important role in developing norms that preserve the integrity of the community. Reviewers will be specifically instructed to not penalize honesty concerning limitations.

3. Theory assumptions and proofs

Question: For each theoretical result, does the paper provide the full set of assumptions and a complete (and correct) proof?

Answer: [\[NA\]](#)

Justification: There are no theory assumptions and proofs in this paper.

Guidelines:

- The answer NA means that the paper does not include theoretical results.
- All the theorems, formulas, and proofs in the paper should be numbered and cross-referenced.
- All assumptions should be clearly stated or referenced in the statement of any theorems.
- The proofs can either appear in the main paper or the supplemental material, but if they appear in the supplemental material, the authors are encouraged to provide a short proof sketch to provide intuition.
- Inversely, any informal proof provided in the core of the paper should be complemented by formal proofs provided in appendix or supplemental material.
- Theorems and Lemmas that the proof relies upon should be properly referenced.

4. Experimental result reproducibility

Question: Does the paper fully disclose all the information needed to reproduce the main experimental results of the paper to the extent that it affects the main claims and/or conclusions of the paper (regardless of whether the code and data are provided or not)?

Answer: [\[Yes\]](#)

Justification: We discussed models and implementation details in Section 5. Specifically, the prompt used for evaluation are listed in Section C. The datasets used for evaluation are identical to those in the KnowNo[47]. The code and datasets are included in the supplementary materials. They will be released to the public upon publication.

Guidelines:

- The answer NA means that the paper does not include experiments.
- If the paper includes experiments, a No answer to this question will not be perceived well by the reviewers: Making the paper reproducible is important, regardless of whether the code and data are provided or not.
- If the contribution is a dataset and/or model, the authors should describe the steps taken to make their results reproducible or verifiable.
- Depending on the contribution, reproducibility can be accomplished in various ways. For example, if the contribution is a novel architecture, describing the architecture fully might suffice, or if the contribution is a specific model and empirical evaluation, it may be necessary to either make it possible for others to replicate the model with the same dataset, or provide access to the model. In general, releasing code and data is often one good way to accomplish this, but reproducibility can also be provided via detailed instructions for how to replicate the results, access to a hosted model (e.g., in the case of a large language model), releasing of a model checkpoint, or other means that are appropriate to the research performed.
- While NeurIPS does not require releasing code, the conference does require all submissions to provide some reasonable avenue for reproducibility, which may depend on the nature of the contribution. For example
 - (a) If the contribution is primarily a new algorithm, the paper should make it clear how to reproduce that algorithm.
 - (b) If the contribution is primarily a new model architecture, the paper should describe the architecture clearly and fully.
 - (c) If the contribution is a new model (e.g., a large language model), then there should either be a way to access this model for reproducing the results or a way to reproduce the model (e.g., with an open-source dataset or instructions for how to construct the dataset).
 - (d) We recognize that reproducibility may be tricky in some cases, in which case authors are welcome to describe the particular way they provide for reproducibility. In the case of closed-source models, it may be that access to the model is limited in some way (e.g., to registered users), but it should be possible for other researchers to have some path to reproducing or verifying the results.

5. Open access to data and code

Question: Does the paper provide open access to the data and code, with sufficient instructions to faithfully reproduce the main experimental results, as described in supplemental material?

Answer: [Yes]

Justification: We have included the code and datasets for task familiarity assessment and assessment of task clarity and expected success rate in the supplementary materials. They will be released to the public upon publication.

Guidelines:

- The answer NA means that paper does not include experiments requiring code.
- Please see the NeurIPS code and data submission guidelines (<https://nips.cc/public/guides/CodeSubmissionPolicy>) for more details.
- While we encourage the release of code and data, we understand that this might not be possible, so “No” is an acceptable answer. Papers cannot be rejected simply for not including code, unless this is central to the contribution (e.g., for a new open-source benchmark).
- The instructions should contain the exact command and environment needed to run to reproduce the results. See the NeurIPS code and data submission guidelines (<https://nips.cc/public/guides/CodeSubmissionPolicy>) for more details.
- The authors should provide instructions on data access and preparation, including how to access the raw data, preprocessed data, intermediate data, and generated data, etc.
- The authors should provide scripts to reproduce all experimental results for the new proposed method and baselines. If only a subset of experiments are reproducible, they should state which ones are omitted from the script and why.
- At submission time, to preserve anonymity, the authors should release anonymized versions (if applicable).
- Providing as much information as possible in supplemental material (appended to the paper) is recommended, but including URLs to data and code is permitted.

6. Experimental setting/details

Question: Does the paper specify all the training and test details (e.g., data splits, hyperparameters, how they were chosen, type of optimizer, etc.) necessary to understand the results?

Answer: [Yes]

Justification: We have documented the implementation details of our approach in Section 5, including the model, hyperparameters. Additionally, we have provided comprehensive information on the datasets utilized and the baselines employed in Section D.

Guidelines:

- The answer NA means that the paper does not include experiments.
- The experimental setting should be presented in the core of the paper to a level of detail that is necessary to appreciate the results and make sense of them.
- The full details can be provided either with the code, in appendix, or as supplemental material.

7. Experiment statistical significance

Question: Does the paper report error bars suitably and correctly defined or other appropriate information about the statistical significance of the experiments?

Answer: [Yes]

Justification: In Table 1 and Table 2, the significance of the results is reported as p-values, while in Figure 4, the confidence intervals of the proposed method are illustrated.

Guidelines:

- The answer NA means that the paper does not include experiments.
- The authors should answer "Yes" if the results are accompanied by error bars, confidence intervals, or statistical significance tests, at least for the experiments that support the main claims of the paper.

- The factors of variability that the error bars are capturing should be clearly stated (for example, train/test split, initialization, random drawing of some parameter, or overall run with given experimental conditions).
- The method for calculating the error bars should be explained (closed form formula, call to a library function, bootstrap, etc.)
- The assumptions made should be given (e.g., Normally distributed errors).
- It should be clear whether the error bar is the standard deviation or the standard error of the mean.
- It is OK to report 1-sigma error bars, but one should state it. The authors should preferably report a 2-sigma error bar than state that they have a 96% CI, if the hypothesis of Normality of errors is not verified.
- For asymmetric distributions, the authors should be careful not to show in tables or figures symmetric error bars that would yield results that are out of range (e.g. negative error rates).
- If error bars are reported in tables or plots, The authors should explain in the text how they were calculated and reference the corresponding figures or tables in the text.

8. Experiments compute resources

Question: For each experiment, does the paper provide sufficient information on the computer resources (type of compute workers, memory, time of execution) needed to reproduce the experiments?

Answer: [Yes]

Justification: The computational requirements and costs for the proposed method are discussed in Section 5.

Guidelines:

- The answer NA means that the paper does not include experiments.
- The paper should indicate the type of compute workers CPU or GPU, internal cluster, or cloud provider, including relevant memory and storage.
- The paper should provide the amount of compute required for each of the individual experimental runs as well as estimate the total compute.
- The paper should disclose whether the full research project required more compute than the experiments reported in the paper (e.g., preliminary or failed experiments that didn't make it into the paper).

9. Code of ethics

Question: Does the research conducted in the paper conform, in every respect, with the NeurIPS Code of Ethics <https://neurips.cc/public/EthicsGuidelines>?

Answer: [Yes]

Justification: We have ensured that this paper conform the NeurIPS Code of Ethics.

Guidelines:

- The answer NA means that the authors have not reviewed the NeurIPS Code of Ethics.
- If the authors answer No, they should explain the special circumstances that require a deviation from the Code of Ethics.
- The authors should make sure to preserve anonymity (e.g., if there is a special consideration due to laws or regulations in their jurisdiction).

10. Broader impacts

Question: Does the paper discuss both potential positive societal impacts and negative societal impacts of the work performed?

Answer: [Yes]

Justification: We have discussed the broader impacts of proposed CURE in Section 7.

Guidelines:

- The answer NA means that there is no societal impact of the work performed.

- If the authors answer NA or No, they should explain why their work has no societal impact or why the paper does not address societal impact.
- Examples of negative societal impacts include potential malicious or unintended uses (e.g., disinformation, generating fake profiles, surveillance), fairness considerations (e.g., deployment of technologies that could make decisions that unfairly impact specific groups), privacy considerations, and security considerations.
- The conference expects that many papers will be foundational research and not tied to particular applications, let alone deployments. However, if there is a direct path to any negative applications, the authors should point it out. For example, it is legitimate to point out that an improvement in the quality of generative models could be used to generate deepfakes for disinformation. On the other hand, it is not needed to point out that a generic algorithm for optimizing neural networks could enable people to train models that generate Deepfakes faster.
- The authors should consider possible harms that could arise when the technology is being used as intended and functioning correctly, harms that could arise when the technology is being used as intended but gives incorrect results, and harms following from (intentional or unintentional) misuse of the technology.
- If there are negative societal impacts, the authors could also discuss possible mitigation strategies (e.g., gated release of models, providing defenses in addition to attacks, mechanisms for monitoring misuse, mechanisms to monitor how a system learns from feedback over time, improving the efficiency and accessibility of ML).

11. Safeguards

Question: Does the paper describe safeguards that have been put in place for responsible release of data or models that have a high risk for misuse (e.g., pretrained language models, image generators, or scraped datasets)?

Answer: [NA]

Justification: To the best of authors' knowledge, the proposed method and corresponding datasets do not pose such risks.

Guidelines:

- The answer NA means that the paper poses no such risks.
- Released models that have a high risk for misuse or dual-use should be released with necessary safeguards to allow for controlled use of the model, for example by requiring that users adhere to usage guidelines or restrictions to access the model or implementing safety filters.
- Datasets that have been scraped from the Internet could pose safety risks. The authors should describe how they avoided releasing unsafe images.
- We recognize that providing effective safeguards is challenging, and many papers do not require this, but we encourage authors to take this into account and make a best faith effort.

12. Licenses for existing assets

Question: Are the creators or original owners of assets (e.g., code, data, models), used in the paper, properly credited and are the license and terms of use explicitly mentioned and properly respected?

Answer: [Yes]

Justification: We adopted datasets originally proposed by KnowNo [47], published under Apache-2.0 license. We evaluated our proposed CURE using LLaMA models under LLaMA Community License.

Guidelines:

- The answer NA means that the paper does not use existing assets.
- The authors should cite the original paper that produced the code package or dataset.
- The authors should state which version of the asset is used and, if possible, include a URL.
- The name of the license (e.g., CC-BY 4.0) should be included for each asset.

- For scraped data from a particular source (e.g., website), the copyright and terms of service of that source should be provided.
- If assets are released, the license, copyright information, and terms of use in the package should be provided. For popular datasets, paperswithcode.com/datasets has curated licenses for some datasets. Their licensing guide can help determine the license of a dataset.
- For existing datasets that are re-packaged, both the original license and the license of the derived asset (if it has changed) should be provided.
- If this information is not available online, the authors are encouraged to reach out to the asset's creators.

13. **New assets**

Question: Are new assets introduced in the paper well documented and is the documentation provided alongside the assets?

Answer: [NA]

Justification: The paper does not release new assets.

Guidelines:

- The answer NA means that the paper does not release new assets.
- Researchers should communicate the details of the dataset/code/model as part of their submissions via structured templates. This includes details about training, license, limitations, etc.
- The paper should discuss whether and how consent was obtained from people whose asset is used.
- At submission time, remember to anonymize your assets (if applicable). You can either create an anonymized URL or include an anonymized zip file.

14. **Crowdsourcing and research with human subjects**

Question: For crowdsourcing experiments and research with human subjects, does the paper include the full text of instructions given to participants and screenshots, if applicable, as well as details about compensation (if any)?

Answer: [NA]

Justification: Our proposed method does not does not involve crowdsourcing nor research with human subjects.

Guidelines:

- The answer NA means that the paper does not involve crowdsourcing nor research with human subjects.
- Including this information in the supplemental material is fine, but if the main contribution of the paper involves human subjects, then as much detail as possible should be included in the main paper.
- According to the NeurIPS Code of Ethics, workers involved in data collection, curation, or other labor should be paid at least the minimum wage in the country of the data collector.

15. **Institutional review board (IRB) approvals or equivalent for research with human subjects**

Question: Does the paper describe potential risks incurred by study participants, whether such risks were disclosed to the subjects, and whether Institutional Review Board (IRB) approvals (or an equivalent approval/review based on the requirements of your country or institution) were obtained?

Answer: [NA]

Justification: Our proposed method does not does not involve crowdsourcing nor research with human subjects.

Guidelines:

- The answer NA means that the paper does not involve crowdsourcing nor research with human subjects.

- Depending on the country in which research is conducted, IRB approval (or equivalent) may be required for any human subjects research. If you obtained IRB approval, you should clearly state this in the paper.
- We recognize that the procedures for this may vary significantly between institutions and locations, and we expect authors to adhere to the NeurIPS Code of Ethics and the guidelines for their institution.
- For initial submissions, do not include any information that would break anonymity (if applicable), such as the institution conducting the review.

16. **Declaration of LLM usage**

Question: Does the paper describe the usage of LLMs if it is an important, original, or non-standard component of the core methods in this research? Note that if the LLM is used only for writing, editing, or formatting purposes and does not impact the core methodology, scientific rigorousness, or originality of the research, declaration is not required.

Answer: [NA]

Justification: This paper uses LLMs solely for language polishing, grammar correction, and translation.

Guidelines:

- The answer NA means that the core method development in this research does not involve LLMs as any important, original, or non-standard components.
- Please refer to our LLM policy (<https://neurips.cc/Conferences/2025/LLM>) for what should or should not be described.