

Exact solution for the current generated by dissipative master equation in single-band tight-binding systems subject to time-dependent uniform electric fields

J. M. Alendouro Pinho,^{1,2,*} B. Amorim,^{1,2} and J. M. Viana Parente Lopes^{1,2,†}

¹*Departamento de Física e Astronomia, Faculdade de Ciências da Universidade do Porto, Rua do Campo Alegre, s/n, 4169-007 Porto, Portugal*

²*Centro de Física das Universidades do Minho e do Porto (CF-UM-UP) and Laboratory of Physics for Materials and Emergent Technologies LaPMET, University of Porto, 4169-007 Porto, Portugal*

The theory of open quantum systems is one of the most essential tools for the development of quantum technologies. A particular area of interest is in the optical response of solid state systems, where dissipation is introduced phenomenologically through the relaxation time approximation and its effects are usually gauged perturbatively. Analytical exact results for driven systems under this approximation are scarce and typically pertain only to the stationary regime. Here, we obtain the analytical solution for the current response of general single-band tight-binding system driven by a uniform electric field with generic time-dependence under the relaxation time approximation. We explore the effects of dissipation in two limiting cases: A monochromatic field, where we analytically deduce the effect of dissipation on High Harmonic Generation, and a constant electric field, where a generalization for the Esaki-Tsu equation is presented for any single-band tight-binding system. We specify the results for a simple 2D nearest neighbours tight-binding lattice to emphasize the effect of the scale competition introduced by the two different neighbours in both the monochromatic and constant field cases. Finally, we compare our exact result for the constant field to the one obtained from the usual perturbation theory calculation to probe the validity of the latter.

I. INTRODUCTION

Modelling the optical response of solid state materials is a cornerstone of modern optoelectronics. New devices are often based on desirable optical properties that can be engineered in synthetic materials [1]. This requires a fine understanding of the physics underlying the light-matter interactions in these systems.

The investigation of optical properties in solid state systems amounts to determining the electrical currents generated by the electromagnetic field of an incoming light. For a long time, available light sources were weak, such that the current response of most materials could be described within the framework of linear response. With the advent of lasers [2], however, hitherto ignored nonlinear currents became a central feature of a new class of physical phenomena. Since then, strong-field phenomena in quantum systems became an active field of research [3–9]. A hallmark of nonlinear response is that in such phenomena, the system responds at frequencies that are multiples of the fundamental driving frequency. Second and third harmonic generation [10, 11], Monochromatic wave mixing and high-harmonic generation [9, 12] are examples of such nonlinear effects.

When the driving field becomes strong, environmental dissipation effects play a vital role in determining the out-of-equilibrium state of the system. This problem has a long history of research, which has led to the development of several frameworks to include dissipative mechanisms in quantum theories [13–21]. One widely used theoretical tool to formulate the dynamics of open systems is

the Keldysh formalism [22], which utilises the nonequilibrium Green's function (NEGF) [3, 23–27] as a fundamental quantity rather than the wave function. The NEGF formalism is ideally suited for the development of perturbative and self-consistent approximations. An alternative class of methods to describe open-quantum systems are density matrix equations of motions, typically referred to as Quantum Master Equations (QMEs) [28, 29]. Such equations can sometimes be reduced to the so called Lindblad equation, which describe Markovian evolution [28]. The simplest, but still useful, description of dissipation is provided by the Relaxation Time Approximation (RTA), which assumes that in the absence of drive the system relaxes to a known equilibrium state, in a time-scale determined by a relaxation rate [30–34]. The RTA has been widely used in conjunction with the Boltzmann equation [35, 36] and the semiconductor Bloch equations, on top of which perturbation theory schemes have been developed [37–41]. Despite its phenomenological nature, which can bring about unphysical behaviour in multi-band systems [42], the RTA is sufficient to capture a broad range of rich phenomena. Examples of these are the generation of direct

An example of nonlinear optical effect is the production of direct currents driven by optical excitation, a class of responses that is collectively known as photogalvanic effects (PGEs) [38, 43–47]. This class of responses can be predicted with perturbation theory (on the electromagnetic field) within RTA [41], but the direct currents show anomalous dependencies on the relaxation time [43, 47, 48]. In particular, they diverge in the collisionless limit, which questions the validity of standard perturbation theory. Nonperturbative calculations with Floquet-Keldysh formalism instead predict that these currents converge to a finite value in this limit

* up201703751@fc.up.pt

† jlopes@fc.up.pt

[49]. Other than this, direct comparisons between standard perturbative and nonperturbative methods, probing the validity of perturbation theory, are lacking.

The existence of exact analytical results, even when obtained for some simplified model, is invaluable in physics, for their rarity and since they enable comparison with both experimental results and theoretical methods obtained via approximate and/or numerical methods. This is also true in the study of solid-state optoelectronic systems, due to the challenges present by treating both strong fields and dissipation in an adequate way. Although analytical solutions for certain driven dissipative systems have been derived, they typically apply only to the stationary regime under a constant external field [50–52]. In this paper, we present the exact solution for the time-resolved current response of a electronic system described by a single-band tight-binding system, subject to a uniform electric field with arbitrary time-dependency, described within a QME under the RTA. The paper is organized as follows: in Section II we detail the theoretical framework and model used. We outline the steps taken to obtain the solution for the current and deduce the analytical exact expressions for the current's time evolution in two limiting cases: a monochromatic field and a constant field, both turned-on at an initial time $t = 0$. In Section III we obtain the analytical expression for the strong-field response of the system, discussing both: (i) the effect of dissipation on High Harmonic Generation (HHG), and discuss the emergence of even harmonics in centrosymmetric systems; and (ii) the steady-state DC current obtained due to a constant electric field, where a generalization for the Esaki-Tsu equation is presented, valid for any single-band tight-binding model and arbitrary spatial dimensionality. In Section IV, we compare the perturbative results with the exact ones. Finally, we state our conclusions in Section V.

II. MODEL AND ANALYTICAL SOLUTION

One common approach to study the current response of condensed matter systems with dissipation is via a von-Neumann like equation for the 1-particle reduced density matrix (1-RDM) for electrons, $\rho(t)$, which reads

$$\frac{\partial \rho(t)}{\partial t} = -\frac{i}{\hbar} [H(t), \rho(t)] - \left. \frac{\partial \rho(t)}{\partial t} \right|_{\text{scat}}, \quad (1)$$

where $H(t)$ is the time-dependent Hamiltonian for independent electrons, and $\left. \frac{\partial \rho(t)}{\partial t} \right|_{\text{scat}}$ includes the scattering induced by electron-electron, electron-phonon and electron-impurity interactions [53]. This type of equation is also referred to as a semiconductor Bloch equation. In principle, this type of equation can be obtained from well-established treatments of many-particle systems, such as the many-particle density matrix framework [54, 55] or the Keldysh Green function method [56]. The simplest

approximation to the scattering term is the so-called Relaxation Time Approximation (RTA), in which Eq. (1) reduces to [30–34]

$$\frac{d\rho(t)}{dt} = -\frac{i}{\hbar} [H(t), \rho(t)] - \gamma(\rho(t) - \rho^{\text{eq}}(t)), \quad (2)$$

where γ is a relaxation rate and $\rho^{\text{eq}}(t)$ is a (possibly time-dependent) equilibrium 1-RDM, towards which the system will relax in the absence of external drive.

We will focus of crystalline electronic systems, whose electronic dispersion relation can be described by a single isolated band. We describe the coupling of the electrons to a uniform electric field, via Peierls substitution, $\mathbf{k} \rightarrow \mathbf{k} + e\mathbf{A}(t)/\hbar$, where $\mathbf{A}(t) = -\int_0^t \mathbf{E}(t') dt'$ is the vector potential, such that $\mathbf{E}(t) = -\partial_t \mathbf{A}(t)$. To simplify notation, we will define $\mathbf{k}(t) \equiv \mathbf{k} + e\mathbf{A}(t)/\hbar$. As such, the time-dependent Hamiltonian is written in the Bloch basis as

$$H(t) = \sum_{\mathbf{k}} \varepsilon(\mathbf{k} + e\mathbf{A}(t)/\hbar) |\mathbf{k}\rangle \langle \mathbf{k}|, \quad (3)$$

where \mathbf{k} is the electron's Bloch momentum, $|\mathbf{k}\rangle$ is a Bloch state and $\varepsilon(\mathbf{k})$ is the single band dispersion relation. We can write $\varepsilon(\mathbf{k})$ as a Fourier series,

$$\varepsilon(\mathbf{k}) = \sum_{\mathbf{l}} t_{\mathbf{l}} e^{i\mathbf{k} \cdot \mathbf{l}}, \quad (4)$$

where $t_{\mathbf{l}}$ are real-space hoppings and \mathbf{l} is the set of coordinates of the \mathbf{l} -th neighbour. We will assume that the system has time-reversal symmetry, such that the $t_{\mathbf{l}}$ are real, and $t_{\mathbf{l}} = t_{-\mathbf{l}}^*$ to preserve the hermiticity of the Hamiltonian. The total current operator is obtained as $\mathbf{J}(t) = \delta H / \delta \mathbf{A}|_{\mathbf{A}=\mathbf{A}(t)}$. In the Bloch basis we can write $\mathbf{J}(t) = \sum_{\mathbf{k}} \mathbf{J}_{\mathbf{k}}(t) |\mathbf{k}\rangle \langle \mathbf{k}|$, where

$$\mathbf{J}_{\mathbf{k}}(t) = \frac{e}{\hbar} \sum_{\mathbf{l}} i t_{\mathbf{l}} \mathbf{l} e^{i(\mathbf{k} + e\mathbf{A}(t)/\hbar) \cdot \mathbf{l}}. \quad (5)$$

We assume the system is initially in a thermalized state described by the Fermi-Dirac distribution. The density matrix of the initial distribution is a matrix diagonal in the Bloch momentum basis, given by

$$\rho_{\mathbf{k}}^{\text{eq}} = \frac{1}{e^{\beta(\varepsilon(\mathbf{k}) - \mu)} + 1}. \quad (6)$$

where β is the inverse temperature and μ is the chemical potential. In the long time limit, we can have a zero external electric field, but a non-zero vector potential. The equilibrium density matrix, $\rho^{\text{eq}}(t)$, appearing in the relaxation term of Eq. (2) should take this into account by setting $\rho_{\mathbf{k}}^{\text{eq}}(t) = \rho_{\mathbf{k}+e\mathbf{A}(t)/\hbar}^{\text{eq}}$, where we shift the Bloch momentum of the unperturbed equilibrium distribution by $e\mathbf{A}(t)$ [37]. This shift guarantees that $\lim_{t \rightarrow \infty} \rho_{\mathbf{k}}(t) = \rho_{\mathbf{k}+e\mathbf{A}(t)/\hbar}^{\text{eq}}$ is solution of Eq. (2) provided $\lim_{t \rightarrow \infty} \mathbf{E}(t) = 0$.

We will now explain how to obtain the exact solution for $\rho_{\mathbf{k}}(t)$.

A. General solution

In order to solve Eq. (2), we start by making the crucial observation that for a spatially uniform electric field and for an initial density matrix diagonal in the Bloch momentum basis, $\rho(t)$ will remain diagonal in the Bloch basis, $\rho(t) = \sum_{\mathbf{k}} \rho_{\mathbf{k}}(t) |\mathbf{k}\rangle \langle \mathbf{k}|$. Therefore, for a single-band system, Eq. (2) simplifies to

$$\frac{d\rho_{\mathbf{k}}(t)}{dt} = -\gamma(\rho_{\mathbf{k}}(t) - \rho_{\mathbf{k}}^{\text{eq}}(t)). \quad (7)$$

We will focus on the expectation value of the total current, $\langle \mathbf{J} \rangle(t) = \sum_{\mathbf{k}} \rho_{\mathbf{k}}(t) \mathbf{J}_{\mathbf{k}}(t)$. From Eq. (5), one can write $\langle \mathbf{J} \rangle(t)$ current as

$$\langle \mathbf{J} \rangle(t) = i \frac{e}{\hbar} \sum_{\mathbf{l}} t_{\mathbf{l}} \tilde{\mathcal{J}}_{\mathbf{l}}(t), \quad (8)$$

where $\tilde{\mathcal{J}}_{\mathbf{l}}(t) \equiv \sum_{\mathbf{k}} \rho_{\mathbf{k}}(t) e^{i\mathbf{k}(t) \cdot \mathbf{l}}$. To obtain an analytical solution for $\langle \mathbf{J} \rangle(t)$, we will use Eq. (7) to obtain a differential equation for $\tilde{\mathcal{J}}_{\mathbf{l}}(t)$, which we will then solve. Multiplying Eq. 7 by $e^{i\mathbf{k}(t) \cdot \mathbf{l}}$ and performing the sum over \mathbf{k} allows us to write

$$\frac{d\tilde{\mathcal{J}}_{\mathbf{l}}(t)}{dt} - \frac{e}{\hbar} \left(\frac{d\mathbf{A}(t)}{dt} \cdot \mathbf{l} \right) \tilde{\mathcal{J}}_{\mathbf{l}}(t) = -\gamma \left(\tilde{\mathcal{J}}_{\mathbf{l}}(t) - C_{\mathbf{l}} \right), \quad (9)$$

where we used the fact that $de^{i\mathbf{k}(t) \cdot \mathbf{l}}/dt = \frac{d\mathbf{k}(t)}{dt} \cdot \mathbf{l} e^{i\mathbf{k}(t) \cdot \mathbf{l}}$ and that $\frac{d\mathbf{k}(t)}{dt} = \frac{e}{\hbar} \frac{d\mathbf{A}(t)}{dt}$ in the LHS through partial differentiation. Note that the equation contains the quantity $C_{\mathbf{l}} \equiv \int_{FBZ} d\mathbf{k} \rho_{\mathbf{k}}^{\text{eq}}(t) e^{i\mathbf{k}(t) \cdot \mathbf{l}} = \int_{FBZ} d\mathbf{k} \rho_{\mathbf{k}}^{\text{eq}} e^{i\mathbf{k} \cdot \mathbf{l}}$ which is constant in time. The fact that the quantities $\tilde{\mathcal{J}}_{\mathbf{l}}(t)$ are proportional to a sum of exponentials that contain all time dependency allows a set of decoupled, ordinary and linear differential equations for $\tilde{\mathcal{J}}_{\mathbf{l}}(t)$. The solution to these equations is:

$$\tilde{\mathcal{J}}_{\mathbf{l}}(t) = C_{\mathbf{l}} e^{i \frac{e}{\hbar} \mathbf{A}(t) \cdot \mathbf{l} - \gamma t} \left(1 + \int_0^t e^{(-i \frac{e}{\hbar} \mathbf{A}(t') \cdot \mathbf{l} + \gamma t')} dt' \right). \quad (10)$$

We can now construct the solution for the average current by simply summing over these terms $\tilde{\mathcal{J}}_{\mathbf{l}}(t)$ as stated in Eq. 8. Because we have fixed $t_{\mathbf{l}} = t_{-\mathbf{l}}$, we can organize the sum in terms of the quantity $2iC_{\mathbf{l}}\tilde{\mathcal{J}}_{\mathbf{l}}(t) \equiv (\tilde{\mathcal{J}}_{\mathbf{l}}(t) - \tilde{\mathcal{J}}_{-\mathbf{l}}(t))$. The full solution is therefore

$$\langle \mathbf{J} \rangle(t) = -\frac{2e}{\hbar} \sum_{\mathbf{l} > 0} t_{\mathbf{l}} C_{\mathbf{l}} \mathcal{J}_{\mathbf{l}}(t), \quad (11)$$

where $\sum_{\mathbf{l} > 0}$ is notation for a sum over only one of the pair of neighbours at positions \mathbf{l} and $-\mathbf{l}$ and

$$\mathcal{J}_{\mathbf{l}}(t) = e^{-\gamma t} \left\{ \sin \left(\frac{e}{\hbar} \mathbf{A}(t) \cdot \mathbf{l} \right) + \gamma \int_0^t dt' e^{\gamma t'} \sin \left[\frac{e}{\hbar} (\mathbf{A}(t) - \mathbf{A}(t')) \cdot \mathbf{l} \right] \right\}. \quad (12)$$

Is the contribution of each pair of neighbours at positions \mathbf{l} and $-\mathbf{l}$.

B. Monochromatic field

A common interest in the study of the optical response of materials is to study the high harmonic generation (HHG) produced as a response to a monochromatic field. By choosing $\mathbf{E}(t) = -\mathbf{E}\Theta(t) \cos(\Omega t + \phi)$ and therefore $\mathbf{A}(t) = \frac{\mathbf{E}}{\Omega} \Theta(t) (\sin(\Omega t + \phi) - \sin \phi)$, it is possible to calculate the intensity of the generated harmonics of the quasi-steady state regime of a system evolving according to Eq. (2) using Eq. 12. Using the Jacobi-Anger expansion $e^{iz \sin \theta} \equiv \sum_{n=-\infty}^{\infty} J_n(z) e^{in\theta}$, where $J_n(z)$ is the Bessel function of the first kind of order n , it is a straightforward calculation to show that from Eq. 12 one obtains

$$\mathcal{J}_{\mathbf{l}}(t) = - \sum_{j=0}^{\infty} |\Lambda_{2j+1}^{\mathbf{l}}| \sin((2j+1)(\Omega t + \phi) + \psi_{2j+1}^{\mathbf{l}}) + e^{-\gamma t} \left\{ \chi_{2j+1}^{\mathbf{l},1} \sin((2j+1)(\Omega t + \phi)) + \chi_{2j}^{\mathbf{l},2} \cos(2j(\Omega t + \phi)) \right\}, \quad (13)$$

With $\psi_{2j+1}^{\mathbf{l}} = \arg(\Lambda_{2j+1}^{\mathbf{l}})$ and

$$\begin{aligned} \Lambda_j^{\mathbf{l}} &= 2 \sum_{m=0}^{\infty} \frac{J_m^{\mathbf{l}}}{1 + \delta_{0m}} \left(\frac{J_{m+j}^{\mathbf{l}}}{1 + im \frac{\Omega}{\gamma}} - \frac{J_{m-j}^{\mathbf{l}}}{1 - im \frac{\Omega}{\gamma}} \right), \\ \chi_j^{\mathbf{l},1} &= 2 \cos \left(\frac{\omega_B^{\mathbf{l}}}{\Omega} \sin(\phi) \right) J_j^{\mathbf{l}} \\ &\quad - 4 \sum_{m \text{ even}}^{\infty} \frac{J_j^{\mathbf{l}} J_m^{\mathbf{l}} \left(\cos m\phi + m \frac{\Omega}{\gamma} \sin m\phi \right)}{(1 + \delta_{0m}) \left(1 + \left(m \frac{\Omega}{\gamma} \right)^2 \right)}, \\ \chi_j^{\mathbf{l},2} &= 2 \sin \left(\frac{\omega_B^{\mathbf{l}}}{\Omega} \sin(\phi) \right) J_j^{\mathbf{l}} \\ &\quad - \frac{4}{1 + \delta_{0j}} \sum_{m \text{ odd}}^{\infty} \frac{J_j^{\mathbf{l}} J_m^{\mathbf{l}} \left(m \frac{\Omega}{\gamma} \cos(m\phi) - \sin(m\phi) \right)}{1 + \left(m \frac{\Omega}{\gamma} \right)^2}, \end{aligned} \quad (14)$$

Where we have defined $J_n^{\mathbf{l}} \equiv J_n(|\omega_B^{\mathbf{l}}/\Omega|)$ to simplify notation, with $\omega_B^{\mathbf{l}} = \frac{e}{\hbar} E l \cos \phi_{\mathbf{l}}$, $l \equiv |\mathbf{l}|$, $\cos \phi_{\mathbf{l}} \equiv \mathbf{l} \cdot \mathbf{A}(t) / (l A(t))$ and $A(t) \equiv |\mathbf{A}(t)|$. Each contribution to the current $\mathcal{J}_{\mathbf{l}}(t)$ is composed of a persistent oscillating term and a transient term, which depends on the sudden switching of the electric field, that decays exponentially in time as $e^{-\gamma t}$. It is worth noting at this point that the solution displays inversion symmetry, since inverting the electric field also results in the complete inversion of the current (this is made evident by simply performing the change $\phi \rightarrow \phi + \pi$). This makes sense, since a single-band system always displays inversion symmetry. The Taylor expansion of the Bessel functions in the electric field also allows us to gauge this. Because they have a very particular form of expansion $J_{\alpha}(z) = \sum_{n=0}^{\infty} C_n z^{2n+\alpha}$, it is not hard to see from the coefficients in Eq. 14 that only odd powers of the electric field amplitude appear, which means that the current is inverted if the electric field is inverted.

The persistent current is comprised of a sum of odd harmonics of the electric field fundamental frequency Ω , with corresponding amplitude Λ_j^1 . Curiously, the transient contribution presents even harmonics of the electric field frequency, with non-vanishing amplitudes $\chi_j^{1,2}$. In fact, even in the zero dissipation limit $\gamma \rightarrow 0$ we can get persistent even harmonic oscillations for $\phi \neq 0$. In this limit, the coefficients in Eq. 14 are

$$\begin{aligned}\Lambda_j^{\gamma=0,1} &= 0, \\ \chi_j^{\gamma=0,1,1} &= 2 \cos\left(\frac{\omega_B^1}{\Omega} \sin(\phi)\right) J_j^1, \\ \chi_j^{\gamma=0,1,2} &= 2 \sin\left(\frac{\omega_B^1}{\Omega} \sin(\phi)\right) J_j^1.\end{aligned}\quad (15)$$

Notice that now, in the clean limit $\gamma \rightarrow 0$, the second and third terms of Eq. 13 do not decay and actually dominate the response since the first term vanishes in this limit. It is evident from Eq. 15 that one can generate even harmonics for $\phi \neq 0$. Although the emergence of even harmonics is usually thought to be prohibited in centrosymmetric systems, this effect is solely due to the sudden switching of the electric field. If the switching is rather done adiabatically, the even harmonic contributions vanish (see Appendix VIA). By introducing dissipation, the system eventually loses memory of the electric field's initial condition and the even harmonics vanish. Furthermore, for $\phi = 0$, the response is constituted solely of odd harmonics of amplitude $\chi_{2j+1}^{\gamma=0,1,1} = 2J_{2j+1}^1$, as reported in Ref. [57].

The introduction of dissipation not only changes the amplitudes of the harmonics as according to Eq. 14, it also introduces phase differences between the harmonics. The total current at long-times $\langle \mathbf{J} \rangle^{\text{pers}}(t)$, which we define as the oscillatory current originating when all transient contributions vanish, is obtained by summing all the neighbors contributions to the quasi-stationary regime, giving us

$$\langle \mathbf{J} \rangle^{\text{pers}}(t) = 2 \frac{e}{\hbar} \sum_{j=0}^{\infty} \Lambda_{2j+1}^T \sin((2j+1)\Omega t + \psi_{2j+1}), \quad (16)$$

where $\Lambda_{2j+1}^T = |\sum_{l>0} C_l t_l \Lambda_{2j+1}^1|$ and $\psi_{2j+1} = \arg(\sum_{l>0} C_l t_l \Lambda_{2j+1}^1)$. The effect of the phase differences across the different hopping contributions is taken into account in Λ_{2j+1}^T .

C. Constant field

For a constant field $\mathbf{E} = \mathbf{E}\Theta(t)$ turned on at $t = 0$, Eq. (12) becomes

$$\mathcal{J}_1(t) = \frac{\omega_B^1/\gamma}{1 + (\omega_B^1/\gamma)^2} \left\{ 1 - e^{-\gamma t} \left(\frac{\omega_B^1}{\gamma} \sin(\omega_B^1 t) + \cos(\omega_B^1 t) \right) \right\} \quad (17)$$

We have a transient oscillating contribution at frequency ω_B^1 that decays exponentially and a constant value given by $(\omega_B^1/\gamma) / (1 + (\omega_B^1/\gamma)^2)$. Summing the contributions from all hopping terms to the stationary current $\mathbf{J}^s \equiv \lim_{t \rightarrow \infty} \langle \mathbf{J} \rangle(t)$, we obtain

$$\mathbf{J}^s = -2 \frac{e}{\hbar} \sum_{l>0} l t_l C_l \frac{\omega_B^1/\gamma}{1 + (\omega_B^1/\gamma)^2}, \quad (18)$$

which as we will see is a generalization of the Esaki-Tsu relation [58]. The physical meaning of this is easier to unveil when considering a one dimensional tight binding chain with nearest neighbour hoppings. In that case we only have contribution from neighbours located at $l = 1$ and the frequency $\omega_B^1 = \frac{e}{\hbar} E$ reduces to the Bloch frequency. The transient time is therefore composed of decaying Bloch Oscillations (BOs). These decaying BOs have also been predicted to occur in two-terminal mesoscopic setups subject to strong electric fields [59], where the BOs decay is caused by the coupling of the mesoscopic system to external leads. If no dissipation was present, $\gamma = 0$, then Eq. 17 would give a total current of $J(t) = -2t_1 C \sin(\omega_B t)$, which are the expected persistent BOs predicted for the one-dimensional tight binding chain [60, 61]. The constant, long-time current for the chain is $J^s = -2C t_1 \frac{E/\gamma}{(\frac{\hbar}{e})^2 + (E/\gamma)^2}$, which is the Esaki-Tsu relation that has been already obtained for one-dimensional nearest-neighbour tight binding lattices [50–52]. The result in Eq. 18 is the generalization of the Esaki-Tsu formula for an arbitrary single-band tight-binding system.

III. RESULTS

In this section, we showcase the analytical results for the monochromatic and constant electric field cases by analysing the total current $\langle \mathbf{J} \rangle(t)$ of a two-dimensional tight binding lattice where each site has two neighbors with hoppings t_1 and t_2 placed at distances l_1 and l_2 from said site and at an angle θ with each other, represented in Fig. 11. The electric field is considered to lay along the direction of the first neighbor which lies in the x axis and we also measure the current along this direction. The presence of an additional hopping gives rise to competing scales that generate interesting phenomena [57].

A. Monochromatic field

In Fig. 2 we plot the ratio between the odd harmonic Fourier amplitudes and the first-harmonic amplitude $|\Lambda_j^1| / |\Lambda_1^1|$ of a single neighbor for a set of dissipation values γ/Ω and for $\omega_B^1/\Omega = 3, 12.2$ and 32 . A first thing to notice is how the amplitudes start dying out exponentially for harmonics of order superior than ω_B^1 . By analysing Eq.(14), one can understand this behaviour as

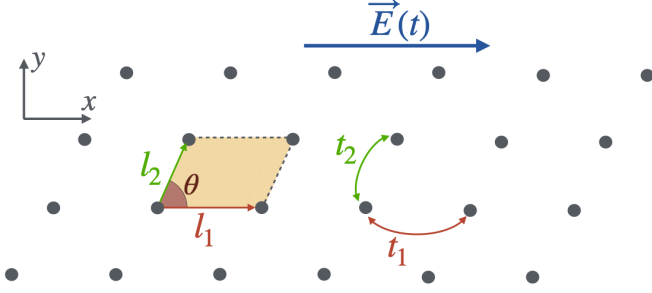


Figure 1. Two-Dimensional tight binding lattice used. Each site has two neighbors with hoppings t_1 and t_2 placed at distances l_1 and l_2 from the said site and at an angle θ with each other. The electric field lies along the direction of the first neighbor, which will be considered the x direction. The shaded region denotes the unit cell.

originating from the properties of Bessel functions. At a fixed argument z , as a function of the order n , $J_n(z)$ decays exponentially as $J_n(z) \sim e^{-n \ln(z^{-1})}$ for large order n [62]. Another interesting result is how for strong dissipation the higher harmonics are suppressed, when compared to the first harmonic. This result is in agreement with results from Ref. [63], where it is interpreted as being a consequence of the suppression of a particle's longer trajectories in real-space via dissipation, which are responsible for high frequency contributions. However, our results indicate that the suppression of higher harmonics with dissipation is not monotonous with increased dissipation. As shown in Fig. (2)b), intermediate harmonics can have their amplitude increased with dissipation.

Having analysed the individual contributions of each hopping, we now turn to the result obtained in the two dimensional lattice where the two nearest-neighbour hoppings contribute to the total current. The total amplitude contribution measured along x axis is $\Lambda_j^{T,x} = -2 |C_1 t_1 l_1 \Lambda_j^1 + C_2 t_2 l_2 \cos \theta \Lambda_j^2|$, where Λ_j^1 (Λ_j^2) is the amplitude contribution of the first (second) neighbor. We plot these amplitudes in Fig. 3, as a function of the harmonic order, and observe the emergence of two plateaus that would not be possible by considering only one hopping. The first plateau is observed until one of the hopping contributions begins decaying exponentially. Therefore, the plateau exists only until the smallest of the two scales ω_B^1/Ω and ω_B^2/Ω , which in this case is the contribution from the second neighbor, ω_B^2/Ω . The second plateau emerges between these two scales. In between these two scales, the contributions from the second hopping start decaying exponentially (dashed lines in Fig. 3), however the contributions from the first neighbor survive and give rise to the plateau. The total amplitudes only start decaying when the harmonic order is larger than ω_B^2/Ω . This should be visible for any number of hoppings, given that the scales associated with the respective ω_B^i/Ω values are well separated. Interestingly, it is also apparent from Fig. 3 that the behavior of the

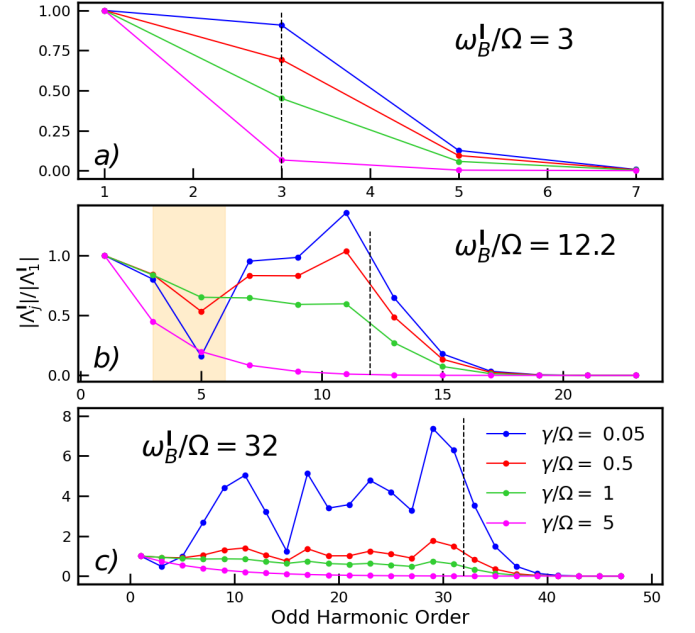


Figure 2. Isolated Fourier amplitudes of the quasi-stationary state of odd harmonics divided by the amplitude of the first harmonic, $|\Lambda_j^1|/|\Lambda_1^1|$, for different dissipation strengths γ/Ω and a) $\omega_B^1/\Omega = 3$, b) $\omega_B^1/\Omega = 12.2$ and c) $\omega_B^1/\Omega = 32$. The black dashed line denotes the Bessel function argument ω_B^1/Ω for each case and it is seen the amplitudes decay exponentially after that threshold. The yellow shaded line in plot b) delineates a region where the ratio $|\Lambda_j^1|/|\Lambda_1^1|$ initially increases with increasing dissipation.

amplitudes with dissipation is highly non-perturbative. The inset shows the amplitude ratio between the 13th and the first harmonics as a function of dissipation. It shows dissipation can lead to a non-perturbative behavior of the amplitude, which initially increases and later decreases with respect to the first harmonic.

From Eq. 13, it is evident that part of the transient regime of the current response is decomposed in even harmonics of the electric field's frequency. In order for the even harmonics to be detected in the transient regime, they should display many oscillations before the transient regime fades to zero, which translates in a small γ/Ω ratio. From Eqs. 14, it is easy to see that for $\phi = 0$ the even harmonic amplitudes $\chi_{2j}^{1,2}$ vanish for $\gamma/\Omega \ll 1$ while the odd harmonic amplitudes $\chi_{2j+1}^{1,1}$ approach a finite value. In practice, this means that the even harmonics detected in the transient regime from a Fourier spectrum of $\langle \mathbf{J}(t) \rangle$ acquired during a finite time T_{acq} ,

$$\mathcal{J}(\omega; T_{\text{acq}}) \equiv \int_0^{T_{\text{acq}}} dt e^{-i\omega t} \langle \mathbf{J}(t) \rangle, \quad (19)$$

are much smaller than the odd ones. In Fig. 4, we plot the transient and long times Fourier spectra for a system with $\omega_B^1/\Omega = 1.54$, $\Omega = 0.15$ and $\gamma = 0.003$ (Fig. 4b) and $\omega_B^1/\Omega = 2.5$, $\Omega = 0.13$ and $\gamma = 0.004$ (Fig. 4c). The difference between the transient and long times spectra is

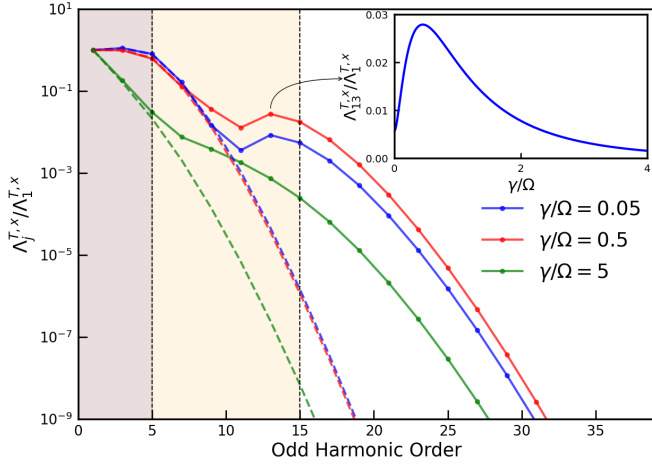


Figure 3. Odd harmonic amplitudes for a two-dimensional nearest neighbours tight binding lattice with $l_1 = l_2 = 1$, $t_1 = 0.2$, $t_2 = 1$ and $\theta = 1.23$ rad, for various dissipation coefficients in logarithmic scale. The black dashed lines show the values of $\omega_B^2/\Omega = 5$ and $\omega_B^1/\Omega = 15$. The solid lines contain the contribution from both neighbors, whereas the dashed lines only show the contribution of the second neighbor, which begin decaying after the threshold $\omega_B^2/\Omega = 5$, delimiting the end of the first plateau (darker shaded region). The second plateau then develops between these two scales (lighter shaded region). The inset shows the amplitude ratio between the 13th and the first harmonics as a function of dissipation. It shows dissipation can lead to a non-trivial behavior of the amplitude, which initially increases and later decreases with respect to the first harmonic.

the aquisition time of the signal, which is kept close or far away from the regime where the transient current dominates, respectively. We can detect a small DC current and the second harmonic in the transient spectrum in Fig. 4 b) and c) respectively, with amplitudes of roughly one and two orders of magnitude smaller than that of the first harmonic. As the aquisition time increases, the oscillatory long time state has more significant contribution and the even harmonics decrease with respect to the first harmonic.

B. Constant field

In Fig. 5 we plot the time evolution of the current in a 2D lattice subject to a constant electric field (Fig. 5 a) and the total stationary current profile of the same 2D system as a function of ω_B^1/γ (Fig. 5 b). The time evolution plot shows the initial transient regime displaying Bloch Oscillations decaying exponentially to a constant, finite value. The stationary current profile of each neighbor contribution is also plotted in Fig. 5 b. For small ω_B^1/γ the stationary current goes to zero. This is because strong dissipation eventually suppresses propagation of charge carriers inside the sample. For large ω_B^1/γ ratio, the stationary current also vanishes. This corresponds

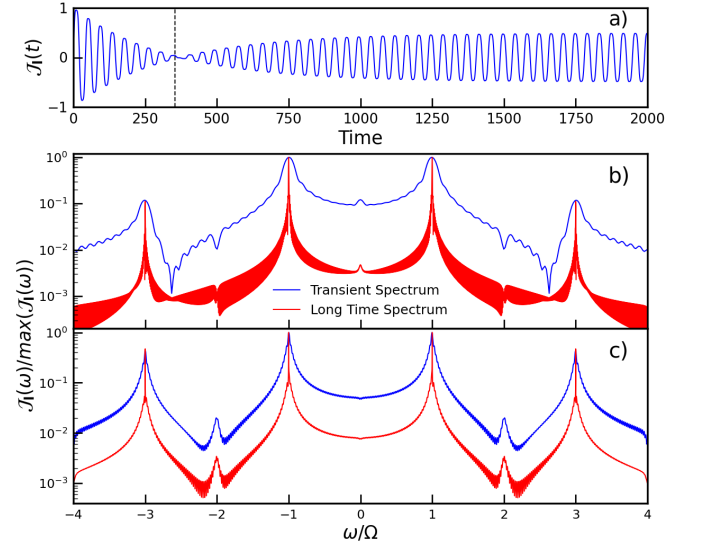


Figure 4. a) Time-evolution of current for $\omega_B^1/\Omega = 1.54$, $\Omega = 0.15$ and $\gamma = 0.003$. The black dashed line delimits the acquisition time of for the transient regime spectrum. b) and c) Transient and long times Fourier spectra for b) $\omega_B^1/\Omega = 1.54$, $\Omega = 0.15$ and $\gamma = 0.003$ and c) $\omega_B^1/\Omega = 2.5$, $\Omega = 0.13$ and $\gamma = 0.004$ in logarithmic scale. The acquisition times for the transient and long times spectra were b) 353 and 10000 c) 2000 and 42400, respectively. A small DC current and the second harmonic are visible in the transient spectrum in b) and c) respectively, with amplitudes of roughly one and two orders of magnitude smaller than that of the first harmonic. As the acquisition time increases, the oscillatory long time state has a more significant contribution and the even harmonics decrease with respect to the first harmonic.

to the limit where there is no dissipation, and therefore Bloch Oscillations become persistent and no stationary current is formed.

An intuitive picture to understand this behaviour can be drawn in analogy to the Drude argument: Suppose we have a particle roaming in a disordered crystal subject to a constant electric field and that, like the original Drude argument, everytime it colides with an impurity, its momentum resets to zero. If no collisions between the particle and the impurities occur, the particle will only oscillate in place, displaying BOs, and therefore no DC current is generated. However, if sometime during its oscillation the particle collides with an impurity, the oscillation restarts at that point in space, and the particle will now oscillate in turn of that point, shifted from the place it started. If the collisions occur somewhat regularly, the particle will be able to drift along the crystal, motivating the increase of the current seen in the Esaki-Tsu relation by increasing dissipation. As such, we can see the Esaki-Tsu current as a remnant of BOs, which are frustrated by the presence of dissipation.

The generalization of the Esaki-Tsu relation to any single-band model accommodates extra effects that come from the interplay between the different hopping contributions. In Fig. 5 b), the large separation between the

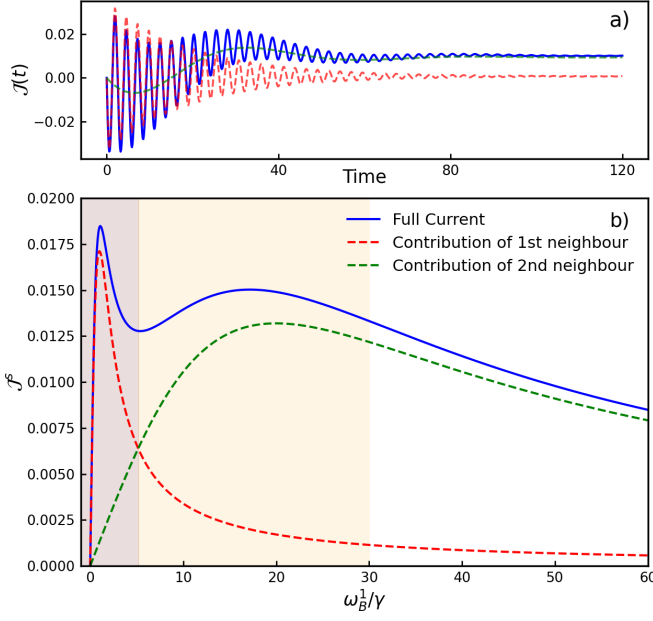


Figure 5. a) Current time evolution of a 2D nearest neighbor tight-binding lattice subject to a constant electric field with $l_1 = l_2 = 1$, $t_1 = 0.3$, $t_2 = 0.7$ and $\theta = 1.52$ rads. The solid line is the full solution, whereas the red and green dashed lines are the contributions of the first and second neighbor, respectively. It is seen that the initial transient regime displaying Bloch Oscillations decays to a constant, stationary value. b) Stationary current of same 2D system as a function of ω_B/γ . The solid line is the full stationary current, while the dashed lines are the contributions of each of the neighbors. Through the interplay of both neighbor contributions, two maximums (darker and lighter shaded areas) are achieved.

scales ω_B/γ and ω_B^2/γ allows for a stationary current that displays two maximum values, instead of the one characteristic of the Esaki-Tsu equation.

IV. COMPARISON WITH PERTURBATION THEORY

In this section, we aim at comparing our exact result for the current produced by a constant field to the result obtained from perturbation theory. For illustrative purposes, we apply the general time-resolved solution for a constant field (Eq. 17) to a simple 1D tight-binding chain. Starting with the case of no dissipation, $\gamma = 0$, the average current displays the famous Bloch Oscillations,

$$J^{\gamma=0}(t) = -2ta \frac{e}{\hbar} C \sin(\omega_B t), \quad (20)$$

where $\omega_B = \frac{e}{\hbar} E a$ is the Bloch frequency and $C = \int_{-\pi/a}^{\pi/a} dk f(\varepsilon_k) e^{ika} = \int_{-\pi/a}^{\pi/a} dk f(\varepsilon_k) \cos ka$. Notice that, with no dissipation, these oscillations do not decay to a constant value. The problem of trying to apply a perturbation scheme in this particular case lies in the fact that the electric field is coupled to the time. In other words,

the gauge potential grows linearly in time $A(t) \propto Et$ and therefore the expansion parameter of the sinusoidal function $\omega_B t$ cannot be regarded as small for any time instance. Consequently, perturbation theory cannot be applied equally across all time, and is only valid for times smaller than a critical time t_c defined by $\omega_B t_c \ll 1$. For $t > t_c$, perturbation theory fails.

On the other hand, if one is to add a finite dissipation rate γ , the current will display these Bloch oscillations decaying to a constant value given by the Esaki-Tsu relation

$$J(t) = 2ta \frac{e}{\hbar} C \frac{\omega_B/\gamma}{1 + (\omega_B/\gamma)^2} \left\{ e^{-\gamma t} \left(\frac{\omega_B}{\gamma} \sin(\omega_B t) + \cos(\omega_B t) \right) - 1 \right\} \quad (21)$$

The drastic difference from the previous case is the emergence of another parameter ω_B/γ which can be regarded as small for all times, and for which perturbation theory can be applied. For example, a direct expansion of this expression up to linear order in ω_B/γ gives

$$J^{(1)}(t) = 2ta \frac{e}{\hbar} C \frac{\omega_B}{\gamma} \{ e^{-\gamma t} \cos(\omega_B t) - 1 \}. \quad (22)$$

It's worthy to reiterate that here, we have performed a Taylor expansion on the ratio ω_B/γ and not solely on the electric field, which is why we retain all orders of the electric field on the cosine function $\cos(\omega_B t)$.

We now compare this equation to the result of the current from the Kubo formula. The Kubo formula for the first-order current response of a 1D tight binding chain with dissipation obeying Eq. 2 subject to a monochromatic electric field reads (See Appendix VI B for details)

$$J^{(1)}(\omega) = -i \frac{E(\omega)}{(\omega + i\gamma)} \int_{-\pi/a}^{\pi/a} dk \frac{df(\varepsilon_k)}{d\varepsilon} v^2(k) \quad (23)$$

For the 1D tight binding chain $v(k) = -2ta \frac{e}{\hbar} \sin(ka)$. By inverting the dispersion relation $k = \arccos(-\varepsilon/2t)$, writing $\frac{df(\varepsilon_k)}{d\varepsilon} = \frac{df(\varepsilon_k)}{d\varepsilon} \frac{dk}{d\varepsilon}$ and performing an integration by parts, the current may be expressed as

$$J^{(1)}(\omega) = -iD \frac{E(\omega)}{(\omega + i\gamma)}, \quad (24)$$

with $D = 2ta^2 \frac{e^2}{\hbar^2} \int_{-\pi/a}^{\pi/a} dk f(\varepsilon_k) \cos k = 2ta^2 \frac{e^2}{\hbar^2} C$. The optical conductivity is $\sigma(\omega) = \frac{i}{\hbar} D / (\omega + i\gamma)$, where D is the Drude weight and the DC conductivity is $\sigma_{DC} = -iD/\gamma$. If we transform Eq. (24) back to time-domain, we get

$$J^{(1)}(t) = -DE \frac{1 - e^{-\gamma t}}{\gamma}. \quad (25)$$

Directly comparing this expression to Eq. 22 shows that the only difference lies solely on the transient term: While the former retains the complete time dependence of the cosine, the one derived from the Kubo formula

only keeps the first term of the cosine with respect to $\omega_B t$, $\cos \omega_B t = 1 + O(E^2)$. As for the case of no dissipation, this comes from the fact that the Kubo is expanding the current on powers of the gauge potential $A(t) \propto Et$, which means also expanding the cosine function to first order in the gauge potential. As it was shown, this is bound to fail for times larger than $1/\omega_B$. This results in the Kubo formula incorrectly predicting the first order of the transient regime for every instance of time.

Interestingly enough, however, it gives the correct result for the first order of the stationary current. This result is due to the fact that the underlying assumption of the Kubo formula that $A(t) \ll 1$ inherently results in $E \ll 1$ for the constant field. Therefore, it also captures the first order of the stationary current on the electric field. Because $\omega_B/\gamma \propto E$, this coincides with the first order of the exact stationary current given by Eq. 21 on ω_B/γ . This shows that, as long as $\omega_b/\gamma \ll 1$, a perturbation theory treatment of the current response can give the right result for the stationary current and the Drude weight obtained from the Kubo formula can be safely used to characterize the conductivity of the material in the stationary regime under a constant electric field. Conversely, it is bound to fail for the transient current, although it gets exponentially suppressed.

V. CONCLUSION

In conclusion, we have successfully obtained an exact, time-resolved analytical solution for the current response of a driven dissipative single-band tight binding system evolving according to the RTA and under an uniform electric field with generic time-dependence. We have applied the solution for the two limiting cases of a monochromatic field and a constant field and obtained analytical expressions for both cases. The monochromatic driven system generally displays both even and odd transient harmonics that get exponentially suppressed and give rise to a stable, oscillatory state composed solely of odd harmonics, respecting the inherent inversion symmetry of the single band system. We have concluded that dissipation is a fundamental ingredient for this relation, since for the non-dissipative case, the current may display persistent even harmonics if the field is suddenly switched fast enough. The stable odd harmonics were seen to form plateau regions with well defined boundaries, after which they decay exponentially. Furthermore, the behavior of the stable harmonics with dissipation was also analytically obtained and their non-perturbative tendency was underlined, with some harmonics initially increasing with dissipation with respect to the driving frequency. As for the constant field case, an analytical expression showcasing decaying Bloch oscillations towards a stationary state was derived. The stationary state was seen to be a generalization of the Esaki-Tsu relation for the generic single-band tight-binding system. Finally, we have further compared our exact result for the constant field to

that obtained by the usual perturbation theory framework, and showed that while PT cannot correctly predict the transient regime response across all time, it does correctly perturbatively describe the stationary regime nonetheless. We are hopeful that this results shine some light on the effects of dissipation on driven systems and the validity of perturbation theory for this class of problems.

VI. APPENDIX

A. Even harmonic Vanishing with Adiabatic Switching

Let us consider a one dimensional, nearest-neighbour tight binding system perturbed by an electric field of the form $E(t) = E\Theta(t)\cos(\Omega t + \phi)$ suddenly switched on at $t = 0$, whose exact solution is given by Eq. 13. By performing a perturbative expansion to first order in the electric field to Eq. 13 for zero dissipation, we get that the current is

$$\mathcal{J}(t) = -\frac{2tCe^2}{\hbar^2} \frac{E}{\Omega} \left\{ \frac{1}{2} \sin((\Omega t - t_0 + \phi)) - \sin(\phi) \right\} + O(E^2). \quad (26)$$

The linear contribution to the current displays not only a contribution to the first harmonic, but a contribution to the DC current as well, which is thought to be prohibited in centrossymmetric systems. The other even harmonics will also arise as finite contributions originating from higher odd powers on the electric field. To gauge the effect of adiabatic switching on even harmonics, we will now consider an electric field of the form $E(t) = Ef(t)\cos(\Omega t + \phi)$, where $f(t)$ is the function describing the switching of the electric field. The linear contribution to the current can be written, in Fourier space, as

$$\mathcal{J}(\omega) = \sigma(\omega) E(\omega) + O(E^2), \quad (27)$$

Where $\sigma(\omega) = -\lim_{\eta \rightarrow 0} \frac{eti}{\hbar} C/(\omega + i\eta)$ is the optical conductivity and $E(\omega) = \lim_{\eta \rightarrow 0} \int_{-\infty}^{\infty} E f(t) e^{i\omega t - \eta|t|} \cos(\Omega t + \phi) dt$ and $\mathcal{J}(\omega)$ the Fourier transforms of the electric field and the current, respectively. To simplify calculations, let us change the time frame by setting the electric field to $E(t) = Ef(t - t_0)\cos(\Omega(t - t_0) + \phi)$ and let us assume that at time $t = 0$ the electric field is zero. Through integration by parts, the Fourier transform of the electric field can be written as

$$E(\omega) = -\frac{1}{2} \lim_{\eta \rightarrow 0} \int dt e^{i\omega t - \eta t} \frac{df(t - t_0)}{dt} \times \left(\frac{e^{i(\Omega(t - t_0) + \phi)}}{i(\omega + \Omega) - \eta} + \frac{e^{-i(\Omega(t - t_0) + \phi)}}{i(\omega - \Omega) - \eta} \right) \quad (28)$$

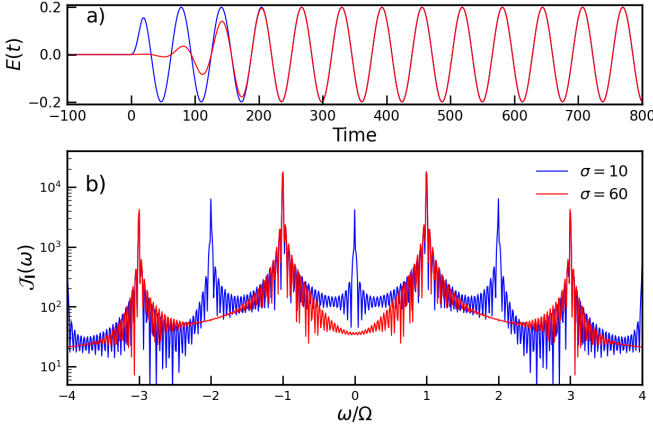


Figure 6. a) Electric field time dependence for $\phi = \pi/2$ for two different switchings with $\sigma = 10$ and $\sigma = 60$ and b) Fourier spectra of the currents generated by those electric fields respectively. We see the emergence of even harmonics if the electric field is turned on faster than a single cycle of the electric field, but they quickly vanish as the electric field is made to turn on slower than a couple cycles.

The first order contribution to the DC current $\mathcal{J}(0)$ is therefore given by

$$\mathcal{J}^{(1)}(0) = \lim_{\eta \rightarrow 0} \frac{te^2 CE}{\hbar^2 (\Omega^2 + \eta^2)} \int dt \frac{df(t-t_0)}{dt} e^{-\eta t} \times \left(\left(\frac{\Omega}{\eta} \sin(\Omega(t-t_0) + \phi) - \cos(\Omega(t-t_0) + \phi) \right) \right) \quad (29)$$

The DC current contribution from the linear term is now written in terms of the derivative of the switching function $f(t)$. For very fast switchings of the electric field, i.e, faster than its period, the integral in Eq. 29 will be dominated by the derivative's peak at instant t_0 and the DC current will have a finite contribution. For slower switchings (larger than its period), df/dt gets broader and the contributions from the oscillating functions in Eq. 29 become more relevant. If sufficient oscillations are included, the integral of these functions start averaging closer to zero as $\frac{df(t-t_0)}{dt}$ becomes broader. Therefore, adiabatic switching destroy direct current. The other even harmonics have an analogous behaviour.

In Fig. 6, we plot the time dependence of two adiabatically switched electric fields with $\phi = \pi/2$ and $f(t) = \frac{1}{2}(\text{erf}((t-t_0)/\sigma) + 1)$, with $\text{erf}(t)$ being the error function, and their respective current's Fourier spectra. It shows that for the fast switching electric field, whose switching has a duration smaller than its period, the even harmonics are present. Conversely, for the slow switching electric field, that switches through a duration of roughly 3 periods, the even harmonics vanish.

B. Perturbation Theory

Here we derive the first order current response for generic crystalline system with dissipation. The Hamiltonian at time t is block diagonal in the Bloch basis through matrices $\bar{H}(\mathbf{k}, \mathbf{A}(t))$ whose dimensions equal the number of internal degrees of freedom of the system. The Hamiltonian is written in terms of this matrices as

$$\hat{H}(t) = \sum_{\mathbf{k}, \sigma, \sigma'} \bar{H}_{\sigma\sigma'}(\mathbf{k}, \mathbf{A}(t)) |\sigma\rangle \langle \sigma'| \otimes |\mathbf{k}\rangle \langle \mathbf{k}|, \quad (30)$$

where σ index the internal degrees of freedom of the system and $\bar{H}_{\sigma\sigma'}(\mathbf{k}, \mathbf{A}(t)) \equiv \langle \sigma | \bar{H}(\mathbf{k}, \mathbf{A}(t)) | \sigma' \rangle$. Moreover, every operator appearing in this derivation will also be block diagonal in \mathbf{k} . To simplify notation, we will from now on work the matrices \bar{H} and their analogs for the other operators whose dependency on \mathbf{k} is implied, knowing that we can obtain the full operator by integrating in \mathbf{k} . We firstly write the Hamiltonian as $\bar{H}(t) = \bar{H}_0 + \hat{V}(t)$, where \bar{H}_0 is the Hamiltonian for the system with no gauge field and $\hat{V}(t)$ contains all of the dependency of said field. We can calculate the current operator as a functional derivative of the Hamiltonian with respect to the gauge potential $\hat{J}_\alpha(t) = -\frac{1}{V} \frac{\partial \bar{H}(t)}{\partial A_\alpha}$. For what follows, we will only require the expansion of this operator up to first order in the gauge potential, which requires the expansion of the Hamiltonian up to second order. Doing so yields:

$$\begin{aligned} \hat{V}(t) &= \sum_\lambda \left\{ \frac{e}{\hbar} v_\alpha^{\lambda\lambda'} A_\alpha(t) + \frac{1}{2} \Delta_{\alpha\beta}^{\lambda\lambda'} A_\alpha(t) A_\beta(t) + \dots \right\} |\lambda\rangle \langle \lambda'|, \\ \hat{J}_\alpha(t) &= \sum_{\lambda\lambda'} \left\{ v_\alpha^{\lambda\lambda'} + \Delta_{\alpha\beta}^{\lambda\lambda'} A_\beta(t) + \dots \right\} |\lambda\rangle \langle \lambda'|, \end{aligned} \quad (31)$$

Where λ indexes the bands of the system and we defined

$$\begin{aligned} v_\alpha^{\lambda\lambda'} &= \sum_{\sigma\sigma'} \frac{\partial \bar{H}_{\sigma\sigma'}}{\partial A_\alpha} \Big|_{\mathbf{A}=\mathbf{A}(t)} \langle \lambda | \sigma \rangle \langle \sigma' | \lambda' \rangle, \\ \Delta_{\alpha\beta}^{\lambda\lambda'} &= \frac{e^2}{\hbar^2} \sum_{\sigma\sigma'} \frac{\partial^2 \bar{H}_{\sigma\sigma'}}{\partial A_\alpha \partial A_\beta} \Big|_{\mathbf{A}=\mathbf{A}(t)} \langle \lambda | \sigma \rangle \langle \sigma' | \lambda' \rangle. \end{aligned} \quad (32)$$

The operators are called the velocity operator and the diamagnetic tensor, respectively. The equation we want to solve, already diagonalized in Bloch basis, is

$$\frac{d\rho(t)}{dt} = -\frac{i}{\hbar} [\bar{H}(t), \rho(t)] - \gamma(\rho(t) - \rho^{\text{eq}}(t)), \quad (33)$$

Where $\rho(t)$, $\bar{H}(t)$ and $\rho^{\text{eq}}(t)$ are matrices of dimensional equal to the number of bands of the system. We assume an expansion of the form $\rho(t) = \rho^{(0)}(t) + \rho^{(1)}(t) + \rho^{(2)}(t) + \dots$ (where $\rho^{(n)}(t) \sim |\mathbf{A}(t)|^n$) is possible. Because $\rho^{\text{eq}}(t)$ also depends on the gauge potential, we need to expand it as $\rho^{\text{eq}}(t) = \rho^{\text{eq},(0)}(t) + \rho^{\text{eq},(1)}(t) \dots$ in order to apply perturbation theory. The orders can be calculated by expanding the Fermi-Dirac function in a Matsubara sum

(see Appendix VIC) and give

$$\begin{aligned}\rho_{\lambda\lambda'}^{\text{eq}(0)}(t) &= f_{\lambda}\delta_{\lambda\lambda'}, \\ \rho_{\lambda\lambda'}^{\text{eq}(1)}(t) &= \begin{cases} \left(\frac{f_{\lambda}-f_{\lambda'}}{\varepsilon_{\lambda}-\varepsilon_{\lambda'}}\right)V_{\lambda\lambda'}(t), & \varepsilon_{\lambda} \neq \varepsilon_{\lambda'}, \\ \frac{df_{\lambda}}{d\varepsilon}V_{\lambda\lambda'}(t), & \varepsilon_{\lambda} = \varepsilon_{\lambda'}. \end{cases}\end{aligned}\quad (34)$$

Where we defined $f_{\lambda} \equiv f(\varepsilon_{\lambda})$ and $\varepsilon_{\lambda} \equiv \varepsilon_{\lambda}(\mathbf{k})$ is the dispersion relation of band λ evaluated at \mathbf{k} . One only needs to isolate the different orders of the gauge potential in Eq. 33 and iteratively solve for each order. Starting with the zeroth order, it is not hard to show that $\rho_{\lambda,\lambda'}^{(0)}(t) = f_{\lambda}\delta_{\lambda\lambda'}$, since the initial condition is $\rho_{\lambda,\lambda'}^{(0)}(0) = \rho_{\lambda,\lambda'}^{\text{eq},(0)} = f_{\lambda}\delta_{\lambda\lambda'}$. Then, after performing the Fourier transform, the first order correction obeys the equation

$$(i\omega + i\omega_{\lambda\lambda'} + \gamma)\rho_{\lambda,\lambda'}^{(1)}(\omega) = \frac{i}{\hbar}[f_{\lambda} - f_{\lambda'}]V_{\lambda\lambda'}(\omega) + \gamma\rho_{\lambda\lambda'}^{\text{eq}(1)}(\omega), \quad (35)$$

Where $\omega_{\lambda\lambda'} = (\varepsilon_{\lambda} - \varepsilon_{\lambda'})/\hbar$. At this point it is convenient to separate the cases where the two considered energies are degenerate or not. Eq. 35 then yields

$$\rho_{\lambda,\lambda'}^{(1)}(\omega) = \begin{cases} \frac{\gamma}{(i\omega + \gamma)} \frac{df_{\lambda}}{d\varepsilon} V_{\lambda\lambda'}(\omega), & \varepsilon_{\lambda} = \varepsilon_{\lambda'}, \\ \left\{ i + \frac{\gamma}{\omega_{\lambda\lambda'}} \right\} \frac{f_{\lambda} - f_{\lambda'}}{\hbar(i\omega + i\omega_{\lambda\lambda'} + \gamma)} V_{\lambda\lambda'}(\omega), & \varepsilon_{\lambda} \neq \varepsilon_{\lambda'}. \end{cases} \quad (36)$$

The first order correction to the current will be

$$\begin{aligned}\langle \mathcal{J}_i^{(1)}(\omega) \rangle &= \text{Tr}[\rho^{(1)}(\omega) v_i] \\ &+ \text{Tr}[\rho^{(0)}(\omega) \Delta_{ij}] A_j(\omega)\end{aligned}\quad (37)$$

The calculation of the first term is straightforward. To calculate the second term, we resort to static perturbation theory to a time-independent gauge potential \mathbf{A} .

We consider that A is a time-independent parameter. The average current for such a system, to first order in A , has a very similar form to the dynamic quantity above:

$$\langle \mathcal{J}_i^A \rangle = \text{Tr}(\rho^{\text{eq}(0)} \Delta_{ij}) A_j + e \text{Tr}(\rho^{\text{eq}(1)} v_i) + \mathcal{O}(\mathbf{A}^2), \quad (38)$$

Where $\rho^{\text{eq}(0)}$ and $\rho^{\text{eq}(1)}$ are the quantities calculated in 49 (but without the time dependence). The second term is, therefore

$$\begin{aligned}\text{Tr}(\rho^{\text{eq}(1)} v_i) &= e \sum_{\{\varepsilon_{\alpha} \neq \varepsilon_{\beta}\}} \left(\frac{f(\varepsilon_{\alpha}) - f(\varepsilon_{\beta})}{\varepsilon_{\alpha} - \varepsilon_{\beta}} \right) v_j^{\alpha\beta} v_i^{\beta\alpha} A_j \\ &+ e \sum_{\{\varepsilon_{\alpha} = \varepsilon_{\beta}\}} \frac{df(\varepsilon_{\alpha})}{d\varepsilon} v_j^{\alpha\beta} v_i^{\beta\alpha} A_j.\end{aligned}\quad (39)$$

Therefore, derivating the equation 38 in order to A_j and setting it to zero gives the expression for the contribution of the diamagnetic term:

$$\begin{aligned}\text{Tr}(\rho^{\text{eq}(0)} \Delta_{ij}) &= \frac{d\langle \mathcal{J}_i^A \rangle}{dA_j} \Big|_{\mathbf{A}=0} - \sum_{\{\varepsilon_{\alpha} = \varepsilon_{\beta}\}} \frac{df(\varepsilon_{\alpha})}{d\varepsilon} v_j^{\alpha\beta} v_i^{\beta\alpha} \\ &- \sum_{\{\varepsilon_{\alpha} \neq \varepsilon_{\beta}\}} \left(\frac{f(\varepsilon_{\alpha}) - f(\varepsilon_{\beta})}{\varepsilon_{\alpha} - \varepsilon_{\beta}} \right) v_j^{\alpha\beta} v_i^{\beta\alpha}.\end{aligned}\quad (40)$$

The term $\frac{d\langle \mathcal{J}_i^A \rangle}{dA_j} \Big|_{\mathbf{A}=0}$ is pertaining to perturbation theory to a static potential \mathbf{A} . A constant, time-independent vector potential generates no electric or magnetic field, therefore adding a constant time-independent gauge potential is no different than changing gauge. For systems displaying gauge invariance, this term is therefore expected to vanish. In the thermodynamic limit where this condition is satisfied, we can write

$$\begin{aligned}\text{Tr}(\rho^{(0)} \Delta_{ij}) &= - \sum_{\{\varepsilon_{\lambda} = \varepsilon_{\lambda'}\}} \frac{df_{\lambda}}{d\varepsilon} v_j^{\lambda\lambda'} v_i^{\lambda'\lambda} \\ &- \sum_{\{\varepsilon_{\lambda} \neq \varepsilon_{\lambda'}\}} \left(\frac{f_{\lambda} - f_{\lambda'}}{\varepsilon_{\lambda} - \varepsilon_{\lambda'}} \right) v_j^{\lambda\lambda'} v_i^{\lambda'\lambda}.\end{aligned}\quad (41)$$

Since $A(\omega) = E(\omega)/(\omega + i0^+)$, the full expression for the first order correction to the current is therefore

$$\begin{aligned}\langle \mathcal{J}_i \rangle(\omega) &= -iE_j(\omega) \int_{FBZ} d\mathbf{k} \left\{ \sum_{\{\varepsilon_{\lambda} = \varepsilon_{\lambda'}\}} \frac{1}{\omega + i\gamma} \frac{df_{\lambda}}{d\varepsilon} v_j^{\lambda\lambda'} v_i^{\lambda'\lambda} \right. \\ &\left. + \frac{e}{\hbar} \sum_{\{\varepsilon_{\lambda} \neq \varepsilon_{\lambda'}\}} \frac{f_{\lambda} - f_{\lambda'}}{\omega_{\lambda\lambda'}(\omega + \omega_{\lambda\lambda'} + i\gamma)} v_j^{\lambda\lambda'} v_i^{\lambda'\lambda} \right\}.\end{aligned}\quad (42)$$

The first term is coined the Drude term and the second describes interband dynamics.

C. Matsubara Calculation for ρ^{eq}

$$\rho^{\text{eq}}(t) = f(H_0 + V(t)) \quad (43)$$

To calculate this quantity to first order in $\mathbf{A}(t)$, we may use the Matsubara sum. To do so, we consider that at each time t we have a time-independent Hamiltonian. The Fermi-Dirac distribution can be written as

$$f(\varepsilon) = \frac{1}{\beta} \sum_{i\omega_n} \frac{1}{i\omega_n - \varepsilon} \quad (44)$$

Where $\omega_n = \frac{2\pi}{\beta}(n + 1/2)$ are the fermionic Matsubara frequencies that correspond to the simple poles of the Fermi-Dirac distribution $f(i\omega_n + z) = \frac{1}{e^{\beta i\omega_n} e^{\beta z} + 1} = \frac{1}{-e^{\beta z} + 1} \simeq -\frac{1}{\beta z}$. We may extend it to be a function of the

Hamiltonian and approximate it to first order in $V(t)$:

$$f(H) = \frac{1}{\beta} \sum_{i\omega_n} G_0(i\omega_n) \{1 + V(t) G_0(i\omega_n)\} + O(V(t)^2) \quad (45)$$

Where $G_0(i\omega_n) \equiv (i\omega_n - H_0)^{-1}$ is the Green function of the free system evaluated at $i\omega_n$. Therefore, we have the zeroth and first terms of the Fermi-Dirac distribution which can be written in the eigenbasis of H_0 as

$$\begin{aligned} \rho_{\alpha\beta}^{\text{eq}(0)}(t) &= \frac{1}{\beta} \sum_{i\omega_n} \frac{1}{i\omega_n - \varepsilon_\alpha} \delta_{\alpha\beta}, \\ \rho_{\alpha\beta}^{\text{eq}(1)}(t) &= \frac{1}{\beta} V_{\alpha\beta}(t) \sum_{i\omega_n} \frac{1}{i\omega_n - \varepsilon_\alpha} \frac{1}{i\omega_n - \varepsilon_\beta}. \end{aligned} \quad (46)$$

Because ω_n are the poles of the Fermi-Dirac distribution, we can write each term in the sum of Eq. 46 as a closed path integral around the pole

$$2\pi i \frac{1}{i\omega_n - \varepsilon_\alpha} \frac{1}{i\omega_n - \varepsilon_\beta} = -\beta \oint_{\gamma_n} dz f(z) \frac{1}{z - \varepsilon_\alpha} \frac{1}{z - \varepsilon_\beta}, \quad (47)$$

Where γ_n denotes the path around the pole $i\omega_n$. Notice the integrand has singularities coming from the Fermi-Dirac distribution and from the term $\frac{1}{z - \varepsilon_\alpha} \frac{1}{z - \varepsilon_\beta}$. Since the integrand goes to zero for $|z| \rightarrow +\infty$, we may say

that the total sum of all residues is zero. This means that the sum in the poles of the Fermi-Dirac distribution equals the sum of the residues of the singularities coming from $\frac{1}{z - \varepsilon_\alpha} \frac{1}{z - \varepsilon_\beta}$. This allows us to write

$$\rho_{\alpha\beta}^{\text{eq}(1)}(t) = \frac{V_{\alpha\beta}(t)}{2\pi i} \left(\oint_{\gamma_\alpha} + \oint_{\gamma_\beta} \right) dz f(z) \frac{1}{z - \varepsilon_\alpha} \frac{1}{z - \varepsilon_\beta}, \quad (48)$$

Which gives

$$\rho_{\alpha\beta}^{\text{eq}(1)}(t) = \begin{cases} \left(\frac{f(\varepsilon_\alpha) - f(\varepsilon_\beta)}{\varepsilon_\alpha - \varepsilon_\beta} \right) V_{\alpha\beta}(t), & \varepsilon_\alpha \neq \varepsilon_\beta, \\ \frac{df(\varepsilon_\alpha)}{d\varepsilon} V_{\alpha\beta}(t), & \varepsilon_\alpha = \varepsilon_\beta. \end{cases} \quad (49)$$

VII. ACKNOWLEDGEMENTS

This work was supported by Fundação para a Ciência e a Tecnologia (FCT, Portugal) in the framework of the Strategic Funding UID/04650 - Centro de Física das Universidades do Minho e do Porto. Further support from Fundação para a Ciência e a Tecnologia (FCT, Portugal) through Projects No. POCI-01-0145-FEDER028887 (J.M.V.P.L.), No. EXPL/FISMAC/0953/2021 (B.A. and J.M.A.P.), and Grants. No. 2023.02155.BD (J.M.A.P.), and No. CEECIND/02936/2017 (B.A.) is acknowledged.

-
- [1] X. Zhang, J. Shao, C. Yan, R. Qin, Z. Lu, H. Geng, T. Xu, and L. Ju, *Materials & Design* **200**, 109452 (2021).
 - [2] D. Strickland and G. Mourou, *Optics Communications* **56**, 219 (1985).
 - [3] H. Aoki, N. Tsuji, M. Eckstein, M. Kollar, T. Oka, and P. Werner, *Reviews of Modern Physics* **86**, 779 (2014).
 - [4] T. Oka and S. Kitamura, *Annual Review of Condensed Matter Physics* **10**, 387 (2019).
 - [5] A. Eckardt, *Reviews of Modern Physics* **89**, 011004 (2017).
 - [6] D. N. Basov, R. D. Averitt, and D. Hsieh, *Nature Materials* **16**, 1077 (2017).
 - [7] A. De La Torre, D. M. Kennes, M. Claassen, S. Gerber, J. W. McIver, and M. A. Sentef, *Reviews of Modern Physics* **93**, 041002 (2021).
 - [8] T. Morimoto, S. Kitamura, and N. Nagaosa, *Journal of the Physical Society of Japan* **92**, 072001 (2023).
 - [9] R. E. F. Silva, F. Martan, and M. Ivanov, *Physical Review B* **100**, 195201 (2019), publisher: American Physical Society.
 - [10] J. Mund, D. Fruhlich, D. R. Yakovlev, and M. Bayer, *Physical Review B* **98**, 085203 (2018).
 - [11] N. Kumar, J. Kumar, C. Gerstenkorn, R. Wang, H.-Y. Chiu, A. L. Smirl, and H. Zhao, *Physical Review B* **87**, 121406 (2013).
 - [12] S. Ghimire and D. A. Reis, *Nature Physics* **15**, 10 (2019).
 - [13] U. Weiss, *Quantum Dissipative Systems*, 4th ed. (WORLD SCIENTIFIC, 2012).
 - [14] A. Barreiro, M. Lazzeri, J. Moser, F. Mauri, and A. Bachtold, *Physical Review Letters* **103**, 076601 (2009).
 - [15] N. Vandecasteele, A. Barreiro, M. Lazzeri, A. Bachtold, and F. Mauri, *Physical Review B* **82**, 045416 (2010).
 - [16] T. Fang, A. Konar, H. Xing, and D. Jena, *Physical Review B* **84**, 125450 (2011).
 - [17] J. Li and J. E. Han, *Physical Review B* **97**, 205412 (2018).
 - [18] S. Okamoto, *Physical Review B* **76**, 035105 (2007).
 - [19] N. Sugimoto, S. Onoda, and N. Nagaosa, *Physical Review B* **78**, 155104 (2008).
 - [20] F. Heidrich-Meisner, I. Gonzalez, K. A. Al-Hassanieh, A. E. Feiguin, M. J. Rozenberg, and E. Dagotto, *Physical Review B* **82**, 205110 (2010).
 - [21] T. Ikeda, K. Chinzei, and M. Sato, *SciPost Physics Core* **4**, 033 (2021).
 - [22] L. V. Keldysh, in *Selected Papers of Leonid V Keldysh* (WORLD SCIENTIFIC, 2023) pp. 47–55.
 - [23] A. Blandin, A. Nourtier, and D. Hone, *Journal de Physique* **37**, 369 (1976).
 - [24] A.-P. Jauho, N. S. Wingreen, and Y. Meir, *Physical Review B* **50**, 5528 (1994).
 - [25] S. Onoda, N. Sugimoto, and N. Nagaosa, *Progress of Theoretical Physics* **116**, 61 (2006).
 - [26] J. E. Han, J. Li, C. Aron, and G. Kotliar, *Physical Review B* **98**, 035145 (2018).
 - [27] N. Tsuji, T. Oka, and H. Aoki, *Physical Review B* **78**, 235124 (2008).
 - [28] H.-P. Breuer and F. Petruccione, *The theory of open quantum systems* (Oxford University Press, Oxford ; New York, 2002) oCLC: ocm49872077.
 - [29] R. Alicki and K. Lendi, *Quantum dynamical semi-groups and applications*, Lecture notes in physics No. 717

- (Springer-Verlag, Berlin ; New York, 2007).
- [30] S. A. Sato and A. Rubio, *New Journal of Physics* **23**, 063047 (2021).
 - [31] S. A. Sato, P. Tang, M. A. Sentef, U. D. Giovannini, H. H  bener, and A. Rubio, *New Journal of Physics* **21**, 093005 (2019).
 - [32] M. Nuske, L. Broers, B. Schulte, G. Jotzu, S. A. Sato, A. Cavalleri, A. Rubio, J. W. McIver, and L. Mathey, *Physical Review Research* **2**, 043408 (2020).
 - [33] R. W. Boyd, *Nonlinear optics*, 3rd ed. (Academic Press, Burlington, MA, 2008).
 - [34] M. Yamada, in *Theory of Semiconductor Lasers*, Vol. 185 (Springer Japan, Tokyo, 2014) pp. 65–79, series Title: Springer Series in Optical Sciences.
 - [35] N. M. R. Peres, Y. V. Bludov, J. E. Santos, A.-P. Jauho, and M. I. Vasilevskiy, *Physical Review B* **90**, 125425 (2014).
 - [36] S. A. Mikhailov, *Europhysics Letters (EPL)* **79**, 27002 (2007).
 - [37] D. J. Passos, G. B. Ventura, J. M. V. P. Lopes, J. M. B. L. d. Santos, and N. M. R. Peres, *Physical Review B* **97**, 235446 (2018), publisher: American Physical Society.
 - [38] D. J. Passos, G. B. Ventura, J. M. B. L. d. Santos, and J. M. V. P. Lopes, *Journal of Physics: Condensed Matter* **33**, 465701 (2021), arXiv:2102.07629 [cond-mat, physics:physics].
 - [39] G. B. Ventura, D. J. Passos, J. M. B. Lopes Dos Santos, J. M. Viana Parente Lopes, and N. M. R. Peres, *Physical Review B* **96**, 035431 (2017).
 - [40] J. E. Sipe and E. Ghahramani, *Physical Review B* **48**, 11705 (1993).
 - [41] J. E. Sipe and A. I. Shkrebtii, *Physical Review B* **61**, 5337 (2000), publisher: American Physical Society.
 - [42] I. Terada, S. Kitamura, H. Watanabe, and H. Ikeda, *Physical Review B* **109**, L180302 (2024).
 - [43] G. B. Ventura, D. J. Passos, J. M. V. P. Lopes, and J. M. B. L. d. Santos, *Second order divergence in the third order DC response of a cold semiconductor* (2020), arXiv:2004.01919 [cond-mat].
 - [44] I. Sodemann and L. Fu, *Physical Review Letters* **115**, 216806 (2015).
 - [45] C.-K. Chan, N. H. Lindner, G. Refael, and P. A. Lee, *Physical Review B* **95**, 041104 (2017).
 - [46] F. de Juan, A. G. Grushin, T. Morimoto, and J. E. Moore, *Nature Communications* **8**, 15995 (2017), publisher: Nature Publishing Group.
 - [47] J. L. Cheng, J. E. Sipe, S. W. Wu, and C. Guo, *APL Photonics* **4**, 034201 (2019).
 - [48] B. M. Fregoso, R. A. Muniz, and J. Sipe, *Physical Review Letters* **121**, 176604 (2018), publisher: American Physical Society.
 - [49] O. Matsyshyn, F. Piazza, R. Moessner, and I. Sodemann, *Physical Review Letters* **127**, 126604 (2021), publisher: American Physical Society.
 - [50] J. E. Han, *Physical Review B* **87**, 085119 (2013).
 - [51] A. R. Kolovsky, *Physical Review A* **77**, 063604 (2008).
 - [52] C. Minot, *Physical Review B* **70**, 161309 (2004).
 - [53] J. L. Cheng, N. Vermeulen, and J. E. Sipe, *Physical Review B* **91**, 235320 (2015), publisher: American Physical Society.
 - [54] H. Haug and S. W. Koch, *Quantum Theory of the Optical and Electronic Properties of Semiconductors*, 5th ed. (WORLD SCIENTIFIC, 2009).
 - [55] E. Malic, T. Winzer, E. Bobkin, and A. Knorr, *Physical Review B* **84**, 205406 (2011).
 - [56] H. Haug and A.-P. Jauho, *Quantum kinetics in transport and optics of semiconductors*, 2nd ed., Springer series in solid-state sciences No. 123 (Springer, Berlin ; New York, 2008) oCLC: ocn176628667.
 - [57] S. Ghimire, A. D. DiChiara, E. Sistrunk, P. Agostini, L. F. DiMauro, and D. A. Reis, *Nature Physics* **7**, 138 (2011), publisher: Nature Publishing Group.
 - [58] L. Esaki and R. Tsu, *IBM Journal of Research and Development* **14**, 61 (1970).
 - [59] J. M. A. Pinho, J. P. S. Pires, S. M. Jo  o, B. Amorim, and J. M. V. P. Lopes, *Physical Review B* **108**, 075402 (2023), publisher: American Physical Society.
 - [60] F. Bloch, *Z. Physik* **52**, 555 (1929).
 - [61] C. Zener, *Proceedings of the Royal Society A* **145**, 523 (1934).
 - [62] M. Abramowitz and I. A. Stegun, *Handbook of Mathematical Functions with Formulas, Graphs, and Mathematical Tables* (U.S. Government Printing Office, 1964) tex.googlebooks: EMIWTKQXSZUC.
 - [63] G. G. Brown,   . Jim  nez-Gal  n, R. E. F. Silva, and M. Ivanov, *Physical Review Research* **6**, 043005 (2024).