

TaoSR-SHE: Stepwise Hybrid Examination Reinforcement Learning Framework for E-commerce Search Relevance

Pengkun Jiao*
pkjiao23@m.fudan.edu.cn
Fudan University
Shanghai, China

Yiming Jin*[†]
enxian@alibaba-inc.com
Taobao & Tmall Group of Alibaba
Hangzhou, China

Jianhui Yang
yangjh23@mails.tsinghua.edu.cn
Tsinghua University
Beijing, China

Chenhe Dong
dongchenhe.dch@alibaba-inc.com
Taobao & Tmall Group of Alibaba
Hangzhou, China

Zerui Huang
huangzerui.hzr@taobao.com
Taobao & Tmall Group of Alibaba
Hangzhou, China

Shaowei Yao
yaoshaowei@taobao.com
Taobao & Tmall Group of Alibaba
Hangzhou, China

Xiaojiang Zhou
zxjbupt@163.com
Taobao & Tmall Group of Alibaba
Beijing, China

Dan Ou
oudan.od@taobao.com
Taobao & Tmall Group of Alibaba
Hangzhou, China

Haihong Tang
piaoxue@taobao.com
Taobao & Tmall Group of Alibaba
Hangzhou, China

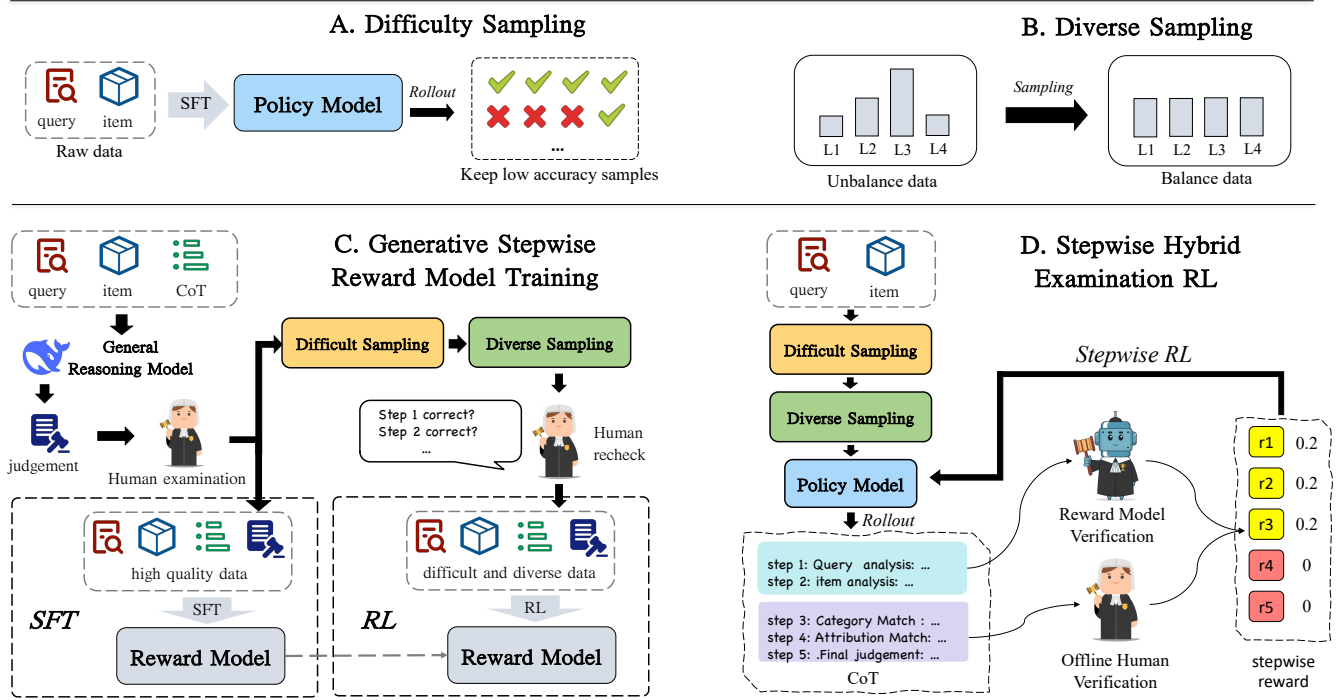


Figure 1: TaoSR-SHE integrates several key techniques for advanced reinforcement learning, including: (A) difficulty sampling, (B) diverse sampling, (C) generative stepwise reward training, and (D) stepwise hybrid examination in reinforcement learning.

Abstract

Query-product relevance analysis is a foundational technology in e-commerce search engines and has become increasingly important in AI-driven e-commerce. The recent emergence of large language models (LLMs), particularly their chain-of-thought (CoT) reasoning

capabilities, offers promising opportunities for developing relevance systems that are both more interpretable and more robust. However, existing training paradigms have notable limitations: SFT and DPO suffer from poor generalization on long-tail queries and from a lack of fine-grained, stepwise supervision to enforce rule-aligned reasoning. In contrast, reinforcement learning with verification rewards (RLVR) suffers from sparse feedback, which provides insufficient signal to correct erroneous intermediate steps,

*Equal contribution.

[†]Corresponding author.

thereby undermining logical consistency and limiting performance in complex inference scenarios.

To address these challenges, we introduce the **Stepwise Hybrid Examination Reinforcement Learning** framework for **Taobao Search Relevance (TaoSR-SHE)**. At its core is Stepwise Reward Policy Optimization (SRPO), a reinforcement learning algorithm that leverages step-level rewards generated by a hybrid of a high-quality generative stepwise reward model and a human-annotated offline verifier, prioritizing learning from critical correct and incorrect reasoning steps. TaoSR-SHE further incorporates two key techniques: diversified data filtering to encourage exploration across varied reasoning paths and mitigate policy entropy collapse, and multi-stage curriculum learning to foster progressive capability growth. Extensive experiments on real-world search benchmarks show that TaoSR-SHE improves both reasoning quality and relevance-prediction accuracy in large-scale e-commerce settings, outperforming SFT, DPO, GRPO, and other baselines, while also enhancing interpretability and robustness.

CCS Concepts

• **Information systems** → **Language models**.

Keywords

E-commerce Search, Stepwise Verification, Reward Model, RLVR, Curriculum Learning, Data Diversity

1 Introduction

E-commerce search relevance [5, 8, 23], the task of evaluating the semantic correspondence between a user’s query and a product, is a cornerstone technology for huge platforms like Taobao and Amazon. Its foundational role has become even more critical with the widespread integration of generative AI [1, 4] and conversational interfaces in modern e-commerce search.

Traditionally, search relevance has been framed as a classification problem. However, such discriminative models are often criticized for their “black-box” nature, offering limited insight into their decision-making process. The advent of Large Language Models (LLMs) [1, 22] has introduced a new paradigm: leveraging their capacity for explicit, step-by-step reasoning via methods like Chain-of-Thought (CoT) to perform relevance judgments. This approach promises a more transparent and auditable foundation for e-commerce search.

Despite this promise, effectively training these models for search relevance presents significant challenges. Prevailing methods like Supervised Fine-Tuning (SFT) and Direct Preference Optimization (DPO) [12] often lead to models that overfit the training data, exhibiting poor generalization on complex or out-of-distribution queries. Meanwhile, Reinforcement Learning with Verifiable Rewards (RLVR) [15] is constrained by sparse rewards, where feedback is delivered only upon the correctness of the final output. This inefficient credit assignment forces the model to navigate a vast search space with minimal guidance, often hindering effective learning and promoting reward hacking [17].

To address these limitations, we propose **TaoSR-SHE**: a Stepwise Hybrid Examination Reinforcement Learning Framework for E-commerce Search Relevance. Our framework makes the following key contributions:

- We design a data-centric training strategy that enhances efficiency. By constructing a highly diverse dataset and employing **offline rejection sampling**, we filter out uninformative training instances (where all reasoning paths are uniformly correct or incorrect) to accelerate convergence.
- We implement a dynamic training paradigm that combines **hard-sample mining** with **curriculum learning**. This allows the training curriculum to adapt to the model’s evolving capabilities, progressively focusing on more challenging samples to systematically improve its reasoning prowess.
- We introduce a **Stepwise Hybrid Reward** mechanism that provides dense, step-specific feedback by combining scores from a trained generative stepwise reward model with verifiable ground-truth signals. This is coupled with a **Stepwise Reward Policy Optimization (SRPO)** that properly assigns credit to each reasoning step, mitigating the sparse reward problem.

Extensive offline and online evaluations on e-commerce search-relevance datasets demonstrate the effectiveness of TaoSR-SHE and advance the reasoning capabilities of LLMs.

2 Related Works

2.1 Search Relevance

Relevance modeling is a core task in information retrieval (IR), aiming to capture the semantic relationship between queries and items. The field has evolved over decades. Early approaches, such as BM25 [13] and TF-IDF [16], relied on manually engineered features to estimate relevance. While effective in early IR systems, these feature-based methods suffered from poor cross-domain generalization and required substantial human effort for feature design.

Subsequently, the advent of deep learning brought representation-based models [6], which encode queries and items into dense vectors and compute their semantic similarity. These methods eased the burden of manual feature engineering, but their limited access to broad world knowledge hindered performance on complex or nuanced cases. The introduction of BERT [4] and the Transformer architecture [19] marked a major paradigm shift: relevance modeling via fine-tuned pre-trained language models [1, 4]. This approach captures richer semantic relationships, unifies task formulation, and enables end-to-end optimization with minimal feature engineering. More recently, decoder-only large language models (LLMs) have demonstrated exceptional capabilities in both natural language understanding and generation, blurring the line between upstream and downstream NLP tasks. This has led to LLM-based relevance modeling frameworks — such as LREF [18], ProRBP [2], and the method by Mehrdad et al. [11] — which employ techniques like supervised fine-tuning (SFT) and direct preference optimization (DPO) [9, 12] to equip LLMs with relevance modeling capabilities. However, most existing LLM-based approaches still follow a discriminative optimization paradigm, or else distill LLM knowledge into smaller BERT-style models for deployment. As a result, significant challenges remain in handling difficult search queries —

especially those involving deep semantic understanding or multi-step reasoning — in real-world online search engines.

2.2 Reasoning-Enhanced Post Training

Reasoning-enhanced post training aims to strengthen models, particularly LLMs, in logical inference and multi-step reasoning, improving performance on tasks involving complex logic, knowledge integration, or long-horizon reasoning. Early approaches relied on supervised learning [7], training on inputs and ground-truth answers. While effective on small reasoning datasets, these methods generalized poorly and struggled in open- and cross-domain scenarios. The emergence of large-scale pre-trained language models enabled chain-of-thought (CoT) [21], which guides models to explicitly generate intermediate reasoning steps and decompose complex problems. Subsequently, Tree-of-Thought (ToT) [24] and Bootstrapped Thought [26] approaches emerged to further enhance reasoning steps.

Nevertheless, these methods still lack strong alignment with human preferences. To address this, Reinforcement Learning approaches such as Reinforcement Learning from Human Feedback (RLHF) [3] have been introduced. RLHF typically optimizes LLMs with reward signals that reflect not only answer correctness but also the rationality and interpretability of reasoning steps, reducing logical leaps and hallucinations. Policy optimization algorithms such as Proximal Policy Optimization (PPO) [14] are widely adopted for stability and efficiency, while variants like Grouped Rollout Policy Optimization (GRPO) [15] improve sample efficiency via grouped rollouts and variance reduction. On the other hand, methods such as DPO [12] and Rejection Sampling Fine-tuning [10] have been proposed to bypass explicit reward modeling, directly optimizing from preference data and achieving greater stability and data efficiency. In parallel, process supervision techniques [9] have emerged, optimizing not only final answers but also intermediate reasoning paths, further enhancing generalization across tasks.

3 Preliminary

3.1 LLM-based E-commerce Relevance Analysis

To address the "black box" nature of traditional discriminative models in e-commerce search relevance, we reframe the task as an interpretable generative process. Our model, denoted as π_θ , is trained to generate not only a final relevance label c but also an explicit chain of reasoning y . This approach deconstructs the relevance judgment into verifiable intermediate steps, making the model's decision-making process transparent and auditable.

3.2 Reinforcement Learning with Verifiable Rewards (RLVR)

Reinforcement Learning with Verifiable Rewards (RLVR) refers to a reinforcement learning paradigm in which the reward signal is derived from outcomes that can be independently validated by an external system or mechanism. Normally a verification function \mathcal{V} that assesses whether a given reward is consistent with the task's specifications.

Formally, for a history or trajectory prefix \mathcal{H} , the verification function $\mathcal{V} : \mathcal{H} \times \mathbb{R} \rightarrow \{0, 1\}$ determines if a reward is valid. The

learning objective is therefore to maximize the expected sum of *verified* rewards:

$$\max_{\pi} \mathbb{E}_{\pi} \left[\sum_{t=0}^{\infty} \gamma^t r_t \cdot \mathcal{V}(h_t, r_t) \right], \quad (1)$$

where only rewards that pass verification contribute to the agent's return.

3.2.1 GRPO. Group Relative Policy Optimization (GRPO) [15] is one of the RLVR algorithms. Similar to PPO [14], GRPO updates the policy using a clipped surrogate objective. Its key innovation is the use of *grouped rollouts*: for a given input, the policy samples G reasoning trajectories and computes a *relative advantage* for each one based on normalized rewards within the group. This allows the policy to more effectively learn from correct reasoning paths.

The GRPO loss objective is:

$$\mathcal{L}_{\text{GRPO}}(\theta) = -\frac{1}{G} \sum_{i=1}^G \frac{1}{|o_i|} \sum_{t=1}^{|o_i|} \left[\min \left(\rho_{i,t}(\theta) \hat{A}_i, \text{clip}(\rho_{i,t}(\theta), 1 - \epsilon, 1 + \epsilon) \hat{A}_i \right) - \beta D_{\text{KL}}[\pi_{\theta} \parallel \pi_{\text{ref}}] \right] \quad (2)$$

where $\rho_{i,t}(\theta)$ is the importance sampling ratio between the current and old policies, as defined in PPO [14]:

$$\rho_{i,t}(\theta) = \frac{\pi_{\theta}(o_{i,t} \mid q_i, o_{i,<t})}{\pi_{\theta_{\text{old}}}(o_{i,t} \mid q_i, o_{i,<t})} \quad (3)$$

In GRPO, \hat{A}_i is a static, sequence-level advantage, normalized across the group of G rollouts:

$$\hat{A}_i = \frac{R_i - \text{mean}(\{R_j\}_{j=1}^G)}{\text{std}(\{R_j\}_{j=1}^G) + \delta} \quad (4)$$

where R_i is the total reward for trajectory o_i . This normalization centers and scales the advantage values, promoting relative preference learning and stabilizing the training process.

4 TaoSR-SHE: A Stepwise Hybrid Examination RL Framework

In this section, we introduce the Stepwise Hybrid Examination RL Framework (TaoSR-SHE). We detail its core components: data selection strategies (Section 4.1), the training paradigm (Section 4.2), and the model architecture and reward design (Section 4.3).

4.1 Data Selection

4.1.1 Offline Rejection Sampling. Rollout-based methods like GRPO rely on reward variance within a group of trajectories to generate a meaningful training signal. If all trajectories for a given input are uniformly correct or incorrect, the relative advantage collapses to zero. To enhance training efficiency, we employ an **offline rejection sampling** strategy. This involves filtering the training set to discard samples for which the initial policy consistently generates either entirely correct or entirely incorrect reasoning paths, thereby concentrating resources on the most informative samples.

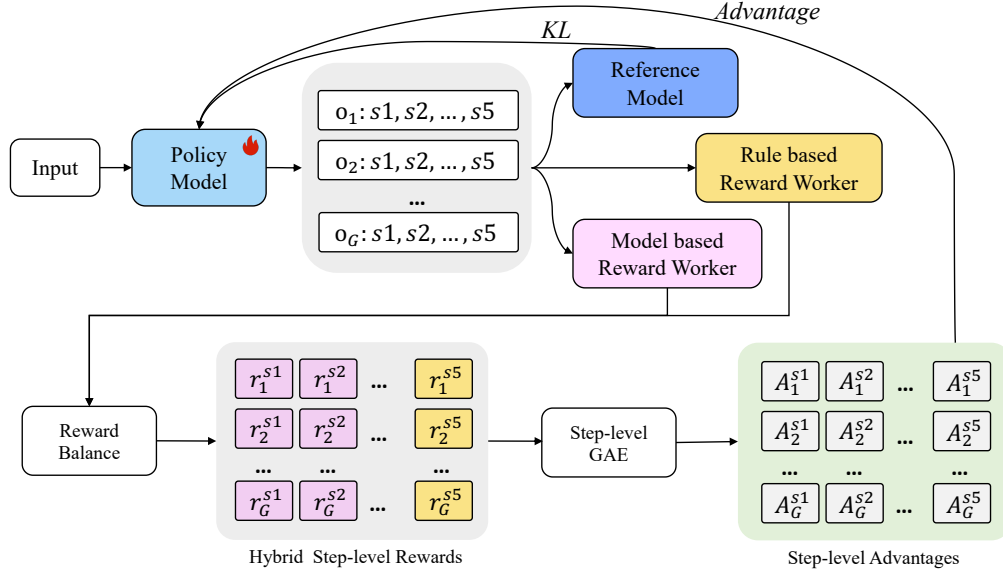


Figure 2: Illustration of our proposed Hybrid Stepwise RL pipeline. Each key step is extracted from the policy-model rollout, and both a generative stepwise reward model and offline human verification are employed to obtain step-level rewards. These rewards are then used to estimate step-level advantages to guide reinforcement learning.

4.1.2 Data Diversity. In RL, a strong correlation between high-probability actions and high rewards can lead to policy degeneration, where the output distribution collapses to a few patterns [25]. To mitigate this, we construct a highly diverse training dataset spanning multiple dimensions, such as industry domains, query types, and relevance grades. This encourages the model to explore a wider range of reasoning strategies and helps prevent policy collapse, promoting generalization.

4.2 Training Paradigm

4.2.1 Dynamic Difficulty Sampling. Building upon offline rejection sampling, we introduce a **dynamic difficulty sampling** mechanism. This method dynamically adjusts the sample selection criteria throughout training. As the policy improves, the definition of a "challenging" sample evolves, enabling the training curriculum to automatically concentrate on the most salient data for the policy's current developmental stage.

4.2.2 Curriculum Learning. Our empirical results show that a progressive, multi-stage RL process is more effective than a monolithic approach. We adopt a **curriculum learning** strategy, where task complexity is gradually increased. This helps mitigate conflicts between different optimization objectives. For example, training may begin with a dataset balanced by query intent, followed by a fine-tuning phase on a dataset balanced by difficulty. Detailed results are presented in Section 5.4.3.

4.3 Model and Reward Design

Conventional approaches to e-commerce search relevance often frame the task as a discriminative problem. Such models typically function as black boxes, limiting their interpretability. To enhance

transparency and guide the internal reasoning process, we adopt a Chain-of-Thought (CoT) methodology. Given a query and an item, the model generates a step-by-step analysis, culminating in a final relevance grade. We formulate the relevance assessment task as a sequential reasoning process composed of five distinct steps:

- (i) Query Interpretation (S_1),
- (ii) Item Interpretation (S_2),
- (iii) Category Relevance Evaluation (S_3),
- (iv) Attribute Relevance Evaluation (S_4), and
- (v) Final Ranking Determination (S_5).

Experimental evidence indicates that, when coupled with appropriate techniques, the CoT methodology not only enhances interpretability but can also improve overall performance.

4.3.1 Generative Stepwise Reward Model Training. Our multi-step reasoning process includes stages for which ground-truth labels are not readily available (e.g., query interpretation and item interpretation). To provide a reward signal for these indeterminate steps with open-ended responses, we train a generative stepwise reward model, denoted as R_ϕ .

As illustrated in Figure 1(A), the training of our reward model proceeds in two stages. First, we perform Supervised Fine-Tuning (SFT). A large corpus of Chains-of-Thought (CoTs) are generated by the policy model, and human annotators provide quality judgments for each reasoning step. This yields a dataset of (query, item, CoT, judgment) tuples, which is used to establish a strong baseline for reward modeling. To further enhance its generalization and ability to handle difficult cases, we then refine the reward model using GRPO. For this stage, we employ difficulty-aware and diversity-aware sampling to generate a subset of challenging examples. Crucially, to ensure high-fidelity labels, these machine-generated samples then

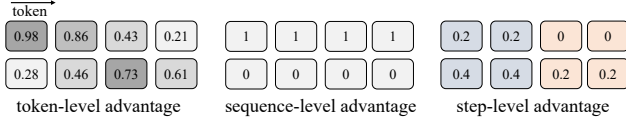


Figure 3: Unlike PPO, which uses token-level advantages, and GRPO, which uses sequence-level advantages, our SRPO estimates step-level advantages.

undergo meticulous human verification. The resulting high-quality, curated dataset of hard examples is subsequently used to continue training the reward model with GRPO.

Remark 1. In our experiments, rewards are generated only for the first two reasoning steps, whereas Steps 3 and 4 use human-annotated labels to achieve higher accuracy. However, obtaining large quantities of such step-level annotations in every iteration is costly. In these cases, a reward-only approach serves as a practical alternative and can still deliver competitive performance (see Section 5.4.1 for details).

Remark 2. Leveraging the discriminative ability of the reward model, we use it to select valuable examples, as detailed in Section 5.5.

4.3.2 Stepwise Hybrid Reward. Each step S_j in the reasoning chain produces an intermediate conclusion that can be individually verified, allowing for a step-specific reward signal. The verifiability of these steps is heterogeneous. For structured tasks like category (S_3) and attribute (S_4) matching, reliable ground truth can be pre-computed. In contrast, for open-ended semantic tasks like query (S_1) and item (S_2) interpretation, defining correctness *a priori* is infeasible.

To address this, we introduce a **Stepwise Hybrid Reward** scheme. Let $o_i \in \mathcal{O}$ be the i -th model-generated sequence for a given query $q \in \mathcal{Q}$ and item $p \in \mathcal{I}$. For any step S_j , let $\pi_{S_j} : \mathcal{O} \rightarrow \mathcal{Y}_j$ be a deterministic *parsing operator* that extracts the predicted output $\hat{y}_j = \pi_{S_j}(o_i)$ for that step from the full sequence. The stepwise rewards $\{r_i^{S_j}\}$ are defined as:

$$r_i^{S_j} = \begin{cases} R_\phi(q, p, \pi_{S_j}(o_i)) & \text{if } j \in \{1, 2\} \\ \mathbb{I}[\pi_{S_j}(o_i) = gt_j] & \text{if } j \in \{3, 4\} \end{cases} \quad (5)$$

where $\mathbb{I}[\cdot]$ is the indicator function. The reward for the final step, S_5 , can be independently defined based on the correctness of the final relevance grade. The total reward for a trajectory is the sum of its step rewards: $R_i = \sum_{j=1}^J r_i^{S_j}$.

4.3.3 SRPO: Stepwise Reward Policy Optimization. In PPO [14], token-level advantages are typically used; however, obtaining token-level advantages requires estimating $V(s_t)$, which can be challenging to train and computationally expensive. By contrast, GRPO [15] assigns a single scalar reward at the sequence level and propagates it uniformly to all tokens. This is suboptimal for multi-step reasoning: correct intermediate steps may be unfairly penalized if the final outcome is incorrect, and erroneous steps may be reinforced if the final outcome is correct by chance. Consequently, credit assignment becomes noisy, and reward hacking becomes more likely.

Algorithm 1 SRPO: RL with Stepwise Hybrid Reward

Require: Policy model π_θ , reward model R_ϕ

Require: Ground truth $\{gt_3, gt_4\}$, dataset \mathcal{D}

Require: Discount factor γ

Ensure: Optimized policy parameters θ

```

1: while not converged do
2:   Select minibatch  $B \subset \mathcal{D}$  via dynamic difficulty sampling
3:   for all  $(q, p) \in B$  do
4:     Generate  $G$  rollouts  $\{o_i\}_{i=1}^G$  from  $\pi_{\theta_{\text{old}}}$ 
5:     for all rollout  $o_i$  in  $\{o_i\}_{i=1}^G$  do
6:       for  $j = 1$  to  $J$  do ▷ Calculate step rewards
7:          $\hat{y}_{i,j} \leftarrow \pi_{S_j}(o_i)$ 
8:          $r_i^{S_j} \leftarrow \text{GetReward}(S_j, \hat{y}_{i,j}, q, p, R_\phi, gt_j)$  (Eq. 5)
9:       end for
10:      for  $t = 1$  to  $|o_i|$  do ▷ Compute step-level advantage
11:        Let  $S_j$  be the step corresponding to token  $o_{i,t}$ 
12:         $A_i(t) \leftarrow \sum_{k=j}^J (\gamma)^{k-j} r_i^{S_k}$ 
13:      end for
14:    end for
15:  end for
16:  Update  $\pi_\theta$  using the SRPO loss from Eq. 6 with  $\{A_i(t)\}$ 
17: end while
18: return  $\pi_\theta$ 

```

To mitigate this, we introduce Stepwise Reward Policy Optimization (SRPO), which enhances the GRPO framework by integrating step-level rewards directly into the advantage estimation. See Figure 3 for the contrast between PPO, GRPO, and SRPO, and Figure 2 for the overall SRPO pipeline. Unlike token-level or sequence-level advantages, SRPO computes a step-level advantage $A_i(t)$ for token i at position t that belongs to reasoning step S_j . This advantage is the discounted sum of rewards from the current and subsequent steps:

$$A_i(t) = \sum_{k=j}^J (\gamma)^{k-j} r_i^{S_k},$$

where J is the total number of reasoning steps, t is the token index, i is the rollout sequence index, and γ is the discount factor. The term $r_i^{S_k}$ denotes the reward for step S_k of sequence i . For a token in step S_j in sequence i , this formulation captures its cumulative stepwise advantage over all remaining reasoning steps.

This refined, time-dependent advantage $A_i(t)$ replaces the static advantage \hat{A}_i in the GRPO objective. The final SRPO loss is:

$$\mathcal{L}_{\text{SRPO}}(\theta) = -\frac{1}{G} \sum_{i=1}^G \frac{1}{|o_i|} \sum_{t=1}^{|o_i|} \left[\min \left(\rho_{i,t}(\theta) A_i(t), \right. \right. \quad (6) \\ \left. \left. \text{clip}(\rho_{i,t}(\theta), 1 - \epsilon, 1 + \epsilon) A_i(t) \right) - \beta D_{\text{KL}}[\pi_\theta \| \pi_{\text{ref}}] \right]$$

This approach enables more targeted credit assignment and efficient error correction throughout the reasoning chain.

Table 1: Offline evaluation results for baseline methods and the proposed approach, reported on the in-the-wild test set.

| Models | Class 1 F1 | Class 2 F1 | Class 3 F1 | Class 4 F1 | Good F1 | Accuracy | Macro F1 |
|--------------|--------------|--------------|--------------|--------------|--------------|--------------|--------------|
| Tbstar-SFT | 43.15 | 64.23 | 43.83 | 80.58 | 84.31 | 71.89 | 57.95 |
| Tbstar-DPO | 44.59 | 63.12 | 46.03 | 82.5 | 86.32 | 73.61 | 59.06 |
| Tbstar-GRPO | 45.41 | 62.95 | 45.93 | 82.72 | 86.49 | 73.83 | 59.25 |
| Tbstar-GRPO* | 45.49 | 63.56 | 45.08 | 82.76 | 86.59 | 73.95 | 59.22 |
| TaoSR-SHE | 47.05 | 64.48 | 45.52 | 82.83 | 86.84 | 74.15 | 59.95 |

5 Experiments

5.1 Experimental Setup

5.1.1 Dataset. Our training set is derived from Taobao’s online search logs, consisting of sampled candidate query–item pairs evaluated along two dimensions: 1) difficulty, and 2) data diversity.

Our **in-the-wild test set** is derived from Taobao’s online search logs, sampled from the candidate space scored by the relevance model. It contains 21,616 manually annotated query–item pairs. To rigorously assess the model’s reasoning ability, the query distribution is deliberately focused on four challenging categories: *question answering (Q&A)*, *alternatives*, *negation*, and *knowledge-based queries*. Representative examples are shown in Table 7. Additionally, we utilize a **balanced query-type test set** comprising 77,380 samples to support our Diverse Sampling and Curriculum Learning ablation studies.

5.1.2 Evaluation Protocol. Offline evaluation: We classify the relevance between a user query and a product item into four classes: *Class 1-Irrelevant*, *Class 2-Mismatch*, *Class 3-Related*, and *Class 4-Excellent*. Performance is reported using **F1** scores for each class, with **macro F1** and **accuracy** computed across all four classes (Class 1–4). Results are presented for each tier (Class 1–4). We also report **Good F1**, defined by merging Classes 3 and 4 into a single positive class, which is an important metric in practical deployment.

Online evaluation: We conduct live A/B experiments with human judgments to compute the following metrics:

- **GSB (Good/Same/Bad):** A side-by-side comparison metric used in A/B testing. Human assessors evaluate outputs from two competing systems for the same query. GSB+ $x\%$ indicates that, in $x\%$ of comparisons, the test system is preferred over the baseline.
- **Query Goodrate:** A page-level relevance metric measured as the proportion of queries whose returned pages are rated *Good* or *Mid* on the four-point scale. Ratings are based on page-level relevance across the displayed items.
- **Item Goodrate:** An item-level relevance metric defined as the mean proportion of items per request rated as *Class 3* or *Class 4*. The mean item goodrate is reported across all evaluation requests.

5.1.3 Base Model. We use Tbstar-42B-A3.5, a proprietary Mixture-of-Experts (MoE) model developed internally at Taobao for all baselines and our method. It was pre-trained from scratch on over 10 trillion tokens of general and e-commerce-specific data, comprising 42B total parameters, with 3.5B active during inference.

Table 2: The performance of Generative Stepwise Reward Model.

| | step1 | step2 | step3 | step4 |
|------------|-------|-------|-------|-------|
| +SFT | 86.92 | 86.21 | 89.91 | 83.60 |
| +RL (GRPO) | 89.84 | 89.10 | 90.22 | 86.36 |

5.1.4 Baselines. We benchmark our approach against the following strong baselines on Tbstar-42B-A3.5 models:

- **Tbstar-SFT:** The Tbstar-SFT baseline is obtained by fine-tuning this model on a dataset of 2 million samples using Supervised Fine-Tuning (SFT).
- **Tbstar-DPO:** This model is initialized from the Tbstar-SFT checkpoint and subsequently fine-tuned using the DPO algorithm on a 300k-sample dataset of pairwise preference labels.
- **Tbstar-GRPO:** To create a strong reinforcement learning baseline, this model is initialized from the Tbstar-DPO checkpoint and further fine-tuned using the GRPO algorithm with 39,161 samples.
- **Tbstar-GRPO*:** Extends Tbstar-GRPO by incorporating stepwise verification rewards for Steps 3 and 4 into the final reward (see Section 4.3 for details), while keeping all other settings identical to Tbstar-DPO.

5.1.5 Reinforcement-Learning Configuration. For RL training (including GRPO and our SRPO), the rollout batch size is 64, batch normalization is applied, and the learning rate is set to 1.0×10^{-6} . For each query, we generate 16 responses using sampling with a temperature $\tau = 0.99$ and top- $k = 100$. Difficulty-sampling thresholds are set from 0.01 (minimum) to 0.90 (maximum). For loss-target clipping, the clipping magnitude is 0.2, i.e., values are restricted to $[-0.2, 0.2]$. Advantage values are clipped at a magnitude of 2. All experiments are implemented using the open-source RL framework ROLL [20].

5.1.6 Generative Stepwise Reward Model Training Details. We employ a 13B dense model, Tbstar-13B, as our reward model. We adopt a two-stage training scheme: (i) supervised fine-tuning (SFT) and (ii) reinforcement learning with GRPO. For SFT of the Generative Stepwise Reward Model, we use a collection of CoT-Judge pairs, totaling 30,000 samples. In addition, we sample 13,000 instances to support RL-based training of the reward model using GRPO.

5.1.7 Policy Model Training Details. To evaluate the proposed approach, we use the Tbstar-42B-A3.5 MoE model as the policy

Table 3: Ablation study on the components of our stepwise reward mechanism. We compare a standard sequence-level reward baseline against our step-level rewards using only a reward model and our proposed hybrid approach. SRPO consistently improves performance in both settings. Results are reported on the in-the-wild dataset.

| Method | Class 1 F1 | Class 2 F1 | Good F1 | Macro F1 |
|-----------------------------------|--------------|--------------|--------------|--------------|
| GRPO (Sequence-level Reward) | 45.41 | 62.95 | 86.49 | 59.25 |
| GRPO (stepwise reward) | 45.49 | 63.56 | 86.59 | 59.22 |
| <i>Reward Model Only Setting</i> | | | | |
| + Step Reward (Reward Model Only) | 45.73 | 63.82 | 86.63 | 59.25 |
| + SRPO | 46.6 | 63.98 | 86.68 | 59.46 |
| <i>Hybrid Reward Setting</i> | | | | |
| + Step Reward (Hybrid) | 46.40 | 64.58 | 86.47 | 59.75 |
| + SRPO | 47.05 | 64.48 | 86.84 | 59.95 |

Table 4: Ablation study on diverse sampling strategies, evaluated on the balanced query-type test set.

| Method | Macro F1 |
|---------------------------|--------------|
| Baseline | 65.02 |
| GRPO w/o diverse sampling | 65.64 |
| GRPO w diverse sampling | 66.49 |

model. Training begins from the Tbstar-DPO checkpoint (see Section 5.1.4 for details) and leverages the 39,161-sample dataset described in Section 5.1.1. In all experiments, the discount factor of our proposed approach is set to $\gamma = 1$.

5.2 Main Results

Table 1 reports the offline evaluation results on the in-the-wild test set. All RL-based methods substantially improve the SFT baseline. Compared with the baselines, TaoSR-SHE outperforms Tbstar-SFT, Tbstar-DPO, and Tbstar-GRPO (including its variant Tbstar-GRPO*) in Macro F1, Accuracy, and Good F1. Concretely, TaoSR-SHE achieves Class1 = 47.05, Class2 = 64.48, Class3 = 45.52, Class4 = 82.83, Good F1 = 86.84, Accuracy = 74.15, Macro F1 = 59.95; by comparison, the best baseline (GRPO) attains Class1 = 45.41, Class2 = 62.95, Class3 = 45.93, Class4 = 82.72, Good F1 = 86.49, Accuracy = 73.83, Macro F1 = 59.25. It is worth noting that TaoSR-SHE does not have the top Class3 F1 (46.03 achieved by Tbstar-DPO), but Good F1 remains the more important metric in practical deployment.

TaoSR-SHE thus demonstrates superior performance across the main evaluation metrics, validating the effectiveness of the proposed approach in offline assessments.

5.3 Performance of Reward Model

The performance evaluation of the reward model, as detailed in Table 2, showcases its high degree of accuracy and reliability in verifying individual reasoning steps. The model consistently achieves strong performance across a four-step process, with verification accuracies reaching as high as 90.22%. Even at its lowest point, the model maintains a robust accuracy of 86.36%, demonstrating its consistent ability to accurately assess the correctness of stepwise

Table 5: Multi-stage curriculum learning strategy, evaluated on the balanced query-type test set.

| Training Stage | Macro F1 |
|---|--------------|
| Baseline | 65.02 |
| Stage 1a: GRPO w easier label-balance data | 66.49 |
| Stage 1b: GRPO w harder label-balance data | 66.81 |
| Stage 1c: GRPO w full label-balance data | 66.52 |
| Stage 2: GRPO w easier-then-harder curriculum | 67.12 |

Table 6: Multi-stage curriculum across additional data types, evaluated on the balanced query-type test set.

| Training Stage | Macro F1 |
|--|--------------|
| Baseline | 60.01 |
| Stage 1a: GRPO w Diverse Query-type data | 63.20 |
| Stage 1b: GRPO w Diverse label data | 65.84 |
| Stage 1c: GRPO w full data | 63.94 |
| Stage 2: Diverse Query-type then diverse label | 66.84 |

outputs. These results confirm that our reward model can provide a precise and reliable per-step reward signal for the subsequent SRPO process.

5.4 Ablation Study

In this section, we conduct ablation studies to systematically evaluate the contributions of the key components of our proposed framework. For the ablation of Diverse Sampling and Curriculum Learning, we report the results on the balanced query-type test set (see Section 5.1.1) for details.

5.4.1 Hybrid Stepwise Reward. We first evaluate the effectiveness of our stepwise reward design by comparing it against a standard GRPO baseline that uses only a sequence-level reward. As shown in Table 3, our approach is analyzed in two main settings: one using only the reward model for all steps ("Reward Model Only") and our proposed hybrid approach ("Hybrid").

Table 7: Side-by-Side Human Evaluations

| Query Type | Case | GSB | Query Goodrate | Item Goodrate |
|-------------|--|---------|----------------|---------------|
| Q&A | What to wear for mountaineering? | +12.91% | +3.33pt | +3.89pt |
| Alternative | Arc'teryx alternative | +0.61% | +0.72pt | +2.83pt |
| Negative | Non-turtleneck sweater | +5.85% | +1.29pt | +2.42pt |
| Knowledge | Grease-removing products for the kitchen | +3.47% | +0.93pt | +1.02pt |

Table 8: Reward Model-based data selection: impact on performance and data efficiency, evaluated on the balanced query-type test set.

| Method | Training Samples | Macro F1 |
|---------------------------|------------------|----------|
| GRPO w Full data | 4w | 65.64 |
| GRPO w RM-selected subset | 2w | 65.54 |

The results clearly demonstrate that providing step-level rewards consistently outperforms the baseline, confirming the benefits of fine-grained credit assignment. Furthermore, integrating SRPO yields additional performance gains in both settings, highlighting its effectiveness in propagating rewards accurately through the reasoning chain. Notably, our full hybrid model combined with SRPO achieves the best overall performance.

5.4.2 Diverse Sampling. We study how different data diversity strategies affect model performance. As shown in Table 4, we compare a no-diversity baseline with strategies that promote diversity across query intents, domains, and class labels. The results show that each diversity strategy improves Macro F1, with label-based diverse sampling providing the largest gains.

5.4.3 Curriculum Learning. We evaluate the effectiveness of our multi-stage curriculum learning strategy. First, we construct an easier-then-harder curriculum: the easier dataset contains 30k samples and the harder dataset contains 1.3k samples, selected through difficulty-based and diversity-based sampling. As shown in Table 5, this two-stage curriculum yields superior performance compared to: stage 1a (training only on the easier, label-balanced data), stage 1b (GRPO training on the harder, label-balanced data), and stage 1c (training on the full dataset). Next, we examine a multi-stage curriculum using datasets with different balancing strategies. The results are shown in Table 6. Stage 1a, Stage 1b and Stage 1c correspond to single training stages, while Stage 2 adopts a two-stage curriculum: first balancing by query types, then by labels. This two-stage approach outperforms both single-stage settings.

5.5 Reward Model for Efficient Sample Selection

To improve training efficiency, we deploy a pre-trained reward model to guide data selection, prioritizing high-value samples. The reward model estimates sample quality and can flag samples considered suboptimal, capturing both process-level and outcome-level errors. Selected samples are then used for reinforcement learning.

As shown in Table 8, this approach reduces the required training data while preserving performance. Specifically, a curated subset of approximately 20k samples yields a Macro F1 of 65.54, closely

matching the baseline with about 40k samples (65.64). This demonstrates data-efficient learning enabled by reward-based sampling.

5.6 Online Evaluation

To evaluate the model’s effectiveness in practical settings, we conducted a side-by-side comparison against human annotations. For 2,000 queries, results from both experimental systems were obtained, and their top-10 outputs were assessed using three distinct metrics (details in Section 5.1.2). Despite human evaluations indicating improved relevance quality, initial online deployment revealed a modest decline in core business indicators—specifically, directly attributed order count and gross merchandise value (GMV)—relative to the baseline. A root-cause analysis determined that the upstream recall stage predominantly retrieved items that were relevant but historically associated with low sales. While such items were correctly judged as relevant by TaoSR-SHE, they exhibited limited conversion potential.

To address this mismatch, we enhanced the upstream pipeline by (i) introducing multi-path recall incorporating personalized signals, and (ii) adding a pre-ranking stage jointly optimized for both relevance and conversion likelihood. These modifications substantially increased the sales efficiency of the candidate set prior to fine-grained relevance scoring. Following these optimizations, business metrics were restored to levels statistically indistinguishable from the baseline, while the relevance improvements reported in Table 7 were fully retained. This joint design of retrieval and ranking underscores the importance of aligning semantic relevance with commercial objectives in end-to-end, LLM-based search systems.

6 Conclusion

The advancement of Chain-of-Thought reasoning in large language models presents both opportunities and challenges for improving e-commerce search relevance. Existing post-training methods such as SFT and DPO exhibit limited inference generalization, while RLVR approaches like GRPO suffer from sparse-reward problems.

To tackle these challenges, we introduce **TaoSR-SHE**, a reinforcement learning framework that combines generative stepwise rewards with offline human verification, optimized across distinct reasoning stages to improve efficiency and reduce cost. Its Stepwise Reward Policy Optimization (SRPO) employs step-level supervision to alleviate sparse-reward problems in complex reasoning tasks. Coupled with Difficulty Sampling, Diverse Sampling, and Curriculum Learning, our approach significantly boosts RL performance. Extensive experiments in real-world e-commerce search scenarios validate the effectiveness of the proposed methods.

References

- [1] Josh Achiam, Steven Adler, Sandhini Agarwal, Lama Ahmad, Ilge Akkaya, Florencia Leoni Aleman, Diogo Almeida, Janko Altmenschmidt, Sam Altman, Shyamal Anadkat, et al. 2023. Gpt-4 technical report. *arXiv preprint arXiv:2303.08774* (2023).
- [2] Zeyuan Chen, Haiyan Wu, Kaixin Wu, Wei Chen, Mingjie Zhong, Jia Xu, Zhongyi Liu, and Wei Zhang. 2024. Towards Boosting LLMs-driven Relevance Modeling with Progressive Retrieved Behavior-augmented Prompting. *arXiv preprint arXiv:2408.09439* (2024).
- [3] Paul F Christiano, Jan Leike, Tom Brown, Miljan Martic, Shane Legg, and Dario Amodei. 2017. Deep reinforcement learning from human preferences. *Advances in neural information processing systems* 30 (2017).
- [4] Jacob Devlin, Ming-Wei Chang, Kenton Lee, and Kristina Toutanova. 2019. Bert: Pre-training of deep bidirectional transformers for language understanding. In *Proceedings of the 2019 conference of the North American chapter of the association for computational linguistics: human language technologies, volume 1 (long and short papers)*. 4171–4186.
- [5] Chenhe Dong, Shaowei Yao, Pengkun Jiao, Jianhui Yang, Yiming Jin, Zerui Huang, Xiaojiang Zhou, Dan Ou, and Haihong Tang. 2025. TaoSR1: The Thinking Model for E-commerce Relevance Search. *arXiv preprint arXiv:2508.12365* (2025).
- [6] Kailash A Hambarde and Hugo Proenca. 2023. Information retrieval: recent advances and beyond. *IEEE Access* 11 (2023), 76581–76604.
- [7] Edward J Hu, Yelong Shen, Phillip Wallis, Zeyuan Allen-Zhu, Yuanzhi Li, Shean Wang, Lu Wang, Weizhu Chen, et al. 2022. Lora: Low-rank adaptation of large language models. *ICLR* 1, 2 (2022), 3.
- [8] Shubhra Kanti Karmaker Santu, Parikshit Sondhi, and ChengXiang Zhai. 2017. On application of learning to rank for e-commerce search. In *Proceedings of the 40th international ACM SIGIR conference on research and development in information retrieval*. 475–484.
- [9] Xin Lai, Zhuotao Tian, Yukang Chen, Senqiao Yang, Xiangru Peng, and Jiaya Jia. 2024. Step-dpo: Step-wise preference optimization for long-chain reasoning of llms. *arXiv preprint arXiv:2406.18629* (2024).
- [10] Tianqi Liu, Yao Zhao, Rishabh Joshi, Misha Khalman, Mohammad Saleh, Peter J Liu, and Jialu Liu. 2023. Statistical rejection sampling improves preference optimization. *arXiv preprint arXiv:2309.06657* (2023).
- [11] Navid Mehrdad, Hrshikesh Mohapatra, Mossaab Bagdouri, Prijith Chandran, Alessandro Magnani, Xunfan Cai, Ajit Puthenpuhussery, Sachin Yadav, Tony Lee, ChengXiang Zhai, et al. 2024. Large language models for relevance judgment in product search. *arXiv preprint arXiv:2406.00247* (2024).
- [12] Rafael Rafailov, Archit Sharma, Eric Mitchell, Christopher D Manning, Stefano Ermon, and Chelsea Finn. 2023. Direct preference optimization: Your language model is secretly a reward model. *Advances in neural information processing systems* 36 (2023), 53728–53741.
- [13] Stephen Robertson, Hugo Zaragoza, et al. 2009. The probabilistic relevance framework: BM25 and beyond. *Foundations and Trends® in Information Retrieval* 3, 4 (2009), 333–389.
- [14] John Schulman, Filip Wolski, Prafulla Dhariwal, Alec Radford, and Oleg Klimov. 2017. Proximal policy optimization algorithms. *arXiv preprint arXiv:1707.06347* (2017).
- [15] Zhihong Shao, Peiyi Wang, Qihao Zhu, Runxin Xu, Junxiao Song, Xiao Bi, Haowei Zhang, Mingchuan Zhang, YK Li, Yang Wu, et al. 2024. Deepseekmath: Pushing the limits of mathematical reasoning in open language models. *arXiv preprint arXiv:2402.03300* (2024).
- [16] Amit Singhal et al. 2001. Modern information retrieval: A brief overview. *IEEE Data Eng. Bull.* 24, 4 (2001), 35–43.
- [17] Joar Skalse, Nikolaus Howe, Dmitrii Krashennnikov, and David Krueger. 2022. Defining and characterizing reward gaming. *Advances in Neural Information Processing Systems* 35 (2022), 9460–9471.
- [18] Tian Tang, Zhixing Tian, Zhenyu Zhu, Chenyang Wang, Haiqing Hu, Guoyu Tang, Lin Liu, and Sulong Xu. 2025. LREF: A Novel LLM-based Relevance Framework for E-commerce Search. In *Companion Proceedings of the ACM on Web Conference 2025*. 468–475.
- [19] Ashish Vaswani, Noam Shazeer, Niki Parmar, Jakob Uszkoreit, Llion Jones, Aidan N Gomez, Łukasz Kaiser, and Illia Polosukhin. 2017. Attention is all you need. *Advances in neural information processing systems* 30 (2017).
- [20] Weixun Wang, Shaopan Xiong, Gengru Chen, Wei Gao, Sheng Guo, Yancheng He, Ju Huang, Jiaheng Liu, Zhendong Li, Xiaoyang Li, et al. 2025. Reinforcement Learning Optimization for Large-Scale Learning: An Efficient and User-Friendly Scaling Library. *arXiv preprint arXiv:2506.06122* (2025).
- [21] Jason Wei, Xuezhi Wang, Dale Schuurmans, Maarten Bosma, Fei Xia, Ed Chi, Quoc V Le, Denny Zhou, et al. 2022. Chain-of-thought prompting elicits reasoning in large language models. *Advances in neural information processing systems* 35 (2022), 24824–24837.
- [22] An Yang, Anfeng Li, Baosong Yang, Beichen Zhang, Binyuan Hui, Bo Zheng, Bowen Yu, Chang Gao, Chengen Huang, Chenxu Lv, et al. 2025. Qwen3 technical report. *arXiv preprint arXiv:2505.09388* (2025).
- [23] Shaowei Yao, Jiwei Tan, Xi Chen, Juhao Zhang, Xiaoyi Zeng, and Keping Yang. 2022. ReprBERT: distilling BERT to an efficient representation-based relevance model for e-commerce. In *Proceedings of the 28th ACM SIGKDD conference on knowledge discovery and data mining*. 4363–4371.
- [24] Shunyu Yao, Dian Yu, Jeffrey Zhao, Izhak Shafran, Thomas L. Griffiths, Yuan Cao, and Karthik Narasimhan. 2023. Tree of Thoughts: Deliberate Problem Solving with Large Language Models. *arXiv:2305.10601 [cs.CL]* <https://arxiv.org/abs/2305.10601>
- [25] Qiying Yu, Zheng Zhang, Ruofei Zhu, Yufeng Yuan, Xiaochen Zuo, Yu Yue, Weinan Dai, Tiantian Fan, Gaohong Liu, Lingjun Liu, et al. 2025. Dapo: An open-source llm reinforcement learning system at scale. *arXiv preprint arXiv:2503.14476* (2025).
- [26] Eric Zelikman, Yuhuai Wu, Jesse Mu, and Noah Goodman. 2022. Star: Bootstrapping reasoning with reasoning. *Advances in Neural Information Processing Systems* 35 (2022), 15476–15488.

A Generative Reward Model V.S. Scalar Reward Model

We compare three reward-modeling approaches within our RLHF pipeline: (i) the vanilla GPRO baseline, (ii) a Scalar Reward Model (SRM), and (iii) a Generative Reward Model (GRM). Evaluations are conducted on 13k-sample data collected from online data. Results are summarized in Table 9. The Generative Reward Model achieves the best performance in both settings. In addition, the Scalar Reward Model exhibits interpretability challenges: we cannot identify the reasons behind the scores, which limits further analysis and diagnostic refinement.

Table 9: Comparison of reward-model variants on online evaluations

| Model | Macro F1 |
|---------------------------|---------------|
| Vanilla GPRO | 77.04 |
| + Scalar Reward Model | 77.31 (+0.27) |
| + Generative Reward Model | 77.66 (+0.62) |

B Reward Coefficient Settings

The policy model outputs a sequence of five steps. For steps 1–4, a correct response yields a reward of 0.2 and an incorrect response yields 0. For step 5, a correct outcome yields a reward of 1.0 and an incorrect outcome yields 0. The total reward for an episode is the sum of the rewards across all five steps.

C Examples of Generative Stepwise Reward Model Outputs

Figure 4 shows examples of the reward model’s judgments. For each intermediate step of the policy model, the reward model analyzes

whether it is correct, provides a plausible justification, and outputs a binary verdict (correct or incorrect).

D Quality Results for SRPO

Figures 5, 6 and 7 illustrate the quality results for SRPO. Compared with vanilla GRPO, SRPO demonstrates consistent correct behavior and robust performance across the evaluated scenarios.

Received 20 February 2007; revised 12 March 2009; accepted 5 June 2009

Policy Model Input:

query: women's sandals for summer that don't tire the feet, athletic Dexun

item: Genuine Leather, Sporty Mary Jane Dexun Shoes for Women – Breathable Thick-Soled Summer Sandals

Policy Model Output:

- Query intent identification** - Category: sandals ...
- Item information analysis** - Category intent: described as “sandals” ...
- Category match** - Category fully matches...
- Attribute match** - Function: ...
- Verdict - Reason:** Category and all attributes are ... **L4 – Excellent**

Reward Model Output:

- Step 1:** The query include category “sandals”...
Step 1 is **[Correct]**
- Step 2:** The item title and attributes clearly include “sandals”,...
Step 2 is **[Correct]**
- Step 3:** The query category is “sandals” and the item category is also “sandals”; they are a perfect match...
Step 3 is **[Correct]**
- Step 4:** Query “not tiring on the feet” and item “super soft and very comfortable” are ...
Step 4 is **[Correct]**

Figure 4: Representative outputs produced by our generative stepwise reward model.

Query: Belt buckle with no slots

Item: Men’s Genuine Leather Belt with Pin Buckle and Alloy Metal Buckle Head — Premium Belt Set and High-End Trouser Belt Buckle

GT: 2 - Mismatch

GRPO output:

4 - Excellent

1. Identify query intent - Category: Belt buckle ...
2. Analyze item text - Category intent: “belt buckle” ...
3. Category match - Both are belt buckle...
4. Attribute match - **Style detail: no slots vs pin-type fastening — pin-type fastening is a typical no-slot design, fully aligns**
5. Judgment Reason: ...**No-slot design and pin-type fastening are functionally identical...**
Relevance: L4

SRPO output:

2 - Mismatch

1. Identify query intent - Category: Belt buckle ...
 2. Analyze item text - For category intent ...
 3. Category match - Both are belt buckle category...
 4. Attribute match - Style detail: query says no slots...
 5. Judgment Reason: ...**Category is fully related, but the fastening type conflicts with “no slots” ...**
Relevance level: L2 - Partial Mismatch
-

Figure 5: Quality results for SRPO.

Query: Tablet as a replacement for in-car navigation

Item: Wireless CarPlay in-car smart screen, screen for car navigation and rear-view camera

GT: 4-Excellent

GRPO output:

2 - Mismatch

1. Identify query intent – Category...
2. Analyze item text - For query category intent (tablet): item describes ...
3. Category match - Category: query “tablet” ...
4. Attribute match - Use-case: query “in-car” ...
5. Judgment Reason: ...**Category gap leads to partial mismatch, but key attributes align; overall level is L2 ..**
Relevance level: L2

SRPO output:

4 - Excellent

1. Identify query intent - Category: ...
 2. Analyze item text - For query category intent...
 3. Category match - Category: query intent “tablet” vs item “portable screen...”
 4. Attribute match - Function: query “replacement navigation” ...
 5. Judgment Reason: ...**Even with a partial category mismatch, key attributes align...**
Relevance level: L4
-

Figure 6: Quality results for SRPO.

| | |
|---|--|
| <hr/> | |
| Query: Colorfast promotional pen | |
| Item: Push-button ballpoint pen, business/office ballpoint pen, signature pen | |
| GT: 2- Mismatch | |
| <hr/> | |
| GRPO output: | SRPO output: |
| 4 - Excellent | 2 - Mismatch |
| 1. Identify query intent – Category... | 1. Identify query intent – Category... |
| 2. Analyze item text - Category intent: item lists ... | 2. Analyze item text - Category intent: item lists... |
| 3. Category match - Promotional pen is ... | 3. Category match - Both are pens... |
| 4. Attribute match - Colorfast: matches - Style: item's general pen styles align with the query's style... | 4. Attribute match - Colorfast: fully matches - Style: item's style features do not reflect advertising-specific design ... |
| 5. Judgment Reason: ... L4 fully relevant for both category and attributes... | 5. Judgment Reason: ... category difference and non-reflective advertising design... |
| Relevance: L4 | Relevance: L2 |
| <hr/> | |

Figure 7: Quality results for SRPO.