

Don't Adapt Small Language Models for Tools; Adapt Tool Schemas to the Models

Jonggeun Lee*, Woojung Song*, Jongwook Han*, Haesung Pyun, Yohan Jo†

Graduate School of Data Science, Seoul National University

{jonggeun.lee, opusdeisong, johnhan00, haesung.pyun, yohan.jo}@snu.ac.kr

Abstract

Small language models (SLMs) enable scalable multi-agent tool systems where multiple SLMs handle subtasks orchestrated by a powerful coordinator. However, they struggle with tool-use tasks, particularly in selecting appropriate tools and identifying correct parameters. A common failure mode is *schema misalignment*: models hallucinate plausible but nonexistent tool names that reflect naming conventions internalized during pretraining but absent from the provided tool schema. Rather than forcing models to adapt to arbitrary schemas, we propose adapting schemas to align with models' pretrained knowledge. We introduce PA-Tool (Pretraining-Aligned Tool Schema Generation), a training-free method that leverages peakedness, a signal from contamination detection indicating pretraining familiarity, to rename tool components. By generating multiple candidates and selecting those with the highest peakedness across samples, PA-Tool identifies pretraining-aligned naming patterns. Experiments on MetaTool and RoTBench show improvements of up to 17%, with schema misalignment errors reduced by 80%. PA-Tool enables small models to approach state-of-the-art performance while maintaining computational efficiency in adapting to new tools without retraining. Our work demonstrates that schema-level interventions can unlock the tool-use potential of resource-efficient models by adapting schemas to models rather than models to schemas. ¹

1 Introduction

Tool-augmented language models have become essential components of modern AI systems (Qu et al., 2025b). As these systems mature, there is growing interest in deploying small language models (SLMs, typically <10B), driven by both

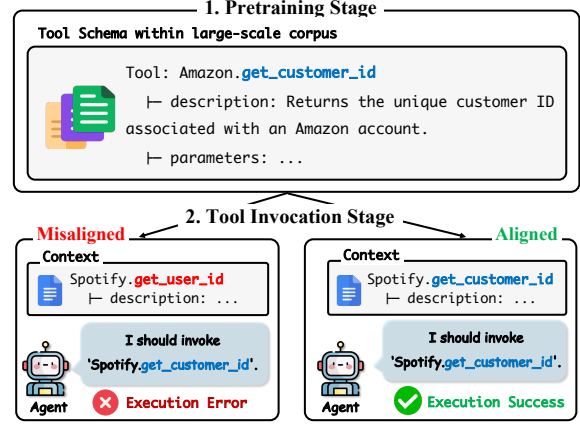


Figure 1: Effect of schema alignment on tool invocation. **Top:** Models learn tool schema during pretraining. **Bottom-Left:** When schemas misalign with these internalized patterns, models generate plausible but nonexistent tools. **Bottom-Right:** Schema alignment with pretrained knowledge prevents such errors.

multi-agent systems where a powerful model orchestrates reasoning while multiple SLMs handle subtasks (Belcak et al., 2025) and edge deployment scenarios with strict resource constraints (Chen et al., 2025b). In these systems, SLMs must perform two critical operations: tool selection (identifying which API to call) and parameter identification (providing appropriate arguments). However, SLMs struggle significantly with these tasks, exhibiting severe performance degradation compared to larger models (Patil et al., 2025; Erdogan et al., 2024).

A common failure pattern is *schema misalignment*: even when appropriate tools are provided in context, models fail to invoke them and instead hallucinate plausible but nonexistent components (Figure 1, Bottom-Left) within the tool schema—a hierarchical structure of tools and parameters with descriptions. This suggests models are confusing unfamiliar tool schemas with familiar naming conventions internalized during pretraining. Therefore,

*Equal contribution.

†Corresponding author.

¹We will release our code upon publication of the paper.

we hypothesize that aligning tool schemas with patterns from the model’s internalized knowledge can reduce errors and improve tool-calling accuracy (Figure 1, Bottom-Right).

To operationalize this idea, we propose PA-Tool (Pretraining-Aligned Tool Schema Generation), which generates a mapping between original tool component names and model-familiar alternatives. To identify what naming conventions the model is familiar with, we leverage insights from contamination detection methods (Dong et al., 2024), which detect whether models encountered specific data during pretraining. A key finding from these studies is that patterns frequently seen during training exhibit *peakedness*: models generate highly similar outputs across multiple sampling attempts, creating a concentrated distribution (Shi et al., 2024a; Li, 2023). We adopt this *peakedness* as a signal for the model’s familiarity with tool names. Concretely, PA-Tool renames each component through three stages: (1) instructing the target language model to generate multiple candidate names based on a description of the component (Chen et al., 2021), (2) computing the peakedness of each candidate, measured as the number of other candidates that are sufficiently similar based on character-level edit distance (Levenshtein, 1965), and (3) selecting the candidate with the highest peakedness as the new name, as it is considered to best align with the model’s pretrained knowledge.

Experiments on MetaTool and RoTBench demonstrate PA-Tool’s effectiveness across diverse scenarios. On MetaTool, PA-Tool achieves improvements up to 17% when models must identify that no suitable tool exists and 9.6% for multi-tool selection scenarios. On RoTBench, performance gains of 5-10% (single-turn) and 4-10% (multi-turn) show that alignment benefits persist across extended contexts. Notably, PA-Tool enables SLMs like Qwen2.5-7B-Instruct to match or exceed Claude Sonnet 4.5 on tool selection tasks.

Our comprehensive analysis reveals that PA-Tool’s effectiveness stems from directly addressing the predominant failure mode in SLMs. Schema misalignment errors, where models generate plausible but nonexistent tool names, decrease by 80.0% with PA-Tool, while other error types show more modest reductions (18.8-24.0%). This targeted impact demonstrates that aligning schemas with pre-trained knowledge resolves a bottleneck that disproportionately affects small models. We further validate that peakedness reliably captures learning

exposure by showing it consistently increases as models encounter tool schemas during training. PA-Tool also demonstrates broad compatibility with existing approaches: it provides complementary gains when combined with retrieval-based correction, constrained generation, and description enhancement methods, and remains effective even after supervised fine-tuning. Notably, PA-Tool alone outperforms fine-tuned models on several subtasks without any training, while fine-tuning risks catastrophic forgetting to specific tool distributions. Beyond tool selection benchmarks, PA-Tool improves end-to-end task completion on τ -Bench, confirming that schema alignment translates to practical performance gains.

This training-free approach requires only a one-time schema mapping: rather than forcing models to conform to arbitrary documentation, we adapt the interface to match their internalized knowledge, enabling diverse tool use without model modification, retraining, or catastrophic forgetting.

Our contributions are summarized as follows:

- We propose PA-Tool, a training-free schema optimization method that identifies pretraining-aligned tool names by repurposing peakedness, a signal from contamination detection.
- We demonstrate improvements of up to 17% across SLMs on MetaTool and RoTBench, with benefits extending from tool selection to parameter identification in both single-turn and multi-turn settings.
- We demonstrate that through a simple, easily deployable mapping interface, small models can approach closed-source model performance in specific aspects while maintaining computational efficiency.

2 Related Works

2.1 Emerging Agentic Frameworks

Recent advances in LLMs have enabled sophisticated agentic frameworks that decompose complex tasks into specialized modules, each coordinated by dedicated agents (Shinn et al., 2023; Madaan et al., 2023; Wu et al., 2025; Agashe et al., 2025; Sapkota et al., 2026). In these multi-agent systems, SLMs are increasingly replacing larger models within individual modules to reduce computational costs and latency while maintaining specialized functionalities (Belcak et al., 2025; Cheng et al., 2024).

However, these systems remain vulnerable to cascading failures when SLM agents malfunction in foundational tool interaction tasks such as tool selection and parameter identification (Erdogan et al., 2024; Patil et al., 2025). A particularly challenging failure mode is schema misalignment: SLM errors often manifest as plausible yet incorrect outputs, such as generating tool names that seem reasonable but don’t exist in the actual schema, making them difficult to detect and correct through traditional validation mechanisms. Our work addresses this vulnerability by generating pretraining-aligned schemas that improve SLM reliability in these critical operations.

2.2 Improving Tool Utilization in LLMs

As LLMs demonstrate the capability to interact with external tools (Schick et al., 2023; Hsieh et al., 2023), research has focused on evaluating and improving their tool-use capabilities. Evaluation efforts have developed benchmarks ranging from fine-grained assessments of tool selection and parameter identification (Huang et al., 2024; Li et al., 2023a; Ye et al., 2024; Chen et al., 2024; Patil et al., 2025) to end-to-end multi-step evaluation (Seo et al., 2025; Yao et al., 2025; Trivedi et al., 2024; Qin et al., 2024; Shim et al., 2025).

Approaches to improving tool-use capabilities follow two main directions. Training-based methods employ supervised fine-tuning (Qin et al., 2024; Liu et al., 2025; Zhang et al., 2025) or reinforcement learning (Qian et al., 2025; Zhou et al., 2025; Shi et al., 2024b; Feng et al., 2025; Chen et al., 2025a), but they require substantial data or computational resources. Training-free methods refine tool documentation (Yuan et al., 2025; Qu et al., 2025a) or leverage interaction histories (Wang et al., 2024; Cui et al., 2025; Zhao et al., 2024; Fu et al., 2024). However, existing training-free approaches primarily focus on improving descriptions rather than aligning the schema itself with model-preferred representations. Our work directly addresses this gap by generating schemas aligned with pretraining distributions, targeting the root cause of schema misalignments.

2.3 Data Contamination Detection

Data contamination, defined as overlap between pretraining data and evaluation benchmarks, can inflate performance through memorization. Early detection methods use n-gram overlap (Brown et al., 2020), but these approaches fail to detect semantic

paraphrasing. Probability-based approaches such as Min-k% Prob (Shi et al., 2024a) and perplexity analysis (Li, 2023) require token probabilities that are unavailable in closed-source models. LLM Decontaminator (Yang et al., 2023) uses auxiliary models for semantic similarity but introduces additional dependencies. Most relevant to our work, CDD (Dong et al., 2024) identifies memorized patterns by measuring peakedness in sampled candidates, making it applicable to any black-box model. We adapt this peakedness mechanism to identify pretraining-aligned schema patterns, transforming contamination detection into a constructive tool for schema optimization.

3 PA-Tool : Pretraining-Aligned Tool Schema Generation

We now formalize our approach to generating pretraining-aligned tool schemas. A tool schema is structured documentation that defines tools and parameters along with descriptions for each component. Our objective is to rename these components with names that align with patterns the model has frequently encountered during pretraining.

3.1 Framework Overview

Let \mathcal{M} denote a pre-trained language model. Given a natural language description d of a schema component’s functionality (e.g., a tool or a parameter description), our objective is to generate an optimal name s^* that represents the naming pattern most deeply internalized by \mathcal{M} . As illustrated in Figure 2, our approach operates in three stages: (1) we provide \mathcal{M} with a description of a component and instruct it to generate its name multiple times (Stage 1), (2) we compute peakedness scores that measure how many similar candidates cluster around each candidate name (Stage 2), and (3) we select the candidate with the highest peakedness as the pretraining-aligned name (Stage 3). By applying this process to each component in the schema hierarchy, we construct a dictionary mapping from original names to pretraining-aligned names. The complete algorithm is provided in Appendix A.

3.2 Stage 1: Candidate Generation

In this stage, we collect diverse candidate names of a component that the model may have encountered during pretraining. As illustrated in Figure 2-1, given a component’s description, we sample N candidate names $\mathcal{C} = \{s_1, s_2, \dots, s_N\}$

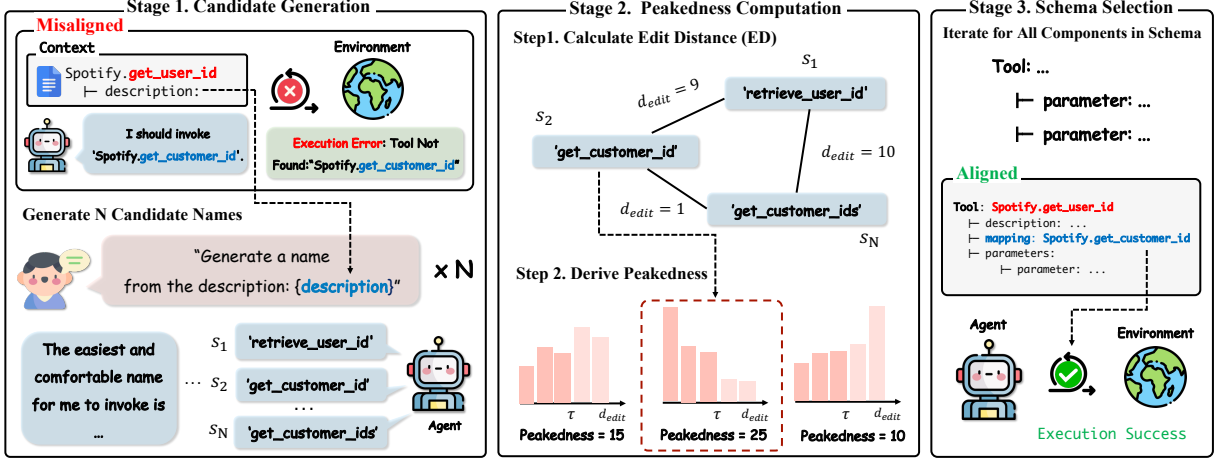


Figure 2: Overview of our PA-Tool framework.

from the language model with temperature $t \in (0, 1]$. This temperature-controlled sampling explores the model’s learned distribution beyond the single greedy path, revealing diverse naming patterns (Chen et al., 2021). The detailed prompt structure is provided in Appendix B. Additionally, we generate a reference name s_{ref} using greedy decoding ($t = 0$) for tie-breaking purposes in the selection stage.

3.3 Stage 2: Peakedness Computation

Following contamination detection principles (Dong et al., 2024), we analyze the local concentration of the output distribution to identify strongly memorized patterns. As illustrated in Figure 2-2, for each candidate name s_i , we compute its peakedness score by counting how many similar candidate names the model generates around it. The intuition is that candidate names with many similar variants indicate pretrain-frequent patterns that the model generates consistently, while isolated candidates suggest less familiar patterns.

To quantify this clustering behavior, we first define a similarity threshold τ based on the maximum character length in the candidate set:

$$\tau = \alpha \cdot \ell_{\max} \quad (1)$$

where $\ell_{\max} = \max_{s_i \in \mathcal{C}} |s_i|$ is the maximum character length across all candidates, and $\alpha \in [0, 1]$ is a hyperparameter that controls the strictness of similarity. This length-adaptive threshold ensures that longer names are allowed proportionally more variation while maintaining consistent similarity criteria across different name lengths.

The peakedness score for each candidate s_i is then computed as:

$$\phi(s_i) = \sum_{j \neq i} \mathbb{I}(d_{\text{edit}}(s_i, s_j) \leq \tau) \quad (2)$$

where $d_{\text{edit}}(\cdot, \cdot)$ denotes the character-level edit distance using the Levenshtein algorithm (Levenshtein, 1965), and $\mathbb{I}(\cdot)$ is the indicator function that equals 1 when the condition is satisfied and 0 otherwise. This score counts the number of candidates that fall within the similarity threshold from s_i , reflecting how many similar names the model generates around this pattern.

3.4 Stage 3: Representative Name Selection

The representative name is selected as the candidate with the maximum peakedness:

$$s^* = \arg \max_{s_i \in \mathcal{C}} \phi(s_i) \quad (3)$$

This criterion identifies the naming pattern that the model generates most consistently across multiple sampling attempts, indicating it represents the most deeply internalized pattern from the training data. In case of ties where multiple candidates achieve the same maximum peakedness score, we break ties by selecting the candidate with the minimum edit distance to the reference name:

$$s^* = \arg \min_{s_i \in \mathcal{C}^*} d_{\text{edit}}(s_i, s_{\text{ref}}) \quad (4)$$

where $\mathcal{C}^* = \{s_i \in \mathcal{C} : \phi(s_i) = \max_{s_j \in \mathcal{C}} \phi(s_j)\}$ contains all candidates with maximum peakedness.

This approach rests on the hypothesis that frequently occurring patterns in training data create

local maxima in the model’s output distribution. By identifying regions of high peakedness, we effectively locate these memorized naming conventions, which represent the most natural and well-formed component names according to the model’s learned knowledge. Through iterative application across all schema components (Figure 2-3), we obtain the final pretraining-aligned schema. An example of a schema generated through this process is provided in Appendix C. We repeat our three-stage process for all tool sets within the system. When name collisions occur across different tools due to highly similar descriptions, we resolve them using the priority-based locking mechanism (Appendix I).

4 Experimental Setup

4.1 Benchmarks

MetaTool. MetaTool (Huang et al., 2024) evaluates tool selection capabilities across 4,287 test cases in four subtasks: (1) **Similar** tests semantic comprehension by distinguishing tools with overlapping functionalities (e.g., Sudoku vs. Tic-Tac-Toe); (2) **Scenario** selects appropriate tools based on user-specific contexts and requirements (e.g., software engineers, students); (3) **Reliability** assesses whether models can directly indicate when no suitable tool is available rather than hallucinating; and (4) **Multi-tool** measures whether models can correctly select multiple tools when tasks require composition of functionalities.

RoTBench. RoTBench (Ye et al., 2024) evaluates whether models can robustly use tools when descriptions contain various noise perturbations (e.g. reversed names). However, we focus exclusively on the Clean environment to isolate the effects of PA-Tool on core tool-use capabilities rather than noise robustness. We evaluate on 105 test cases across 568 tools in both single-turn and multi-turn settings. RoTBench measures two fundamental tool use capabilities: (1) **Tool Selection** evaluates whether models correctly identify the appropriate tool; and (2) **Parameter Identification** assesses whether models accurately extract the required parameter set, conditioned on correct tool selection.

4.2 Models and Baselines

We focus on models with 8B parameters or fewer (SLMs), evaluating four open-source models: Qwen 2.5 3B/7B (Qwen et al., 2025), Llama-3.1 8B (Meta AI, 2024a), and Llama 3.2 3B (Meta AI, 2024b). For each model, we evaluate five configura-

tions: (1) **Base** uses the original schema without modifications; (2) **Greedy** uses greedy decoding to generate deterministic schema names (no schema-change control); (3) **MostFreq** selects the most frequently generated candidate from our sampling process; (4) **Human** uses schemas where two PhD-level researchers with software engineering backgrounds manually renamed tools to more intuitive names (evaluated only on MetaTool due to RoT-Bench’s large tool-sets); (5) **PA-Tool** applies our proposed peakedness-based method. To contextualize SLM performance and quantify PA-Tool’s improvements, we also compare against three state-of-the-art closed-source models: GPT-4.1-mini (OpenAI, 2024), Gemini 2.5 Flash (Basu Mallick et al., 2025), and Claude Sonnet 4.5 (Anthropic, 2025).

4.3 Implementation Details

When generating schemas with PA-Tool, we use 32 candidates at temperature 0.4 with $\alpha = 0.2$ (sensitivity analysis in Appendix J). Each component’s description is provided individually (See Figure 2-1; prompt template in Appendix B).

For benchmark inference, we use temperature 0 to ensure reproducible results across all experiments. We use accuracy as the primary evaluation metric across both benchmarks, measuring the percentage of test cases where the model’s predictions exactly match the ground-truth labels. Detailed evaluation protocols are in Appendix D.

5 Main Results

Table 1 presents comprehensive results across MetaTool and RoTBench benchmarks, demonstrating PA-Tool’s effectiveness.

MetaTool. PA-Tool substantially improves performance over Base models across all four MetaTool subtasks. The most substantial gains appear in Reliability (up to 17.0%, e.g., Llama3.2-3B: 43.6→60.6%), where models must recognize when no suitable tool exists, a task critically dependent on clearly understanding available options. In Multi-tool, gains reach 9.6% (Llama3.1-8B: 78.7→88.3%). When tasks require identifying multiple tools simultaneously, schema misalignment compounds across each selection, making alignment particularly critical. Similar and Scenario tasks show improvements up to 10.7%.

PA-Tool consistently outperforms training-free alternatives. Greedy occasionally underperforms Base (Llama3.2-3B Reliability: 39.8% vs. 43.6%)

Model	Method	MetaTool				RoTBench			
		Tool Selection				Single-turn		Multi-turn	
		Similar	Scenario	Reliability	Multi-tool	Tool Sel.	Param Iden.	Tool Sel.	Param Iden.
Closed-Source Models									
GPT-4.1-mini	Base	79.6	84.3	76.3	72.2	79.1	58.1	28.6	12.9
Gemini-2.5-Flash	Base	70.0	79.8	89.2	77.3	82.9	56.2	22.9	12.9
Claude-Sonnet-4.5	Base	75.6	83.0	84.3	85.1	83.3	67.6	25.7	17.1
Open-Source Models									
Qwen2.5-3B	Base	48.7	55.3	83.6	75.1	1.9	0.0	1.4	0.0
	Greedy	49.1	57.0	82.9	63.4	6.7	3.8	5.7	1.4
	MostFreq	50.5	56.3	84.3	73.0	12.4	9.5	5.7	2.9
	Human	54.6	62.9	80.6	72.6	-	-	-	-
	PA-Tool	50	58.8	86.2	72.6	6.7	1.9	7.1	4.3
Qwen2.5-7B	Base	59.6	74.4	78.3	78.3	49.5	20	8.6	5.7
	Greedy	60.6	75.4	85.4	82.7	50.5	21	14.3	8.6
	MostFreq	65.3	75.5	90.0	86.1	50.5	23.8	12.9	10
	Human	65.8	76.7	78.6	82.1	-	-	-	-
	PA-Tool	64.1	78.4	88.2	84.9	55.2	21.9	35.7	11.4
Llama3.2-3B	Base	55.0	58.6	43.6	79.1	56.2	20.0	27.1	5.7
	Greedy	57.7	58.9	39.8	70.4	59.1	20.0	28.6	4.3
	MostFreq	61.3	64.2	65.7	81.3	60.0	18.1	32.9	7.1
	Human	58.6	60.9	55.2	72.6	-	-	-	-
	PA-Tool	65.7	67.7	60.6	80.5	62.9	21.9	31.4	5.7
Llama3.1-8B	Base	61.5	73.9	53.5	78.7	58.1	17.1	17.1	4.3
	Greedy	64.6	72.9	51.5	78.9	63.8	18.1	17.1	4.3
	MostFreq	68.8	79.3	66.4	85.7	66.7	18.1	27.1	4.3
	Human	69.3	78.9	63.5	86.5	-	-	-	-
	PA-Tool	70.4	79.9	66.0	88.3	68.6	18.1	22.9	4.3

Table 1: Performance comparison on MetaTool and RoTBench. All metrics are reported as accuracy (%). **Bold** indicates the best performance within each open-source model and among all closed-source models.

by generating only a single candidate, limiting schema space exploration. While MostFreq sometimes achieves competitive results by capturing frequency, PA-Tool shows more consistent improvements by measuring distributional concentration. Compared to Human-designed schemas, PA-Tool achieves comparable or superior performance (Llama3.2-3B Similar: 65.7% vs. 58.6%), demonstrating automated alignment can match human intuition while being scalable.

RoTBench. RoTBench evaluates models in single-turn and multi-turn settings across tool selection and parameter identification. PA-Tool demonstrates consistent improvements of 5-10% in single-turn tool selection, with gains of up to 10% remaining in multi-turn settings, demonstrating effectiveness across extended conversations.

MostFreq shows strong performance for some models in single-turn (Qwen2.5-3B: 12.4%), but PA-Tool demonstrates more consistent improvements in multi-turn settings and across larger models, suggesting better generalization.

Comparison with Closed-source Models. While a performance gap remains versus state-of-the-art closed-source models (Claude Sonnet

4.5: 83.3% tool selection on RoTBench single-turn), PA-Tool enables small models to achieve competitive or superior performance in specific aspects. In MetaTool’s Multi-tool, Llama3.1-8B with PA-Tool (88.3%) surpasses all closed-source models including Claude Sonnet 4.5 (85.1%). In Reliability, Qwen2.5-7B with PA-Tool (88.2%) approaches Gemini 2.5 Flash (89.2%). These results demonstrate that targeted schema alignment can enable resource-efficient models to match state-of-the-art systems where naming conventions critically impact performance.

Generalization to Diverse Models. Beyond the models examined here, we conduct additional experiments on diverse model families and scales, including both SLMs (Minstral-8B, GPT-4.1-nano) and LLMs (Llama-3.3-70B, GPT-4.1-mini, Gemini-2.5-Flash). PA-Tool shows substantial improvements for SLMs with consistent gains up to 11.2% on RoTBench. For LLMs, improvements are generally more modest, though notable exceptions exist—GPT-4.1-mini achieves 12.0% gain on MetaTool Multi-tool, demonstrating that even highly capable models benefit from schema alignment in certain tasks (see Appendix E for details).

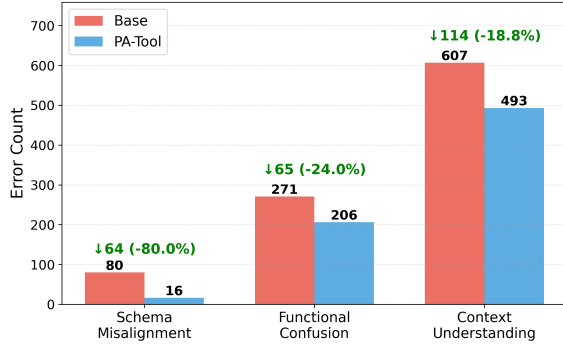


Figure 3: Error type distribution for Llama-3.1-8B on MetaTool tool selection tasks.

6 Analysis

6.1 Error Analysis

To understand how PA-Tool addresses different failure modes, we analyze error distributions in Llama3.1-8B before and after applying PA-Tool. We categorize incorrect predictions into three types: *Schema Misalignment Error* (generating nonexistent but plausible tools), *Functional Confusion Error* (selecting wrong tools with similar functionality), and *Context Understanding Error* (selecting functionally unrelated tools). Detailed definitions and settings are in Appendix G.

Figure 3 shows how PA-Tool affects different error types. PA-Tool substantially reduces all error types, with particularly strong impact on Schema Misalignment (80.0% reduction) and meaningful improvements on Functional Confusion (24.0%) and Context Understanding (18.8%). This demonstrates that schema alignment not only eliminates naming-related failures but also indirectly improves the model’s ability to distinguish tools and understand contexts, likely by reducing cognitive load from misaligned names.

6.2 Integration with Training-Free Methods

Beyond schema renaming, we evaluate PA-Tool’s synergy with other training-free approaches. We test three categories of methods: (1) **Retrieval-based correction**, which maps misaligned outputs to valid tools post-hoc using BM25 (Robertson and Zaragoza, 2009) or ToolLLM (Qin et al., 2024); (2) **Constrained generation**, which enforces valid tool names through JSON schema constraints during decoding; and (3) **Description enhancement** (EasyTool (Yuan et al., 2025)), which rewrites tool descriptions for clarity without modifying names. These methods address different aspects of tool-use

and are compatible with PA-Tool’s schema alignment approach. We evaluate both standalone and combined configurations (Method + PA-Tool), with detailed settings presented in Appendix K.

Table 11 shows that retrieval methods show limited gains on their own (<3% improvement). Even with post-hoc correction opportunities, matching often fails to capture the model’s intended tool. Constrained generation substantially improves RoTBench (Qwen2.5-7B: 78.1% vs. Base 49.5%) by eliminating format errors, but shows mixed results on MetaTool.

However, integrating PA-Tool with these methods consistently improves both settings (Table 12), confirming the two approaches are complementary. PA-Tool consistently outperforms EasyTool (Table 13), with notable gaps on MetaTool (e.g., Llama3.2-3B Similar: 65.7% vs. 45.3%). This suggests naming alignment is more effective than description enhancement. Moreover, rewriting descriptions risks altering perceived tool functionality, while PA-Tool preserves semantics by modifying only names. Nevertheless, both remain compatible, with some combined configurations showing competitive results. Across all methods, PA-Tool demonstrates broad compatibility and provides complementary gains when combined, confirming it addresses a distinct failure mode.

6.3 Integration with Supervised Fine-tuning

While PA-Tool is training-free, we demonstrate that it remains effective when combined with supervised fine-tuning (SFT) on MetaTool. We compare six configurations using Llama3.1-8B: (1) Base, (2) Base + PA-Tool, (3) SFT1 (~2.5K samples), (4) SFT1 + PA-Tool, (5) SFT2 (2× data, ~5K samples), and (6) SFT2 + PA-Tool. Details are in Appendix F.

Table 2 shows PA-Tool provides consistent gains across all configurations. Notably, PA-Tool alone outperforms both SFT1 and SFT2 on Reliability and Multi-tool without any training. SFT2 shows marginal gains over SFT1 on MetaTool but degrades on RoTBench (59.1% vs. 61.0%), indicating catastrophic forgetting. Combined configurations achieve the best results, with SFT2 + PA-Tool reaching 73.2% on Similar. These results reveal two key insights. First, pretraining-aligned naming preferences persist through fine-tuning, as schemas generated from base or fine-tuned models are similarly effective. Second, SFT’s cross-domain degradation highlights its limitation: it specializes to spe-

Configuration	MetaTool				RoTBench
	Similar	Scenario	Reliab.	Multi.	Tool Sel.
Base	65.2	71.1	55.1	79.8	58.1
+ PA-Tool	72.7	75.9	67.2	89.9	68.6
+ SFT1	71.2	77.6	57.1	82.8	61.0
+ SFT1 + PA-Tool	72.7	80.8	57.1	89.9	65.7
+ SFT2 (2× data)	71.2	80.3	58.1	81.8	59.1
+ SFT2 + PA-Tool	73.2	79.2	55.6	86.9	61.9

Table 2: Results of fine-tuning and PA-Tool on 20% random sample from MetaTool and full RoTBench.

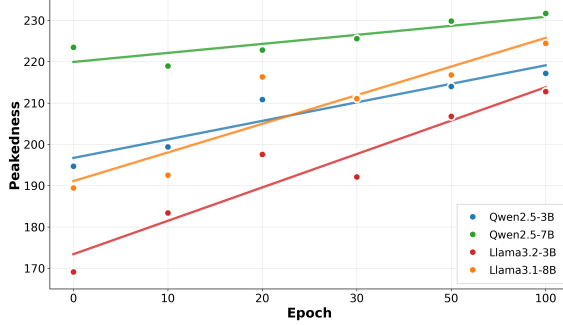


Figure 4: Peakedness across training epochs.

cific tool distributions, risking catastrophic forgetting. PA-Tool’s training-free nature avoids this, providing robust improvements across both in-domain and out-of-domain benchmarks.

6.4 Validating Peakedness

PA-Tool assumes that peakedness reflects models’ familiarity with naming patterns. To validate this, we simulate pretraining conditions where models encounter tool schemas and measure whether peakedness increases across training epochs. We use the same MetaTool training data and experimental settings from Section 6.3 but with a different loss computation: unlike SFT which computes loss only on assistant responses, we compute loss on all tokens to simulate pretraining conditions. We train four models (Qwen2.5-3B/7B, Llama3.2-3B, Llama3.1-8B), measuring peakedness at epochs 0, 10, 20, 30, 50, and 100 with 256 candidates per tool component for stable measurements. Figure 4 shows that peakedness consistently increases with training epochs across all models, with gains up to +25.8% (Llama3.2-3B). This validates our hypothesis that peakedness captures learning exposure, supporting PA-Tool’s use of peakedness to identify pretraining-aligned naming conventions.

6.5 Additional Benchmarks

To demonstrate that PA-Tool generalizes across different evaluation settings, we evaluate on API-Bank (Li et al., 2023b) and τ -Bench (Yao et al.,

Model	Call		Call+Retrieve		τ -Bench	
	Base	PA-Tool	Base	PA-Tool	Base	PA-Tool
Qwen2.5-3B	18.0	28.5	18.5	21.9	3.7	3.8
Qwen2.5-7B	25.7	34.7	23.5	26.9	6.8	9.7
Llama3.2-3B	5.1	5.4	10.9	9.2	4.5	5.6
Llama3.1-8B	28.0	29.8	21.0	22.4	9.7	11.1

Table 3: Performance on API-Bank and end-to-end task completion (%) on τ -Bench (Retail, N=5).

2025). API-Bank evaluates tool-calling accuracy by measuring exact matches between predicted and ground-truth tools and parameters. τ -Bench is an end-to-end benchmark that assesses agent performance through multi-turn dialogues where agents must complete tasks through interaction with users. **API-Bank.** PA-Tool consistently improves performance in most settings (Table 3). Qwen2.5-3B shows substantial gains on the Call task (18.0→28.5), while improvements persist on Call+Retrieve, which requires both tool selection and information retrieval. This confirms that schema alignment enhances tool-calling accuracy. **τ -Bench.** To verify that improved tool selection translates to better task completion, we evaluate on τ -Bench (Retail). We run each evaluation 5 times to mitigate variance from the user simulator. PA-Tool consistently improves end-to-end task completion across all models (Table 3). Analyzing Llama3.1-8B’s tool-calling trajectories reveals that schema misalignment errors decreased from 115 to 98 cases, demonstrating that addressing schema misalignment contributes substantially to the observed performance gains.

7 Conclusion

We introduced PA-Tool, a training-free method that aligns tool schemas with models’ pretrained knowledge by leveraging peakedness as a pretraining familiarity signal. Experiments demonstrate improvements of up to 17% with schema misalignment errors reduced by 80%, validating schema adaptation as an effective strategy for enhancing tool use in small language models. PA-Tool’s practical advantages make it particularly valuable for resource-constrained deployments—as a simple schema-level intervention, it can be applied without model training or fine-tuning, requiring only straightforward name mapping. By bridging pretrained knowledge and real-world tool interfaces, PA-Tool unlocks small models’ potential for tool-augmented applications while preserving computa-

tional efficiency.

Limitations

The effectiveness of PA-Tool varies with model capacity in an interpretable way: smaller models show consistent improvements, as schema misalignment remains a primary failure mode. In contrast, larger models exhibit diminishing gains as parameter count increases, likely due to their stronger reasoning abilities. However, performance improvements remain model-dependent; GPT-4.1-mini still achieves a 12.0% improvement on the Multi-tool task in Metatool, suggesting that certain architectures benefit from schema alignment regardless of scale.

Our reliance on peakedness as an alignment signal assumes this metric reliably indicates pre-training familiarity. While validated across our experiments, this relationship may vary for models with substantially different training distributions. Additionally, our evaluation focuses on English-language schemas; the effectiveness of character-level similarity metrics may differ for non-Latin scripts or morphologically complex languages. PA-Tool incurs one-time computational overhead from candidate generation and evaluation. While negligible compared to fine-tuning, this cost could become non-trivial for tool libraries with thousands of components.

References

- Saaket Agashe, Jiuzhou Han, Shuyu Gan, Jiachen Yang, Ang Li, and Xin Eric Wang. 2025. [Agent s: An open agentic framework that uses computers like a human](#). In *The Thirteenth International Conference on Learning Representations*.
- Anthropic. 2025. Introducing claude sonnet 4.5. <https://www.anthropic.com/news/claude-sonnet-4-5>. Accessed 2025-10-04.
- Shrestha Basu Mallick, Sid Lall, Zach Gleicher, and Kate Olszewska. 2025. Continuing to bring you our latest models, with an improved gemini 2.5 flash and flash-lite release. <https://developers.googleblog.com/en/continuing-to-bring-you-our-latest-models-with-an-improved-gemini-2-5-flash-and-flash-lite-release/>. Google Developers Blog; Accessed 2025-10-04.
- Peter Belcak, Greg Heinrich, Shizhe Diao, Yonggan Fu, Xin Dong, Saurav Muralidharan, Yingyan Celine Lin, and Pavlo Molchanov. 2025. [Small language models are the future of agentic ai](#). *Preprint*, arXiv:2506.02153.
- Tom B. Brown, Benjamin Mann, Nick Ryder, Melanie Subbiah, Jared Kaplan, Prafulla Dhariwal, Arvind Neelakantan, Pranav Shyam, Girish Sastry, Amanda Askell, Sandhini Agarwal, Ariel Herbert-Voss, Gretchen Krueger, Tom Henighan, Rewon Child, Aditya Ramesh, Daniel M. Ziegler, Jeffrey Wu, Clemens Winter, Christopher Hesse, Mark Chen, Eric Sigler, Mateusz Litwin, Scott Gray, Benjamin Chess, Jack Clark, Christopher Berner, Sam McCandlish, Alec Radford, Ilya Sutskever, and Dario Amodei. 2020. [Language models are few-shot learners](#). *Preprint*, arXiv:2005.14165.
- Kevin Chen, Marco Cusumano-Towner, Brody Huval, Aleksei Petrenko, Jackson Hamburger, Vladlen Koltun, and Philipp Krähenbühl. 2025a. [Reinforcement learning for long-horizon interactive llm agents](#). *Preprint*, arXiv:2502.01600.
- Mark Chen, Jerry Tworek, Heewoo Jun, Qiming Yuan, Henrique Ponde de Oliveira Pinto, Jared Kaplan, Harri Edwards, Yuri Burda, Nicholas Joseph, Greg Brockman, Alex Ray, Raul Puri, Gretchen Krueger, Michael Petrov, Heidy Khlaaf, Girish Sastry, Pamela Mishkin, Brooke Chan, Scott Gray, Nick Ryder, Mikhail Pavlov, Alethea Power, Lukasz Kaiser, Mohammad Bavarian, Clemens Winter, Philippe Tillet, Felipe Petroski Such, Dave Cummings, Matthias Plappert, Fotios Chantzis, Elizabeth Barnes, Ariel Herbert-Voss, William Hebgen Guss, Alex Nichol, Alex Paino, Nikolas Tezak, Jie Tang, Igor Babuschkin, Suchir Balaji, Shantanu Jain, William Saunders, Christopher Hesse, Andrew N. Carr, Jan Leike, Josh Achiam, Vedant Misra, Evan Morikawa, Alec Radford, Matthew Knight, Miles Brundage, Mira Murati, Katie Mayer, Peter Welinder, Bob McGrew, Dario Amodei, Sam McCandlish, Ilya Sutskever, and Wojciech Zaremba. 2021. [Evaluating large language models trained on code](#). *Preprint*, arXiv:2107.03374.
- Wei Chen, Zhiyuan Li, and Mingyuan Ma. 2025b. [Octopus: On-device language model for function calling of software APIs](#). In *Proceedings of the 2025 Conference of the Nations of the Americas Chapter of the Association for Computational Linguistics: Human Language Technologies (Volume 3: Industry Track)*, pages 329–339, Albuquerque, New Mexico. Association for Computational Linguistics.
- Zehui Chen, Weihua Du, Wenwei Zhang, Kuikun Liu, Jiangning Liu, Miao Zheng, Jingming Zhuo, Songyang Zhang, Dahua Lin, Kai Chen, and Feng Zhao. 2024. [T-eval: Evaluating the tool utilization capability of large language models step by step](#). In *Proceedings of the 62nd Annual Meeting of the Association for Computational Linguistics (Volume 1: Long Papers)*, pages 9510–9529, Bangkok, Thailand. Association for Computational Linguistics.
- Xiaoxue Cheng, Junyi Li, Xin Zhao, Hongzhi Zhang, Fuzheng Zhang, Di Zhang, Kun Gai, and Ji-Rong Wen. 2024. [Small agent can also rock! empowering small language models as hallucination detector](#).

- In *Proceedings of the 2024 Conference on Empirical Methods in Natural Language Processing*, pages 14600–14615, Miami, Florida, USA. Association for Computational Linguistics.
- Yue Cui, Liuyi Yao, Shuchang Tao, Weijie Shi, Yaliang Li, Bolin Ding, and Xiaofang Zhou. 2025. [Enhancing tool learning in large language models with hierarchical error checklists](#). In *Findings of the Association for Computational Linguistics: ACL 2025*, pages 16357–16375, Vienna, Austria. Association for Computational Linguistics.
- Yihong Dong, Xue Jiang, Huanyu Liu, Zhi Jin, Bin Gu, Mengfei Yang, and Ge Li. 2024. [Generalization or memorization: Data contamination and trustworthy evaluation for large language models](#). *Preprint*, arXiv:2402.15938.
- Lutfi Eren Erdogan, Nicholas Lee, Siddharth Jha, Sehoon Kim, Ryan Tabrizi, Suhong Moon, Coleman Richard Charles Hooper, Gopala Anumanchipalli, Kurt Keutzer, and Amir Gholami. 2024. [TinyAgent: Function calling at the edge](#). In *Proceedings of the 2024 Conference on Empirical Methods in Natural Language Processing: System Demonstrations*, pages 80–88, Miami, Florida, USA. Association for Computational Linguistics.
- Jiazhan Feng, Shijue Huang, Xingwei Qu, Ge Zhang, Yujia Qin, Baoquan Zhong, Chengquan Jiang, Jinxin Chi, and Wanjuan Zhong. 2025. [Retool: Reinforcement learning for strategic tool use in llms](#). *Preprint*, arXiv:2504.11536.
- Yao Fu, Dong-Ki Kim, Jaekyeom Kim, Sungryull Sohn, Lajanugen Logeswaran, Kyunghoon Bae, and Honglak Lee. 2024. [Autoguide: Automated generation and selection of context-aware guidelines for large language model agents](#). In *The Thirty-eighth Annual Conference on Neural Information Processing Systems*.
- Cheng-Yu Hsieh, Si-An Chen, Chun-Liang Li, Yasuhisa Fujii, Alexander Ratner, Chen-Yu Lee, Ranjay Krishna, and Tomas Pfister. 2023. Tool documentation enables zero-shot tool-usage with large language models. *arXiv preprint arXiv:2308.00675*.
- Yue Huang, Jiawen Shi, Yuan Li, Chenrui Fan, Siyuan Wu, Qihui Zhang, Yixin Liu, Pan Zhou, Yao Wan, Neil Zhenqiang Gong, et al. 2024. Metatool benchmark for large language models: Deciding whether to use tools and which to use. In *ICLR*.
- V. I. Levenshtein. 1965. Binary codes capable of correcting deletions, insertions, and reversals. *Doklady Akademii Nauk SSSR*, 163(4):845–848. Original Russian publication.
- Minghao Li, Yingxiu Zhao, Bowen Yu, Feifan Song, Hangyu Li, Haiyang Yu, Zhoujun Li, Fei Huang, and Yongbin Li. 2023a. [API-bank: A comprehensive benchmark for tool-augmented LLMs](#). In *Proceedings of the 2023 Conference on Empirical Methods in Natural Language Processing*, pages 3102–3116, Singapore. Association for Computational Linguistics.
- Minghao Li, Yingxiu Zhao, Bowen Yu, Feifan Song, Hangyu Li, Haiyang Yu, Zhoujun Li, Fei Huang, and Yongbin Li. 2023b. [API-bank: A comprehensive benchmark for tool-augmented LLMs](#). In *Proceedings of the 2023 Conference on Empirical Methods in Natural Language Processing*, pages 3102–3116, Singapore. Association for Computational Linguistics.
- Yucheng Li. 2023. [Estimating contamination via perplexity: Quantifying memorisation in language model evaluation](#). *Preprint*, arXiv:2309.10677.
- Weiwen Liu, Xu Huang, Kingshan Zeng, xinlong hao, Shuai Yu, Dexun Li, Shuai Wang, Weinan Gan, Zhengying Liu, Yuanqing Yu, Zezhong WANG, Yuxian Wang, Wu Ning, Yutai Hou, Bin Wang, Chuhan Wu, Wang Xinzhi, Yong Liu, Yasheng Wang, Duyu Tang, Dandan Tu, Lifeng Shang, Xin Jiang, Ruiming Tang, Defu Lian, Qun Liu, and Enhong Chen. 2025. [ToolACE: Winning the points of LLM function calling](#). In *The Thirteenth International Conference on Learning Representations*.
- Aman Madaan, Niket Tandon, Prakhar Gupta, Skyler Hallinan, Luyu Gao, Sarah Wiegrefe, Uri Alon, Nouha Dziri, Shrimai Prabhumoye, Yiming Yang, Shashank Gupta, Bodhisattwa Prasad Majumder, Katherine Hermann, Sean Welleck, Amir Yazdanbakhsh, and Peter Clark. 2023. [Self-refine: Iterative refinement with self-feedback](#). In *Thirty-seventh Conference on Neural Information Processing Systems*.
- Meta AI. 2024a. Introducing llama 3.1: Our most capable models to date. <https://ai.meta.com/blog/meta-llama-3-1/>. Accessed 2025-10-04.
- Meta AI. 2024b. Llama 3.2: Revolutionizing edge ai and vision with open, efficient models. <https://ai.meta.com/blog/llama-3-2-connect-2024-vision-edge-mobile-devices/>. Accessed 2025-10-04.
- OpenAI. 2024. Gpt-4.1 mini. <https://openai.com/index/gpt-4-1/>. Accessed 2025-10-04.
- Shishir G Patil, Huanzhi Mao, Fanjia Yan, Charlie Cheng-Jie Ji, Vishnu Suresh, Ion Stoica, and Joseph E. Gonzalez. 2025. [The berkeley function calling leaderboard \(BFCL\): From tool use to agentic evaluation of large language models](#). In *Forty-second International Conference on Machine Learning*.
- Cheng Qian, Emre Can Acikgoz, Qi He, Hongru Wang, Xiushi Chen, Dilek Hakkani-Tür, Gokhan Tur, and Heng Ji. 2025. [Toolrl: Reward is all tool learning needs](#). *Preprint*, arXiv:2504.13958.
- Yujia Qin, Shihao Liang, Yining Ye, Kunlun Zhu, Lan Yan, Yaxi Lu, Yankai Lin, Xin Cong, Xiangru Tang, Bill Qian, Sihan Zhao, Lauren Hong, Runchu Tian, Ruobing Xie, Jie Zhou, Mark Gerstein, dahai li,

- Zhiyuan Liu, and Maosong Sun. 2024. [ToolLLM: Facilitating large language models to master 16000+ real-world APIs](#). In *The Twelfth International Conference on Learning Representations*.
- Changle Qu, Sunhao Dai, Xiaochi Wei, Hengyi Cai, Shuaiqiang Wang, Dawei Yin, Jun Xu, and Ji-Rong Wen. 2025a. [From exploration to mastery: Enabling LLMs to master tools via self-driven interactions](#). In *The Thirteenth International Conference on Learning Representations*.
- Changle Qu, Sunhao Dai, Xiaochi Wei, Hengyi Cai, Shuaiqiang Wang, Dawei Yin, Jun Xu, and Ji-Rong Wen. 2025b. Tool learning with large language models: A survey. *Frontiers of Computer Science*, 19(8):198343.
- Qwen, :, An Yang, Baosong Yang, Beichen Zhang, Binyuan Hui, Bo Zheng, Bowen Yu, Chengyuan Li, Dayiheng Liu, Fei Huang, Haoran Wei, Huan Lin, Jian Yang, Jianhong Tu, Jianwei Zhang, Jianxin Yang, Jiayi Yang, Jingren Zhou, Junyang Lin, Kai Dang, Keming Lu, Keqin Bao, Kexin Yang, Le Yu, Mei Li, Mingfeng Xue, Pei Zhang, Qin Zhu, Rui Men, Runji Lin, Tianhao Li, Tianyi Tang, Tingyu Xia, Xingzhang Ren, Xuancheng Ren, Yang Fan, Yang Su, Yichang Zhang, Yu Wan, Yuqiong Liu, Zeyu Cui, Zhenru Zhang, and Zihan Qiu. 2025. [Qwen2.5 technical report](#). *Preprint*, arXiv:2412.15115.
- Stephen Robertson and Hugo Zaragoza. 2009. [The probabilistic relevance framework: Bm25 and beyond](#). *Found. Trends Inf. Retr.*, 3(4):333–389.
- Ranjan Sapkota, Konstantinos I. Roumeliotis, and Manoj Karkee. 2026. [Ai agents vs. agentic ai: A conceptual taxonomy, applications and challenges](#). *Information Fusion*, 126:103599.
- Timo Schick, Jane Dwivedi-Yu, Roberto Dessì, Roberta Raileanu, Maria Lomeli, Eric Hambro, Luke Zettlemoyer, Nicola Cancedda, and Thomas Scialom. 2023. Toolformer: Language models can teach themselves to use tools. *Advances in Neural Information Processing Systems*, 36:68539–68551.
- Gyuhyeon Seo, Jungwoo Yang, Junseong Pyo, Nalim Kim, Jonggeun Lee, and Yohan Jo. 2025. [Simuhome: A temporal- and environment-aware benchmark for smart home llm agents](#). *Preprint*, arXiv:2509.24282.
- Weijia Shi, Anirudh Ajith, Mengzhou Xia, Yangsibo Huang, Daogao Liu, Terra Blevins, Danqi Chen, and Luke Zettlemoyer. 2024a. [Detecting pretraining data from large language models](#). *Preprint*, arXiv:2310.16789.
- Wentao Shi, Mengqi Yuan, Junkang Wu, Qifan Wang, and Fuli Feng. 2024b. [Direct multi-turn preference optimization for language agents](#). In *Proceedings of the 2024 Conference on Empirical Methods in Natural Language Processing*, pages 2312–2324, Miami, Florida, USA. Association for Computational Linguistics.
- Jeonghoon Shim, Woojung Song, Cheyon Jin, Seungwon KooK, and Yohan Jo. 2025. [Non-collaborative user simulators for tool agents](#). *Preprint*, arXiv:2509.23124.
- Noah Shinn, Federico Cassano, Ashwin Gopinath, Karthik R Narasimhan, and Shunyu Yao. 2023. [Reflexion: language agents with verbal reinforcement learning](#). In *Thirty-seventh Conference on Neural Information Processing Systems*.
- Harsh Trivedi, Tushar Khot, Mareike Hartmann, Ruskin Manku, Vinty Dong, Edward Li, Shashank Gupta, Ashish Sabharwal, and Niranjan Balasubramanian. 2024. [AppWorld: A controllable world of apps and people for benchmarking interactive coding agents](#). In *Proceedings of the 62nd Annual Meeting of the Association for Computational Linguistics (Volume 1: Long Papers)*, pages 16022–16076, Bangkok, Thailand. Association for Computational Linguistics.
- Boshi Wang, Hao Fang, Jason Eisner, Benjamin Van Durme, and Yu Su. 2024. [LLMs in the imagination: Tool learning through simulated trial and error](#). In *Proceedings of the 62nd Annual Meeting of the Association for Computational Linguistics (Volume 1: Long Papers)*, pages 10583–10604, Bangkok, Thailand. Association for Computational Linguistics.
- Qinzhao Wu, Pengzhi Gao, Wei Liu, and Jian Luan. 2025. [Backtrackagent: Enhancing gui agent with error detection and backtracking mechanism](#). *Preprint*, arXiv:2505.20660.
- Shuo Yang, Wei-Lin Chiang, Lianmin Zheng, Joseph E. Gonzalez, and Ion Stoica. 2023. [Rethinking benchmark and contamination for language models with rephrased samples](#). *Preprint*, arXiv:2311.04850.
- Shunyu Yao, Noah Shinn, Pedram Razavi, and Karthik R Narasimhan. 2025. [{ \$\tau\$ }-bench: A benchmark for Tool-Agent-User interaction in real-world domains](#). In *The Thirteenth International Conference on Learning Representations*.
- Junjie Ye, Yilong Wu, Songyang Gao, Caishuang Huang, Sixian Li, Guanyu Li, Xiaoran Fan, Qi Zhang, Tao Gui, and Xuanjing Huang. 2024. [RoTBench: A multi-level benchmark for evaluating the robustness of large language models in tool learning](#). In *Proceedings of the 2024 Conference on Empirical Methods in Natural Language Processing*, pages 313–333, Miami, Florida, USA. Association for Computational Linguistics.
- Siyu Yuan, Kaitao Song, Jiangjie Chen, Xu Tan, Yongliang Shen, Kan Ren, Dongsheng Li, and Deqing Yang. 2025. [EASYTOOL: Enhancing LLM-based agents with concise tool instruction](#). In *Proceedings of the 2025 Conference of the Nations of the Americas Chapter of the Association for Computational Linguistics: Human Language Technologies (Volume 1: Long Papers)*, pages 951–972, Albuquerque, New Mexico. Association for Computational Linguistics.

Jianguo Zhang, Tian Lan, Ming Zhu, Zuxin Liu, Thai Quoc Hoang, Shirley Kokane, Weiran Yao, Juntao Tan, Akshara Prabhakar, Haolin Chen, Zhiwei Liu, Yihao Feng, Tulika Manoj Awalgaonkar, Rithesh R N, Zeyuan Chen, Ran Xu, Juan Carlos Niebles, Shelby Heinecke, Huan Wang, Silvio Savarese, and Caiming Xiong. 2025. [xLAM: A family of large action models to empower AI agent systems](#). In *Proceedings of the 2025 Conference of the Nations of the Americas Chapter of the Association for Computational Linguistics: Human Language Technologies (Volume 1: Long Papers)*, pages 11583–11597, Albuquerque, New Mexico. Association for Computational Linguistics.

Andrew Zhao, Daniel Huang, Quentin Xu, Matthieu Lin, Yong-Jin Liu, and Gao Huang. 2024. [Expel: Llm agents are experiential learners](#). In *Proceedings of the AAAI Conference on Artificial Intelligence*, volume 38, pages 19632–19642.

Yifei Zhou, Song Jiang, Yuandong Tian, Jason Weston, Sergey Levine, Sainbayer Sukhbaatar, and Xian Li. 2025. [Sweet-rl: Training multi-turn llm agents on collaborative reasoning tasks](#). *Preprint*, arXiv:2503.15478.

A Detailed Algorithm for PA-Tool

Algorithm 1 Pseudocode for PA-Tool

Require: Language model \mathcal{M} , Component description d , samples s , temperature t , hyperparameter α

Ensure: Representative schema s^*

- 1: **// Stage 1: Candidate Generation**
- 2: $s_{\text{ref}} \leftarrow$ Generate schema from \mathcal{M} with temperature 0
- 3: $\mathcal{C} \leftarrow \{\}$
- 4: **for** $i = 1$ **to** s **do**
- 5: $s_i \leftarrow$ Generate schema from \mathcal{M} with temperature t
- 6: Add s_i to \mathcal{C}
- 7: **end for**
- 8: **// Stage 2: Peakedness Computation**
- 9: $\ell_{\text{max}} \leftarrow$ maximum character length of schema in \mathcal{C}
- 10: $\tau \leftarrow \alpha \cdot \ell_{\text{max}}$ ▷ Eq. (1)
- 11: **for each** s_i in \mathcal{C} **do**
- 12: $\phi(s_i) \leftarrow$ count of schemas in \mathcal{C} with edit distance $\leq \tau$ from s_i ▷ Eq. (2)
- 13: **end for**
- 14: **// Stage 3: Schema Selection**
- 15: $\mathcal{C}^* \leftarrow$ schemas in \mathcal{C} with maximum peakedness ▷ Eq. (3)
- 16: **if** $|\mathcal{C}^*| == 1$ **then**
- 17: $s^* \leftarrow$ the unique schema in \mathcal{C}^*
- 18: **else**
- 19: $s^* \leftarrow$ schema in \mathcal{C}^* closest to s_{ref} ▷ Eq. (4)
- 20: **end if**
- 21: **return** s^*

B Prompt Templates

Candidate Name Generation Prompt

Generate a {{ component }} name from the description below.
The {{ component }} will be used in a tool agent scenario.

Description:
{{ description }}

If component == "tool":

Example:
Description: A tool that manages files and directories on the system.
Output: file_manager

Generate only the name without additional explanation.

Elif component == "parameter":

Example:
Context:
Tool: file_manager - A tool for managing files and directories
Output: file_path

Context:
Tool: {{ tool_name }} - {{ tool_description }}
Generate only the name without additional explanation.

Figure 5: Component name generation prompt for Stage(1) in Figure 2.

Error Classification Prompt

You are an expert in analyzing tool selection errors in language models.

Given a query, the ground truth tool(s), the model's selected tool, and the available tool list, classify the error into ONE of these three categories:

- 1. Schema Misalignment Error:** The model selected a tool name that seems plausible but doesn't exist in the tool list, OR the model selected a tool with a similar name pattern but different from the correct tool. This indicates the model is following its pretrained naming patterns rather than the actual schema.
- 2. Functional Confusion Error:** The model selected an existing tool from the list that has similar functionality to the correct tool, but is not the right choice. The model understands the query but confuses functionally similar tools.
- 3. Context Understanding Error:** The model failed to understand the query's intent or context, selecting a tool that is functionally unrelated to what the query requires.

Query: {query}
Ground Truth Tool: {ground_truth}
Model Selected: {model_output}
Available Tools: {tool_list}

IMPORTANT: Respond with ONLY ONE of these exact phrases:
Schema Misalignment Error
Functional Confusion Error
Context Understanding Error

Figure 6: Error classification prompt for analyzing tool selection errors.

C Example of Schema Generation Process

We provide a concrete example of how PA-Tool generates pretraining-aligned schemas. Given the original tool name DietTool with description "A tool that simplifies calorie counting, tracks diet, and provides insights from many restaurants and grocery stores...", PA-Tool generates 32 candidate names by sampling at temperature 0.4.

The top candidates by frequency are:

- diet_tracker: 5 occurrences
- diet_insights: 4 occurrences
- calorie_tracker: 3 occurrences
- nutri_guide: 3 occurrences
- eatwise: 3 occurrences

Training Data Generation Prompt

You are an expert at explaining tool selection reasoning for AI systems. Your task is to generate high-quality, flowing reasoning that explains WHY specific tools were chosen for a given query.

Your Task:

Given:

- A user's query
- A list of available tools with descriptions
- The tools that were selected (answer)

Generate: A clear, logical reasoning in natural paragraph form that explains why these specific tools are the best choices.

Quality Criteria:

Your reasoning MUST:

1. Analyze the query deeply: Identify key requirements, implicit needs, and user intent
2. Connect query to tools: Explicitly link query elements to tool capabilities
3. Justify each selection: Explain why each tool is necessary
4. Show tool synergy: Explain how the tools work together
5. Consider alternatives: Briefly mention why other tools were NOT chosen
6. Be specific: Use concrete details from the query and tool descriptions
7. Write in flowing prose: Use natural paragraphs, not bullet points or lists

Example:

...

Now Generate:

User's Query: {{ query }}

Selected Tools: {{ selected_tools }}

Write your reasoning as flowing paragraphs that naturally cover query analysis, tool justification for each selected tool, their combined strategy, and why alternatives were not chosen.

Figure 7: Training data generation prompt for supervised fine-tuning in Metatool.

- Others: `nutrify`, `nutri_navigator`, `diet_planner`, etc. (1-2 occurrences each)

Importantly, PA-Tool does not simply select the most frequent candidate. Instead, it computes peakedness by measuring how many similar candidates cluster around each option using edit distance. In this case, PA-Tool selects `diet_insights` (peakedness=4) rather than the most frequent `diet_tracker` (5 occurrences), as the former has a tighter cluster of similar variants indicating stronger distributional concentration.

It is also worth noting that greedy decoding (temperature 0) produces `nutri_guide`, which differs from both the most frequent candidate and PA-Tool’s selection. This illustrates three distinct outcomes: (1) PA-Tool’s peakedness-based selection (`diet_insights`), (2) the most frequent candidate (`diet_tracker`), and (3) greedy decoding’s output (`nutri_guide`). These differences highlight that PA-Tool’s selection mechanism considers distributional concentration rather than simple frequency or single-sample generation.

D Evaluation Protocol

D.1 MetaTool

In MetaTool evaluation, the agent receives (1) a user query, (2) a list of candidate tools with their names and descriptions, and (3) few-shot examples. The agent must select the appropriate tool name(s) from the provided list. For the Similar, Scenario, and Multi-tool subtasks, the agent selects one or more ground-truth tools. For the Reliability subtask, when no suitable tool exists, the agent must output “None” to indicate the query cannot be solved with the given tools. Critically, the multi-candidate selection nature of the task is preserved: models must reason about and distinguish between all available tools in the candidate list, regardless of their names.

Prompt Structure. We present an example prompt template used for model inference (Figure 8).

Scoring Methodology. We revised the original MetaTool scoring methodology to address several edge cases and improve evaluation accuracy. The original method relied heavily on manual analysis and did not adequately handle ambiguous cases where models produced partially correct outputs or included both correct and incorrect tools in their responses.

For single-tool tasks (similar and scenario tasks), when exactly one tool match is found, we now first verify that it corresponds to the ground-truth label before considering it correct. Additionally, if the keyword “None” appears in the model output, we check its position relative to the matched tool. The response is marked correct only if the matched tool appears before “None,” as this indicates the model prioritized the correct tool over rejection. For cases with two or more matches, we replaced manual analysis with automated evaluation using GPT-4.1-mini, which assesses whether the model output selected only the ground-truth tools. This change was necessary because manual review became impractical at scale and introduced inconsistencies in scoring.

For reliability tasks, we introduced logic to verify correct “None” predictions. If no matches are found and “None” is present, or if matches exist but “None” appears before them, the response is marked correct. This refinement was added because the original methodology could not distinguish between appropriate rejections and cases where models incorrectly included tool names alongside “None.”

For multi-tool tasks, responses with exactly one match are now explicitly marked incorrect, as these tasks require selecting multiple tools. Cases with more than two matches are evaluated using GPT-4.1-mini instead of manual review, ensuring consistent and scalable assessment. These refinements enable more precise automated scoring while capturing nuanced model behaviors that the original methodology could not adequately assess.

D.2 RoTBench

In RoTBench evaluation, the agent receives (1) a system message describing the task format, (2) a list of available tools with complete schemas including names, descriptions, and parameter specifications, and (3) a user query. The agent must provide both tool selection and parameter identification in a structured format.

Prompt Structure. We present an example prompt template used for model inference (Figure 9).

Evaluation Metrics. Tool Selection accuracy is measured by whether the model selects the correct tool name from the available list. Parameter Identification accuracy is computed conditionally: only cases where the model correctly selected the tool

are evaluated for whether the model also identified the correct set of required parameters. This two-stage evaluation isolates the impact of schema alignment on each capability independently, while preserving the multi-candidate selection challenge where models must reason across multiple tool options.

D.3 API-Bank

API-Bank (Li et al., 2023b) is a comprehensive benchmark for evaluating tool-augmented language models across realistic API usage scenarios. The benchmark implements 73 runnable APIs spanning diverse domains and evaluates models on 314 manually annotated dialogues containing 753 API calls.

API-Bank assesses two fundamental capabilities: (1) **Call**, where models must correctly invoke APIs with appropriate parameters when APIs are provided in the context, and (2) **Retrieval+Call**, where models must first retrieve relevant APIs from a large pool using an API Search function, then call the selected APIs. Both tasks require exact matching of tool names and parameters with ground-truth annotations for correctness. We evaluate on both capabilities to assess whether PA-Tool improves tool selection when schemas are either explicitly provided (Call) or must be retrieved (Retrieval+Call). The detailed prompt given to the agent is shown in Appendix 10.

D.4 τ -Bench

τ -Bench (Yao et al., 2025) evaluates agents on realistic, multi-turn task-oriented dialogues where they must interact with simulated users while following domain-specific policies. Unlike traditional benchmarks that provide all information upfront, τ -Bench requires agents to incrementally gather information through conversation, consult policy guidelines, and execute appropriate API calls to reach a target database state.

We evaluate on the Retail domain, which contains realistic customer service scenarios. Success requires: (1) correctly invoking APIs with write capabilities (e.g., `cancel_order`, `update_shipping`) to modify the database state, (2) adhering to domain-specific policies, and (3) managing multi-turn interactions to gather necessary information from users. The benchmark measures end-to-end task completion by comparing the final database state with the ground-truth goal state, directly assessing whether improved tool selection translates to successful task completion in realistic

scenarios.

We fix the user simulator to Llama-3.1-8B-Instruct and use temperature 0 for deterministic evaluation, reporting the mean pass rate over 5 independent runs ($N=5$) to account for stochasticity in user simulation. The detailed prompt given to the agent is shown in Appendix 11.

D.5 PA-Tool Integration

Within these evaluation protocols, PA-Tool operates by replacing original tool names and parameter names in the provided schemas with pretraining-aligned alternatives. Critically, all other components remain identical: tool descriptions, parameter descriptions, example demonstrations, and task instructions are unchanged. This ensures that PA-Tool’s improvements stem solely from schema alignment, not from modifications to semantic information or task structure.

For instance, if the original schema contains `get_user_id` but PA-Tool determines that `get_customer_id` better aligns with the model’s pretrained knowledge, only the tool name in the candidate list (MetaTool) or tool schema (RoTBench) is replaced. The tool’s description, available parameters, and all contextual information remain identical across Base and PA-Tool conditions, ensuring fair and comparable evaluation. If `get_user_id` is the correct answer, methods that do not use schema renaming should predict `get_user_id` to be considered correct, while PA-Tool should choose `get_customer_id`.

E Generalization to Diverse Models Details

To assess whether PA-Tool generalizes across different model families and scales, we conduct additional experiments on MetaTool and RoTBench using models beyond the Qwen and Llama families examined in our main results.

For small language models (SLMs), we evaluate three additional models: Ministral-8B, GPT-4.1-nano, and Gemini-2.5-Flash-Lite. To investigate whether our approach remains effective for larger models, we also test on Llama-3.3-70B, GPT-4.1-mini, and Gemini-2.5-Flash. Figure 14 presents the average performance gains across all evaluation metrics for each model. We present detailed performance gains in Figures 12 and 13 for MetaTool and RoTBench, respectively.

Results on SLMs. Consistent with our main findings, PA-Tool substantially improves performance over the Base setting across all SLMs. Notably, on RoTBench, PA-Tool achieves performance gains exceeding 11% for all three models, demonstrating significant improvements when SLMs serve as executors for subtasks. These results reinforce our key insight: aligning tool call schemas with the model’s intrinsic knowledge provides substantial benefits, even for resource-constrained models.

Results on LLMs. Our method also yields consistent improvements on larger models. For the closed-source models GPT-4.1-mini and Gemini-2.5-Flash, we observe notable gains of over 9.9% on MetaTool and 10.4% on RoTBench. Interestingly, Llama-3.3-70B shows more modest improvements, suggesting that some larger open-source models may already possess sufficient capability to handle misaligned schemas. Nevertheless, the consistent gains across most models indicate that PA-Tool provides value across different model scales.

These results demonstrate that PA-Tool is a general-purpose technique applicable across diverse model families, architectures, and scales, rather than being specific to particular models or model sizes.

F Experimental Setup of Supervised Fine-tuning

Setup. As MetaTool does not include a predefined training split, we construct train/validation/test sets by randomly sampling 60%/20%/20% of all task instances. Since the dataset only provides ground-truth tool labels without reasoning traces, we use GPT-4.1-mini to generate complete responses with reasoning for each training instance. Using these generated trajectories, we train our SFT1 baseline. To investigate whether PA-Tool remains effective even when models are trained on larger datasets that naturally reduce format inconsistencies, we create an augmented training set by doubling the original data and train an additional SFT2 baseline. The prompt template is provided in Appendix B. We fine-tune Llama-3.1-8B using the hyperparameters detailed in Table 4.

G Error Analysis Details

Error taxonomy. We categorize tool selection errors into three types based on their underlying failure modes: (1) *Schema Misalignment Error* occurs

Table 4: Training hyperparameters for Llama3.1-8B fine-tuning.

Hyperparameter	Value
Base Model	Llama3.1-8B
LoRA Rank	32
LoRA Alpha	64
LoRA Dropout	0.05
Learning Rate	5e-5
Batch Size	16
Epochs	5
GPU	NVIDIA A6000 D6 48GB

when the model generates a plausible but non-existent tool name, or selects a tool with similar naming patterns but different from the correct one. This indicates the model follows its pretrained conventions rather than the provided schema. For example, when the correct tool is `get_user_id`, the model might generate `get_customer_id`—a naming pattern it encountered frequently during pretraining but absent from the current schema. (2) *Functional Confusion Error* occurs when the model selects an existing tool with similar functionality to the correct tool but is not the right choice. This suggests the model understands the query but confuses functionally similar tools. For instance, when asked to send an email notification, the model might select `send_sms` instead of the correct `send_email`, both of which are communication tools but use different channels. (3) *Context Understanding Error* occurs when the model fails to comprehend the query’s intent, selecting a functionally unrelated tool. For example, when asked to delete a user account, the model might incorrectly select `create_user` or `list_products`, indicating a fundamental misunderstanding of the task.

Experimental setup. We implement an automated error analyzer using GPT-4.1-mini (OpenAI, 2024) to classify errors from Llama3.1-8B in both Base and PA-Tool configurations. The analysis is conducted on MetaTool’s three tool selection subtasks: Similar, Scenario, and Multi-tool. We exclude the Reliability subtask as it specifically tests the "no suitable tool" scenario rather than tool selection errors. The classification prompt is provided in Figure 6.

Model	MetaTool	RoTBench
Qwen2.5-3B	8.0 sec	13.9 sec
Qwen2.5-7B	11.2 sec	15.0 sec
Llama3.2-3B	8.2 sec	12.4 sec
Llama3.1-8B	11.6 sec	15.9 sec

Table 5: Schema generation time for PA-Tool.

Model	MetaTool	RoTBench
Qwen2.5-3B	2 (1.0%)	13 (4.2%)
Qwen2.5-7B	0 (0.0%)	15 (4.8%)
Llama3.2-3B	1 (0.5%)	18 (5.8%)
Llama3.1-8B	1 (0.5%)	17 (5.5%)

Table 6: Name collision statistics across benchmarks.

H Computational Time

Table 5 shows the wall-clock time required for one-time schema generation across both benchmarks.

Schema generation is a one-time preprocessing cost, requiring 8–16 seconds depending on model size and number of tools. Once generated, the pretraining-aligned schema can be reused indefinitely without additional overhead during inference. All experiments were conducted on Intel Xeon Gold 6230 CPU @ 2.10GHz (38 cores), NVIDIA A100 80GB PCIe, 450GB RAM, with Python 3.11.14, vLLM 0.10.2, and CUDA 12.8.

I Name Collision Resolution

When tools have highly similar descriptions, PA-Tool may generate identical names for different components. We resolve this through iterative priority-based locking: in each round, the component with the highest peakedness for a contested name acquires it, while others cascade to their next candidate. This process repeats until all components have unique names.

Table 6 shows collision frequencies across benchmarks. Collisions remain rare across all models (less than 6%), with MetaTool showing particularly low rates (0-1.0%) and RoTBench showing slightly higher but still modest rates (4.2-5.8%). RoTBench’s higher collision rate stems from greater lexical overlap among tool descriptions (average Jaccard similarity of 0.025 vs. 0.011 for MetaTool).

Table 7: Effect of Number of Candidates on Model Performance

Model	N	MetaTool			
		Similar	Scenario	Reliab.	Multi.
Qwen2.5-3B	16	50.5	59.1	85.7	66.4
	32	50.0	58.8	86.2	72.6
	64	50.9	59.1	86.1	69.6
	128	50.5	58.6	86.0	70.6
	256	50.2	59.1	83.2	72.4
Qwen2.5-7B	16	63.2	74.9	86.8	84.3
	32	64.1	78.4	88.2	84.9
	64	62.9	77.7	88.2	87.7
	128	62.3	77.4	85.4	84.1
	256	63.0	78.4	81.0	87.1
Llama3.2-3B	16	64.2	65.9	60.4	80.9
	32	65.7	67.7	60.6	80.5
	64	64.3	65.2	57.5	79.5
	128	63.7	65.2	52.5	79.3
	256	64.8	65.5	54.2	80.7
Llama3.1-8B	16	68.9	79.5	66.9	88.9
	32	70.3	79.9	66.0	88.3
	64	68.7	77.8	64.5	87.5
	128	67.9	79.4	65.1	88.9
	256	67.6	79.8	63.9	88.3

J Hyperparameter Detailed Results

We investigate the impact of PA-Tool’s three key hyperparameters on performance: the number of candidates (N), the similarity threshold (α), and the sampling temperature (t). All experiments are conducted on the MetaTool benchmark.

Number of Candidates (N). Table 7 shows that smaller models (3B) achieve stable performance with 16–32 candidates, while larger models (7–8B) require 32–64 candidates before performance plateaus. Beyond these ranges, additional candidates provide minimal gains.

Similarity Threshold (α). Table 8 shows that performance peaks at $\alpha = 0.2$ consistently across all models. At $\alpha = 0.1$, performance drops by 2–3%, while $\alpha = 0.3$ shows similar degradation.

Sampling Temperature (t). Table 9 shows that performance remains stable across temperatures $t \in [0.2, 1.0]$, varying within 1–2%. Moderate temperatures ($t = 0.4$ – 0.6) show slightly better results, though the differences are marginal.

Table 8: Effect of Similarity Threshold on Model Performance

Model	α	MetaTool			
		Similar	Scenario	Reliab.	Multi.
Qwen2.5-3B	0.1	50.5	58.3	84.1	72.0
	0.2	50.0	58.8	86.2	72.6
	0.3	51.0	58.6	78.9	60.2
Qwen2.5-7B	0.1	62.7	76.4	84.8	84.9
	0.2	64.1	78.4	88.2	84.9
	0.3	63.2	75.8	84.7	82.3
Llama3.2-3B	0.1	62.8	66.3	54.8	68.2
	0.2	65.7	67.7	60.6	80.5
	0.3	65.0	65.5	59.0	79.9
Llama3.1-8B	0.1	68.3	76.9	65.0	88.1
	0.2	70.3	79.9	66.0	88.3
	0.3	68.1	78.7	64.4	88.7

K Integration with Training-free Methods Details

K.1 Retrieval-based Correction

Retrieval-based methods attempt to recover from schema misalignment by mapping invalid model outputs to valid tool names post-hoc.

BM25. When the model generates a tool name not present in the predefined schema, we retrieve the most similar valid tool name using BM25 scoring (Robertson and Zaragoza, 2009) based on character-level lexical overlap. This approach assumes that misaligned outputs share surface-level similarity with intended tools.

ToolLLM Embedding. We employ ToolLLM’s tool-specialized embedding model (Qin et al., 2024), which was trained specifically for tool retrieval tasks. When misalignment occurs, we compute semantic similarity between the generated output and all valid tool names, selecting the nearest neighbor in embedding space.

Correction Mechanism. Both methods operate as post-hoc recovery applied after model inference. Specifically, we first evaluate each prediction using the standard scoring procedure. For incorrect predictions, we parse the model output to extract the predicted tool name. If this name does not appear in the predefined candidate list (checked case-insensitively), we apply retrieval-based correction to find the nearest valid tool. The corrected output then undergoes re-evaluation. Crucially, if the predicted tool is present in the candidate list but is simply the wrong choice, no correction is

Table 9: Effect of Sampling Temperature on Model Performance

Model	Temp.	MetaTool			
		Similar	Scenario	Reliab.	Multi.
Qwen2.5-3B	0.2	50.2	58.5	85.0	71.0
	0.4	50.0	58.8	86.2	72.6
	0.6	51.5	58.9	85.5	70.2
	0.8	50.5	59.7	83.9	72.0
	1.0	51.7	60.2	85.1	67.2
Qwen2.5-7B	0.2	62.2	75.3	88.8	86.9
	0.4	64.1	78.4	88.2	84.9
	0.6	62.3	75.8	88.6	86.9
	0.8	61.4	77.7	87.5	86.1
	1.0	63.1	77.4	90.2	86.7
Llama3.2-3B	0.2	64.1	68.3	55.6	74.2
	0.4	65.7	67.7	60.6	80.5
	0.6	61.3	66.4	64.6	79.9
	0.8	63.5	68.7	54.1	80.3
	1.0	64.0	66.3	61.5	77.9
Llama3.1-8B	0.2	69.5	79.5	63.5	88.5
	0.4	70.3	79.9	66.0	88.3
	0.6	68.4	79.8	62.3	80.9
	0.8	67.8	79.4	65.2	88.7
	1.0	69.5	76.9	65.6	88.5

applied—retrieval methods can only recover from schema-violating outputs, not from semantically incorrect selections among valid options.

Results. As shown in Table 11, retrieval-based correction yields limited improvements across both benchmarks. On MetaTool, BM25 and ToolLLM produce marginal or no gains in most subtasks, with accuracy improvements rarely exceeding 1%. RoTBench shows slightly more responsiveness to retrieval, particularly for tool selection in single-turn settings, but parameter identification remains largely unaffected. Notably, when combined with PA-Tool, retrieval methods achieve more consistent improvements, suggesting that better-aligned initial generations provide more suitable candidates for retrieval-based matching.

K.2 Constrained Generation

Constrained generation methods enforce valid outputs during the decoding process itself, eliminating the possibility of schema-violating generations.

JSON Schema Constraints. We implement constrained decoding using JSON Schema with enum restrictions, which masks logits corresponding to tokens that would lead to invalid tool names during generation. For MetaTool, the schema restricts outputs to {"selected_tool": <enum>}, while for RoTBench it enforces {"action": <enum>},

Model	Method	MetaTool				RoTBench			
		Tool Selection				Single-turn		Multi-turn	
		Similar	Scenario	Reliability	Multi-tool	Tool Sel.	Param Iden.	Tool Sel.	Param Iden.
GPT-4.1-mini	Base	79.6	84.3	76.3	72.2	79.1	58.1	28.6	12.9
	PA-Tool	80.5	84.5	80.0	84.3	82.9	59.1	25.7	21.4
GPT-4.1-nano	Base	56.8	53.1	99.0	81.5	71.4	34.3	28.6	12.9
	PA-Tool	60.6	54.0	99.5	77.1	72.4	44.8	27.1	17.1
Gemini-2.5-Flash	Base	70.0	79.8	89.2	77.3	82.9	56.2	22.9	12.9
	PA-Tool	72.6	82.7	92.4	78.5	84.8	62.9	31.4	17.1
Gemini-2.5-Flash-Lite	Base	79.3	86.5	65.9	77.7	72.4	63.8	24.3	18.6
	PA-Tool	80.8	87.1	70.5	72.0	73.3	65.7	30.0	22.9
Llama3.3-70B	Base	80.4	85.2	63.7	82.9	75.2	27.6	32.9	8.6
	PA-Tool	79.9	85.2	66.2	81.3	74.3	26.7	30.0	7.1
Ministral-8B	Base	65.3	81.2	42.5	93.1	66.7	28.6	31.4	15.7
	PA-Tool	70.5	82.6	44.7	92.4	75.2	31.4	31.4	15.7

Table 10: Performance comparison on MetaTool and RoTBench with additional models.

Model	Method	MetaTool				RoTBench			
		Tool Selection				Single-turn		Multi-turn	
		Similar	Scenario	Reliability	Multi-tool	Tool Sel.	Param Iden.	Tool Sel.	Param Iden.
Qwen2.5-3B	Base	48.7	55.3	83.6	75.1	1.9	0.0	1.4	0.0
	BM25	48.7	55.3	83.6	75.1	3.8	0.9	4.3	0.0
	ToolLLM	48.7	55.3	83.7	75.1	4.8	1.9	7.1	2.9
	PA-Tool	49.9	58.8	86.2	72.6	6.7	1.9	7.1	4.3
	PA-Tool + BM25	50.3	60.2	86.2	72.8	10.5	2.9	10.0	7.1
	PA-Tool + ToolLLM	50.3	60.3	86.2	73.4	10.5	3.8	12.9	10.0
Qwen2.5-7B	Base	59.6	74.4	78.3	78.3	49.5	20.0	8.6	5.7
	BM25	59.8	74.6	78.3	78.3	49.5	20.9	8.6	5.7
	ToolLLM	59.8	74.6	78.3	78.3	49.5	20.9	12.9	8.6
	PA-Tool	64.1	78.4	88.2	84.9	55.2	21.9	18.6	11.4
	PA-Tool + BM25	64.1	78.5	88.2	84.9	56.2	21.9	18.6	11.4
	PA-Tool + ToolLLM	64.1	78.5	88.2	85.5	55.2	21.9	18.6	11.4
Llama3.2-3B	Base	55.0	58.6	43.6	79.1	56.2	20.0	27.1	5.7
	BM25	55.7	58.7	43.6	79.1	56.2	22.9	27.1	4.3
	ToolLLM	55.4	58.8	43.6	79.1	56.2	22.9	27.1	4.3
	PA-Tool	65.7	67.7	60.6	80.5	62.9	21.9	31.4	5.7
	PA-Tool + BM25	65.7	67.7	60.6	80.5	63.8	22.9	31.4	5.7
	PA-Tool + ToolLLM	65.7	67.7	60.6	80.5	62.9	21.9	31.4	4.3
Llama3.1-8B	Base	61.5	73.9	53.5	78.7	58.1	17.1	17.1	4.3
	BM25	61.8	74.0	53.5	78.7	58.1	19.1	17.1	2.9
	ToolLLM	61.6	74.0	53.5	78.7	58.1	19.1	17.1	2.9
	PA-Tool	70.4	79.9	66.0	88.3	68.6	18.1	22.9	4.3
	PA-Tool + BM25	70.4	79.9	66.0	88.3	68.6	18.1	22.9	2.9
	PA-Tool + ToolLLM	70.4	79.9	66.0	88.3	68.6	19.1	22.9	2.9

Table 11: Performance of retrieval-based post-hoc correction methods (BM25, ToolLLM) on MetaTool and RoTBench.

"action_input": <object>}, where the enum contains all valid tool names plus special tokens (e.g., None, finish).

Results. As shown in Table 12, constrained generation using JSON Schema enum substantially improves performance on RoTBench by eliminating format errors, with Qwen2.5-7B achieving 78.1% on single-turn tool selection compared to 49.5% with the base model. However, results on Meta-

Tool are more mixed, with constrained generation sometimes underperforming PA-Tool alone, particularly on the Reliability subtask. Combining constrained generation with PA-Tool (Constrained-PA) yields complementary benefits: the approach maintains the format guarantees of constrained decoding while leveraging PA-Tool’s improved schema alignment. This combination achieves the best results on parameter identification tasks across most models,

Model	Method	MetaTool				RoTBench			
		Tool Selection				Single-turn		Multi-turn	
		Similar	Scenario	Reliability	Multi-tool	Tool Sel.	Param Iden.	Tool Sel.	Param Iden.
Qwen2.5-3B	Base	48.7	55.3	83.6	75.1	1.9	0.0	1.4	0.0
	PA-Tool	50	58.8	86.2	72.6	6.7	1.9	7.1	4.3
	Constrained	65.9	80.3	60.9	77.3	65.7	16.2	20.0	4.3
	Constrained-PA	66.1	77.9	74.5	76.5	61.9	26.7	25.7	8.6
Qwen2.5-7B	Base	59.6	74.4	78.3	78.3	49.5	20	8.6	5.7
	PA-Tool	64.1	78.4	88.2	84.9	55.2	21.9	35.7	11.4
	Constrained	64.2	81.0	78.4	83.3	78.1	31.4	32.9	10.0
	Constrained-PA	67.9	79.3	84.0	84.1	76.2	31.4	34.3	12.9
Llama3.2-3B	Base	55.0	58.6	43.6	79.1	56.2	20.0	27.1	5.7
	PA-Tool	65.7	67.7	60.6	80.5	62.9	21.9	31.4	5.7
	Constrained	55.1	70.2	72.3	89.5	62.9	20.0	25.7	5.7
	Constrained+PA-Tool	59.2	69.8	65.5	86.9	68.6	21.9	28.6	4.3
Llama3.1-8B	Base	61.5	73.9	53.5	78.7	58.1	17.1	17.1	4.3
	PA-Tool	70.4	79.9	66.0	88.3	68.6	18.1	22.9	4.3
	Constrained	66.3	81.7	66.2	74.3	64.8	16.2	25.7	5.7
	Constrained+PA-Tool	69.8	81.2	66.3	79.9	63.8	20.0	30.0	4.3

Table 12: Performance of **Constrained** generation using JSON Schema enum on MetaTool and RoTBench

suggesting that PA-Tool’s aligned representations help the model make better selections even when the output space is explicitly constrained.

K.3 Description Enhancement

Description enhancement methods improve tool understanding by rewriting documentation for clarity, without modifying the tool naming schema.

EasyTool. EasyTool (Yuan et al., 2025) creates unified tool instructions by restructuring verbose API documentation into clear, consistent formats. The original method uses GPT-4 to transform tool descriptions into structured representations containing concise functionality summaries, enumerated API lists, and usage examples.

We adapt this methodology with two key modifications. First, to ensure fair comparison without introducing external model capabilities, we use the *target model itself* to generate improved descriptions rather than GPT-4. Second, we simplify the output format to focus on description clarity: rather than creating full structured instructions, we generate concise 1-2 sentence descriptions using action-oriented verbs (e.g., “Retrieves”, “Calculates”) while explicitly removing tool name references to prevent self-referential artifacts. The prompt template follows EasyTool’s core principles of removing redundancy and improving clarity (Figure 16).

Results. As shown in Table 13, PA-Tool consistently outperforms EasyTool across most configurations. The performance gap is particularly no-

table on MetaTool, where Llama3.2-3B achieves 65.7% on the Similar subtask with PA-Tool compared to only 45.3% with EasyTool. Similarly, Llama3.1-8B shows substantial improvements with PA-Tool over EasyTool on both Similar (70.4% vs. 61.1%) and Multi-tool (88.3% vs. 72.2%) subtasks. These results suggest that naming alignment is more effective than description enhancement for improving tool selection. Furthermore, rewriting descriptions carries the risk of altering the perceived functionality of tools, potentially introducing semantic drift. In contrast, PA-Tool preserves the original semantics by modifying only the tool names. Nevertheless, the two approaches remain compatible, with some combined configurations (EasyTool+PA-Tool) showing competitive results, particularly on the Reliability subtask where the combination achieves the highest scores across all models.

Model	Method	MetaTool				RoTBench			
		Tool Selection				Single-turn		Multi-turn	
		Similar	Scenario	Reliability	Multi-tool	Tool Sel.	Param Iden.	Tool Sel.	Param Iden.
Qwen2.5-3B	Base	48.7	55.3	83.6	75.1	1.9	0.0	1.4	0.0
	PA-Tool	50	58.8	86.2	72.6	6.7	1.9	7.1	4.3
	EasyTool	52.3	64.3	91.5	70.6	13.3	9.5	4.3	1.4
	EasyTool+PA-Tool	48.0	47.7	93.4	46.1	20.0	11.4	10.0	5.7
Qwen2.5-7B	Base	59.6	74.4	78.3	78.3	49.5	20	8.6	5.7
	PA-Tool	64.1	78.4	88.2	84.9	55.2	21.9	35.7	11.4
	EasyTool	65.1	78.9	83.0	85.1	50.5	26.7	12.9	7.1
	EasyTool+PA-Tool	64.5	73.5	90.5	79.3	52.4	26.7	17.1	10.0
Llama3.2-3B	Base	55.0	58.6	43.6	79.1	56.2	20.0	27.1	5.7
	PA-Tool	65.7	67.7	60.6	80.5	62.9	21.9	31.4	5.7
	EasyTool	45.3	65.3	64.1	79.5	56.2	20.9	27.1	5.7
	EasyTool+PA-Tool	42.0	58.3	80.5	66.6	66.7	23.8	28.6	4.3
Llama3.1-8B	Base	61.5	73.9	53.5	78.7	58.1	17.1	17.1	4.3
	PA-Tool	70.4	79.9	66.0	88.3	68.6	18.1	22.9	4.3
	EasyTool	61.1	77.2	76.9	72.2	59.0	14.3	21.4	2.9
	EasyTool+PA-Tool	66.2	77.9	73.8	68.6	64.8	21.9	20.0	2.9

Table 13: Performance of description enhancement (**EasyTool**) on MetaTool and RoTBench

Prompt template used for inference on Meta-Tool

You are a helpful AI assistant. Your current task is to choose the appropriate tool to solve the user's query based on their question. I will provide you with the user's question and information about the tools. If there is a tool in the list that is applicable to this query, please return the name of the tool (you can only choose one tool). If there isn't, please return 'None.' Additionally, you will need to support your answer with a brief explanation.

User's Query: [User's Query Start] Planning a beach day next week, while considering the ideal weather conditions, availability of beach accessories, preferred beach location, potential activities to engage in like swimming, sunbathing, or playing beach games, and coordinating with friends or family members to join in the fun. [User's Query End]

List of Tools with Names and Descriptions: [List of Tools with Names and Descriptions Start]

1. tool name: airqualityforecast, tool description: ['Planning something outdoors? Get the 2-day air quality forecast for any US zip code.']
2. tool name: WeatherTool, tool description: Provide you with the latest weather information.
3. tool name: AusSurfReport, tool description: ['Get today's surf report for any break throughout Australia!']
- ...
10. tool name: EarthquakeTool, tool description: Provides real-time earthquake notifications and news.

[List of Tools with Names and Descriptions End]

Here are some examples: [Examples Start]
query: "I'm planning a hiking trip next week. What will the weather be like in the Grand Canyon?" tool: WeatherTool
query: "I'm a beginner surfer. Can you suggest a beach with mild waves for me to practice in Australia?" tool: AusSurfReport
...
[Examples End]

User query: "Planning a beach day next week, while considering the ideal weather conditions..."
tool:

Prompt template used for model inference on RoTBench

System: You are an expert in using tools. At each step, analyze the state and decide the next action with a function call.

Available tools:

```
[{"name": "get_translation_nllb",
  "description": "Translate text using NLLB model.",
  "parameters": {"input_text": {...},
    "tgt_lang": {...},
    "src_lang": {...}, ...}},
{"name": "get_translation_baidu",
  "description": "Translate using BAIDU API.",
  "parameters": {"text": {...},
    "tgt_lang": {...}, ...}},
...]
```

User: "What is the translation of 'See you later' in Japanese?"

Expected output:

Thought: Need to translate English to Japanese
Action: get_translation_nllb
Action Input: {"input_text": "See you later",
 "tgt_lang": "jpn_Jpan", "src_lang": "eng_Latn",
 ...}

Figure 9: Prompt template used for model inference on RoTBench. The prompt includes a system message, available tool schemas with full parameter specifications, and the user query. Models must output structured responses with reasoning, tool selection, and parameter values.

Figure 8: Prompt template used for model inference on MetaTool benchmark. The prompt includes task instructions, a list of candidate tools with descriptions, few-shot examples, and the target user query.

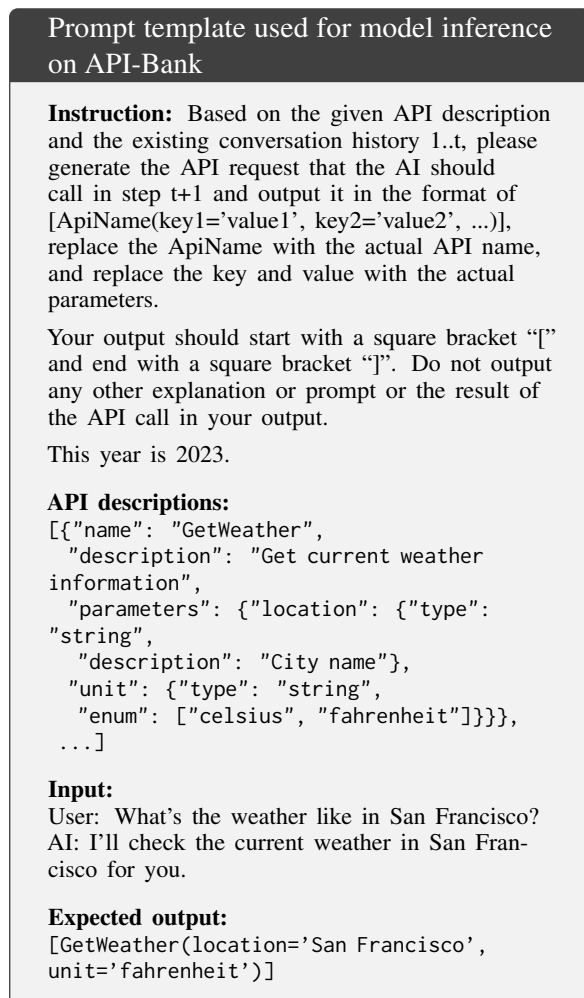


Figure 10: Prompt template used for model inference on API-Bank. The prompt includes instructions for API call generation based on conversation history, API schemas with parameter specifications, and example dialogue with expected API call output in bracket notation.

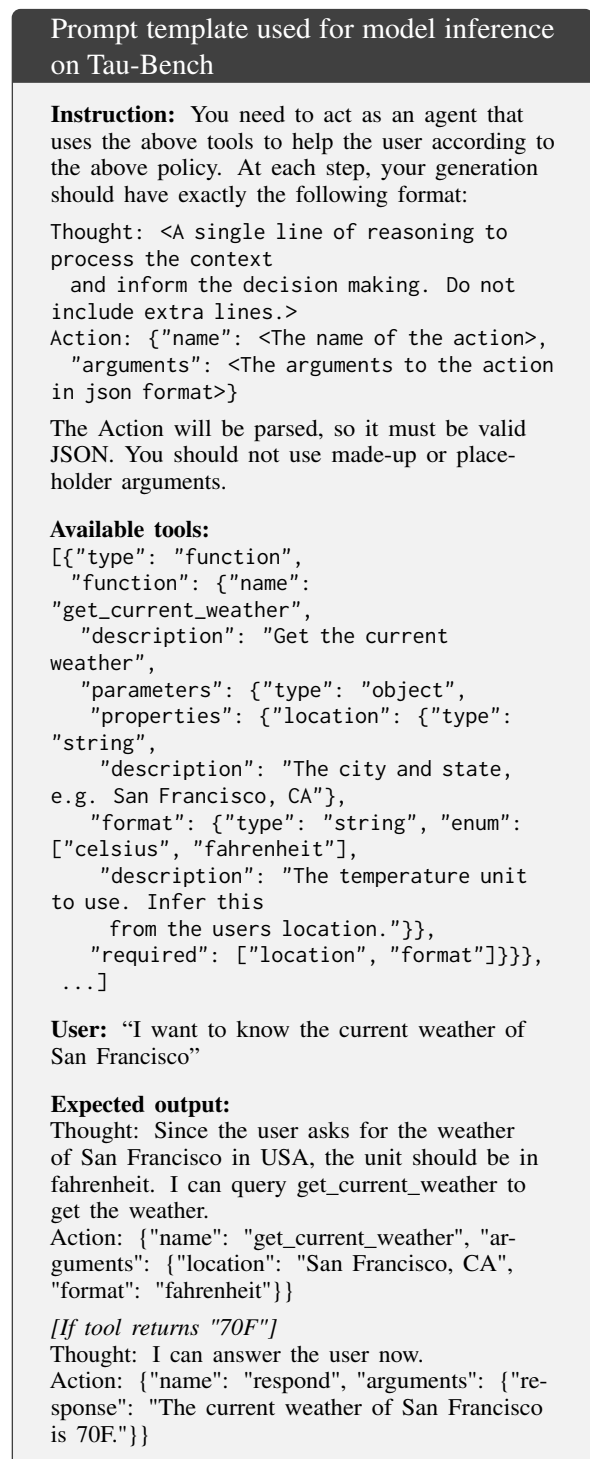


Figure 11: Prompt template used for model inference on Tau-Bench. The prompt includes instructions for structured agent behavior, available tool schemas with parameter specifications, and example user query with expected multi-step reasoning and tool invocations.

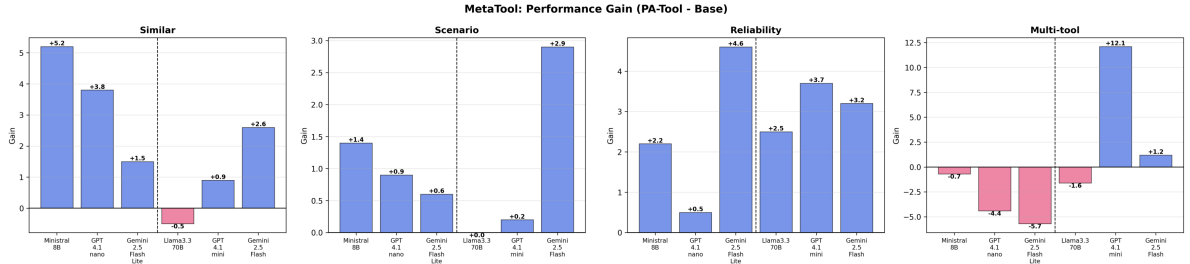


Figure 12: Detailed performance gain (PA-Tool - Base) across different models and metrics for MetaTool dataset.

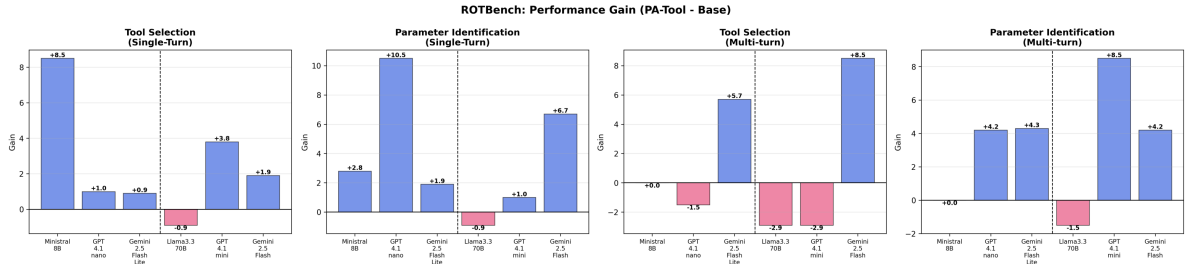


Figure 13: Detailed performance gain (PA-Tool - Base) across different models and metrics for RoTBench dataset.

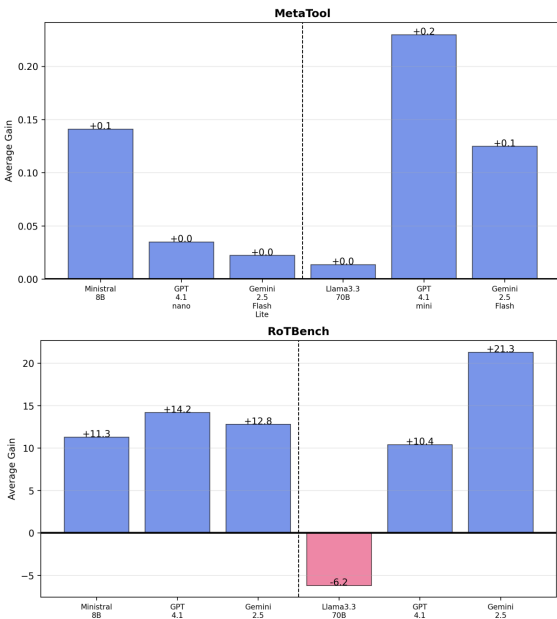


Figure 14: Average performance gain (diff: PA-Tool - Base) across different models and metrics. (Top) MetaTool results. (Bottom) RoTBench results.

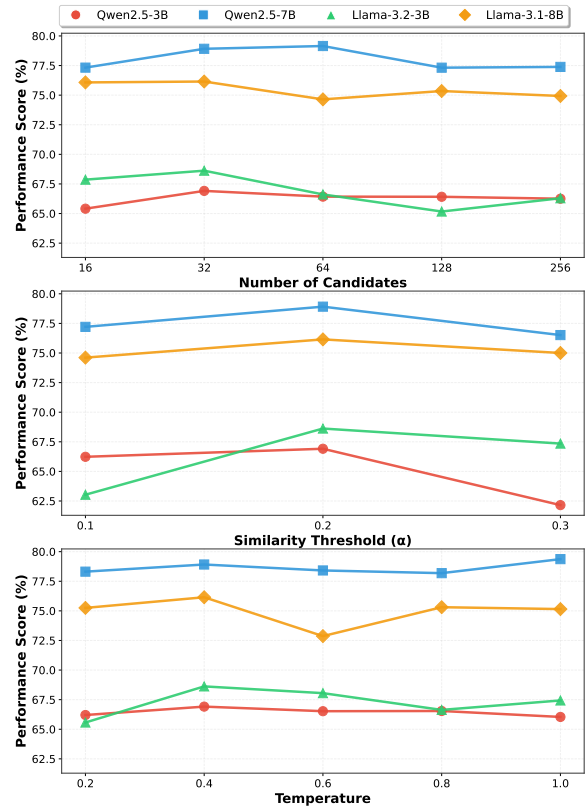


Figure 15: Impact of hyperparameters on PA-Tool across different models. All results are averaged across four MetaTool subtasks. **Top:** Effect of the number of candidates (N). **Middle:** Effect of similarity threshold (α). **Bottom:** Effect of sampling temperature (t).

Description (EasyTool-style)	Enhancement	Prompt
<p>You are tasked with improving a tool description following the EasyTool methodology. The goal is to create clear, structured, and unified instructions that help language models better understand the tool’s purpose and usage.</p> <p>Original Description: {{ description }}</p> <p>Instructions:</p> <ol style="list-style-type: none"> 1. Create a CONCISE description that clearly states the tool’s core functionality 2. Focus on WHAT the tool does and WHEN to use it 3. Remove redundant, verbose, or marketing-style language 4. Use action-oriented verbs at the start (e.g., “Retrieves”, “Calculates”, “Searches”) 5. Keep the description to 1-2 sentences maximum <p>Critical Rules:</p> <ul style="list-style-type: none"> • Do NOT include ANY tool name, API name, or brand name • Do NOT start with “This tool...”, “The tool...”, or any name reference • Start DIRECTLY with an action verb describing the functionality <p>Example:</p> <p><i>Original:</i> “WeatherAPI is a comprehensive weather tool that can be used to get current weather data and forecasts.”</p> <p><i>Improved:</i> “Retrieves current weather conditions and forecasts including temperature, humidity, and precipitation for specified locations.”</p> <p>Generate ONLY the improved description without additional explanation.</p>		

Figure 16: Prompt template for description enhancement following EasyTool (Yuan et al., 2025) methodology. Unlike the original work which uses GPT-4 to create structured unified instructions, we use the target model itself to generate concise descriptions, ensuring fair comparison.