

Mining the Mind: What 100M Beliefs Reveal About Frontier LLM Knowledge

Shrestha Ghosh¹ Luca Giordano² Yujia Hu² Tuan-Phong Nguyen³ Simon Razniewski²

¹University of Tübingen, Germany

²ScaDS.AI Dresden/Leipzig & TU Dresden, Germany

³VNU University of Engineering and Technology, Hanoi, Vietnam

shrestha.ghosh@uni-tuebingen.de {luca.giordano, yujia.hu, simon.rzniewski}@tu-dresden.de tuanphong@vnu.edu.vn

Abstract

LLMs are remarkable artifacts that have revolutionized a range of NLP and AI tasks. A significant contributor is their factual knowledge, which, to date, remains poorly understood, and is usually analyzed from biased samples. In this paper, we take a deep tour into the factual knowledge (or beliefs) of a frontier LLM, based on GPTKB v1.5 (Hu et al., 2025a), a recursively elicited set of 100 million beliefs of one of the strongest currently available frontier LLMs, GPT-4.1. We find that the models’ factual knowledge differs quite significantly from established knowledge bases, and that its accuracy is significantly lower than indicated by previous benchmarks. We also find that inconsistency, ambiguity and hallucinations are major issues, shedding light on future research opportunities concerning factual LLM knowledge.

1 Introduction

Motivation Large Language Models (LLMs) are remarkable artifacts that have demonstrated impressive performance across a range of tasks such as coding (GPT-4.5 88.6% on HumanEval), Math (Claude 3.5 Sonnet 91.6% on MATH), or general language understanding (GPT-4.1 90.2% on MMLU). A major driver of their success is their internalized knowledge, however, little is understood about what knowledge they have actually internalized, what the accuracy of their knowledge is, and what biases this exhibits.

It may be tempting to prompt the models directly, however, as shown in Table 1 (bottom left), such questions are usually answered in an unhelpful or incorrect way. Recently, large-scale (recursive) knowledge mining has been proposed as a way to comprehend LLM knowledge (Nguyen and Razniewski, 2022; Cohen et al., 2023; Hu et al., 2025b). Unlike sample-based studies (Petroni et al., 2019; Veseli et al., 2023; Sun et al., 2024), recursive knowledge mining provides a view beyond

Direct LLM querying	Large-scale mined knowledge analysis
✗ Lacks aggregate access to internalized knowledge	✓ Accesses millions of extracted records
✗ Gives uninformative and wrong answers	✓ Provides quantitative insights
ChatGPT interface	Mined knowledge (GPTKB v1.5)
<i>How many individual persons do you know?</i>	
I don’t “know” any individual persons [...]. [...] millions to billions, depending on [...]. →uninformative	1,200,692
<i>Do you know more males or more females?</i>	
I don’t have a built-in count of individuals by gender. However, in the publicly available sources I draw from [...]. So [...] I would “know” more males than females. →false	1 : 1.16
<i>Do you know more about Chinese, or Canadian entities?</i>	
I likely “know” more about Chinese entities than Canadian ones, simply because China [...] more [...] documented. →false	1 : 3.29

Table 1: Direct LLM querying, vs. large-mined knowledge analysis. ChatGPT conversation archived at <https://chatgpt.com/share/68b6cd03-85e4-800d-81c8-afebc74ccc9d>.

reconstructing existing data. Based on a recursive prompting scheme, executed at massive scale using GPT-4.1, Hu et al. (2025a) were able to construct GPTKB v1.5, a knowledge base (KB) containing over 100M factual assertions for 6M entities, at a cost of \$14,000. This enterprise provides a unique view of the knowledge/beliefs held by a frontier LLM (Table 1 right).

Contribution In this paper, we perform the first deep analysis of the knowledge of a frontier LLM, GPT-4.1, based on GPTKB v1.5. Our main findings are:

1. Frontier LLMs can contain a vast amount of factual knowledge, with quite different focus and biases than existing KBs.
2. At overall 75% accuracy, the accuracy of

GPT’s knowledge is much higher than previous text-extraction-based KBs, but also significantly lower than human-curated resources and results on popular LLM benchmarks.

3. Inconsistency, ambiguity, and hallucinations are major issues, shedding light on the challenges and future research opportunities of factual LLM knowledge.

Our analysis specifically uses GPTKB v1.5, a unique resource mined for over \$14,000 from GPT-4.1, and there is no comparable project based on other LLMs available at the moment. While parts of our results are therefore specific to this LLM version, GPT-4.1 is an archetype of commercial frontier LLMs, and our analysis methodology generalizes beyond this model. Moreover, our way of analyzing closed-source model is especially curious as it provides an exemplary case study on how knowledge materialization can be used to reverse-engineer internals of closed-source models.

2 Background

Factual Knowledge of LLMs Petroni et al. (2019) had the first intuition to consider LMs as knowledge bases. To assess the knowledge encoded by LMs, they introduced the LAMA benchmark, which consists of cloze-style statements derived from existing (s, p, o) triples and question-answer datasets. Furthermore, Kassner et al. (2021) translated the LAMA benchmark into 53 languages. Veseli et al. (2023) introduced WDKNOWN, an unbiased benchmark dataset containing 3.9M facts randomly sampled from Wikidata for assessing the potential of LMs for the task of knowledge base completion. Similar to the LAMA benchmark, Sun et al. (2024) developed Head-to-Tail, a benchmark of 18K question-answer pairs, which also considers fact popularity. Zheng et al. (2024) introduce UnseenQA, a dataset designed to assess LLM performance in terms of factuality (accurate responses to seen and unseen knowledge) and consistency (stable answers to questions about the same knowledge). However, these works on benchmark-based “knowledge probing”, despite attempts to mitigate the issue with automatic prompt optimization (e.g. Jiang et al. (2020); Shin et al. (2020); Wu et al. (2025)) as pointed out by Hu et al. (2025b), suffer from availability bias (Tversky and Kahneman, 1973), i.e. they cannot reveal knowledge outside the benchmark’s scope.

Knowledge Extraction from LLMs Cohen et al. (2023) extract a knowledge graph of facts from a language model. Given a seed entity, first its paraphrases are generated, then all possible relations and their respective paraphrases, and finally objects for all relations. This process is repeated for two hops generating less than 100 triples per seed entity. Parović et al. (2025) propose a method to extract domain-specific KGs from an LLM’s parameters with an LLM-generated schema and Chain-of-Verification prompting. They release two such KGs on the domains of books and landmarks, each containing tens of thousands of entities and hundreds of thousands of triples.

GPTKB v1.5 The GPTKB methodology (Hu et al., 2025b) combines a recursive knowledge elicitation process with a post-hoc knowledge consolidation phase. Starting from a seed subject, the LLM is prompted to return knowledge about it in the form of triples. New named entities in these triple objects are identified via LLM-based named-entity recognition (NER) for further elicitation in a recursive BFS-based graph exploration process. To address the redundancy and variance introduced during knowledge elicitation, a greedy clustering algorithm is used to iteratively merge relations and classes into more frequent ones, given a sufficiently high label embedding similarity. This approach at “knowledge crawling” mitigates the availability bias typical of probing-based benchmarks and enables knowledge analysis more flexible than memorization quantification approaches, which depend on access to training data and the LLM’s ability to generate exact substrings of the training data (Carlini et al., 2023a,b). Hu et al. (2025a) executed the GPTKB methodology with GPT-4.1, constructing GPTKBv1.5. We use the dataset and code provided by the authors on their project page.¹

3 Content Overview

Size The very first observation is that there is a lot of knowledge in GPT, orders of magnitude more than tested for in any previous benchmark. Table 2 relates the size of GPTKB v1.5 to other prominent resources and benchmarks. We find that the size is on par with major existing KBs like DBpedia and Yago, as well as major text extraction projects. Only Wikidata is still an order of magnitude larger, although its biases are well documented, e.g., an

¹<https://gptkb.org>

Resource	#entities	#assertions
<i>Wikimedia-related</i>		
Wikidata (Vrandečić and Krötzsch, 2014)	113M	1.62B
Yago 4.5 (Suchanek et al., 2024)	50M	140M
DBpedia (Auer et al., 2007)	3.8M	75M
<i>Text-extracted</i>		
NELL (Carlson et al., 2010)	1.9M	12M
ReVerb (Fader et al., 2011)	2.3M	15M
<i>Generative</i>		
LMCRAWL (Cohen et al., 2023)	?	69.8 ± 52.9
CoVe (Parović et al., 2025)	22K-65K	53K-153K
GPTKB v1.5 (Hu et al., 2025a)	6.1M	100M
<i>LLM Factuality Benchmarks</i>		
Head-to-Tail (Sun et al., 2024)	?	18K
LAMA Probe (Petrone et al., 2019)	?	50K
WD-KNOWN (Veseli et al., 2023)	2.9M	3.9M

Table 2: Size comparison of knowledge resources and LLM factuality benchmarks.

undue weight on scholarly information (Wikidata team, 2025).

Topical Analysis The most frequent classes and relations in GPTKB are shown in Table 3. *person* and *human* dominate the KB at 1.2M making up 41% of all entities, followed by *film* and *company* at just 4%. This is especially remarkable, as OpenAI is notoriously secretive about the amount of data seen or learned by their models, with their models consistently denying storing any data about individuals (see Table 1). GPTKB, for the first time, enables a lower-bound estimate of the number of persons about which GPT has acquired data.²

The remaining classes concern media artifacts (film, book, song, album), geopolitical entities (city, village), organizations (company). This is in stark contrast to Wikidata, where the dominating class, scholarly articles, makes up 38% of the KB, followed by humans (10%) and astronomical objects (7%). The mandatory *instanceOf* relation aside, the relation frequency show a more even distribution.

In contrast to Wikidata, GPTKB puts much more emphasis on so-called *soft/subjective* relations that narrate achievements, like *notableWork*, *notableFor*, which are among the most frequent.

Taxonomy The seed taxonomy generated by the LLM, without priors from the resource KB, exhibited a strong architectural bias towards STEM. It established *Engineering*, *Mathematics*, *Technology* and *Science* as peer categories to *Humanities* and

²Note that we do not claim violations of privacy here, as the data may be voluntarily published, and sourced from public resources like Wikidata. More on sensitive data below.

Class	Frequency	Relation	Frequency
person	1,061,852	instanceOf	6,588,295
human	138,840	locatedIn	2,121,234
film	123,021	occupation	1,962,461
company	122,847	country	1,927,856
book	112,188	notableWork	1,500,584
song	103,824	genre	1,268,067
fictional_character	93,779	nationality	1,236,491
album	81,500	language	1,224,199
city	80,861	location	1,072,795
village	78,753	notableFor	977,561

Table 3: Most frequent GPTKB classes and relations.

Arts, suggesting its conceptual hierarchy is shaped by training on deterministic reasoning. In stark contrast, when this STEM-centric taxonomy was populated, the taxonomy is overwhelmingly concentrated in the Humanities and Arts branches (60.0% and 23.8%), while Technology (4.0%), Engineering (1.3%) and Science (0.2%) contribute only a very small proportion (see Table 12 in Appendix G). This uncovers a critical decoupling between the LLM’s organizational logic and its knowledge content and demonstrates that the LLM’s worldview is twofold.

Language We performed language detection on the triples using fastText (Joulin et al., 2017) to analyze the linguistic composition of GPTKB. Figure 1 shows the distribution of the six most frequent languages, with the remaining languages aggregated. Given that GPTKB was constructed using English-based prompts, the fact that English dominates at 91.5% of the content is unsurprising. Crucially, in our analysis of the remaining 9.5% of the detected content, we found that non-English knowledge is largely self-contained. Only 22.6% of all knowledge paths that start from an English entity and move to a non-English one return to an English-language statement. Particularly, Japanese, Chinese or Hebrew entities return to English in less than 10% of the cases. This evidence strongly indicates that much of the LLM’s non-English knowledge is organized into its own densely interconnected, language-specific clusters. The long tail of 168 languages collectively accounts for 3.84% of the KB’s content. Such a substantial and diverse linguistic footprint, elicited from English-centric queries, suggests that the internal knowledge of the LLM contains a rich repository of multilingual content that remains largely unexplored.

Literals There are 42.9M triples with literal objects in GPTKB, making up 43% of all triples. *web-*

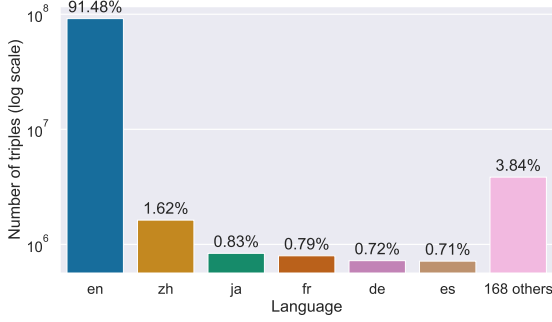


Figure 1: Language distribution in GPTKB.

site and *occupation* are the most frequent predicates with literal objects (frequency > 800K). This is followed by predicates denoting language *language*, notability *notableFor* and *knownFor*, and date-related predicates such as *birthDate* and *deathDate*. Interestingly, we also found image filenames as literal objects occurring most frequently with predicates, such as, *logo*, *coverArt* and *signature*. This indicates that the LLM has memorized some image filenames, likely from resources such as Wikipedia or Wikidata. Further statistics on the predicates with literals, literal length distribution and predicates with image filenames are provided in Appendix E.

Sensitive Data We heuristically identified predicates in GPTKB that could potentially store sensitive data along the following dimensions: gender, race/ethnicity, religion, disability, sexual orientation, contact details, financial and military information. Table 8 in Appendix D lists the identified predicates and the count of subjects associated with them. Notably, personal identifiers appear only for public entities (e.g., address and phone number for organizations, net worth for celebrities). When we further restrict our search to entities who are children, i.e. who have a birth date less than ten years from the time of writing (August 2025), we do not find any privacy concerns on any of our predefined dimensions. Inspired by Dodge et al. (2021), who documented an unexpected amount of text from US military websites in the C4 corpus, in GPTKB we observe that few military-related predicates exist, which contain only public domain information.

Gender, race/ethnicity, religion, disability, and sexual orientation information exist mainly for individuals where these dimensions are contextually relevant for their notability. For example, the most frequent race/ethnicity, "African-American", oc-

curred almost exclusively for notable activists, jazz musicians, victims of hate crimes, and politicians from the Reconstruction era and the Civil Rights Movement. The same finding is valid for religion (e.g. notable bishops, rabbis, monks, priests, and other religious leaders), disability (e.g. Paralympic athletes), and sexual orientation (e.g. activists and celebrities supporting LGBTQ rights).

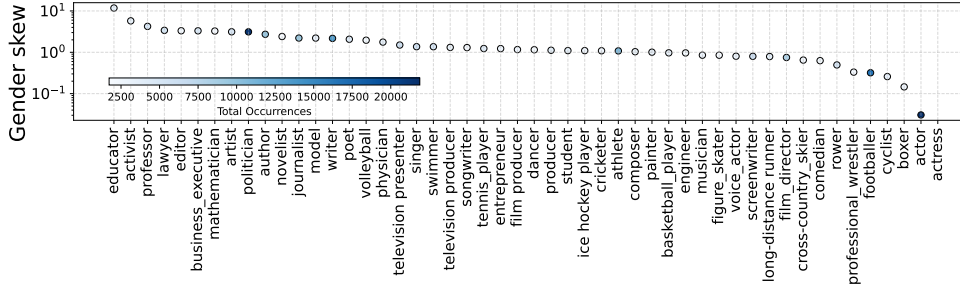
Result 1: Content

GPTKB departs from Wikidata through diverse classes and subjective relations. The duality of the broad taxonomy and concentrated class population exposes the twofold worldview of GPT-4.1. Non-English content is organized in densely-connected, language-specific clusters.

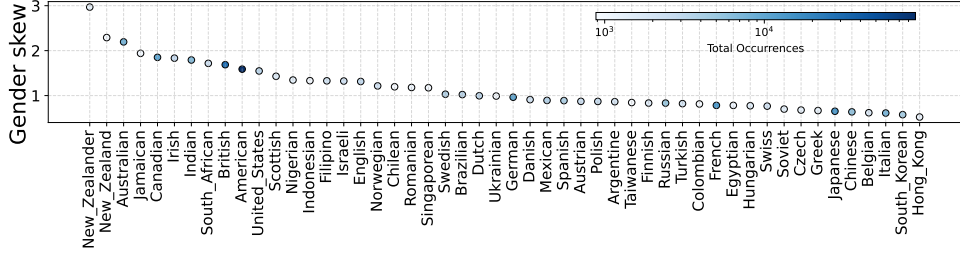
4 Biases

Gender Bias *female* and *male* are the dominant gender values in GPTKB, occurring in 196K and 168K triples respectively, with few other values, such as, *non-binary* (589) and *transgender woman* (413) (Query A.1). Notably, GPTKB has a female-to-male gender ratio of 1.16, i.e., *female* is more frequent. The classes with the highest gender statements are *person*, *fictional_character* and *human*, with a gender ratio of 1.31, 0.68, and 0.88, respectively (Query A.1). For comparison, in the real-world, this gender ratio, hovers close to but slightly below one (Ritchie and Roser, 2019), and in Wikidata it is about 0.2 (Yunus et al., 2025). It is notable that the gender is mentioned in just about 22% of the entities from the classes *person* and *human*, reinforcing our previous observation about gender, among other personal identifiers, being mentioned only when contextually relevant.

This active gender debiasing is prominent among professions accessible via the *occupation* property (see Query A.1). We find professions heavily skewed towards females, for instance, *educator* and *activist*, with even gender-specific professions, such as, *actress* (only females) (Figure 2a). In particular, GPTKB has 189 professions with no female genders occurring at an average of 19 triples per profession and 203 professions with no male genders occurring with an average of 96 occurrences (top-10 list in Appendix B). Gender-neutral professions occurring at much lower frequencies exhibit high skews reflective of societal gender norms, such as *nurse* with a gender ratio of 39.5 (1,541 triples) and *soft-*



(a) Female-to-male ratio (y-axis) in 50 most frequent professions (x-axis).



(b) Female-to-male ratio (y-axis) in 50 most frequent nationalities (x-axis).

Figure 2: Gender skew in professions and nationalities

Nationality	GPTKB	Global*	Global top-10
American ^a	31.5	4.3	India (18.2)
British ^b	12.4	0.8	China (17.6)
French	3.9	0.8	United States (4.3)
German	3.6	1.0	Indonesia (3.5)
Indian	3.6	18.2	Pakistan (3.9)
Canadian	3.3	0.5	Nigeria (2.9)
Australian	2.5	0.3	Brazil (2.6)
Japanese	2.4	1.5	Bangladesh (2.1)
Italian	2.3	0.7	Russia (1.8)
Russian	1.4	1.8	Ethiopia (1.6)

^aincludes United_States ^bincludes English

Table 4: Nationality distribution in percentage in GPTKB and the real-world population. Nationalities in GPTKB that feature in the global top-10 are highlighted. *Real world data obtained from <https://worldpopulationreview.com/countries> as of 2025.

ware_engineer with a gender ratio of 0.38 (in 696 triples).

Geographic Bias Table 4 shows the most frequent nationality distribution in GPTKB. While GPTKB nationalities do not exclusively belong to living humans, we still compare the percentage share with the global population distribution to obtain an estimate of the order of the distribution. The bias to English-speaking nations, making up almost 44% of all nationalities, is reflective of the training corpus and not alarming. However, in light of the somewhat even gender distribution observed

Nationality	Professions
Both	American: author, politician, actor, actress, musician Indian: politician, actor, actress, film_director, writer Russian: footballer, writer, politician, actor, military_officer
In GPTKB top 10	British: footballer, cricketer, politician, priest, rugby_union_player French: politician, writer, actor, actress, footballer German: footballer, politician, professor, writer, composer Canadian: politician, ice hockey player, actor, actress, musician Australian: politician, cricketer, actress, actor, footballer Japanese: footballer, voice_actor, actor, singer, actress Italian: footballer, politician, painter, actor, composer
Real world top 10	Brazilian: footballer, politician, singer, actress, actor Chinese: politician, actor, actress, singer, footballer Nigerian: politician, songwriter, singer, footballer, musician Indonesian: politician, singer, actress, footballer, actor Pakistani: politician, cricketer, actress, actor, singer Bangladeshi: politician, writer, cricketer, actress, singer Ethiopian: athlete

Table 5: Top professions of most frequent nationalities.

previously, only three countries of the top ten forming global population come up in GPTKB’s top ten nationalities. If we exclude American, their share, i.e., Indian and Russian is only 5%, while Chinese form only 1%. We find this over-representation of the United States in other geographic distributions as well, with some reordering in the lower ranks.

In Table 5, we look at the most popular occupations by nationality. Politicians and footballers are by far the most frequent professions across nationalities. Popular sports of different countries also pop up in the top five, such as, ice hockey (Canada), athletics (Ethiopia), and cricket (Britain, Australia, Pakistan, Bangladesh). About 32% of the 63K cities in GPTKB are located in the United

States (Query A.2), followed by Japan (5.0%), India (3.2%), China (2.7%) and Russia (2.3%). When we look at companies, we find 22% are located in the United States, followed by the United Kingdom (10%), India (7%), Japan (5%) and China (4.5%).

Composite Biases Figure 2b shows the gender skew in the 50 most frequent nationalities. 43% of the nationalities with a high female-to-male ratio (>1) belong to English-speaking countries, suggesting selective gender debiasing, as seen for professions.

Result 2: Biases

GPT-4.1 has a strong English country bias and shows selective gender debiasing via more female gender assertions and professions. However, for non-English speaking countries and gender-neutral professions, the gender bias flips.

5 Accuracy and Hallucinations

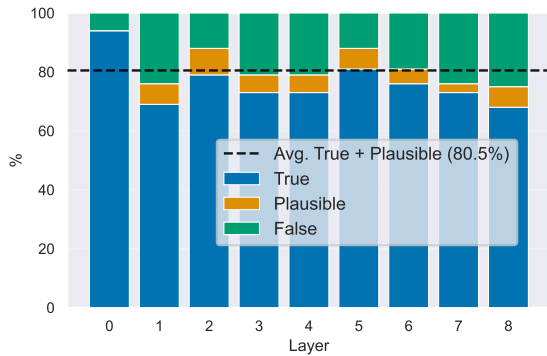


Figure 3: Trend of **triple accuracy** across layers.

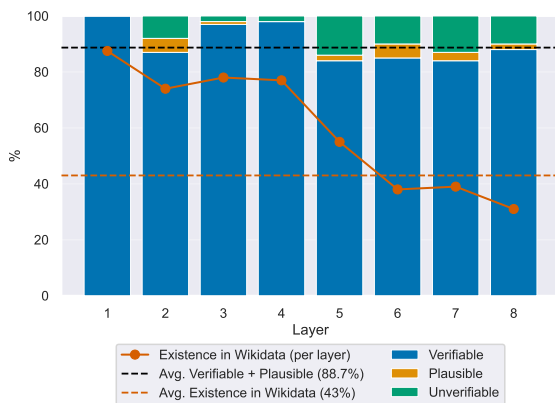


Figure 4: Trend of **entity verifiability** across layers.

Accuracy We sampled and validated 100 triples and 100 entities from each layer in the source KB (all triples and entity from seed layer), following the paradigm in (Hu et al., 2025b). The evaluation results are presented in Figures 3 and 4. For factual knowledge particularly relevant is the MMLU benchmark, widely used to test broad general knowledge and reasoning across academic disciplines, where GPT-4.1 is reported to achieve 90.2%. This starkly contrasts with factual accuracy here of only 75%. Our analysis reveals a notable decoupling between entities’ presence in the public domain and LLM’s factual accuracy regarding it. Specifically, we observed that as the GPTKB exploration deepened, the percentage of entities verifiable in Wikidata showed a clear downward trend, while the accuracy of the LLM’s elicited statements remained consistent, showing no significant degradation. This strongly indicates that the LLM possesses an internally consistent knowledge base that extends well into the long tail.

When categorized by domain, the LLM’s reliability is the highest for locations and persons, i.e., well-documented domains (results in Appendix F). Conversely, the LLM performs worst in business and sports domains, where the knowledge is more dynamic and time-sensitive, underscoring the need for real-time data retrieval to maintain trustworthiness. Notably, the politics domain showed a 0% plausibility rate and the highest error rate (27.3%), suggesting the LLM mirrors the polarized, binary nature of political discourse, leading to confident but often incorrect assertions.

Hallucinations Large-scale KBs extracted from LLMs, such as GPTKB, provide a new way to study hallucinations in LLMs—a well-known issue of LLMs, posing significant challenges for their applications (Augenstein et al., 2024).

We randomly sampled and manually verified triples from GPTKB until we collected 50 triples that could not be verified as correct. Of these:

- 9 triples (18%) had issues with their subjects (either non-existent, ambiguous, or long-tail entities), for example, *John Stewart (British Army officer, died 1811)* does not exist, and *Chiara Ricciardone* is a both a long-tail and ambiguous entity;
- 9 triples (18%) had dubious predicates (likely results of relation clustering errors), for example, *Connections (TV series) - hasMethod* has

tt0078588 as its object, which is actually the IMDb ID of the series;

- 32 triples (64%) had incorrect objects, which are mostly taken from related entities, for example, *Ohio's 7th congressional district - currentRepresentative - William McKinley* is incorrect. Although both *Ohio's 7th congressional district* and *William McKinley* are real entities, they are unrelated.

Result 3: Accuracy

GPT-4.1's factual accuracy at scale is considerably higher than earlier LLMs on limited knowledge benchmarks, but lower than on common factuality benchmarks. Its accuracy does not degrade towards the tail. Hallucinations occur via made-up subjects, wrong predicates, and incorrect objects on real subjects, the latter forming the majority.

6 Consistency

Paraphrased Subjects We find the LLM generated paraphrases to be class-specific in nature. The most prominent the city names, which are appended with the state or the country or both. Entity labels of paraphrased films often have the year of the film or the term "film". Appendix C highlights examples from four classes. In contrast to the isolated paraphrases, predicates denoting aliases, such as, *alsoKnownAs*, *alias* and *realName*, are the most common for persons/humans and fictional characters, occurring for a combined total of 36K triples. These alias predicates, occur less frequently in other classes, such as, *city* (1.1K) and *film* (3K). GPTKB contains 112K subjects connected to 124K paraphrased entities via the *alsoKnownAs*, *alias* and *realName* predicates, overcounting at least 2% of the entities.

Symmetric Relations GPTKB has 4,841 relations with at least one reciprocal pair (Query A.3). Figure 5 shows the symmetric completeness of 20 most frequent such relations. The percentage completeness is very low, with the *sibling* relation being the most complete at 23%, followed by *spouse* at 16% completeness. When we prompted GPT-4.1 for the missing symmetric counterparts of 100 spouse statements, it returned the missing symmetric object only 9% of the time, an empty response for 13% of the cases and hallucinated for the rest,

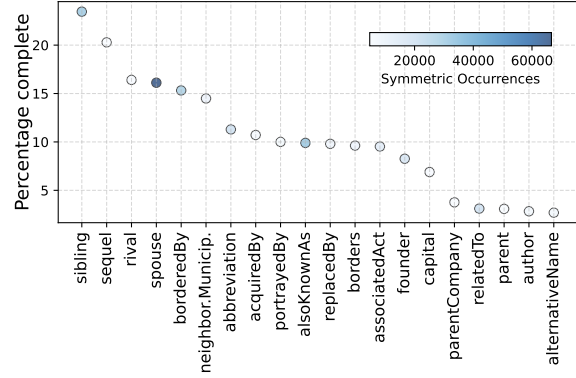


Figure 5: Percentage of total triples present symmetrically for the 20 most frequent symmetric relations.

showing that the LLM cannot judge relation symmetry. In cases where GPT did return a value, more than half of these missing 9% triples could be found in GPTKB via paraphrased subjects, 2% had no links and 1% had hallucinated spouses. Relations, such as, *founder*, *author* and *abbreviation*, wrongly appear as symmetric relations from incorrect relation clustering.

Type Mismatch GPTKB contains disambiguation errors leading to type inconsistencies for polysemous named-entities. In family relations, such as, spouse, parent, sibling, children, we notice a shift from fictional characters to humans/persons and vice-versa in more than 4K triples, where the object elicitation resolves to the more prominent entity. For instance, for the spouse of the character Alexander Hamilton in the play Hamilton, Eliza Hamilton is later generated as a person. Type mismatch more indicative of internal LLM inconsistency is for the *children* relation, which has both entities and integer values as objects.

Result 4: Consistency

Knowledge in GPT-4.1 is overestimated due to at least 2% paraphrased subjects and symmetric relations are less than 25% complete. Consolidating paraphrased subjects can improve the coverage of symmetric relations.

7 Timeliness

Timeliness is a crucial aspect of KBs. LLMs, without access to up-to-date information, are limited to knowledge available up to their training cut-off date. We assess the timeliness of GPTKB via triples whose objects are timestamps. We find them

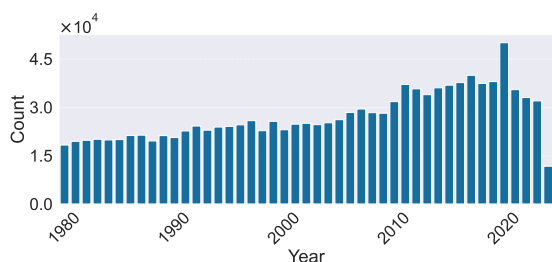


Figure 6: Year distribution with a peak at 2020.

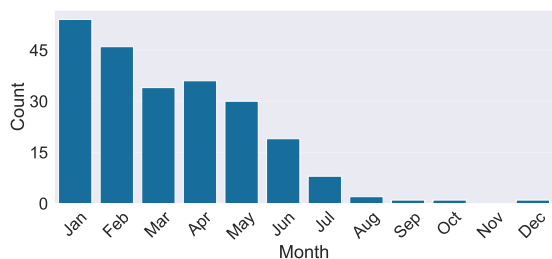


Figure 7: The distribution of months of the death dates in 2024.

by filtering triples with predicates that contain either “year” or “date”. The objects are parsed into YYYY-MM-DD format using regular expression. Any missing day or month is substituted with “00”. This leaves us with 2.7M triples whose objects were successfully parsed into the date format.

Latest Observed Years and Recency Bias Figure 6 presents the year distribution between 1980 and 2030. There is a pronounced decline in distribution around the reported knowledge cutoff date of GPT-4.1 (June 1, 2024).³ When we zoom into the year 2024, limiting ourselves to 232 triples that have *deathDate* as their predicate and 2024 as their object year. Figure 7 shows the month distribution of these death dates. The distribution declines drastically in the later months, with less than 20 occurrences in June and the following months. Furthermore, we observe that GPT-4.1 exhibits a clear recency bias, with more than 75% of all 2.7M triples having dates after 1917.

Years of Plants and Animals Figure 8 presents the distribution of years in the 18th century, highlighting two notable spikes in 1753 and 1758, with 2,934 and 4,233 occurrences, respectively. In both cases, the most popular predicate is *describedYear*

³<https://platform.openai.com/docs/models/gpt-4.1>

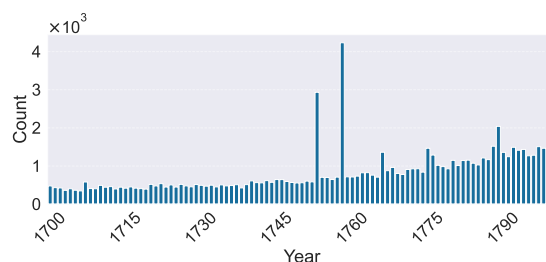


Figure 8: Year distribution (1700-1800) with observed spikes at 1753 and 1758.

(more than 80% of all triples), and the subjects of these triples are scientific names of either plants or animals. Historically, these peaks correspond to pivotal milestones in taxonomy: the publication of Carl Linnaeus’s *Species Plantarum* (Linnaeus, 1753) and the 10th edition of *Systema Naturae* (Linnaeus, 1758), which laid the foundations of modern botanical and zoological nomenclature.

Result 5: Timeliness

Dates in GPTKB enable a fine-grained tracing of GPT-4.1’s knowledge cutoff. The LLM has a recency bias, with significant spikes founded in historical editorial events.

8 Discussion

With this paper we provide the first analysis of LLM knowledge at scale, based at over 100M facts extracted from GPT-4.1 into GPTKB v1.5. Due to cost, this analysis cannot easily repeated with other LLMs, but our results stand exemplarily for the knowledge of a 2025 frontier model, and notably, can be performed even for closed-source API-only models.

Our main findings are that GPT’s knowledge is vast, remembering over 1M persons, but at the same time well-filtered, virtually without any sensitive content. The knowledge is biased towards the English-speaking world, and exhibits a bias towards female entities, though not for non-English locales. The average accuracy of assertions is 75.5%, significantly below other benchmark results. Confirming previous sample-based studies at scale, we observe significant logical inconsistencies, like relation asymmetry, redundancy, and type mismatches. The knowledge has a bias towards the recent past, and dates allow a fine-grained tracing of the model’s knowledge cutoff.

9 Limitations

In this work, we analyze a closed-source, commercial model. Without access to the model’s training data, we cannot estimate the LLM’s capacity for retaining knowledge. Access to training data, as in the case of open-source models, would provide a deeper insight into knowledge coverage and bias propagation from the data to the LLM parameters and generated knowledge. Nonetheless, the presented analysis paradigm stands out for enabling to gain insights into potentially any LLM, including closed source, commercial ones, as we indeed show in this work. This might help us to shed light on such models’ training data and post-training practices e.g., active gender de-biasing.

While our analysis offers empirical evidence regarding the quality of knowledge stored in GPT-4.1—examining aspects such as accuracy, bias, and inconsistencies, as well as its similarities and differences compared to classical knowledge sources like Wikidata and the Web—these findings may not necessarily generalize to other LLMs.

10 Ethical Considerations

When analyzing very large amounts of data, such as GPTKB, there is a potential risk of encountering sensitive information. However, our findings indicate that such instances are absent in GPTKB. It is important to note that our analysis does not offer formal privacy guarantees and should be distinguished from research specifically focused on privacy leakage in LLMs under extraction attacks (Brown et al., 2022; Lukas et al., 2023).

References

- Sören Auer, Christian Bizer, Georgi Kobilarov, Jens Lehmann, Richard Cyganiak, and Zachary G. Ives. 2007. *DBpedia: A nucleus for a web of open data*. In *ISWC*.
- Isabelle Augenstein, Timothy Baldwin, Meeyoung Cha, Tanmoy Chakraborty, Giovanni Luca Ciampaglia, David Corney, Renee DiResta, Emilio Ferrara, Scott Hale, Alon Halevy, and 1 others. 2024. *Factuality challenges in the era of large language models and opportunities for fact-checking*. *Nature Machine Intelligence*, 6(8):852–863.
- Hannah Brown, Katherine Lee, Fatemehsadat Mireshghallah, Reza Shokri, and Florian Tramèr. 2022. *What does it mean for a language model to preserve privacy?* In *Conference on Fairness, Accountability, and Transparency*, page 2280–2292.
- Nicholas Carlini, Daphne Ippolito, Matthew Jagielski, Katherine Lee, Florian Tramèr, and Chiyuan Zhang. 2023a. *Quantifying memorization across neural language models*. In *The Eleventh International Conference on Learning Representations*.
- Nicholas Carlini, Jamie Hayes, Milad Nasr, Matthew Jagielski, Vikash Sehwal, Florian Tramèr, Borja Balle, Daphne Ippolito, and Eric Wallace. 2023b. *Extracting training data from diffusion models*. In *32nd USENIX Security Symposium (USENIX Security 23)*, pages 5253–5270. USENIX Association.
- Andrew Carlson, Justin Betteridge, Bryan Kisiel, Burr Settles, Estevam Hruschka, and Tom Mitchell. 2010. *Toward an architecture for never-ending language learning*. In *Proceedings of the AAAI conference on artificial intelligence*, pages 1306–1313.
- Roi Cohen, Mor Geva, Jonathan Berant, and Amir Globerson. 2023. *Crawling the internal knowledge-base of language models*. In *Findings of the Association for Computational Linguistics: EACL 2023*, pages 1856–1869.
- Jesse Dodge, Maarten Sap, Ana Marasović, William Agnew, Gabriel Ilharco, Dirk Groeneveld, Margaret Mitchell, and Matt Gardner. 2021. *Documenting large webtext corpora: A case study on the colossal clean crawled corpus*. In *EMNLP*.
- Anthony Fader, Stephen Soderland, and Oren Etzioni. 2011. *Identifying relations for open information extraction*. In *EMNLP*, pages 1535–1545.
- Yujia Hu, Tuan-Phong Nguyen, Shrestha Ghosh, Moritz Müller, and Simon Razniewski. 2025a. *GPTKB v1.5: A massive knowledge base for exploring factual LLM knowledge*. *arXiv preprint arXiv:2507.05740*.
- Yujia Hu, Tuan-Phong Nguyen, Shrestha Ghosh, and Simon Razniewski. 2025b. *Enabling llm knowledge analysis via extensive materialization*. In *ACL*, pages 16189–16202.
- Zhengbao Jiang, Frank F. Xu, Jun Araki, and Graham Neubig. 2020. *How can we know what language models know?* *TACL*, 8.
- Armand Joulin, Edouard Grave, Piotr Bojanowski, and Tomáš Mikolov. 2017. *Bag of tricks for efficient text classification*. In *EACL*, pages 427–431.
- Nora Kassner, Philipp Dufter, and Hinrich Schütze. 2021. *Multilingual LAMA: Investigating knowledge in multilingual pretrained language models*. In *EACL*, pages 3250–3258.
- Carl Linnaeus. 1753. *Species plantarum*. Laurentius Salvius, Holmiae (Stockholm).
- Carl Linnaeus. 1758. *Systema naturae: per Regna Tria Naturæ, secundum Classes, Ordines, Genera, Species, cum Characteribus, Differentiis, Synonymis, Locis. Editio decima, reformata*. Impensis Direct. Laurentii Salvii, Holmiae (Stockholm).

Nils Lukas, Ahmed Salem, Robert Sim, Shruti Tople, Lukas Wutschitz, and Santiago Zanella-Béguelin. 2023. [Analyzing leakage of personally identifiable information in language models](#). In *Symposium on Security and Privacy*, pages 346–363.

Tuan-Phong Nguyen and Simon Razniewski. 2022. [Materialized knowledge bases from commonsense transformers](#). In *Workshop on Commonsense Representation and Reasoning (CSRR)*.

Marinela Parović, Ze Li, and Jinhua Du. 2025. [Generating domain-specific knowledge graphs from large language models](#). In *Findings of ACL*, pages 11558–11574.

Fabio Petroni, Tim Rocktäschel, Sebastian Riedel, Patrick Lewis, Anton Bakhtin, Yuxiang Wu, and Alexander Miller. 2019. [Language models as knowledge bases?](#) In *EMNLP*.

Hannah Ritchie and Max Roser. 2019. [Gender ratio. Our world in data](#).

Taylor Shin, Yasaman Razeghi, Robert L. Logan IV, Eric Wallace, and Sameer Singh. 2020. [AutoPrompt: Eliciting Knowledge from Language Models with Automatically Generated Prompts](#). In *EMNLP*, pages 4222–4235.

Fabian M Suchanek, Mehwish Alam, Thomas Bonald, Lihu Chen, Pierre-Henri Paris, and Jules Soria. 2024. [Yago 4.5: A large and clean knowledge base with a rich taxonomy](#). In *SIGIR*, pages 131–140.

Kai Sun, Yifan Xu, Hanwen Zha, Yue Liu, and Xin Luna Dong. 2024. [Head-to-tail: How knowledgeable are large language models \(LLMs\)? A.K.A. will LLMs replace knowledge graphs?](#) In *NAACL*.

Amos Tversky and Daniel Kahneman. 1973. [Availability: A heuristic for judging frequency and probability](#). *Cognitive Psychology*, 5(2).

Blerta Veseli, Simon Razniewski, Jan-Christoph Kalo, and Gerhard Weikum. 2023. [Evaluating the knowledge base completion potential of GPT](#). In *Findings of EMNLP*.

Denny Vrandečić and Markus Krötzsch. 2014. [Wikidata: a free collaborative knowledgebase](#). *Commun. ACM*, 57(10).

Wikidata team. 2025. Wikidata: Sparql query service/wdqs graph split. Available at: https://www.wikidata.org/wiki/Wikidata:Sparql_query_service/WDQS_graph_split. Accessed: 13 August 2025.

Qinyuan Wu, Mohammad Aflah Khan, Soumi Das, Vedant Nanda, Bishwamitra Ghosh, Camila Kolling, Till Speicher, Laurent Bindschaedler, Krishna Gumadi, and Evimaria Terzi. 2025. [Towards reliable latent knowledge estimation in llms: Zero-prompt many-shot based factual knowledge extraction](#). In *WSDM*, page 754–763.

Yahya Yunus, Tianwa Chen, and Gianluca Demartini. 2025. [Exploring wikipedia gender diversity over time – the wikipedia gender dashboard \(wgd\)](#). *arXiv preprint arXiv:2501.12610*.

Danna Zheng, Mirella Lapata, and Jeff Z. Pan. 2024. [Large language models as reliable knowledge bases?](#) *CoRR*, abs/2407.13578.

A SPARQL Queries

A.1 Gender Distributions in GPTKB

Query to elicit gender frequency distribution in GPTKB.

```
PREFIX gptkbp: <https://gptkb.org/prop/>

SELECT ?g (COUNT(*) AS ?gfreq)
WHERE {
  ?s gptkbp:gender ?g.
}
GROUP BY ?g
ORDER BY DESC(?gfreq)
LIMIT 5
```

g	gfreq
female	196,326
male	168,835
Male	6388
gptkb:women	6234
masculine	5931

Query to get gender distribution and ratios by type of entity.

```
PREFIX gptkbp: <https://gptkb.org/prop/>

SELECT ?c (?m + ?f AS ?sum) ?f
(IF(?m > 0, ((?f*1.0)/?m), 0) AS ?fmr)
WHERE {
  SELECT ?c
  (COUNT(IF(LCASE(?g) = "female", ?s, UNDEF)) AS ?f)
  (COUNT(IF(LCASE(?g) = "male", ?s, UNDEF)) AS ?m)
  WHERE {
    ?s gptkbp:gender ?g;
    gptkbp:instanceOf ?c.
    VALUES ?g {"female" "male"}
  }
  GROUP BY ?c
} ORDER BY DESC(?sum)
```

c	sum	f	fmr
gptkb:person	230554	130937	1.31
gptkb:fictional_character	56277	22947	0.68
gptkb:human	39318	18412	0.88
gptkb:athlete	4548	3573	3.66
gptkb:given_name	3019	1863	1.61
gptkb:mythological_figure	2453	1138	0.86
actor	2081	190	0.10
gptkb:artist	1998	1513	3.11
gptkb:writer	1669	1299	3.51
gptkb:saint	1509	1056	2.33

Query to obtain gender distribution in occupations.

```
PREFIX gptkbp: <https://gptkb.org/prop/>

SELECT ?o ?g (COUNT(*) AS ?gfreq)
WHERE {
  ?s gptkbp:gender ?g;
  gptkbp:occupation ?o.
  values ?o {"female" "male"}
}
GROUP BY ?o ?g
ORDER BY DESC(?gfreq)
```

A.2 Geographic Distributions in GPTKB

Query to get nationality distribution.

```
PREFIX gptkbp: <https://gptkb.org/prop/>

SELECT ?o (COUNT(*) AS ?ofreq)
WHERE {
  ?s gptkbp:nationality ?o.
}
GROUP BY ?o
ORDER BY DESC(?ofreq)
limit 5
```

```
PREFIX gptkb: <https://gptkb.org/entity/>
PREFIX gptkbp: <https://gptkb.org/prop/>

SELECT ?n (count(*) as ?freq)
WHERE {
  ?s gptkbp:country ?n;
  gptkbp:instanceOf gptkb:city.
}
GROUP BY ?n
ORDER BY DESC(?freq)
```

A.3 Symmetric Properties in GPTKB

Query for find frequent relations with reciprocal pairs.

```
SELECT ?p (COUNT(?a) AS ?symmetricPairs)
WHERE {
{
  SELECT DISTINCT ?a ?b ?p
  WHERE {
    ?a ?p ?b.
    ?b ?p ?a.
    FILTER(isIRI(?a) && isIRI(?b) && ?a != ?b)
  }}
group by ?p
ORDER BY DESC(?symmetricPairs)
```

Query to find unique subjects connected to aliases.

```
PREFIX gptkbp: <https://gptkb.org/prop/>

SELECT (COUNT(DISTINCT (?s)) AS ?freq)
WHERE {
  ?s ?p ?o.
  OPTIONAL {?o ?p ?s}
  FILTER(STR(?s) < STR(?o))
  FILTER(ISIRI(?o))
  VALUES ?p {gptkbp:alsoKnownAs gptkbp:alias
  gptkbp:realName}
}
```

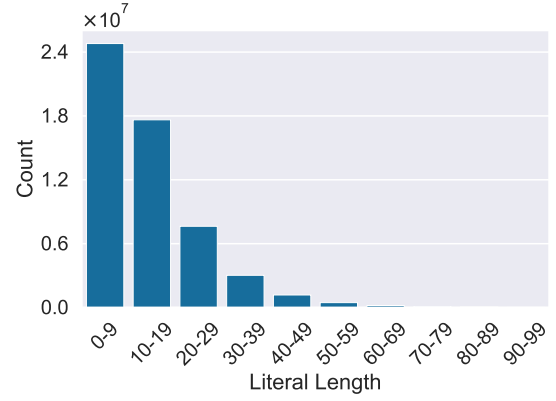


Figure 9: Distribution of literal lengths.

Query to find entities that are alias objects.

```
PREFIX gptkbp: <https://gptkb.org/prop/>

SELECT (SUM(?freq) AS ?a)
where {
  SELECT ?s (COUNT(DISTINCT (?o)) AS ?freq)
  WHERE {
    ?s ?p ?o.
    OPTIONAL {?o ?p ?s}
    FILTER(STR(?s) < STR(?o))
    FILTER(ISIRI(?o))
    VALUES ?p {gptkbp:alsoKnownAs gptkbp:alias
    gptkbp:realName}
  }
GROUP BY ?s
}
```

B Gender-specific Professions

Table 6 lists 10 most frequent professions with a single gender.

C Paraphrased Subjects

Table 7 illustrates examples of paraphrased subjects from four GPTKB classes.

D Sensitive Predicates

Table 8 contains a list of predicates that could potentially be used to store sensitive information.

E Literals in GPTKB

Table 9 displays the most frequent predicates with literal objects and Figure 9 shows the length distribution of the literals. Table 10 displays the predicates that come with objects being image file names.

F Accuracy by domain

Table 11 presents the accuracy of statements across 7 domains.

No female gender		No male gender	
Profession	Frequency	Profession	Frequency
sports shooter	127	gptkb:actress	11248
cowboy	74	gptkb:businesswoman	1307
gptkb:drag_queen	70	noblewoman	581
crime lord	68	gptkb:suffragist	469
gptkb:hurler	60	gptkb:feminist	323
gentleman	55	housewife	269
gptkb:cryptocurrency	48	gptkb:beauty_pageant	226
drug dealer	42	waitress	165
carpenter	42	homemaker	164
gptkb:casino	40	gptkb:softball	153

Table 6: Top 10 gender-specific professions.

G Proportion of first-order subbranch in taxonomy

Table 12 shows the entity proportion of each first-order subbranch, based on a random sample of 1000 entities.

Class	First Encounter (Depth)	Subsequent Encounters (Depth)
city	New York City (3)	New York City, United States (3), New York City, New York, United States (3), New York City, USA (4), New York City, New York (4), City of New York (4), N.Y.C. (6)
	Los Angeles, California, United States (2)	Los Angeles (3), Los Angeles, California (3), Los Angeles, California, USA (3)
	Mumbai (3)	Bombay (3), Mumbai City (4)
film	Oppenheimer (2023 film) (3)	Oppenheimer (film) (4), Oppenheimer (4)
	The Godfather (3)	The Godfather (1972 film) (5), The Godfather (film, 1972) (5), Godfather (5), The Godfather (film) (5), The Godfather Part I (6), The Godfather (1972) (7)
	The Shawshank Redemption (4)	The Shawshank Redemption (film) (5), The Shawshank Redemption (1994) (5), Shawshank Redemption (7)
river	Elbe (3)	River Elbe (5), Elbe river (5)
	Main (3)	Main River (4)
	Ganges (4)	Ganga (Ganges) (5), Ganges river (5), Ganga (5), River Ganga (5)
country	United States (2)	USA (3), United States of America (3), The United States (7)
	United Kingdom (2)	UK (3), Kingdom of United Kingdom (5), The Great Britain (7)
	China (3)	People's Republic of China (3), China (People's Republic of China) (5), China (People's Republic) (7)

Table 7: Anecdotal examples of paraphrased subject entities.

Dimension	RegEx Heuristic	Predicates	# Triples
Gender	*gender*	gender	270,694
Race	*race*	race	395
Ethnicity	*ethnicity*	ethnicity	49,799
Religion	*religion*	religion	81,675
Disability	*disability*	disability	1,273
Sexual orient.	*sexualorient*	sexualOrientation	4,594
Contact details	*address*	-	0
	phone	phoneNumber	2
	email	hasEmail	1
Finan. info.	*income*	-	0
	networth	netWorth / netWorthAtDeath	2,253
Military info.	*coordinates*	coordinates	55,265
	planneddeploy	plannedDeploymentSite / plannedDeploymentYear / plannedDeploymentRegion	3
	baseloc	hasBaseLocation / majorUSBaseLocation / militaryBaseLocation	5

Table 8: Predicates related to potential sensitive information found in GPTKB and count of unique subjects. We filter for instanceOf: human/person for the predicates related to gender, race, ethnicity, religion, disability, sexual orientation, contact details and financial information.

Predicate	Count	Avg. Len.	Min. Len.	Max. Len.
website	858,160	31.14	1	3370
occupation	816,430	10.76	2	113
language	751,246	7.31	1	659
notableFor	743,217	27.73	1	8423
knownFor	553,513	22.12	1	133
birthDate	455,782	9.36	1	51
notableWork	441,351	24.30	1	556
gender	415,723	5.34	1	76
usedFor	397,546	16.76	1	155
features	376,999	15.86	1	137
nationality	360,871	7.43	2	57
founded	329,000	5.34	2	119
purpose	320,975	31.91	2	276
population	287,850	11.24	1	100
feature	286,678	17.81	0	117
releaseYear	278,760	4.18	1	80
category	274,527	20.16	1	122
deathDate	267,448	9.17	1	48

Table 9: Top-20 predicates with literal objects and their counts.

Property	Count
logo	37,338
coverArt	33,717
signature	32,443
coatOfArms	5,833
flag	3,424
mapType	2,432
photo	2,253
portrait	1,337
range	581
hasPoster	517

Table 10: Top-10 predicates which come with objects being image file names.

Domain	True	Plausible	False
Locations	75.7%	6.8%	17.5%
Persons	74.2%	6.5%	19.3%
Politics	72.7%	0%	27.3%
Organizations	72.2%	7.8%	20.0%
Science	70.6%	5.6%	23.8%
Business	68.9%	8.1%	23.0%
Sports	67.5%	8.4%	24.1%

Table 11: Accuracy of triples divided into 7 specific domains.

Domain	Fraction
Science	0.2%
Technology	4.0%
Engineering	1.3%
Mathematics	0.0%
Arts	23.8%
Humanities	60.0%
Social Sciences	0.2%
Business	7.0%
Health	0.0%
Environment	1.9%
event	0.8%
unknown	0.0%
food	1.1%
right	0.0%

Table 12: Entity proportion of first-order subbranches of the taxonomy.