

PTEB: Towards Robust Text Embedding Evaluation via Stochastic Paraphrasing at Evaluation Time with LLMs

Manuel Frank

Department of Computer Science
Munster Technological University
Manuel.Frank@zohomail.eu

Haithem Afli

Department of Computer Science
Munster Technological University
Haithem.Afli@mtu.ie

Abstract

Current evaluations of sentence embedding models typically rely on static test beds such as the Massive Text Embedding Benchmark (MTEB). While invaluable, repeated tuning on a fixed suite can inflate reported performance and obscure real-world robustness. We introduce the Paraphrasing Text Embedding Benchmark (PTEB), a dynamic protocol that stochastically generates meaning-preserving paraphrases at evaluation time and aggregates results across multiple runs. Using a cost-efficient LLM-based method grounded in semantic textual similarity gold ratings, we show that LLMs generate token-diverse but semantically preserving, paraphrases. Across 7 MTEB tasks, we validate our hypothesis that the performance of sentence encoders is sensitive to changes in token space even when semantics remain fixed. We also observe that smaller models are not disproportionately affected relative to larger ones. Our results are statistically robust over multiple runs and we extended our experiments to 3 multilingual datasets covering 10 languages. More generally, we aim to propose a new evaluation paradigm in NLP that relies less on static, pre-defined benchmarks but shifts towards dynamic, stochastic evaluation leveraging eval-time compute.

1 Introduction

Text embeddings have become a cornerstone of Natural Language Processing (NLP), enabling the representation of semantic meaning in dense vector spaces that can be applied to a wide range of downstream tasks. Traditionally, embeddings are evaluated on static benchmarks like the Massive Text Embedding Benchmark (MTEB) (Muennighoff et al., 2023), which has become the de facto standard. More recently, MTEB has been extended to the Massive Multilingual Text Embedding Benchmark (MMTEB) (Enevoldsen et al., 2025), cover-

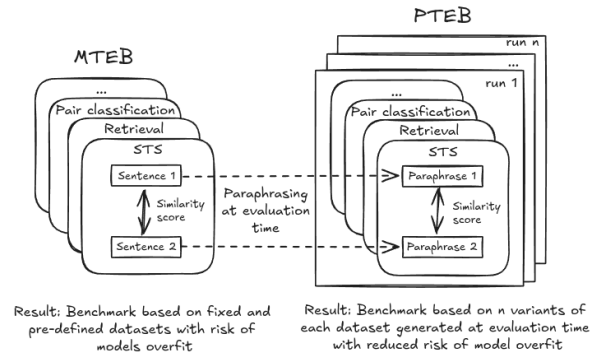


Figure 1: PTEB paraphrases data at evaluation time to measure embedding model performance.

ing more than 250 languages, and RTEB¹, a retrieval benchmark with private test sets.

However, benchmarks like MTEB need to be maintained and further developed (Chung et al., 2025). A persistent challenge is that static benchmarks saturate over time. Although this saturation partly reflects genuine progress, it can also be attributed to overfitting. This arises from at least two factors (Liang et al., 2025): 1. *Data contamination* which refers to the inclusion of benchmark items within training data, enabling models to exploit prior exposure rather than demonstrate authentic modelling capabilities (also known as data leakage). 2. *Biased overtraining* which involves deliberate allocation of training resources to the domains of anticipated benchmarks, resulting in models with uneven performance that excel in benchmarked domains while underperforming elsewhere. Overall, more robust embedding benchmarks are needed (Goel et al., 2025). So far, the only solutions have been temporary through private test sets or the release of new or updated benchmarks.

To address this issue, we argue that model capabilities should be evaluated across dynamically generated variations of evaluation tasks at evalua-

¹<https://huggingface.co/blog/rteb>

tion time rather than predefined static benchmarks. We therefore introduce the Paraphrasing Text Embedding Benchmark (PTEB), which generates data variations at evaluation time, creating a "population" of semantically equivalent but textually distinct problem instances that better approximates the diversity of real-world applications. Whereas MTEB targets maximal multilingual breadth and task coverage, PTEB is a complementary, compute-bounded statistically robust protocol that stress-tests semantic invariance via multi-item stochastic eval-time paraphrasing.

Generative LLMs have already been shown to be effective for data augmentation through paraphrasing. In Dai et al. (2023), for example, paraphrases were used to train a BERT model (Devlin et al., 2019). Earlier, Wahle et al. (2022) demonstrated that generative LLMs can paraphrase text in a way that is difficult for humans to identify. Frank and Afli (2024) and Thirukovalluru and Dhingra (2025) used generative models to generate variations of the textual input, e.g. by paraphrasing, which are used for data augmentation at runtime to improve the performance of embeddings.

Prior research on robustness and benchmarking has mainly relied on algorithmic transformations, masked language modelling (MLM), or classical word embedding techniques. For example, nlpaug (Ma, 2019) provides a general-purpose augmentation toolkit with methods such as back-translation, synonym replacement, and embedding-based substitutions (e.g., using Word2Vec (Mikolov et al., 2013)), while TextAttack (Morris et al., 2020) systematises adversarial attacks through synonym swaps, character edits, and MLM substitutions, supporting both benchmarking and adversarial training. Building on these ideas, TextFlint (Wang et al., 2021b) introduced a multilingual robustness framework combining universal and task-specific transformations incl. adversarial attacks, all validated through human evaluation. More recently, Yang et al. (2023) published an article on benchmark contamination and evasion of contamination detection methods. They demonstrated the fragility of existing evaluations for generative models, showing that rephrased benchmark samples can bypass standard decontamination methods and artificially inflate the performance of a 13b parameter model to GPT-4 levels, thus undermining benchmark trustworthiness.

Whereas Yang et al. (2023) use paraphrasing to diagnose weaknesses of static benchmarks for

generative LLMs, we employ eval-time paraphrasing to construct inherently contamination-resistant evaluations for embedding models. Earlier work has therefore emphasised robustness testing, augmentation, or contamination detection, but remains fundamentally constrained by static transformation rules, MLM, or classical embeddings. In contrast, our contribution is to harness state-of-the-art generative LLMs as general paraphrasers at eval-time, yielding a stochastic, dynamically moving benchmark that continuously produces novel paraphrastic test variants. This extends robustness testing from predefined perturbations to generatively rich, stochastic evaluation runs, specifically targeting embedding models across diverse NLP tasks. More broadly, our goal is to shift the focus of the NLP community from static datasets and offline augmentation to stochastic evaluation-time benchmarks powered by modern generative models.

The PTEB architecture is visualised in Figure 1.

Dataset	Word count
BIOSSES (Soğancıoğlu et al., 2017)	22.8
SICK-R (Marelli et al., 2014)	9.6
STS12 (Agirre et al., 2012)	10.9
STS13 (Agirre et al., 2013)	8.9
STS14 (Agirre et al., 2014)	9.2
STS15 (Agirre et al., 2015)	10.6
STS17 (Cer et al., 2017)	8.7
STS22 (Chen et al., 2022)	461.0
STSB (Cer et al., 2017)	9.9
Average	61.1

Table 1: Average word count per input text for English STS datasets.

2 Method

Our method is illustrated in Figure 2. We employ generative LLMs in two distinct roles: First, as an LLM judge to select a paraphrase model. Second, as a paraphraser generating paraphrases during evaluation. To evaluate and select the LLM judge, we use sentence pairs from the MTEB STS datasets. In the absence of human evaluations or direct validation of the generated paraphrases, our method anchors PTEB in scientific rigor by grounding it in STS gold scores. Table 1 lists the STS datasets that we use and shows that the STS

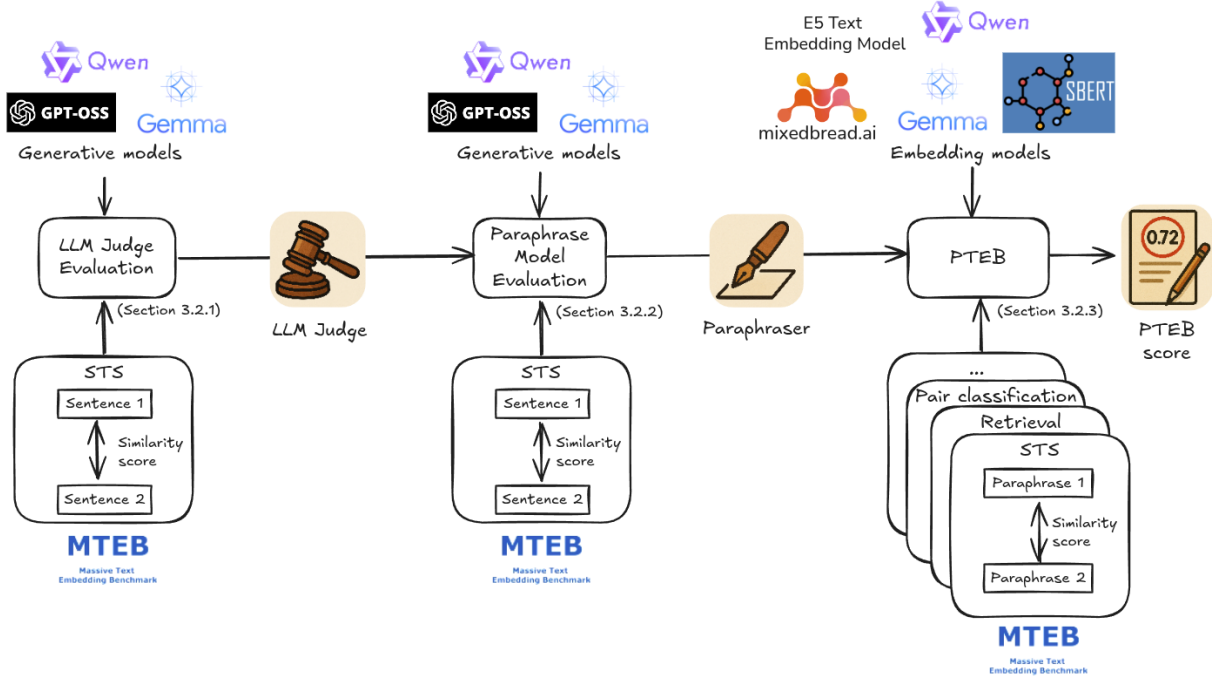


Figure 2: First, MTEB STS data is used to evaluate different generative LLMs for their STS rating capability. Then, using the selected LLM judge, generative LLMs are evaluated for paraphrasing MTEB STS data. Finally, the best paraphrase model is used to paraphrase MTEB datasets at eval-time generating a dynamic benchmark for embedding models.

datasets cover a range of different text lengths ranging from short sentences to STS22’s paragraphs with an average length of 461 words. Throughout this paper, cosine similarity is employed as the similarity metric between embeddings. Generally, we use the same metrics as MTEB, for example, Spearman’s rank correlation for STS.

1. LLM Judge Evaluation. The MTEB STS datasets provide similarity ratings on bounded scales, obtained through annotation methods like Amazon Mechanical Turk. We evaluate generative LLMs based on their ability to assess the semantic similarity of sentence pairs vs. these STS gold ratings in order to select an LLM judge model.

2. Paraphrase Model Evaluation. Next, we apply generative LLMs to paraphrase the MTEB STS datasets. The LLM judge selected in the previous step rates the semantic similarity of the paraphrases on a scale from 0 to 5. Based on semantic similarity, edit distance (ED), and runtime, we select the paraphrase model ("paraphraser"). We include the ED to avoid textually overly similar paraphrases compared to the original text (larger ED is better).

3. Embedding Model Evaluation on PTEB. Finally, we employ the selected paraphraser to rephrase MTEB datasets at eval-time generating

a dynamic benchmark. This allows us to evaluate various embedding models on the paraphrases and compare their scores on the original MTEB datasets. (For non-STs tasks, we use the datasets and metrics listed in [Appendix A](#).)

3 Experiments

In this section, we present the results of our experiments. We begin by outlining the implementation details followed by the results of the LLM judge evaluation. We then examine how the selected LLM judge rates various generative models for paraphrasing. Finally, we present the results of running PTEB across different embedding models. To analyse how well the results generalise to different tasks, we evaluate datasets across all MTEB tasks and include non-English languages.

3.1 Implementation

For the LLM judge and paraphraser selection, we assessed the generative open-weights models gemma 3-27b ([Gemma Team et al., 2025](#)), gpt-oss-20b ([OpenAI et al., 2025](#)), and qwen3-32b ([Yang et al., 2025](#)). The implementation details incl. hyperparameters can be found in [Appendix B](#).

As encoders, we evaluated qwen3-8b ([Zhang et al., 2025](#)), mx-bai-embed-large-v1 ([Lee et al.,](#)

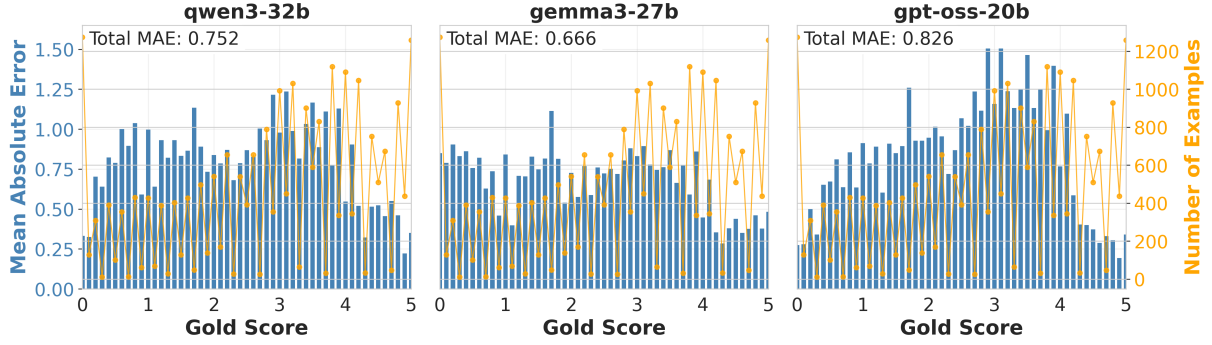


Figure 3: LLM judge mean average error (MAE) and number of examples per gold score on MTEB STS.

2024), e5-mistral-7b-instruct (Wang et al., 2024a,b), and embeddinggemma-300m (Vera et al., 2025) as SOTA encoders. As a baseline, we included the Sentence Transformer all-mpnet-base-v2 (Reimers and Gurevych, 2020). These models were selected to include both models that currently lead or rank high on the MTEB leaderboard and a baseline model with lower performance. To ensure consistency between original and paraphrased conditions, the evaluation pipeline was re-implemented following the MTEB specification in Muennighoff et al. (2023).² For hyperparameters see Appendix B; for all prompts Appendix C.

3.2 Experimental Results

3.2.1 LLM Judge Evaluation

Analysing the mean absolute error (MAE) relative to the gold rating distribution (that is, the similarity scores) shows that all models have lower errors on sentence pairs with high (≥ 4) similarity scores (Figure 3). However, while the Qwen3 and the GPT-OSS models have lower MAEs on sentence pairs with label close to 0, this does not hold for the Gemma-3 model. Table 2 presents the results for each LLM judge across datasets. Overall, gemma-3-27b achieved the highest performance on MTEB STS. With the exception of STS22 the model outperformed GPT-OSS and Qwen3 on all datasets.

Examining performance by dataset across word count bins, Figure 4 shows that sentences with ≥ 20 words yield the lowest performance (average score 64.49%), while sentences with < 10 words achieve an average Spearman’s rank correlation of $\geq 80\%$. In particular, the models show lower performance on long sentence pairs in STS14

and STSB with scores of 31.59% and 54.26%, respectively. To assess the effect of model size,

Average	82.97	80.53	77.67	77.71	64.49
biosses		50.00	83.63	85.19	84.12
sick-r	73.40	74.43	71.42	69.04	77.27
sts12	83.30	79.75	53.37	60.46	52.99
sts13	85.41	88.11	81.91	70.91	59.18
sts14	78.90	85.00	76.35	78.46	31.59
sts15	87.76	87.40	88.87	85.86	87.75
sts17	83.97	90.97	81.37	98.56	
sts22					68.76
stsb	88.05	88.60	84.42	73.18	54.26
	[0, 5)	[5, 10)	[10, 15)	[15, 20)	[20+]
	Word Count				

Figure 4: LLM judge scores on MTEB STS for different word count intervals; empty cells indicate that the dataset does not contain sentences with the respective word count. (in %)

Dataset	gemma-3-27b	gpt-oss-20b	qwen-3-32b
BIOSES	88.53	83.75	80.94
SICK-R	76.61	70.84	72.21
STS12	75.13	66.95	70.42
STS13	89.12	87.07	87.60
STS14	83.82	81.95	81.55
STS15	89.87	87.26	86.70
STS17	91.42	88.99	87.53
STS22	66.87	68.82	70.59
STSB	87.26	84.50	85.67
Average	83.18	80.02	80.89

Table 2: LLM judge scores on MTEB STS; best scores bold. (in %)

²Our scripts are not identical with the current MTEB-evaluation but follow the original paper, e.g. MTEB now undersamples classification data to include 8 examples per label instead of using the complete train/test splits.

STS Judge Model Size				
270m	1b	4b	12b	27b
1.9	33.28	72.74	82.76	83.18

Table 3: LLM judge ablation on the numbers of parameters for Gemma-3 grading paraphrase semantic similarity on the STS datasets. (in %)

we performed an ablation by varying the number of parameters (Table 3). Gemma-3 12b performs comparably to the 27b model (82.76% vs. 83.18%). By contrast, the 4b and, especially, the 1b and 270m variants exhibit substantial performance drops (72.74%, 33.28%, and 1.9% respectively).

3.2.2 Paraphrase Model Evaluation

Using gemma-3-27b as the LLM judge, we observe that also as a paraphraser it not only achieves semantic similarity scores close to the best-performing paraphraser, gpt-oss-20b, but produces paraphrases with larger ED at a lower runtime (Table 4). Hence, overall, gemma-3-27b is the most suitable paraphraser for PTEB.

3.2.3 Embedding Model Evaluation on PTEB

As single-run estimates can be unreliable (Reimers and Gurevych, 2018; Dror et al., 2019), we evaluate STS with $n = 6$ different paraphrasing seeds. Across datasets, all models decline on PTEB vs. originals with the smallest drop for embeddinggemma-300m (Table 5). e5-mistral-7b-instruct decreases by 2.70%, while others (except Gemma) drop by up to 5.09%. The gap is smallest on STS22 and largest on STS12.

Also the standard deviation across runs differs substantially between datasets. On SICK-R and STS15 the sample standard deviation (σ) is at the lower end ($\sigma \leq 0.09$ and $\sigma \leq 0.20$ respectively) in contrast to BIOSSES ($\sigma \in [1.01, 2.23]$). To test

Paraphrase Model	Semantic Sim.	Edit Distance	Run-time
gemma-3-27b	4.23	0.81	0.27
gpt-oss-20b	4.41	0.55	1.24
qwen3-32b	4.36	0.63	5.35

Table 4: Paraphrase evaluation results showing average semantic similarity (0–5 scale) and normalized edit distance compared to originals (in %), as well as runtime (seconds per text) on STS datasets; best results bold.

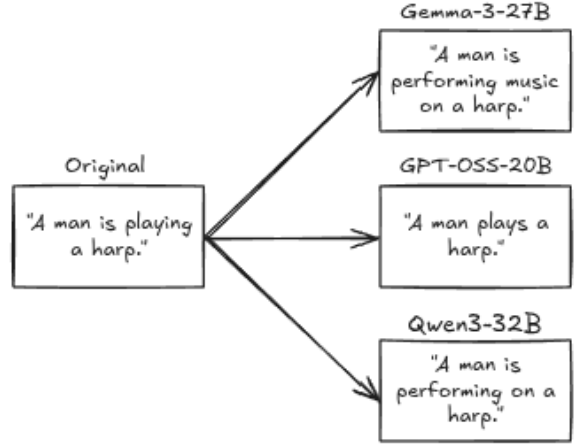


Figure 5: STSB paraphrase examples.

statistical significance, we use the paired Wilcoxon signed-rank test, which can be applied in many NLP settings (Dror et al., 2018). When pooling over all STS datasets, all embedding models except for embeddinggemma-300m outperform the baseline all-mpnet-base-v2 significantly after Holm-correction (Holm, 1979) ($p \ll \alpha = 0.05$; for all models: $0 \notin \text{CI}_{95\%}(\Delta_{HL})$; see Table 6).³ The estimated location shifts Δ_{HL} ⁴ are negative for all models except embeddinggemma-300m.

3.2.4 Ablation on STS Embedding Model Size

To analyse the influence of the encoder model size, we conduct an ablation study using the Qwen3 models (Table 7). The performance gap between the original and paraphrased datasets remains similar across all three Qwen3 variants, with the smallest model even displaying the narrowest gap.

3.2.5 PTEB for Non-STs Tasks

Extending PTEB to the remaining 6 MTEB tasks, shows that the average performance of all models drops on PTEB compared to original texts (Table 8). qwen3-8b is the best-performing model on 5 out of the 6 tasks. The total performance drop of embeddinggemma-300m is marginal (-0.09) while the other models drop between 2.64 and 3.35. (For an additional visualisation see Appendix Figure 6.)

³The Holm-method adjusts p-values when testing multiple hypotheses. It sorts the m hypotheses by their p-values (p_i) and then checks, starting with the lowest p-value, for a given significance level α if $\forall i \in \{1, \dots, m\} : p_i < \frac{\alpha}{m-i+1}$ (Calonico and Galiani, 2025).

⁴The Hodges–Lehmann estimator (Hodges and Lehmann, 1963) associated with the Wilcoxon signed-rank test is the median of all Walsh averages, i.e., the pairwise means formed from every self-pair and unique unordered pair of the observed within-pair differences.

Dataset	all-mpnet-base-v2		embedding-gemma-300m		mxbai-embed-large-v1		e5-mistral-7b-instruct		qwen3-em-bedding-8b	
	Orig.	PTEB	Orig.	PTEB	Orig.	PTEB	Orig.	PTEB	Orig.	PTEB
BIOSSES	80.39	77.22	70.27	64.67	86.09	84.06	84.61	77.68	86.29	81.44
	Δ -3.17/ \pm 2.23		Δ -5.60/ \pm 1.61		Δ -2.03/ \pm 1.11		Δ -6.93/ \pm 1.01		Δ -4.85/ \pm 1.53	
SICK-R	80.60	77.45	71.99	70.28	82.79	78.24	80.76	79.01	84.97	81.88
	Δ -3.15/ \pm 0.09		Δ -1.71/ \pm 0.07		Δ -4.55/ \pm 0.07		Δ -1.75/ \pm 0.05		Δ -3.09/ \pm 0.07	
STS12	72.64	61.85	63.53	54.95	79.07	67.91	75.83	68.23	81.41	67.21
	Δ -10.79/ \pm 0.29		Δ -8.58/ \pm 0.41		Δ -11.16/ \pm 0.24		Δ -7.60/ \pm 0.32		Δ -14.20/ \pm 0.30	
STS13	83.49	78.91	67.71	73.70	89.81	84.19	84.31	84.35	87.89	82.90
	Δ -4.58/ \pm 0.56		Δ +5.99/ \pm 0.64		Δ -5.62/ \pm 0.33		Δ +0.04/ \pm 0.35		Δ -4.99/ \pm 0.41	
STS14	78.00	72.14	64.95	65.03	85.22	78.41	79.26	78.12	83.32	77.10
	Δ -5.86/ \pm 0.26		Δ +0.08/ \pm 0.19		Δ -6.81/ \pm 0.12		Δ -1.14/ \pm 0.21		Δ -6.22/ \pm 0.22	
STS15	85.66	81.58	77.19	74.47	89.34	85.05	85.20	86.20	89.56	86.50
	Δ -4.08/ \pm 0.11		Δ -2.72/ \pm 0.19		Δ -4.29/ \pm 0.20		Δ +1.00/ \pm 0.10		Δ -3.06/ \pm 0.12	
STS17	90.61	85.06	82.61	75.28	89.22	85.00	88.86	85.61	92.19	88.60
	Δ -5.55/ \pm 0.25		Δ -7.33/ \pm 0.70		Δ -4.22/ \pm 0.28		Δ -3.25/ \pm 0.31		Δ -3.59/ \pm 0.21	
STS22	68.31	69.39	58.05	63.21	69.02	68.97	69.66	67.49	69.98	68.61
	Δ +1.08/ \pm 0.48		Δ +5.16/ \pm 0.67		Δ -0.05/ \pm 0.38		Δ -2.17/ \pm 0.74		Δ -1.37/ \pm 0.66	
STSB	83.43	74.90	67.45	66.97	89.29	82.20	84.58	82.02	88.50	84.56
	Δ -8.53/ \pm 0.35		Δ -0.48/ \pm 0.53		Δ -7.09/ \pm 0.36		Δ -2.56/ \pm 0.38		Δ -3.94/ \pm 0.32	
Average	80.35	75.39	69.31	67.62	84.43	79.34	81.45	78.75	84.90	79.87
	Δ -4.96		Δ -1.69		Δ -5.09		Δ -2.70		Δ -5.03	

Table 5: Embedding model performance on original and PTEB STS datasets (in %). Each cell shows the original and PTEB score; the difference is denoted by Δ . **Red** indicates performance decreases; **green** improvements. All values are aggregated over $n = 6$ runs with the sample standard deviation over the different paraphrases denoted by \pm . Bold marks row-wise best for original and paraphrased text separately.

mpnet vs.	Δ_{HL} [CI]	p-value
embedding-gemma-300m	+7.33 [7.01, 8.12]	6.50e-10
mxbai-embed-large-v1	-3.74 [-5.11, -3.09]	1.33e-08
e5-mistral-7b-instruct	-3.48 [-4.37, -2.60]	1.40e-07
qwen3-em-bedding-8b	-4.53 [-4.82, -4.19]	1.48e-09

Table 6: Comparisons on PTEB STS vs. all-mpnet-base-v2. Δ_{HL} is the Hodges–Lehmann estimator (Hodges and Lehmann, 1963) with its 95% confidence interval; negative values favour the listed model. P-values are Holm-adjusted. ($n = 6$ runs)

STS Score	Embedding Model Size		
	0.6b	4b	8b
Original	81.42	84.26	84.90
PTEB	77.19	78.72	79.87
Runtime [s]	135	201	263
VRAM [GB]	1.1	7.6	14.1

Table 7: Qwen3 embedding ablation on the numbers of parameters for STS; STS scores in %. Runtime is the time for encoding only. VRAM refers to memory usage of the model only. Best in bold. ($n = 6$ runs)

3.2.6 Multilingual PTEB

We validate our results on non-English data, using RTE3 (Giampiccolo et al., 2007), AmazonCounterFactuals (O’Neill et al., 2021), and the multilingual

Task	all-mpnet-base-v2		embedding-gemma-300m		mx-bai-embed-large-v1		e5-mistral-7b-instruct		qwen3-embedding-8b	
	Orig.	PTEB	Orig.	PTEB	Orig.	PTEB	Orig.	PTEB	Orig.	PTEB
Classification	92.23	85.21	85.83	80.56	93.66	87.42	90.99	84.56	92.78	86.64
Banking77		$\Delta -7.02$		$\Delta -5.27$		$\Delta -6.24$		$\Delta -6.43$		$\Delta -6.14$
Clustering	50.18	48.24	32.99	34.33	51.25	48.93	45.61	39.04	55.51	49.46
TwentyNewsGroups		$\Delta -1.94$		$\Delta +1.34$		$\Delta -2.32$		$\Delta -6.57$		$\Delta -6.05$
Pair Classif.	73.85	71.36	59.03	63.73	78.54	73.11	75.36	73.78	72.22	73.90
TwitterSemEval		$\Delta -2.49$		$\Delta +4.70$		$\Delta -5.43$		$\Delta -1.58$		$\Delta +1.68$
Reranking	65.82	64.42	48.14	48.20	65.20	63.98	59.96	59.51	67.48	65.27
AskUbuntuDupQ.		$\Delta -1.40$		$\Delta +0.06$		$\Delta -1.22$		$\Delta -0.45$		$\Delta -2.21$
Retrieval	45.89	45.45	29.66	32.89	65.11	61.18	53.52	49.89	75.27	73.62
ArguAna		$\Delta -0.44$		$\Delta +3.23$		$\Delta -3.93$		$\Delta -3.63$		$\Delta -1.65$
Summarisation	26.25	23.74	20.35	15.74	35.55	32.59	34.24	32.80	38.87	35.29
SummEval		$\Delta -2.51$		$\Delta -4.61$		$\Delta -2.96$		$\Delta -1.44$		$\Delta -3.58$
Average	59.04	56.40	46.00	45.91	64.88	61.20	59.95	56.60	67.02	64.03
		$\Delta -2.64$		$\Delta -0.09$		$\Delta -3.68$		$\Delta -3.35$		$\Delta -2.99$

Table 8: Embedding model performance for non-STs tasks and datasets on original data and PTEB. Each cell shows the original and PTEB score; the difference is denoted by Δ . Performance decreases **red**; improvements **green**. Bold: best per column. See Appendix A for metrics per dataset and references. ($n = 1$ runs; in %)

Model	Classification		Pair Class.		STS	
	Original	PTEB	Original	PTEB	Original	PTEB
paraphrase-multilingual-mpnet-base-v2	88.54	85.55	89.14	89.29	83.46	79.98
embedding-gemma-300m	90.51	86.11	86.95	86.49	61.89	59.74
multilingual-e5-large-instruct	89.08	86.32	87.62	87.23	72.82	70.86
qwen3-embedding-8b	89.83	87.04	87.35	87.24	83.35	80.24
Avg. word count text 1/text 2	19.9	18.8	30.5/8.2	30.3/9.4	8.3/8.1	8.8/8.4

Table 9: Multilingual eval: AmazonCounterFactuals (class.), RTE3 (pair class.), STS17 (STS) ($n = 6$ runs; in %). Performance drops **red**; improvements **green**. Bold: best per column. For paired data, we report both word counts.

version of STS17; covering 10 languages (see Table 9 for results; see Appendix D for a list of language pairs). We used the same models as before if they are natively multilingual, or their multilingual variants alternatively. We find significant performance drops on AmazonCounterFactuals and STS17 while the results are stable on RTE3.

3.2.7 STS Paraphrase Prompting Sensitivity

Since LLMs can be sensitive to prompt changes (Mizrahi et al., 2024), we tested the influence of 3 variations of the paraphrase prompt and compared the PTEB STS scores and the ED between original and paraphrased texts

(Table 10). We find limited differences ($\leq 0.68\%$ for the score and $\leq 2.76\%$ for the ED).

4 Discussion

Our method demonstrates that the 3 generative LLMs evaluated in our study are well-suited to rate semantic similarity with STS scores above 80% (Table 2). Gemma-3-27b even outperformed 3 of the 5 embedding models on average on the original STS data (see Table 2 vs. Table 5).⁵ Furthermore, the evaluated LLMs generate paraphrases with high

⁵With the limitation that Gemma-3-27b has been evaluated only on one run and is hence not a like-for-like comparison.

Paraphrase Prompt	PTEB STS Score	Edit Distance
Default	74.92	80.87
Variant 1	74.24	81.49
Variant 2	74.82	82.00
Variant 3	75.16	83.63

Table 10: PTEB STS scores and the corresponding edit distances to the original text for the default paraphrase prompt and 3 differently phrased prompt variants; see Appendix C.3 for the prompts used. (Based on all-mpnet-base-v2 embeddings; $n = 1$ runs; in %)

semantic similarity while introducing token-level variation from the original text (Table 4). We found that gemma-3-27b generated more textually diverse paraphrases at higher throughput: average ED 0.81 vs. 0.55 and 0.63 at a 5× to 20× speed-up compared to gpt-oss-20b and qwen3-32b respectively.

Moreover, across the 7 PTEB tasks and 10 languages, most of the 18 datasets show decreased performance of embedding models on paraphrased data (Table 5, Table 8, Table 9). Our results support the hypothesis of some benchmark saturation and overfitting. While qwen3-8b achieves the highest overall scores on the original data and PTEB, re-ordering occurs at the dataset level. qwen3-8b, for example, performs best on 4 PTEB datasets where it does not achieve the highest score on the original data, and vice versa; it ranks highest on 3 original datasets where it does not lead on PTEB. This demonstrates that embedding models show different degrees of robustness towards paraphrasing.

For STS22, the relatively small performance drops on PTEB may be explained by its higher word count (avg. 461 per text vs. 61 for all STS data; see Table 1). Based on qualitative observations, we suggest that STS22’s longer texts may allow paraphrases with fewer lexical changes, while paraphrases of shorter sentences rely more on synonym replacement. Moreover, on shorter sentences single tokens have more weight and may distort the embedding model. Another outlier is RTE3 with only marginal score changes. This might stem from its intuitively more robust entailment relation between a long text 1 and a short text 2 (Table 9).

Furthermore, English datasets with initial scores (≥ 80), such as BIOSSES, SICK-R, STS13/15/17/B, and Banking77 showed relatively large performance gaps (many models -3 to -6%; also see Appendix Figure 6 which visualises this

on task level). This suggests that the initially high scores may depend on shortcuts in token space which are neutralised by paraphrasing. It shows that PTEB’s new evaluation method adds a stress test for semantic invariance, mitigating concerns that MTEB may favour lexical shortcuts and overfitted embedding models. However, neither do we claim that any specific model is more overfitted than another one nor do we make general claims on the performance of individual models as the aim of our study is to present a novel evaluation method; not a comprehensive benchmarking study.

Unexpectedly, smaller encoders were not more sensitive to paraphrasing: Our ablation study on encoder size showed the similar performance and robustness of qwen-3-4b vs. the 8b model with reduced runtime and VRAM (Table 7). For the datasets in our study, the results indicate that robust performance under paraphrase stress can be achieved with smaller embedding models. Furthermore, the prompt sensitivity analysis showed that PTEB is robust to prompt changes further mitigating potential concerns that the results might be brittle due to the use of generative LLMs (Table 10).

5 Conclusion

We introduce PTEB, a sentence embedding evaluation method that stochastically paraphrases MTEB data at eval-time. We show that the paraphrase LLMs yield semantically preserving yet token-diverse outputs. Since our end-to-end LLM-based method indirectly grounds the LLMs in human gold ratings, it can serve as a template for researchers who cannot include expensive human evaluations. Building on this, we demonstrate that the average performance of the tested embedding models drops across 7 MTEB tasks when paraphrased, demonstrating that PTEB effectively uncovers generalisation failures. As a multilingual check, we included 3 multilingual datasets covering 10 languages and 3 different tasks. Ablations over LLM judges and embedding models with different parameter counts show clear runtime–quality trade-offs for the models in scope, and that smaller models (generative LLMs: 12B; sentence encoders: 4B) perform comparably to larger ones on our tests. Our experiments confirm that PTEB yields statistically robust results across multiple runs - even if the paraphrase prompt is varied. In general, PTEB is a novel and more robust benchmarking methodology well suited to augment current embedding benchmarks.

Acknowledgments

PTEB builds upon MTEB (Muennighoff et al., 2023) and MMTEB (Enevoldsen et al., 2025), released under the Apache License 2.0. PTEB is independent work and is not affiliated with or endorsed by the original MTEB or MMTEB authors.

We thank the MTEB maintainers and contributors for the benchmark suite and for making the code publicly available as well as the developers from Hugging Face and of Sentence Transformers for enabling open research.

We also thank the developers of the open-weight models used in this work, including Gemma-3 (Gemma Team et al., 2025; Vera et al., 2025), Qwen3 (Yang et al., 2025), and GPT-OSS (OpenAI et al., 2025).

We acknowledge the use of AI-assisted coding (ChatGPT with GPT-5; Claude Code with Sonnet 4.0/4.5 and Opus 4.1).

6 Limitations

The main limitation of our work lies in the restriction of non-STS datasets to one per task and a single evaluation run. This choice was deliberate: our objective was to demonstrate the applicability of our approach and to provide initial insights rather than to present a comprehensive benchmark of embedding models like MTEB does. Moreover, our analyses of STS datasets using $n = 6$ runs already demonstrated the statistical robustness of PTEB.

For the same reason, we limited our evaluation on PTEB to five embedding models and 3 multilingual datasets. In future work, we are planning to implement PTEB as an actual benchmark and include more embedding models and datasets. This is not to replace MTEB but to provide additional signal for embedding model performance.

Furthermore, we did not conduct human evaluations to validate the generated paraphrases. Our goal in this methodological work is an end-to-end LLM-based protocol in which paraphrase models are judged by LLMs calibrated to STS gold ratings, providing an indirect human anchor. This design democratises evaluation by enabling researchers and practitioners with limited budgets to run robust studies without costly, labour-intensive human annotation, while acknowledging that targeted human audits remain valuable for high-stakes settings. Nevertheless, going forward, we plan to include human evaluations to further validate our LLM judge-based approach.

Moreover, the evaluations of the LLM judge and paraphrase models were limited to a single run. This was sufficient for our goal of demonstrating an end-to-end methodology for PTEB that grounds generative model selection in scientific rigor. For production scenarios, our method can serve as a template and be expanded accordingly. Alternatively, one might pragmatically select a paraphrase model directly.

7 Ethical Considerations

We did not identify major ethical concerns arising from this work. However, LLMs (and, hence, PTEB) may replicate or amplify biases present in their training data (Bender et al., 2021). To support ethical scrutiny and reproducibility, we use only open-weight generative models and only embedding models available via Sentence Transformers (i.e., no commercial APIs), enabling researchers to reproduce results, pin versions, and audit behaviour including limited inspection of internals without API accessibility limitations or usage restrictions. While it does not by itself resolve bias, it improves assessability for ethical research.

No personal data was collected and all evaluations are based on public datasets.

References

- Eneko Agirre, Carmen Banea, Claire Cardie, Daniel Cer, Mona Diab, Aitor Gonzalez-Agirre, Weiwei Guo, Iñigo Lopez-Gazpio, Montse Maritxalar, Rada Mihalcea, German Rigau, Larraitz Uria, and Janyce Wiebe. 2015. [SemEval-2015 Task 2: Semantic Textual Similarity, English, Spanish and Pilot on Interpretability](#). In *Proceedings of the 9th International Workshop on Semantic Evaluation (SemEval 2015)*, pages 252–263, Denver, Colorado. Association for Computational Linguistics.
- Eneko Agirre, Carmen Banea, Claire Cardie, Daniel Cer, Mona Diab, Aitor Gonzalez-Agirre, Weiwei Guo, Rada Mihalcea, German Rigau, and Janyce Wiebe. 2014. [SemEval-2014 Task 10: Multilingual Semantic Textual Similarity](#). In *Proceedings of the 8th International Workshop on Semantic Evaluation (SemEval 2014)*, pages 81–91, Dublin, Ireland. Association for Computational Linguistics.
- Eneko Agirre, Daniel Cer, Mona Diab, and Aitor Gonzalez-Agirre. 2012. [SemEval-2012 Task 6: A pilot on semantic textual similarity](#). In **SEM 2012 - 1st Joint Conference on Lexical and Computational Semantics*, volume 2, pages 385–393.
- Eneko Agirre, Daniel Cer, Mona Diab, Aitor Gonzalez-Agirre, and Weiwei Guo. 2013. [*SEM 2013 shared](#)

- task: [Semantic Textual Similarity](#). In *Second Joint Conference on Lexical and Computational Semantics (*SEM), Volume 1: Proceedings of the Main Conference and the Shared Task: Semantic Textual Similarity*, pages 32–43, Atlanta, Georgia, USA. Association for Computational Linguistics.
- Emily M. Bender, Timnit Gebru, Angelina McMillan-Major, and Shmargaret Shmitchell. 2021. [On the dangers of stochastic parrots: Can language models be too big?](#) In *Proceedings of the 2021 ACM Conference on Fairness, Accountability, and Transparency, FAccT '21*, pages 610–623, New York, NY, USA. Association for Computing Machinery.
- Vera Boteva, Demian Gholipour, Artem Sokolov, and Stefan Riezler. 2016. [A Full-Text Learning to Rank Dataset for Medical Information Retrieval](#). In Nicola Ferro, Fabio Crestani, Marie-Francine Moens, Josiane Mothe, Fabrizio Silvestri, Giorgio Maria Di Nunzio, Claudia Hauff, and Gianmaria Silvello, editors, *Advances in Information Retrieval*, volume 9626, pages 716–722. Springer International Publishing, Cham.
- Sebastian Calonico and Sebastian Galiani. 2025. [Beyond Bonferroni: Hierarchical Multiple Testing in Empirical Research](#). *Preprint*, arXiv:2507.19610.
- Iñigo Casanueva, Tadas Temčinas, Daniela Gerz, Matthew Henderson, and Ivan Vulić. 2020. [Efficient Intent Detection with Dual Sentence Encoders](#). *Preprint*, arXiv:2003.04807.
- Daniel Cer, Mona Diab, Eneko Agirre, Iñigo Lopez-Gazpio, and Lucia Specia. 2017. [SemEval-2017 Task 1: Semantic Textual Similarity Multilingual and Crosslingual Focused Evaluation](#). In *Proceedings of the 11th International Workshop on Semantic Evaluation (SemEval-2017)*, pages 1–14, Vancouver, Canada. Association for Computational Linguistics.
- Xi Chen, Ali Zeynali, Chico Camargo, Fabian Flöck, Devin Gaffney, Przemysław Grabowicz, Scott Hale, David Jurgens, and Mattia Samory. 2022. [SemEval-2022 Task 8: Multilingual news article similarity](#). In *Proceedings of the 16th International Workshop on Semantic Evaluation (SemEval-2022)*, pages 1094–1106, Seattle, United States. Association for Computational Linguistics.
- Isaac Chung, Imene Kerboua, Marton Kardos, Roman Solomatin, and Kenneth Enevoldsen. 2025. [Maintaining MTEB: Towards Long Term Usability and Reproducibility of Embedding Benchmarks](#). *Preprint*, arXiv:2506.21182.
- Haixing Dai, Zhengliang Liu, Wenxiong Liao, Xiaoke Huang, Zihao Wu, Lin Zhao, Wei Liu, Ninghao Liu, Sheng Li, Dajiang Zhu, Hongmin Cai, Quanzheng Li, Dinggang Shen, Tianming Liu, and Xiang Li. 2023. [ChatAug: Leveraging ChatGPT for Text Data Augmentation](#).
- Jacob Devlin, Ming Wei Chang, Kenton Lee, and Kristina Toutanova. 2019. [BERT: Pre-training of deep bidirectional transformers for language understanding](#). *NAACL HLT 2019 - 2019 Conference of the North American Chapter of the Association for Computational Linguistics: Human Language Technologies - Proceedings of the Conference*, 1(Mlm):4171–4186.
- Rotem Dror, Gili Baumer, Segev Shlomov, and Roi Reichart. 2018. [The Hitchhiker’s Guide to Testing Statistical Significance in Natural Language Processing](#). In *Proceedings of the 56th Annual Meeting of the Association for Computational Linguistics (Volume 1: Long Papers)*, pages 1383–1392, Melbourne, Australia. Association for Computational Linguistics.
- Rotem Dror, Segev Shlomov, and Roi Reichart. 2019. [Deep Dominance - How to Properly Compare Deep Neural Models](#). In *Proceedings of the 57th Annual Meeting of the Association for Computational Linguistics*, pages 2773–2785, Florence, Italy. Association for Computational Linguistics.
- Kenneth Enevoldsen, Isaac Chung, Imene Kerboua, Márton Kardos, Ashwin Mathur, David Stap, Jay Gala, Wissam Siblini, Dominik Krzemiński, Genta Indra Winata, Saba Sturua, Saiteja Utpala, Mathieu Ciancone, Marion Schaeffer, Gabriel Sequeira, Diganta Misra, Shreeya Dhakal, Jonathan Rystrom, Roman Solomatin, and 67 others. 2025. [MMTEB: Massive Multilingual Text Embedding Benchmark](#). *Preprint*, arXiv:2502.13595.
- Alexander R. Fabbri, Wojciech Kryściński, Bryan McCann, Caiming Xiong, Richard Socher, and Dragomir Radev. 2021. [SummEval: Re-evaluating Summarization Evaluation](#). *Transactions of the Association for Computational Linguistics*, 9:391–409.
- Manuel Frank and Haithem Afli. 2024. [GASE: Generatively Augmented Sentence Encoding](#). *Preprint*, arXiv:2411.04914.
- Gemma Team, Aishwarya Kamath, Johan Ferret, Shreya Pathak, Nino Vieillard, Ramona Merhej, Sarah Perrin, Tatiana Matejovicova, Alexandre Ramé, Morgane Rivière, Louis Rouillard, Thomas Mesnard, Geoffrey Cideron, Jean-bastien Grill, Sabela Ramos, Edouard Yvinec, Michelle Casbon, Etienne Pot, Ivo Penchev, and 197 others. 2025. [Gemma 3 Technical Report](#). *Preprint*, arXiv:2503.19786.
- Danilo Giampiccolo, Bernardo Magnini, Ido Dagan, and Bill Dolan. 2007. [The third PASCAL recognizing textual entailment challenge](#). In *Proceedings of the ACL-PASCAL Workshop on Textual Entailment and Paraphrasing*, pages 1–9, Prague. Association for Computational Linguistics.
- Samarth Goel, Reagan J. Lee, and Kannan Ramchandran. 2025. [SAGE: A Realistic Benchmark for Semantic Understanding](#). *Preprint*, arXiv:2509.21310.
- J. L. Hodges and E. L. Lehmann. 1963. [Estimates of Location Based on Rank Tests](#). *The Annals of Mathematical Statistics*, 34(2):598–611.

- Sture Holm. 1979. [A Simple Sequentially Rejective Multiple Test Procedure](#). *Scandinavian Journal of Statistics*, 6(2):65–70.
- Ken Lang. 1995. [NewsWeeder: Learning to Filter Net-news](#). In *Machine Learning Proceedings 1995*, pages 331–339, San Francisco (CA). Morgan Kaufmann.
- Sean Lee, Aamir Shakir, Darius Koenig, and Julius Lipp. 2024. Open source strikes bread - new fluffy embeddings model. <https://www.mixedbread.ai/blog/mxbai-embed-large-v1>.
- Zi Liang, Liantong Yu, Shiyu Zhang, Qingqing Ye, and Haibo Hu. 2025. [How Much Do Large Language Model Cheat on Evaluation? Benchmarking Overestimation under the One-Time-Pad-Based Framework](#). *Preprint*, arXiv:2507.19219.
- Edward Ma. 2019. NLP augmentation. <https://github.com/makcedward/nlpaug>.
- M. Marelli, Stefano Menini, Marco Baroni, L. Ben-
tivogli, R. Bernardi, and Roberto Zamparelli. 2014. [A SICK cure for the evaluation of compositional distributional semantic models](#). In *International Conference on Language Resources and Evaluation*.
- Tomas Mikolov, Kai Chen, Greg Corrado, and Jeffrey Dean. 2013. [Efficient Estimation of Word Representations in Vector Space](#). *Preprint*, arXiv:1301.3781.
- Moran Mizrahi, Guy Kaplan, Dan Malkin, Rotem Dror, Dafna Shahaf, and Gabriel Stanovsky. 2024. [State of What Art? A Call for Multi-Prompt LLM Evaluation](#). *Transactions of the Association for Computational Linguistics*, 12:933–949.
- John Morris, Eli Lifland, Jin Yong Yoo, Jake Grigsby, Di Jin, and Yanjun Qi. 2020. [TextAttack: A Framework for Adversarial Attacks, Data Augmentation, and Adversarial Training in NLP](#). In *Proceedings of the 2020 Conference on Empirical Methods in Natural Language Processing: System Demonstrations*, pages 119–126, Online. Association for Computational Linguistics.
- Niklas Muennighoff, Nouamane Tazi, Loïc Magne, and Nils Reimers. 2023. [MTEB: Massive Text Embedding Benchmark](#). *Preprint*, arXiv:2210.07316.
- James O’Neill, Polina Rozenshtein, Ryuichi Kiryo, Motoko Kubota, and Danushka Bollegala. 2021. [I wish I would have loved this one, but I didn’t – a multilingual dataset for counterfactual detection in product review](#). In *Proceedings of the 2021 Conference on Empirical Methods in Natural Language Processing*, pages 7092–7108, Online and Punta Cana, Dominican Republic. Association for Computational Linguistics.
- OpenAI, Sandhini Agarwal, Lama Ahmad, Jason Ai, Sam Altman, Andy Applebaum, Edwin Arbus, Rahul K. Arora, Yu Bai, Bowen Baker, Haiming Bao, Boaz Barak, Ally Bennett, Tyler Bertao, Nivedita Brett, Eugene Brevdo, Greg Brockman, Sebastien Bubeck, Che Chang, and 107 others. 2025. [Gpt-oss-120b & gpt-oss-20b Model Card](#). *Preprint*, arXiv:2508.10925.
- Nils Reimers and Iryna Gurevych. 2018. [Why Comparing Single Performance Scores Does Not Allow to Draw Conclusions About Machine Learning Approaches](#). *preprint*, arXiv:1803.09578.
- Nils Reimers and Iryna Gurevych. 2020. [Sentence-BERT: Sentence embeddings using siamese BERT-networks](#). In *EMNLP-IJCNLP 2019 - 2019 Conference on Empirical Methods in Natural Language Processing and 9th International Joint Conference on Natural Language Processing, Proceedings of the Conference*, pages 3982–3992.
- Gizem Soğancıoğlu, Hakime Öztürk, and Arzucan Özgür. 2017. [BIOSSES: A semantic sentence similarity estimation system for the biomedical domain](#). *Bioinformatics (Oxford, England)*, 33(14):i49–i58.
- Raghuveer Thirukovalluru and Bhuwan Dhingra. 2025. [GenEOL: Harnessing the Generative Power of LLMs for Training-Free Sentence Embeddings](#). In *Findings of the Association for Computational Linguistics: NAACL 2025*, pages 2295–2308, Albuquerque, New Mexico. Association for Computational Linguistics.
- Henrique Schechter Vera, Sahil Dua, Biao Zhang, Daniel Salz, Ryan Mullins, Sindhu Raghuram Pan-
nyam, Sara Smoot, Iftekhhar Naim, Joe Zou, Feiyang Chen, Daniel Cer, Alice Lisak, Min Choi, Lucas Gonzalez, Omar Sanseviero, Glenn Cameron, Ian Ballantyne, Kat Black, Kaifeng Chen, and 70 others. 2025. [EmbeddingGemma: Powerful and Lightweight Text Representations](#). *Preprint*, arXiv:2509.20354.
- Jan Philip Wahle, Terry Ruas, Frederic Kirstein, and Bela Gipp. 2022. [How Large Language Models are Transforming Machine-Paraphrased Plagiarism](#).
- Kexin Wang, Nils Reimers, and Iryna Gurevych. 2021a. [TSDAE: Using Transformer-based Sequential Denoising Auto-Encoder for Unsupervised Sentence Embedding Learning](#). *Preprint*, arXiv:2104.06979.
- Liang Wang, Nan Yang, Xiaolong Huang, Binxing Jiao, Linjun Yang, Daxin Jiang, Rangan Majumder, and Furu Wei. 2024a. [Text Embeddings by Weakly-Supervised Contrastive Pre-training](#). *Preprint*, arXiv:2212.03533.
- Liang Wang, Nan Yang, Xiaolong Huang, Linjun Yang, Rangan Majumder, and Furu Wei. 2024b. [Improving Text Embeddings with Large Language Models](#). *Preprint*, arXiv:2401.00368.
- Xiao Wang, Qin Liu, Tao Gui, Qi Zhang, Yicheng Zou, Xin Zhou, Jiacheng Ye, Yongxin Zhang, Rui Zheng, Zexiong Pang, Qinzhuo Wu, Zhengyan Li, Chong Zhang, Ruotian Ma, Zichu Fei, Ruijian Cai, Jun Zhao, Xingwu Hu, Zhiheng Yan, and 15 others. 2021b. [TextFlint: Unified Multilingual Robustness Evaluation Toolkit for Natural Language Processing](#). In

Proceedings of the 59th Annual Meeting of the Association for Computational Linguistics and the 11th International Joint Conference on Natural Language Processing: System Demonstrations, pages 347–355, Online. Association for Computational Linguistics.

Wei Xu, Chris Callison-Burch, and Bill Dolan. 2015. [SemEval-2015 task 1: Paraphrase and semantic similarity in Twitter \(PIT\)](#). In *Proceedings of the 9th International Workshop on Semantic Evaluation (SemEval 2015)*, pages 1–11, Denver, Colorado. Association for Computational Linguistics.

An Yang, Anfeng Li, Baosong Yang, Beichen Zhang, Binyuan Hui, Bo Zheng, Bowen Yu, Chang Gao, Chengen Huang, Chenxu Lv, Chujie Zheng, Dayiheng Liu, Fan Zhou, Fei Huang, Feng Hu, Hao Ge, Haoran Wei, Huan Lin, Jialong Tang, and 41 others. 2025. [Qwen3 Technical Report](#). *Preprint*, arXiv:2505.09388.

Shuo Yang, Wei-Lin Chiang, Lianmin Zheng, Joseph E. Gonzalez, and Ion Stoica. 2023. [Rethinking Benchmark and Contamination for Language Models with Rephrased Samples](#). *Preprint*, arXiv:2311.04850.

Yanzhao Zhang, Mingxin Li, Dingkun Long, Xin Zhang, Huan Lin, Baosong Yang, Pengjun Xie, An Yang, Dayiheng Liu, Junyang Lin, Fei Huang, and Jingren Zhou. 2025. [Qwen3 Embedding: Advancing Text Embedding and Reranking Through Foundation Models](#). *Preprint*, arXiv:2506.05176.

A Non-STS Datasets and Metrics

The following English non-STS datasets (evaluation metrics) were used:

- Classification: Banking77 (Casanueva et al., 2020) and AmazonCounterFactuals (O’Neill et al., 2021) (Accuracy)
- Clustering: TwentyNewsGroups (Lang, 1995) (V-measure)
- Pair Classification: TwitterSemEval (Xu et al., 2015) and RTE3 (Giampiccolo et al., 2007) (average precision)
- Reranking: AskUbuntuDupQuestions (Wang et al., 2021a) (MAP)
- Retrieval: ArguAna (Boteva et al., 2016) (nDCG@10)
- Summarisation: SummEval (Fabbri et al., 2021) (Spearman correlation)

Further details on all datasets are available in Muennighoff et al. (2023) and Enevoldsen et al. (2025), as well as on <https://huggingface.co/mteb/datasets>.

B Implementation Details

Embedding models. All embedding models were ran using the sentence-transformers package (Reimers and Gurevych, 2020) (v3.3.1), dtype torch.bfloat16 and default max_seq_len (ranging from 384 for all-mpnet-base-v2 to 32,768 for qwen3-embedding-8B). For instruction-tuned models we use the model-specific prompts if available. Please note that some models like qwen3-embedding-8b might achieve better scores with custom prompts. Further information on the models is available at <https://huggingface.co/models>.

Also, for task-specific hyperparameters we applied the MTEB-defaults (v1.38.33), e.g. max_iter=100 for the Logistic Regression model in the Classification task. For a description of the evaluation protocol for each task the reader may refer to Muennighoff et al. (2023). MTEB is licensed under the Apache License 2.0.

Generative Models. All generative models were run using Ollama (v0.11.7):

- qwen3:32b
 - Quantisation: Q4_K_M
 - License: Apache License Version 2.0, January 2004
- gpt-oss:20b
 - Quantisation: MXFP4
 - License: Apache License Version 2.0, January 2004
- gemma3:27b
 - Quantisation: Q4_K_M
 - License: Gemma Terms of Use (last modified 2024-02-21)

We used the default hyperparameters and environment variables (e.g. OLLAMA_FLASH_ATTENTION=1). Further information on the models is available at www.ollama.com/models.

Random Seeds. We used 1337 as a random seed for all experiments. If more than one run was performed, the seed was incremented by one after each run for the paraphrase models only. An exception are the paraphrases of BIOSSES and SICK-R. For these two no paraphrase have been generated with seed=1342 but seed=1443 instead.

Hardware. All experiments were conducted on a personal computer with the following specification:

- GIGABYTE GeForce RTX 5090 GAMING OC 32G (GPU)
- AMD Ryzen 9 9950X (CPU)
- DDR5-6400 64GB (RAM)

C Prompts

The following prompts were used for generative LLMs. Curly brackets indicate placeholders that are filled in with the corresponding variables. These prompts were designed in initial experiments using dummy sentences with the goal to provide the desired output. They are not optimised systematically. The generated paraphrases were selectively reviewed by the authors (in multiple, but not all languages).

C.1 LLM Judge Prompts

Used in step 1 of our method to rate STS:

Semantic Similarity Rating Prompt

You are an expert evaluator of semantic textual similarity. Your task is to rate how similar two sentences are in meaning.

Please rate the semantic similarity between the following two sentences on a scale from 0.0 to 5.0 using one decimal place:

- 0.0-1.0: Completely different meanings
- 1.1-2.0: Slightly related but mostly different
- 2.1-3.0: Somewhat similar with some shared meaning
- 3.1-4.0: Very similar with minor differences
- 4.0-5.0: Essentially the same meaning

Only respond with a single decimal number from 0.0 to 5.0 (one decimal place). Do not provide explanations or additional text.

Sentence 1: {sentence1}

Sentence 2: {sentence2}

Similarity rating:

C.2 Paraphrase Evaluation Prompts

Paraphrase Rating Prompt

You are an expert evaluator of semantic textual similarity. Your task is to rate how similar two sentences are in meaning.

Please rate the semantic similarity between the following two sentences on a scale from 0.0 to 5.0 using one decimal place:

- 0.0-1.0: Completely different meanings
- 1.1-2.0: Slightly related but mostly different
- 2.1-3.0: Somewhat similar with some shared meaning
- 3.1-4.0: Very similar with minor differences
- 4.0-5.0: Essentially the same meaning

Original: {original}

Paraphrase: {paraphrase}

Only respond with a single decimal number from 0.0 to 5.0 (one decimal place). Do not provide explanations or additional text.

Similarity rating:

C.3 Paraphrase Prompts

Used in step 2 and step 3 of our method to generate paraphrases:

Default

Rephrase the following text while keeping its original meaning. Only reply with the paraphrased text and only provide a single response — no alternatives! Do not include thinking tokens, explanations or notes.

Used for multilingual datasets to maintain consistency between input and output language:

Multilingual

Rephrase the following text while keeping its original meaning. Only reply with the paraphrased text and only provide a single response — no alternatives! Do not include thinking tokens, explanations or notes. Answer in the same language as the input text. Do not translate to English or any other language.

Used in step 3 of our method to test sensitivity to prompt changes. The variants were obtained by asking GPT-5 to rephrase the default prompt:

Variation 1

Paraphrase the text below so that the meaning stays the same. Return only one rewritten version of the text. Do not add explanations, reasoning steps, or multiple options.

Variation 2

Rewrite the given text in different words but preserve its meaning. Output exactly one paraphrase. Do not include commentary, reasoning, or alternative suggestions.

Variation 3

Provide a single paraphrased version of the following text. The meaning must remain unchanged. Do not include any notes, thoughts, or more than one response.

D Non-English Languages

The following language pairs are included in the multilingual datasets. Since AmazonCounterFactuals is not a paired dataset, only a single language is given. All languages are encoded in Alpha-2 Country Codes.⁶

AmazonCounter-Factuals	RTE3	STS17
EN	DE-DE	EN-EN
DE	EN-EN	AR-AR
JP	FR-FR	EN-AR
	IT-IT	EN-DE
		EN-TR
		ES-EN
		ES-ES
		FR-EN
		IT-EN
		KR-KR
		NL-EN

Table 11: Languages in AmazonCounterfactuals, RTE3, and STS17.

E Additional Analyses

⁶<https://www.iban.com/country-codes>

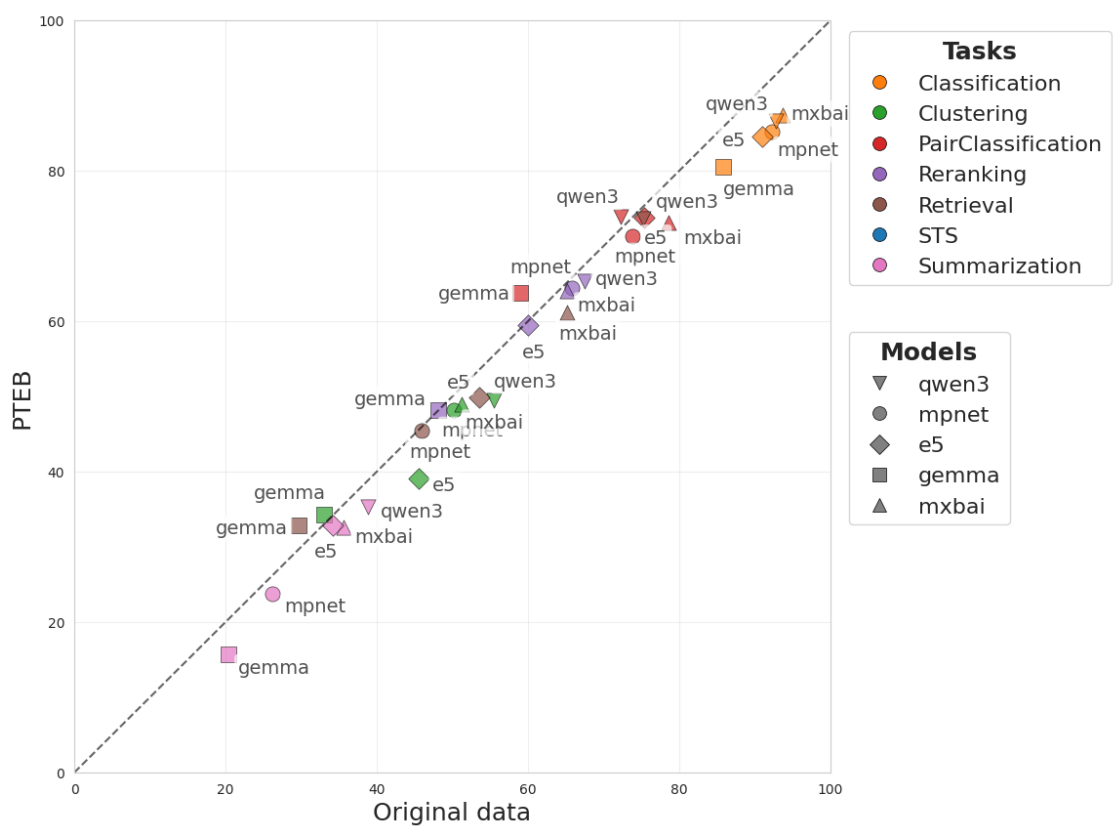


Figure 6: Scores per task on original MTEB data vs. PTEB (English only, for original MTEB data based on $n = 1$ runs, for PTEB based on $n = 6$ runs; in %).