

Auto-Prompt Ensemble for LLM Judge

Jiajie Li*
University at Buffalo

Huayi Zhang
ByteDance

Peng Lin
ByteDance

Jinjun Xiong
University at Buffalo

Wei Xu
ByteDance

Abstract

We present a novel framework that improves the reliability of LLM judges by selectively augmenting LLM with auxiliary evaluation dimensions. Existing LLM judges often miss crucial evaluation dimensions because they fail to recognize the implicit standards underlying human assessments. To address this challenge, we propose the Auto-Prompt Ensemble (APE), an adaptive framework that automatically learns evaluation dimensions from its failure cases. APE incorporates a confidence-based ensemble mechanism to decide when to adopt the judgments from additional evaluation dimensions through a novel confidence estimation approach called *Collective Confidence*. Extensive experiments demonstrate that APE improves the reliability of LLM Judge across diverse standard benchmarks. For instance, APE enhances GPT-4o’s agreement rate on REWARD BENCH from 87.2% to 90.5% in the zero-shot setting. Overall, APE provides a principled approach for LLM Judge to leverage test-time computation, and bridge the evaluation gap between human and LLM judges.

1 Introduction

Recent advances in large language models (LLMs) have enabled their use as evaluators—often referred to as “LLM Judges” (Zheng et al., 2023; Kocmi & Federmann, 2023). While LLMs have shown remarkable capabilities in complex domains such as mathematics and coding, their performance on tasks like text-quality evaluation, though ostensibly simpler, reveals a persistent gap in certain cases between model and human judgments. This discrepancy is particularly salient in domains where subjective, multi-dimensional criteria—such as coherence, humor, or stylistic appropriateness—play a central role. Previous efforts to improve LLM Judges have largely focused on supervised fine-tuning (Wang et al., 2024a; Zhu et al., 2025; Park et al., 2024; Ke et al., 2024) or prompt engineering with powerful closed-source models (Hu et al., 2024; Liu et al., 2024b), but these approaches rarely interrogate a deeper question: *What limits the evaluation capabilities of LLM Judges?*

We argue that this limitation arises from two fundamental sources. First, LLMs must correctly identify the evaluation dimensions relevant to the task at hand—such as informativeness, fluency, or factuality—before any meaningful judgment can be made. This step, often implicitly assumed, is surprisingly brittle: poor prompt design or under-specified instructions can lead the model to overlook essential criteria (Wang et al., 2023a). Crucially, many evaluation failures are not due to an inability to assess a property per se, but rather to a failure to recognize that the property is relevant in context. Second, even when the correct dimensions are identified, the model must make accurate comparative judgments along those axes. This may be constrained by its linguistic understanding, inductive biases, or training data artifacts (Wang et al., 2023b). While both components are important, we hypothesize that the primary bottleneck increasingly lies in the first: recognizing what should be evaluated. As models grow more capable, their failures are less often due to

*Work done during an internship at ByteDance

judgment inaccuracies and more often due to misalignment between the model’s inferred evaluation criteria and those intended by human judges.

To bridge the gap between human and LLM judges, we propose the **Auto-prompt Ensemble (APE)**—a novel evaluation framework that enhances LLM-based evaluation through automatic prompt augmentation and confidence-aware ensemble decision-making. APE begins with an **automated evaluation dimension generation** step, aimed at identifying and addressing gaps in the model’s understanding of the evaluation criteria. It first isolates failure cases—instances where the LLM judge’s initial output diverges from human annotations—thereby pinpointing situations where key dimensions may have been overlooked or misinterpreted. To resolve these discrepancies, APE employs the LLM itself to generate new evaluation dimensions, along with corresponding scoring rubrics, tailored to the failure context. For example, if the model fails to account for tone, humor, or factual consistency, the generation step can explicitly surface these elements as salient evaluation dimensions.

While these auxiliary dimensions enrich the LLM judge with task-adaptive evaluation criteria, a central challenge remains: how to coherently aggregate these diverse signals into a reliable final judgment. To this end, APE introduces a confidence-based ensemble mechanism that determines when to trust the collective input from a “jury” of evaluation dimensions. At the core of this mechanism is our novel **Collective Confidence** metric, which quantifies the agreement among individual judgments. Acting as a proxy for the ensemble’s overall reliability, collective confidence ensures that a final decision is made only when consensus is sufficiently strong, thereby improving both the accuracy and the trustworthiness of the evaluation process.

We conducted comprehensive experiments on established LLM judge benchmarks to assess the effectiveness of APE. We first applied APE to a 500-sample subset of the SKYWORK PREFERENCE (Liu et al., 2024a) dataset, where it dynamically generated 16 evaluation dimensions. This adaptation improved GPT-4o’s agreement with human annotations on the SKYWORK PREFERENCE test set from 83.6% to 86.2%, surpassing the majority-vote baseline of 84.5%. We then transferred these dimensions to the REWARD BENCH (Lambert et al., 2024), resulting in a further improvement from 87.2% to 90.5%. Notably, APE outperformed the 84.5% majority-vote baseline even in a zero-shot setting, demonstrating both strong generalization and computational efficiency. Overall, APE offers a principled framework for enhancing LLM judges through test-time adaptation, narrowing the gap between human and model evaluation standards while maintaining practical scalability.

2 Auto-Prompt Ensemble

APE is designed to address two core challenges:

- **Evaluation Gaps between LLM Judges and Human Annotators.** LLM-based evaluations frequently miss critical dimensions valued by humans, causing significant misalignment with human annotations. To tackle this, we propose an automated framework that identifies missing evaluation dimensions by analyzing failure cases—situations where initial LLM judgments deviate from human annotations.
- **Selective Evaluation Dimension Ensemble.** Blindly incorporating newly discovered evaluation dimensions risks overriding accurate initial judgments. To prevent this, we propose a confidence-based ensemble strategy that selectively integrates additional evaluation dimensions – overriding initial judgments only when jury consensus across multiple dimensions surpasses a calibrated confidence threshold.

Below, we provide an in-depth description of each component of our method. First, we detail how new evaluation dimensions are automatically generated to address the model’s specific failings (§2.1). Next, we explain how the auxiliary dimensions can be integrated via a collective confidence ensemble to better align with human judges (§2.2).

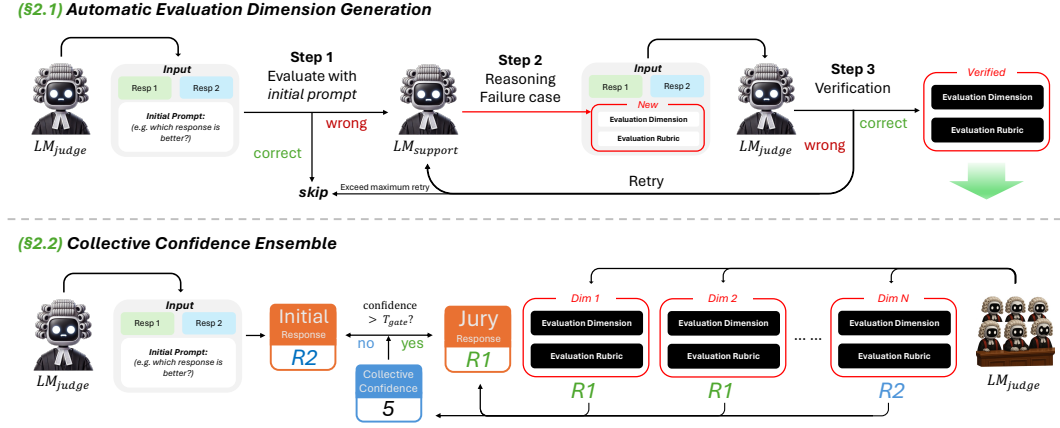


Figure 1: Overview of the APE framework. In the top pipeline, evaluation dimensions are automatically discovered by identifying failure cases and proposing targeted rubrics to correct them. In the bottom pipeline, a confidence-based ensemble aggregates judgments across verified dimensions, overriding the initial decision only when the collective confidence is sufficiently high.

2.1 Automatic Evaluation Dimension Generation

As illustrated in Fig. 1, our approach proceeds in three steps to automatically generate evaluation dimensions. First, we detect failure cases where the Judge’s verdict conflicts with human annotations. Next, we generate and validate new evaluation dimensions that target these mistakes. Finally, we filter and select only those dimensions that consistently enhance alignment with human judgments, thereby refining our overall evaluation framework.

Collecting Failure Cases Given a training set $D_{\text{train}} = \{(x_i, y_i)\}$, where x_i is the input (with two candidate responses) and y_i is the human-annotated ground-truth label, we prompt the Judge LLM, denoted $\mathcal{LM}_{\text{judge}}$, to decide which response is superior for each instance $(x_i, y_i) \in D_{\text{train}}$. We collect failure cases where $\mathcal{LM}_{\text{judge}}$ ’s prediction is different from y_i and include them in a subset $D_{\text{fail}} \subseteq D_{\text{train}}$ for further inspection.

Generating and Validating Evaluation Dimensions For each failure case $(x_i, y_i) \in D_{\text{fail}}$, we invoke a supporting model $\mathcal{LM}_{\text{support}}$ to diagnose the potential cause of error. It proposes a candidate evaluation dimension δ_i along with a concise rubric describing how it should be applied. We incorporate δ_i into $\mathcal{LM}_{\text{judge}}$ ’s prompt and re-evaluate the same instance (x_i, y_i) . If the revised prediction aligns with the human label y_i , we consider δ_i verified and add it to the candidate evaluation dimension set Δ_{verified} . Otherwise, $\mathcal{LM}_{\text{support}}$ iteratively refines or replaces the proposed dimension, up to a fixed retry limit. If no verified dimension is found after exhausting the retry budget, the case is skipped. An example of a generated evaluation dimension is shown in Fig. 3.

Dimensions Selection Once we have collected a set of verified dimensions $\Delta_{\text{verified}} = \{\delta_1, \delta_2, \dots, \delta_m\}$, we reserve a subset of failure cases, $D_{\text{val}} \subseteq D_{\text{fail}}$, as validation data. For each $\delta_j \in \Delta_{\text{verified}}$ and every $(x_i, y_i) \in D_{\text{val}}$, we use evaluation dimension δ_j to prompt $\mathcal{LM}_{\text{judge}}$ to evaluate the failure case x_i . Specifically, we define a binary indicator M_{ji} (with $M_{ji} = 1$ if the response generated under the prompt δ_j aligns with the ground-truth label y_i , and $M_{ji} = 0$ otherwise). The coverage rate for δ_j is then computed as

$$r_j = \frac{1}{|D_{\text{val}}|} \sum_{(x_i, y_i) \in D_{\text{val}}} M_{ji}.$$

By ranking all dimensions according to their coverage rates r_j , we select the top K dimensions—denoted Δ^* —as our final evaluation dimensions.

2.2 Collective Confidence Ensemble

While the newly generated evaluation dimensions address recurring errors, their indiscriminate application may lead to overcorrection, potentially overriding correct initial judgments. To mitigate this risk, we propose a **Collective Confidence** mechanism that assesses the reliability of these additional dimensions and determines when to override the initial verdict.

Collective Confidence In existing confidence-estimation methods, either *predictive probability* (the probability of the generated label or response (Wang et al., 2022)) or *verbal confidence* (prompting the model to provide a confidence score (Lin et al., 2022)) is used. However, as shown in Fig. 2, both approaches can lead to overly concentrated confidence estimates, often clustering near the upper range (e.g., 0.8–1.0). Moreover, fine-tuning a strict threshold on such skewed distributions can drastically affect performance, especially in zero-shot scenarios. Chain-of-Thought reasoning can further inflate the final label’s probability by locking into a single reasoning path.

To address these challenges, we propose the **Collective Confidence** method, which treats each evaluation dimension as an independent juror. Suppose we have N evaluation dimensions, denoted as $\Delta^* = \{\delta_i\}_{i=1}^N$. We consider a binary win/lose evaluation setting, where for a given input x and two candidate responses R_1 and R_2 , the task is to determine which response is better. Each evaluation dimension (e.g., factuality, consistency, style) casts a vote by expressing its preference. Specifically, we define v_i for each dimension such that $v_i = +1$ if δ_i prefers R_1 and $v_i = -1$ if δ_i prefers R_2 . We then calculate the aggregated jury confidence as follows:

$$c_{\text{jury}} = \left| \sum_{i=1}^N v_i \right|.$$

This absolute sum measures the degree of consensus among all dimensions. A larger c_{jury} indicates a stronger agreement. Finally, we map c_{jury} onto a calibrated scale $\tilde{c} \in [0.5, 1.0]$, where values closer to 1.0 signify strong agreement and values near 0.5 indicate a random guess. By relying solely on the consensus among multiple independent jurors, this approach minimizes the risk of overriding correct initial answers due to bias or overemphasis in any single evaluation dimension.

In Table 1, we compare the proposed collective confidence approach with existing approaches, our method consistently outperforms both predictive probability and verbalized confidence on AUROC (Fawcett, 2006), AUPRC (Davis & Goadrich, 2006), and expected calibration error (ECE; Guo et al., 2017) on REWARD BENCH (Lambert et al., 2024) across all subsets. As shown in Fig. 2, the reliability plots indicate that collective confidence yields more calibrated estimates, with predicted confidence levels aligning closely with actual correctness rates—thereby serving as a robust signal of output reliability.

Ensemble Decision Strategy With a collective confidence measure in place, we must decide when to replace the initial verdict \hat{R} . Let the jury’s majority preference be $\hat{R}_{\text{jury}} = R_1$ if $\sum_{i=1}^N v_i > 0$, and R_2 otherwise. We then combine both initial and jury decisions via:

$$R_{\text{final}} = \begin{cases} \hat{R}_{\text{jury}}, & \text{if } c_{\text{jury}} > T_{\text{gate}}, \\ \hat{R}, & \text{otherwise,} \end{cases}$$

where T_{gate} is set using a small calibration set D_{cal} . If consensus among dimensions does not surpass this threshold, we retain the initial decision, thus preserving correct judgments that do not need extra intervention. We find that even modest calibration data is sufficient to select a robust threshold, rendering our ensemble approach versatile across various tasks.

Table 1: Performance of confidence estimate approaches.

| Method | | Reward Bench | | | | Donotanswer | | | | LLMBar | | | |
|--------|------------------------------|----------------------|--------------|--------------|--------------|--------------|--------------|--------------|--------------|--------------|--------------|--------------|--------------|
| | | Acc. | AUROC | AUPRC | ECE↓ | Acc. | AUROC | AUPRC | ECE↓ | Acc. | AUROC | AUPRC | ECE↓ |
| GPT-4o | w/o CoT | | | | | | | | | | | | |
| | Predictive Probability | 0.852 | 0.927 | 0.925 | 0.290 | 0.634 | 0.708 | 0.691 | 0.297 | 0.685 | 0.728 | 0.712 | 0.376 |
| | Verbalized Confidence | 0.880 | 0.917 | 0.890 | 0.235 | 0.681 | 0.734 | 0.688 | 0.354 | 0.780 | 0.797 | 0.754 | 0.137 |
| | Predictive Probability | 0.871 | 0.910 | 0.890 | 0.261 | 0.711 | 0.763 | 0.744 | 0.288 | 0.770 | 0.802 | 0.768 | 0.363 |
| | Verbalized Confidence | 0.879 | 0.922 | 0.896 | 0.317 | 0.681 | 0.717 | 0.670 | 0.488 | 0.783 | 0.838 | 0.803 | 0.164 |
| | Collective Confidence (Ours) | 0.863 (0.905) | 0.934 | 0.927 | 0.041 | 0.763 | 0.857 | 0.854 | 0.124 | 0.876 | 0.931 | 0.919 | 0.098 |

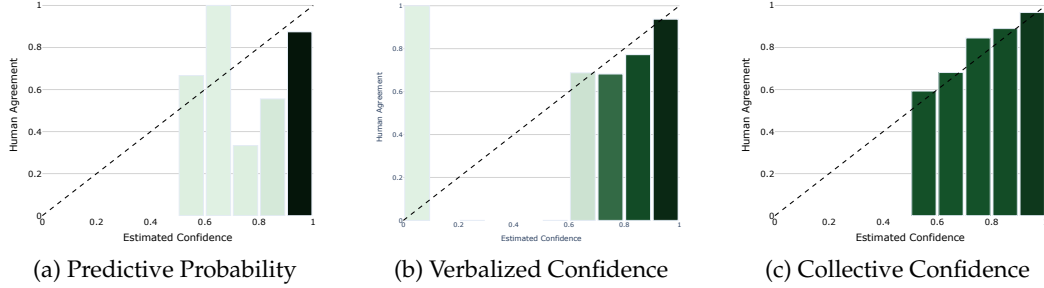


Figure 2: Reliability plot for confidence estimation methods. Using GPT-4o with CoT as Judge on REWARD BENCH. A deep color indicates a higher percentage. The dashed diagonal line represents perfect calibration, where estimated confidence matches actual agreement.

3 Experiments

3.1 Experimental Setup

Benchmarks We evaluate the performance of our LLM Judge system on four standard benchmarks. First, we utilize the REWARD BENCH dataset (Lambert et al., 2024), which covers a diverse range of tasks such as chatting, challenging conversations, safety, and reasoning (code and math). The dataset assesses models by comparing the scores assigned to preferred versus rejected responses. Notably, in several of its subsets, the baseline performance of advanced models like GPT-4o is nearly saturated (exceeding 95%). Therefore, we focus our experiments on the subsets that have not yet reached saturation: *LLMBar* (Zeng et al., 2024), *Donotanswer* (Wang et al., 2024b), *AlpacaEval* (Li et al., 2023), *MT-Bench* (Zheng et al., 2023), *XSTest* (Röttger et al., 2024), and *Refusals*¹. Second, we employ the SKYWORK REWARD PREFERENCE dataset (Liu et al., 2024a), which comprises 80K preference pairs subsampled from multiple public datasets, including *HelpSteer2* (Wang et al., 2024c), *OffsetBias* (Park et al., 2024), and *WildGuard* (Han et al., 2024). From this dataset, we randomly sample 500 training samples, 200 calibration samples, and 1000 test samples.

Models and baselines We conduct experiments using three different models: GPT-4o (OpenAI, 2024), as well as the Qwen-2.5-7B-Instruct and Qwen-2.5-72B-Instruct (Qwen et al., 2025). We use the temperature of 0.6 for all experiments. These models allow us to assess the effectiveness of our method across a range of model scales and architectures. We compare our proposed method against several baselines. The first baseline, *Vanilla*, employs a general LLM Judge with a standard prompt. The second baseline, *Majority Vote* (Wang et al., 2022), aggregates judgments across multiple criteria. We provide the full list of prompts used in our experiments in Appendix A.

Metrics We report *agreement rate* as our primary evaluation metric, defined as the percentage of model predictions that match the human-annotated ground-truth preferences. This metric reflects how well an LLM-based judge aligns with human judgment and is commonly used in prior work on preference modeling and response evaluation.

¹To ensure the evaluation centers on a model’s ability to judge response quality rather than its domain-specific capabilities, we remove math- and code-related questions from the benchmarks. These tasks require the model itself to possess strong problem-solving abilities in coding and mathematics, which deviates from the core goal of evaluating judgment performance. Furthermore, models like GPT-4o have already achieved saturated accuracy on such questions in Reward Bench.

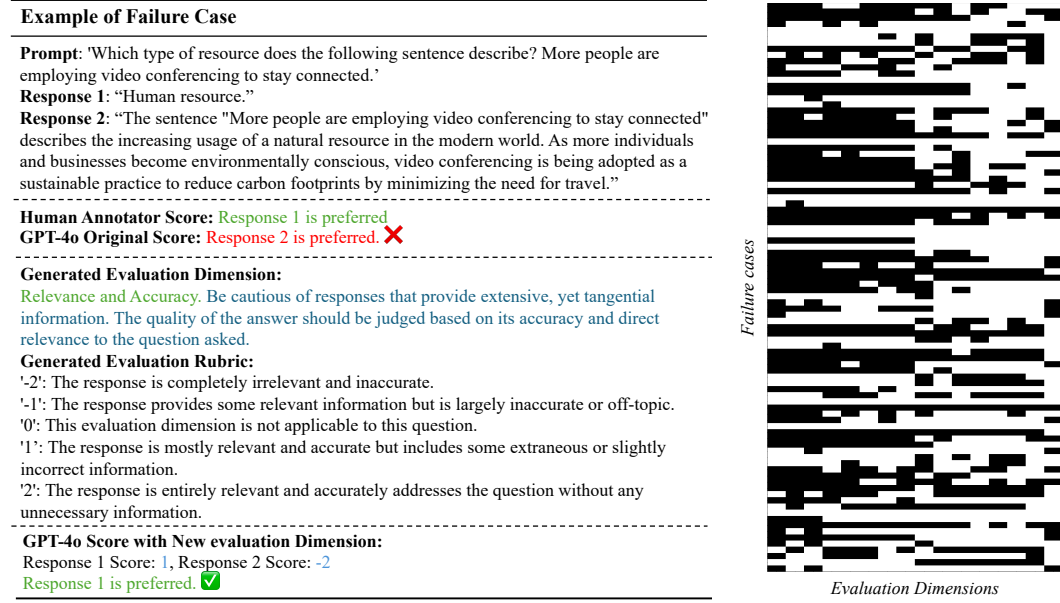


Figure 3: An example of a failure case from the SKYWORK REWARD PREFERENCE dataset, where GPT-4o incorrectly prefers a suboptimal response. On the right, each cell indicates whether a newly generated evaluation dimension addresses the corresponding failure case: black denotes success, while white denotes failure.

3.2 Automatic Evaluation Dimension Generation

We performed automatic evaluation dimension generation on a 500-sample subset of the SKYWORK REWARD PREFERENCE dataset. Using the GPT-4o as Judge LLM, we identified 92 failure cases—instances where the model’s judgment disagreed with the human-labeled ground truth—corresponding to an initial agreement rate of 81.6%. For each failure case, we employed GPT-4o as a reasoning model to propose corrective evaluation dimensions, allowing up to 10 attempts per case. This process produced 88 candidate dimensions in total. To ensure the quality of the generated evaluation dimensions, we applied a semantic-based filtering step based on scoring separation. Specifically, for each candidate dimension, we prompted the Judge LLM to independently score both responses in each failure case according to the provided rubric. We then computed the absolute difference between the two scores. Dimensions for which the score difference did not exceed a threshold of 2 were discarded, as such dimensions often reflect vague or ambiguous criteria that fail to meaningfully distinguish between responses. This filtering process reduced the set from 88 to 40 verified evaluation dimensions. We then measured the effectiveness of each dimension by prompting GPT-4o on the original 92 failure cases. Finally, we selected the top 16 dimensions with the highest coverage rates, achieving a post-selection coverage rate of 84.8% on the failure set D_{fail} . Threshold calibration was then performed on the 200 calibration samples, and $T_{\text{gate}} = 4$ was selected for use in subsequent experiments.

3.3 Main Results

Skywork Reward Preference As shown in Table 2, APE@16 achieves the highest overall agreement rate of 86.2%, outperforming both the Vanilla GPT-4o Judge (83.0%) and the Majority Vote baseline (84.5%). The Majority Vote method, which ensembles judgments across multiple static criteria, serves as a strong baseline for evaluating the effectiveness of automatically discovered evaluation dimensions. APE notably improves performance on the *OffsetBias* subset (91.0% vs. 81.5%), suggesting its ability to capture subtle, bias-sensitive evaluation aspects that are often missed by fixed criteria. Similar trends hold for

Table 2: Results on SKYWORK REWARD PREFERENCE.

| Method | Auto-prompt | Collective Confidence | Agreement Rate | | | |
|--------------------|-------------|-----------------------|----------------|-------------|-------------|-------------|
| | | | HelpSteer2 | OffsetBias | Wildguard | All |
| GPT-4o | | | | | | |
| Vanilla | - | - | 71.7 | 81.5 | 92.7 | 83.0 |
| Majority Vote @ 16 | - | - | 75.9 | 81.5 | 94.2 | 84.5 |
| APE @ 16 (Ours) | ✓ | - | 69.6 | 86.6 | 92.6 | 85.1 |
| | ✓ | ✓ | 72.2 | 91.0 | 90.0 | 86.2 |

Table 3: Results on REWARD BENCH.

| Method | Auto-prompt | Collective Confidence | Agreement Rate | | | | | | |
|------------------------------|-------------|-----------------------|----------------|-------------|-------------|-------------|-------------|-------------|-------------|
| | | | LLMBar | Donotanswer | AlpacaEval | MT-Bench | XSTest | Refusals | All |
| GPT-4o | | | | | | | | | |
| Vanilla | - | - | 71.6 | 71.2 | 96.6 | 95.2 | 94.8 | 97.0 | 87.2 |
| Majority Vote @ 16 | - | - | 72.6 | 72.6 | 96.6 | 95.2 | 94.3 | 97.0 | 87.4 |
| Monolithic Prompt | ✓ | - | 82.6 | 79.4 | 80.0 | 92.4 | 94.1 | 94.0 | 86.9 |
| In-context Learning | ✓ | - | 71.8 | 69.9 | 85.9 | 79.0 | 89.4 | 93.0 | 82.0 |
| APE @ 16 (Ours) | ✓ | - | 87.8 | 77.0 | 77.2 | 90.5 | 95.3 | 86.0 | 86.8 |
| | ✓ | ✓ | 85.2 | 74.8 | 92.8 | 95.2 | 96.0 | 95.0 | 90.5 |
| Qwen-2.5-7B-Instruct | | | | | | | | | |
| Vanilla | - | - | 61.3 | 71.9 | 90.3 | 90.5 | 79.2 | 97.5 | 79.0 |
| APE @ 16 (Ours) | ✓ | ✓ | 66.8 | 77.0 | 89.3 | 89.5 | 82.7 | 98.5 | 81.7 |
| Qwen-2.5-72B-Instruct | | | | | | | | | |
| Vanilla | - | - | 63.7 | 75.6 | 94.8 | 94.3 | 88.6 | 96.5 | 83.3 |
| APE @ 16 (Ours) | ✓ | ✓ | 72.6 | 75.6 | 95.2 | 96.2 | 93.3 | 94.0 | 86.8 |

HelpSteer2 and *WildGuard*, demonstrating that auto-prompted dimensions transfer well across heterogeneous preference sources.

Reward Bench (Zero-shot) As shown in Table 2, APE@16 also demonstrates consistent improvements across challenging subsets in a zero-shot setting. Here, all evaluation dimensions used by APE are generated from the Skywork Reward Preference dataset and directly transferred to Reward Bench without any task-specific tuning. Despite this cross-domain shift, APE achieves 92.8% on *AlpacaEval*, 96.0% on *XSTest*, and 95.0% on *Refusals*, resulting in an overall agreement of 90.5%, outperforming both the Vanilla Judge (87.2%) and Majority Vote (87.4%). These gains indicate that APE effectively augments the evaluation process with context-sensitive criteria that generalize well across domains. Moreover, the improvements on high-performing subsets underscore the value of APE’s collective confidence strategy in avoiding unnecessary overrides, making it a robust and practical solution even when the base judge already performs strongly. Importantly, since no in-distribution data is required from the target benchmark, APE significantly improves test-time scalability by enabling judgment enhancement without dataset-specific adaptation.

Ablation Study To disentangle the contributions of each component, we conduct an ablation study focusing on automatic prompt generation and collective confidence. When using only auto-prompting, APE@16 already outperforms both the Vanilla Judge and Majority Vote on key subsets like *LLMBar* (87.8%) and *XSTest* (95.3%), reaching an overall agreement of 86.8%. This provides further evidence that automatically identified dimensions are more effective than fixed voting criteria. Adding the collective confidence mechanism further raises performance to 90.5%, confirming that the ensemble strategy helps selectively apply dimensions and improves overall judgment reliability.

Evaluation Dimension Transfer To assess the transferability of learned evaluation criteria across models, we apply the evaluation dimensions generated by GPT-4o on Skywork to different models, including Qwen-2.5-7B-Instruct and Qwen-2.5-72B-Instruct. As shown in Table 2, despite architectural and scale differences, both Qwen models benefit from the same auto-prompted dimensions without any retraining or adaptation. Specifically, for Qwen-2.5-7B-Instruct, APE@16 improves the overall agreement rate from 79.0% (Vanilla) to 81.7%, with substantial gains on subsets such as *Donotanswer* (from 71.9% to 77.0%) and *Refusals* (from 97.5% to 98.5%). Similarly, for Qwen-2.5-72B-Instruct, APE@16 improves the overall agreement rate from 83.3% to 86.8%, with strong improvements on *AlpacaEval* (from 94.8% to 95.2%) and *MT-Bench* (from 94.3% to 96.2%). These results demonstrate that

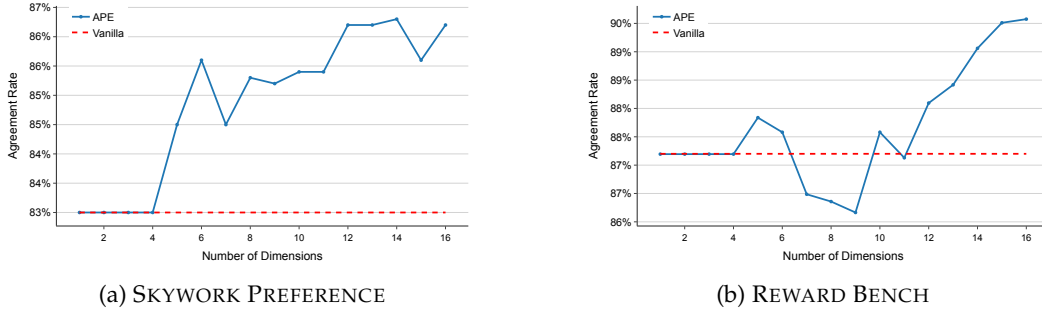


Figure 4: Impact of Number of Dimensions

evaluation dimensions are not only robust across datasets but also transferable across model sizes and architectures, highlighting their potential for reusable evaluation augmentation in practical deployment scenarios.

Impact of Number of Evaluation Dimensions Figure 4 illustrates how the number of evaluation dimensions affects agreement rates on both the Skywork Preference and Reward Bench datasets. On Skywork (Figure 4a), performance begins to improve noticeably once more than 4 dimensions are introduced, with a steady upward trend observed as additional dimensions are incorporated. The agreement rate peaks around 14–16 dimensions, indicating that the framework benefits from a richer and more diverse set of evaluation perspectives. In contrast, the zero-shot Reward Bench results (Figure 4b) exhibit a different pattern. While early additions of dimensions do not lead to immediate improvements—and may even introduce mild degradation due to distribution shift—performance increases significantly after 10 dimensions, eventually surpassing the baseline. This suggests that although dimension transfer can initially be noisy in out-of-distribution settings, a sufficient number of robust and generalizable dimensions can ultimately yield substantial gains. Overall, these results highlight the importance of both quantity and quality in selecting evaluation dimensions for effective judgment enhancement.

4 Related Works

LLM Judge LLMs are increasingly employed as automatic evaluators—so-called “LLM Judges” (Zheng et al., 2023). However, despite their capabilities, these models often fall short in seemingly simpler tasks such as evaluating the quality of natural language text. This performance gap has sparked growing interest in enhancing LLMs’ evaluation abilities. Prior work has primarily focused on supervised fine-tuning (Wang et al., 2024a; Zhu et al., 2025; Park et al., 2024; Ke et al., 2024), prompt engineering (Zheng et al., 2023), or ensembling human-written criteria (Hu et al., 2024). Others, like Liu et al. (2024b), leverage hierarchical prompts and inference pipelines to improve evaluation granularity. In contrast, APE introduces a novel approach: an automated pipeline that identifies and learns from failure cases to generate new evaluation dimensions, aiming to address LLMs’ persistent weaknesses in judgment tasks.

Automatic Prompt Engineering Automatic Prompt Engineering (AutoPE) aims to reduce the reliance on manually crafted prompts by autonomously generating and refining prompts to enhance the performance of LLMs. Shin et al. (2020) proposed AutoPrompt, a technique that automatically generates prompts through gradient-guided search. Zhou et al. (2022) introduced the AutoPE framework, which formulates instruction generation as a natural language synthesis problem addressed through black-box optimization, leveraging LLMs to propose and evaluate candidate instructions. Furthermore, Guo et al. (2023) explored methodologies for learning to plan using natural language, emphasizing the role of automatic prompt engineering in enhancing models’ capabilities to understand and generate

complex plans. Similarly, Pryzant et al. (2023) presented Automatic Prompt Optimization (APO), a method inspired by numerical gradient descent to automatically refine prompts from failure cases. Our method differs from APO in that, rather than repeatedly refining a single prompt, we adopt a confidence-based ensemble strategy that integrates multiple gradient-derived candidates.

Confidence Estimation in LLMs Accurate confidence estimation is critical for trustworthy LLM-based evaluation, especially when model predictions are used in high-stakes or alignment-sensitive settings. Prior work has explored two main approaches: (1) *predictive probability*, which relies on the model’s output distribution over labels (Wang et al., 2022; Kadavath et al., 2022; Jung et al., 2024); and (2) *verbalized confidence*, where the model is explicitly prompted to express its confidence in natural language (Lin et al., 2022). While intuitive, these methods often produce overconfident or poorly calibrated estimates. Predictive probabilities, in particular, are known to be overconfident in large models (Guo et al., 2017), and can be further distorted by reasoning strategies like Chain-of-Thought prompting (Wei et al., 2023; Turpin et al., 2023). These limitations highlight the need for more robust, interpretable confidence estimation mechanisms—especially in comparative evaluation scenarios where nuanced preferences must be inferred across multiple dimensions.

5 Conclusion

We present Auto-Prompt Ensemble, a framework that improves LLM-based evaluation by addressing a key limitation: LLMs often miss essential evaluation dimensions that humans consider. Our method detects low-confidence cases, generates new task-specific evaluation prompts from real failure examples, and uses a selective ensemble to override initial judgments only when there is strong multi-dimensional agreement. Experiments across benchmarks show that APE significantly boosts alignment with human preferences, even in zero-shot and cross-model settings. These results underscore our core insight: the primary challenge in LLM judgment is not misapplying criteria, but failing to identify which criteria matter. APE closes this gap, offering a scalable and transferable way to build more accurate and trustworthy LLM evaluators.

References

- Jesse Davis and Mark Goadrich. The relationship between precision-recall and roc curves. In *Proceedings of the 23rd international conference on Machine learning*, pp. 233–240, 2006.
- Tom Fawcett. An introduction to roc analysis. *Pattern recognition letters*, 27(8):861–874, 2006.
- Chuan Guo, Geoff Pleiss, Yu Sun, and Kilian Q. Weinberger. On calibration of modern neural networks, 2017. URL <https://arxiv.org/abs/1706.04599>.
- Yiduo Guo, Yaobo Liang, Chenfei Wu, Wenshan Wu, Dongyan Zhao, and Nan Duan. Learning to plan with natural language, 2023. URL <https://arxiv.org/abs/2304.10464>.
- Seungju Han, Kavel Rao, Allyson Ettinger, Liwei Jiang, Bill Yuchen Lin, Nathan Lambert, Yejin Choi, and Nouha Dziri. Wildguard: Open one-stop moderation tools for safety risks, jailbreaks, and refusals of llms, 2024. URL <https://arxiv.org/abs/2406.18495>.
- Xinyu Hu, Mingqi Gao, Sen Hu, Yang Zhang, Yicheng Chen, Teng Xu, and Xiaojun Wan. Are LLM-based evaluators confusing NLG quality criteria? In Lun-Wei Ku, Andre Martins, and Vivek Srikumar (eds.), *Proceedings of the 62nd Annual Meeting of the Association for Computational Linguistics (Volume 1: Long Papers)*, pp. 9530–9570, Bangkok, Thailand, August 2024. Association for Computational Linguistics. doi: 10.18653/v1/2024.acl-long.516. URL <https://aclanthology.org/2024.acl-long.516/>.
- Jaehun Jung, Faeze Brahman, and Yejin Choi. Trust or escalate: Llm judges with provable guarantees for human agreement. *arXiv preprint arXiv:2407.18370*, 2024.

- Saurav Kadavath, Tom Conerly, Amanda Askell, Tom Henighan, Dawn Drain, Ethan Perez, Nicholas Schiefer, Zac Hatfield-Dodds, Nova DasSarma, Eli Tran-Johnson, Scott Johnston, Sheer El-Showk, Andy Jones, Nelson Elhage, Tristan Hume, Anna Chen, Yuntao Bai, Sam Bowman, Stanislav Fort, Deep Ganguli, Danny Hernandez, Josh Jacobson, Jackson Kernion, Shauna Kravec, Liane Lovitt, Kamal Ndousse, Catherine Olsson, Sam Ringer, Dario Amodei, Tom Brown, Jack Clark, Nicholas Joseph, Ben Mann, Sam McCandlish, Chris Olah, and Jared Kaplan. Language models (mostly) know what they know, 2022. URL <https://arxiv.org/abs/2207.05221>.
- Pei Ke, Bosi Wen, Zhuoer Feng, Xiao Liu, Xuanyu Lei, Jiale Cheng, Shengyuan Wang, Aohan Zeng, Yuxiao Dong, Hongning Wang, Jie Tang, and Minlie Huang. Critiquellm: Towards an informative critique generation model for evaluation of large language model generation, 2024. URL <https://arxiv.org/abs/2311.18702>.
- Tom Kocmi and Christian Federmann. Large language models are state-of-the-art evaluators of translation quality, 2023. URL <https://arxiv.org/abs/2302.14520>.
- Nathan Lambert, Valentina Pyatkin, Jacob Morrison, LJ Miranda, Bill Yuchen Lin, Khyathi Chandu, Nouha Dziri, Sachin Kumar, Tom Zick, Yejin Choi, Noah A. Smith, and Hannaneh Hajishirzi. Rewardbench: Evaluating reward models for language modeling, 2024.
- Xuechen Li, Tianyi Zhang, Yann Dubois, Rohan Taori, Ishaan Gulrajani, Carlos Guestrin, Percy Liang, and Tatsunori B. Hashimoto. AlpacaEval: An automatic evaluator of instruction-following models. https://github.com/tatsu-lab/alpaca_eval, 5 2023.
- Stephanie Lin, Jacob Hilton, and Owain Evans. Teaching models to express their uncertainty in words, 2022. URL <https://arxiv.org/abs/2205.14334>.
- Chris Yuhao Liu, Liang Zeng, Jiakai Liu, Rui Yan, Jujie He, Chaojie Wang, Shuicheng Yan, Yang Liu, and Yahui Zhou. Skywork-reward: Bag of tricks for reward modeling in llms. *arXiv preprint arXiv:2410.18451*, 2024a.
- Yuxuan Liu, Tianchi Yang, Shaohan Huang, Zihan Zhang, Haizhen Huang, Furu Wei, Weiwei Deng, Feng Sun, and Qi Zhang. Hd-eval: Aligning large language model evaluators through hierarchical criteria decomposition. *arXiv preprint arXiv:2402.15754*, 2024b.
- OpenAI. Gpt-4o system card, 2024. URL <https://arxiv.org/abs/2410.21276>.
- Junsoo Park, Seungyeon Jwa, Meiyong Ren, Daeyoung Kim, and Sanghyuk Choi. Offsetbias: Leveraging debiased data for tuning evaluators. *arXiv preprint arXiv:2407.06551*, 2024.
- Reid Pryzant, Dan Iter, Jerry Li, Yin Tat Lee, Chenguang Zhu, and Michael Zeng. Automatic prompt optimization with “gradient descent” and beam search, 2023. URL <https://arxiv.org/abs/2305.03495>.
- Qwen, :, An Yang, Baosong Yang, Beichen Zhang, Binyuan Hui, Bo Zheng, Bowen Yu, Chengyuan Li, Dayiheng Liu, Fei Huang, Haoran Wei, Huan Lin, Jian Yang, Jianhong Tu, Jianwei Zhang, Jianxin Yang, Jiaxi Yang, Jingren Zhou, Junyang Lin, Kai Dang, Keming Lu, Keqin Bao, Kexin Yang, Le Yu, Mei Li, Mingfeng Xue, Pei Zhang, Qin Zhu, Rui Men, Runji Lin, Tianhao Li, Tianyi Tang, Tingyu Xia, Xingzhang Ren, Xuancheng Ren, Yang Fan, Yang Su, Yichang Zhang, Yu Wan, Yuqiong Liu, Zeyu Cui, Zhenru Zhang, and Zihan Qiu. Qwen2.5 technical report, 2025. URL <https://arxiv.org/abs/2412.15115>.
- Paul Röttger, Hannah Rose Kirk, Bertie Vidgen, Giuseppe Attanasio, Federico Bianchi, and Dirk Hovy. Xstest: A test suite for identifying exaggerated safety behaviours in large language models, 2024. URL <https://arxiv.org/abs/2308.01263>.
- Taylor Shin, Yasaman Razeghi, Robert L. Logan IV, Eric Wallace, and Sameer Singh. Autoprompt: Eliciting knowledge from language models with automatically generated prompts, 2020. URL <https://arxiv.org/abs/2010.15980>.

- Miles Turpin, Julian Michael, Ethan Perez, and Samuel R. Bowman. Language models don't always say what they think: Unfaithful explanations in chain-of-thought prompting, 2023. URL <https://arxiv.org/abs/2305.04388>.
- Jiaan Wang, Yunlong Liang, Fandong Meng, Zengkui Sun, Haoxiang Shi, Zhixu Li, Jinan Xu, Jianfeng Qu, and Jie Zhou. Is chatgpt a good nlg evaluator? a preliminary study, 2023a. URL <https://arxiv.org/abs/2303.04048>.
- Peiyi Wang, Lei Li, Liang Chen, Zefan Cai, Dawei Zhu, Binghuai Lin, Yunbo Cao, Qi Liu, Tianyu Liu, and Zhifang Sui. Large language models are not fair evaluators, 2023b. URL <https://arxiv.org/abs/2305.17926>.
- Xuezhi Wang, Jason Wei, Dale Schuurmans, Quoc Le, Ed Chi, Sharan Narang, Aakanksha Chowdhery, and Denny Zhou. Self-consistency improves chain of thought reasoning in language models. *arXiv preprint arXiv:2203.11171*, 2022.
- Yidong Wang, Zhuohao Yu, Zhengran Zeng, Linyi Yang, Cunxiang Wang, Hao Chen, Chaoya Jiang, Rui Xie, Jindong Wang, Xing Xie, et al. Pandalm: An automatic evaluation benchmark for llm instruction tuning optimization. *arXiv preprint arXiv:2306.05087*, 2024a.
- Yuxia Wang, Zenan Zhai, Haonan Li, Xudong Han, Lizhi Lin, Zhenxuan Zhang, Jingru Zhao, Preslav Nakov, and Timothy Baldwin. A chinese dataset for evaluating the safeguards in large language models. *to appear in ACL 2024 findings*, 2024b.
- Zhilin Wang, Yi Dong, Olivier Delalleau, Jiaqi Zeng, Gerald Shen, Daniel Egert, Jimmy J. Zhang, Makesh Narsimhan Sreedhar, and Oleksii Kuchaiev. Helpsteer2: Open-source dataset for training top-performing reward models, 2024c. URL <https://arxiv.org/abs/2406.08673>.
- Jason Wei, Xuezhi Wang, Dale Schuurmans, Maarten Bosma, Brian Ichter, Fei Xia, Ed Chi, Quoc Le, and Denny Zhou. Chain-of-thought prompting elicits reasoning in large language models. *arXiv preprint arXiv:2201.11903*, 2023.
- Zhiyuan Zeng, Jiatong Yu, Tianyu Gao, Yu Meng, Tanya Goyal, and Danqi Chen. Evaluating large language models at evaluating instruction following, 2024. URL <https://arxiv.org/abs/2310.07641>.
- Lianmin Zheng, Wei-Lin Chiang, Ying Sheng, Siyuan Zhuang, Zhanghao Wu, Yonghao Zhuang, Zi Lin, Zhuohan Li, Dacheng Li, Eric P. Xing, Hao Zhang, Joseph E. Gonzalez, and Ion Stoica. Judging llm-as-a-judge with mt-bench and chatbot arena, 2023. URL <https://arxiv.org/abs/2306.05685>.
- Yongchao Zhou, Andrei Ioan Muresanu, Ziwen Han, Keiran Paster, Silviu Pitis, Harris Chan, and Jimmy Ba. Large language models are human-level prompt engineers. In *The Eleventh International Conference on Learning Representations*, 2022.
- Lianghui Zhu, Xinggang Wang, and Xinlong Wang. Judgelm: Fine-tuned large language models are scalable judges, 2025. URL <https://arxiv.org/abs/2310.17631>.

A Appendix

In our evaluation framework, the evaluation dimensions are generated using the prompt outlined in Table 4, while the inference is conducted using the prompt detailed in Table 5. Each prompt comprises an input section containing the question and corresponding model responses, a detailed task description, and an output format that typically requires a JSON structure with fields like an evaluation rubric, or the score of a response.

Figure 5: Prompt used for LLM Judge inference.

| LLM Judge Inference | |
|--|-------------------------|
| <p>You are given a question and two responses generated by different models.</p> <pre>[Question Begin] {sample['question']} [Question End] [Response 1 Begin] {sample['answer1']} [Response 1 End] [Response 2 Begin] {sample['answer2']} [Response 2 End]</pre> | Input |
| <hr/> | |
| <p>With Evaluation Dimension</p> <p>You need to compare the two responses and assign a score to each response solely based on the following evaluation dimension and rubric:</p> <pre>[Evaluation Dimension Begin] {dim['evaluation_dimension']}\n {dim['note_to_judge']}\n [Evaluation Dimension End] [Evaluation Rubric Begin] {dim['evaluation_rubric']}\n [Evaluation Rubric End]</pre> | Task Description |
| <hr/> | |
| <p>Without Evaluation Dimension</p> <p>Your task is to compare the two answers and assign a score between 1 to 10 to each the answer. Higher score means better.</p> | |
| <hr/> | |
| <p>Default method with CoT (Predictive Probability with CoT)</p> <p>You must reply in JSON format with the following fields:</p> <ul style="list-style-type: none"> - "answer": str # how would you answer the question - "reason": str # the reason why you assign the scores, which answer you think is better and why do you think so - "score_1": int # score of response 1 - "score_2": int # score of response 2 | Output Format |
| <hr/> | |
| <p>Default method without CoT (Predictive Probability without CoT)</p> <p>You must reply in JSON format with the following fields:</p> <ul style="list-style-type: none"> - "score_1": int # score of response 1 - "score_2": int # score of response 2 | |
| <hr/> | |
| <p>Verbal Confidence with CoT</p> <p>You must reply in JSON format with the following fields:</p> <ul style="list-style-type: none"> - "answer": str # how would you answer the question - "reason": str # the reason why you assign the scores, which answer you think is better and why do you think so - "preferred": 1 or 2 # which response you think is better - "confidence": int # your confidence level in the answer, 0-100 | |
| <hr/> | |
| <p>Verbal Confidence without CoT</p> <p>You must reply in JSON format with the following fields:</p> <ul style="list-style-type: none"> - "preferred": 1 or 2 # which response you think is better - "confidence": int # your confidence level in the answer, 0-100 | |

Table 4: Prompt used to generate evaluation dimensions.

| Prompting LLM to Generate Evaluation Dimensions | |
|---|--|
| <p>You task is to explain why is the response 1 better than response 2. And also explain, why would another judge mistakenly thinks that answer 2 is better.</p> | |
| | |
| <p>You are given a question and two responses generated by two language models.</p> <pre>[Question Begin] {sample["question"]} [Question End] [Response 1 Begin] [Response 1 End] {sample["response1"]} [Response 2 Begin] {sample["response2"]} [Response 2 End]</pre> | <p>Task Description</p> <p>Input</p> |
| <p>Reply in JSON format with the following fields:</p> <ul style="list-style-type: none"> - "reason_of_judge_failure": str #the reason why another judge mistakenly thinks that the other response is better - "note_to_judge": str # leave a note to help the judge to avoid the same type of mistakes - "reason_of_judgement": str # the reason why the response 2 is actually better than response 1 - "evaluation_dimension": str # a very detailed but general evaluation dimension that can reflects how well the response is in avoiding the same kind of mistake - "evaluation_rubric": str # a detailed evaluation rubric for the evaluation dimension that score ranges from -2 to 2. MUST INCLUDE "0: this evaluation dimension is not applicable to this question" | <p>Output Format</p> |