

MuFASA - Asynchronous Checkpoint for Weakly Consistent Fully Replicated Databases

Raaghav Ravishankar ✉

Michigan State University

Sandeep Kulkarni ✉

Michigan State University

Nitin H Vaidya ✉

Georgetown University

Abstract

We focus on the problem of checkpointing (or snapshotting) in fully replicated weakly consistent distributed databases, which we refer to as Distributed Transaction Consistent Snapshots (DTCS). A typical example of such a system is a replicated main-memory database that provides strong eventual consistency. This problem is important and challenging for several reasons: (1) eventual consistency often creates anomalies that the users do not anticipate. Hence, frequent snapshots that can be used to ascertain desired invariants are highly beneficial in their maintenance, and (2) traditional distributed snapshots lead to significant overhead and/or inconsistencies.

A key benefit of DTCS is that it summarizes the computation by a sequence of snapshots that are strongly consistent even though the underlying computation is only weakly consistent. In essence, when anomalies arise in an eventually consistent system, DTCS enables one to concentrate solely on the snapshots surrounding the time point of the anomaly.

By showing that traditional distributed snapshots lead to inconsistencies and/or excessive overhead, we define the notion of size-minimal DTCS for fully replicated databases. We present MuFASA, an algorithm for a size-minimal DTCS with minimal checkpointing overhead (only $O(n)$ new messages and the addition of a single counter for existing messages). MuFASA also provides a significant benefit over existing checkpointing algorithms for distributed systems and replicated main-memory databases by being a fully asynchronous protocol.

2012 ACM Subject Classification Software and its engineering → Consistency; Computing methodologies → Distributed algorithms; Information systems → Distributed database recovery

Keywords and phrases Distributed databases, Eventual consistency, Emulating sequential consistency, Snapshots

Digital Object Identifier 10.4230/LIPIcs...

Eligible for best student paper award.

1 Introduction

The problem of checkpointing and recovery has been studied for various purposes in the context of distributed systems/applications. It is used to deal with the scenario in which one of the processes in the system fails. Then, the goal is to restore the system to a state that could have been reached during the computation. Another use of checkpoints is to study intermediate states reached during execution to verify various assertions. These include ensuring that invariant constraints [9] (stable properties such as deadlock freedom) are satisfied at all times during the execution, ensuring that fairness properties are maintained, etc.

Checkpointing has also been studied extensively in transactional databases in order to have a backup of the system which should recover from a system failure. Due to human errors in application implementation or poor rollout, a database can also enter a forbidden state that violates its guaranteed invariants (such as ensuring that the number of orders



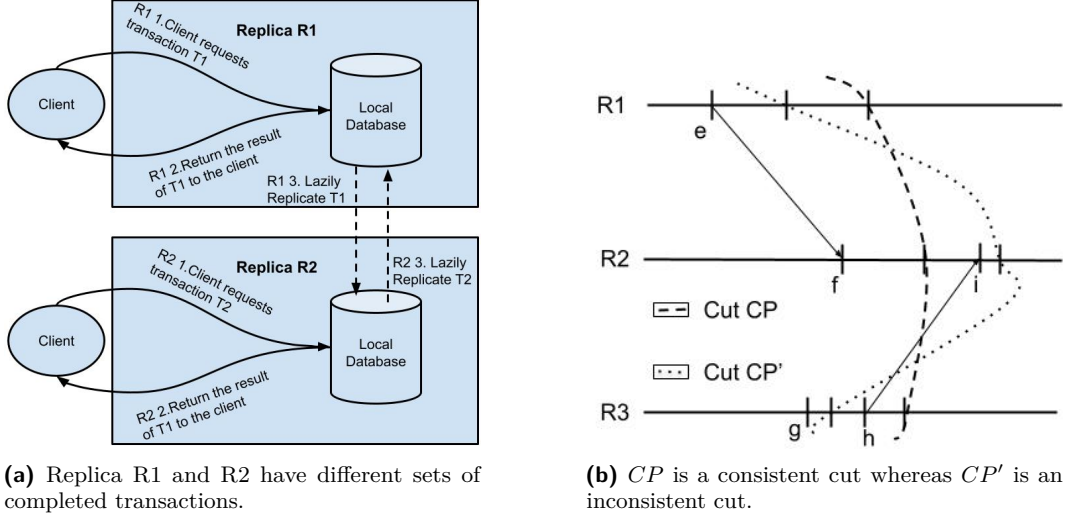
© Author: Please provide a copyright holder;

licensed under Creative Commons License CC-BY 4.0



Leibniz International Proceedings in Informatics

Schloss Dagstuhl – Leibniz-Zentrum für Informatik, Dagstuhl Publishing, Germany



■ **Figure 1** Examples for Transaction Convergence and Distributed Snapshot Consistency.

received is greater than the number fulfilled). Although rare, a ransomware attack can also make the live state of a database unusable, and the database then recovers by rolling back to a checkpoint sometime before the attack.

In this paper, we consider the problem of checkpointing asynchronously replicated distributed database systems. We model the database as a main-memory database consisting of objects that are updated by clients performing transactions on them (Figure 1a)¹. Each object may be replicated across multiple machines (called *replicas*). The client can read or write to one or more of these database objects by requesting a transaction at a replica. Internally, the replicas communicate with each other via channels that guarantee eventual delivery, to provide a desired level of consistency (eventual consistency, causal consistency, linearizability, strict serializability, etc.) for the database.

While the concept of a checkpoint is individually clear for a distributed system and for a transactional database, the concept of a checkpoint for a distributed (replicated) database needs more attention. A replicated database can be a hybrid of two major types ([1]) - (1) a synchronously replicated database that ensures that a write of any transaction is not considered successful (before returning to the client) until all (or of a quorum of) replicas have received the write, or (2) an asynchronously replicated database that completes a write transaction locally and lazily replicates (as in Figure 1a) it to other replicas.

While redundancy of data through replicas improves the system availability, a checkpoint of a database need not consist of multiple full copies of the database (from each replica). We refer to this problem of avoiding redundancy of state of a replicated database as *checkpoint size-minimality*. For example, checkpointing a synchronously replicated database can be size-minimal by only checkpointing the local database of any leader replica that performs writes, as all replicas consist of the same set of committed writes. However, the same approach can be insufficient to capture the database state of an asynchronously replicated database. This is illustrated in Figure 1a, where two replicas, (R_1 and R_2) that both initially have transactions upto T_0 committed in their databases, also have locally committed transactions

¹ Even if the client was requesting a GET/PUT operation on a single object, the database often needs to update other metadata resulting in a model of a transaction.

(T_1 in R_1 and T_2 in R_2) that have not been replicated to one another yet. In this case, the desired checkpoint should consist of all committed transactions (transactions upto T_0 , T_1 and T_2) from both replicas.

In this paper, we propose a size-minimal checkpointing algorithm for strong eventually consistent n -replica database systems that only require $O(n)$ number of total messages exchanged. Our approach also ensures that the checkpointing algorithm never blocks client operations by being an asynchronous background operation.

Contributions of the paper: We present MuFASA, a Multi-replica Fully Asynchronous Snapshot Algorithm. This algorithm guarantees that the snapshot is size-minimal and contains exactly one copy of each object in the database. It ensures that it is fully asynchronous, i.e., it does not block the underlying database transactions in any manner. Its overhead is minimal, needing only $O(n)$ messages, where n is the number of replicas (as opposed to $O(n^2)$ which is common for distributed snapshot algorithms), and it only makes minimal assumptions (e.g., permits channels that provide eventual delivery, strict two-phase locking for local transactions, etc.).

Our algorithm is based on a new concept proposed in the paper, vPoGC (Virtual Point of Global Consistency). This captures a *virtual* point in the execution of the database system that contains all the effects of the transactions committed before them and none of the effects of the transactions that were committed afterward (or did not commit). We also introduce DTCS- a guarantee that combines the requirements of consistency in distributed snapshot and transactional consistency. We demonstrate that MuFASA introduces a vPoGC and satisfies the requirements of DTCS.

Outline of the paper: Section 2 discusses the necessary background and related work. Section 3 introduces DTCS as a new checkpoint consistency requirement for replicated database systems. Section 4 explains the model of our distributed system. The goals of our DTCS algorithm, MuFASA are in Section 5. Section 6 presents MuFASA. Section 7 discusses the algorithm. Finally, Section 8 summarizes the paper and provides directions for future work.

2 Background

2.1 Checkpointing in Distributed Systems

Chandy and Lamport [3] introduced the notion of a global snapshot. For a n -process system, it uses $O(n^2)$ control messages and also requires FIFO channels. Lai Yang [11] illustrated a global snapshotting algorithm that allowed non-FIFO channels. However, it required a significant overhead to exchange the set of all sent/received messages to identify the channel state.

Mattern [14] improved the algorithm of Lai Yang by using counters that obviated the need to exchange message sets. This still requires $O(n^2)$ control messages, but each message is an integer.

Garg et al. [5] improved Mattern's [14] by observing that the technique can be optimized by looking at checkpointing as a distributed counting problem. With this, the number of control messages exchanged was reduced to $O(n \log w)$, where w is the average number of messages in each channel. Kshemkalyani [10] introduced snapshots for networks with hypercube topology (unlike fully connected topology presented in this paper) with $O(n)$ message complexity and $O(n^2)$ piggybacking on messages.

2.2 Checkpointing in Database Systems

The notion of a transaction-consistent checkpoint was significantly explored first by DeWitt et al. [6], where a checkpoint is transaction-consistent if it only contains the effect of all committed transactions but none of the ongoing uncommitted (dirty) transactions. A significant number of industrial methods utilize the `fork()` operating system call ([4, 15]) to create a child process state to capture the checkpoint. However, this approach causes a latency spike proportional to the size of the database and gives the appearance that the database is *quiesced*. Several asynchronous checkpointing algorithms have been studied to overcome this latency spike. As state of the art, Cao et al. introduced Zig-Zag and Ping-Pong [2] checkpointing algorithms for applications that are frequently consistent, where the application triggers a checkpointer whenever it becomes consistent. However, in databases with a very high unimpeded update rate, these approaches would not be applicable.

To overcome the limitation in [2], Ren et al. introduced CALC [16], which does not require the application to reach such a physical point of consistency. Although it also performs copy-on-write (as in [2]) whenever it desires to take a checkpoint, it also uses shared memory techniques to wait until a point of consistency is simulated. This simulated point is referred to as a virtual point of consistency that generates a view of the database that includes only committed transactions up to that point, and avoids the dirty effects of uncommitted transactions that are happening at that point in time.

Li et al. studied the Redis database with all the state-of-the-art approaches in checkpointing, and provided improved techniques for the Redis database, called HourGlass and Piggyback [12]. Much like CALC, the approach avoids latency spikes proportional to the size of the database, and the approach conclusively scales with the database size better than the OS `fork()` method.

Lin and Dunham [13] explored checkpointing in partitioned (distributed) databases by taking a collection of *fuzzy* checkpoints and additional logs to *undo* the uncommitted transactions that would otherwise be part of the fuzzy checkpoint. The fuzzy checkpoints thus generated utilize loosely synchronized techniques unlike the asynchronous approach in this paper. Using their approach in a replicated database will result in massive data redundancy, as many copies of the object will be stored in the checkpoint.

An important difference between a checkpointing problem for generic distributed systems and our checkpointing goals for a fully replicated database is that we not only require a consistent global snapshot, but we also require that - (1) the size of the stored checkpoint is minimized by avoiding redundancy, and (2) the snapshot does not include the dirty effects of uncommitted transactions. This is done by combining the state of all replicas into one transaction consistent view of the replicated database.

3 Defining Checkpoint Consistency for a Replicated Database

3.1 Limitations of existing checkpoint approaches

A snapshot (or checkpoint) of a process saves the relevant state of the process so that its execution can resume from that point. In the most general case, it may include the entire state (memory, open files, registers, and so on). Often, a subset of this data is sufficient. In the context of a database, the relevant data is the state of the database and information about the completed (committed) transactions.

Extending the snapshot to a distributed system requires that the (local) snapshots of individual processes respect *message causality*. For example, if there is a message m from

process $P1$ to process $P2$ and the local snapshot of $P2$ captures the receive of m , then the snapshot of $P1$ must include the send of m and all events that occurred before the send of m . Furthermore, the global snapshot captured must be such that (1) it can be reached from the initial state of the system, and (2) the current state of the system can be reached from the captured global state [3].

Extending the notion of a checkpoint in the context of transactions (on a single machine) also introduces additional challenges. Specifically, the checkpoint needs to be *transaction-consistent*, i.e., the captured checkpoint is a state of the database that contains the effect of all committed transactions and none of the uncommitted transactions at the time the checkpoint was taken [6].

Combining the requirements from [3,6] allows one to define a checkpoint in a distributed (multi-machine) database. By ensuring that the snapshot of each process is transaction-consistent, and that the time-ordering of: committed transactions of a checkpoint, the checkpointed time (which we will later refer to as a point of consistency), and the remaining transactions respects message causality. In the next section, we use the above requirements to define the notion of a snapshot/checkpoint in a replicated database system.

3.2 Defining Checkpoint Consistency in Replicated Database Systems

An event in a database system consists of local events (commit of a transaction on one replica, replay of a transaction on some replica), send events (propagation of locally committed transactions and other control messages), and receive events (reception of remotely committed transactions and other control messages). As an illustration, see Figure 1b.

A checkpoint CP consists of a set of transactions. In Figure 1b, the cut CP is one such checkpoint consisting of $\{e, f, g, h\}$. We can also view a checkpoint CP as a virtual event CP_{event} . Hence, we can extend the happened-before relation [3] to this virtual event as well. Specifically, we have $e \text{ hb } CP$, $f \text{ hb } CP$, and $g \text{ hb } CP$. We also have $CP \text{ hb } h$. Similar to the requirements of [3], the checkpoint must respect message causality, e.g., CP' is not a valid checkpoint, as it includes reception of a message (i) but does not include the corresponding send (h).

In the context of database systems, the checkpoint should also be transaction consistent, i.e., (1) if there is a committed transaction T that happened before the checkpoint CP_{event} , then T must be included in CP_{set} , (2) if a committed transaction T is not included in the checkpoint CP_{set} then CP_{event} must have happened before T , and (3) no uncommitted transaction should be included in CP_{set} . With this intuition, we define the distributed transaction consistent snapshot DTCS as follows:

► **Definition 1. Distributed Transaction Consistent Snapshot (DTCS):** A checkpoint CP (a set of committed transactions) is a DTCS iff for any transaction T in the database:

$$(T \in CP_{set} \leftrightarrow (T \text{ is committed} \wedge T \text{ hb } CP_{event})) \wedge \\ (T \notin CP_{set} \wedge (T \text{ is committed}) \rightarrow CP_{event} \text{ hb } T)$$

Whenever the context is clear, we use CP instead of CP_{set} or CP_{event} respectively.

As can be observed from the definition of DTCS, there is a fictitious point in time at which DTCS could be said to have taken place. We refer to this point in time as a *Virtual Point of Global Consistency* (vPoGC). vPoGC can be defined as:

► **Definition 2. Virtual Point of Global Consistency (vPoGC):** A distributed database is at a vPoGC if its state reflects the changes only from all committed transactions upto a fictitious time (that is represented by a vector of local times of individual nodes), and none of the uncommitted transactions ongoing at that time.

Note that vPoGC is an n-tuple of virtual points of local consistency (vPoLC) [16] of the n replicas. It is important that the n-tuple of the vPoGC represents a consistent cut for a global snapshot [3]; it is straightforward to observe that the extension of **hb** for virtual CP_{event} is acyclic iff CP is a consistent cut.

We note here that DTCS is different from a distributed snapshot, as it does not capture the effects of dirty transactions that exist in the process state. It also does not capture the state of the channels. In this paper, the interest of the distributed snapshot is reduced to that of a database, containing only the state effects of committed transactions. This opens the possibility for algorithms with trade-offs different from a global / distributed snapshot for snapshotting replicated databases.

DTCS has an additional strong property. In an eventually consistent replicated database, the set of committed transactions forms a partial order. There can be several possible sequential histories that are consistent with this partial order. In any sequential history, we assign index i with i^{th} entry that is a transaction or a checkpoint in that history. While index of a particular transaction can be different in different sequential histories, the index of DTCS is the same for all sequential histories. Specifically.

► **Theorem 3.** *Assume that at most one DTCS operation takes place at a given time. Let σ_1 and σ_2 be any two sequential histories that include any DTCS CP and all committed transactions. Then the index of CP in σ_1 is the same as the index of CP in σ_2 .*

Proof. For any committed transaction T , (T is committed) boolean is true, thereby giving the following constraint from Definition 1:

1. Constraint 1: $(T \in CP_{set} \leftrightarrow T \text{ hb } CP_{event})$
2. Constraint 2: $(T \notin CP_{set} \rightarrow CP_{event} \text{ hb } T)$

Note that Constraint 2 can be interpreted as $T \in CP_{set} \vee CP_{event} \text{ hb } T$. Applying Constraint 1 here, we get $T \text{ hb } CP_{event} \vee CP_{event} \text{ hb } T$. In other words, in any sequential history σ , there is a set of transactions that took place before CP, and the remaining took place after CP, giving the sequential history the following form:

1. $T_{beforeCP} = \{T : (T \in \sigma) \wedge T \in CP\}$
2. CP
3. $T_{afterCP} = \{T : (T \in \sigma) \wedge T \notin CP\}$

Note that Constraint 1 prevents any transaction in $T_{beforeCP}$ to be placed after CP. And, Constraint 2 prevents any transaction in $T_{afterCP}$ to be placed before CP.

The sets $T_{beforeCP}$ and $T_{afterCP}$ can have multiple partial orderings, resulting in different sequential histories σ_1 and σ_2 but the position of CP has a fixed index position of $|T_{beforeCP}| + 1$ in history, where $|A|$ is the cardinality of the set A . ◀

Corollary:

1. All transactions in $T_{beforeCP}$ can be composed into one ‘super-transaction’ that took place before the checkpoint. And, if only one snapshot operation is active at a time and we view the execution of the system in terms of ‘super-transactions’, then the system is strict-serializable [7]. In other words, in an environment of eventual consistency at the micro-level (with all the inconsistencies it may cause), DTCS provides an experience of strong consistency at macro level.
2. If the replicated database is linearizable, then the snapshot CP also has a linearization point that is after the last transaction in $T_{beforeCP}$ and before the first transaction in $T_{afterCP}$.

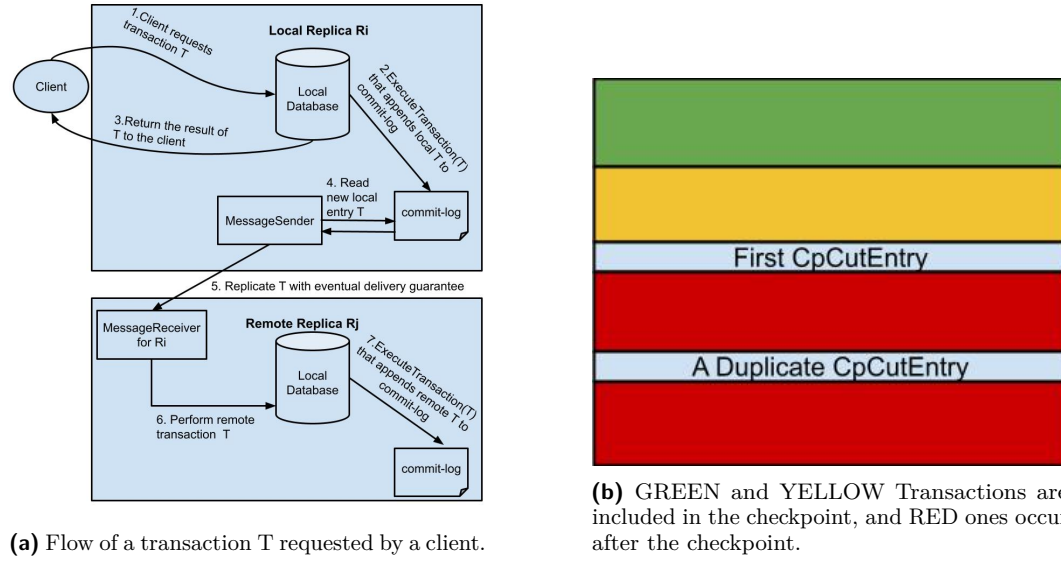


Figure 2 Transaction flow and Commit Log Coloring.

Note that the above properties do not hold for a global distributed snapshot as in [3], as CP would then include the updates by uncommitted transactions. DTCS is similar to a virtual point of consistency (vPoLC) as in [16], but instead requires a vector clock of such values (vPoGC) to describe the checkpoint.

3.3 Challenges in Checkpointing Asynchronously Replicated Distributed Databases

While the definition of a checkpoint is defined by representing a checkpoint as a set of committed transactions, storing a checkpoint as a sequence of transactions is memory-intensive. A natural way to compress this checkpoint is to store the database state reached by executing all of these transactions. This limits the size of the checkpoint to the size of the database, and for purposes of rollback, the database system can easily revert to a pre-computed database state. Thus, a DTCS for a multi-machine database can be captured by including the state of all the machines and channels that constitute the distributed database. However, if the database consists of multiple replicas, then a naive checkpoint will consist of multiple redundant copies of the database state (one for each replica). The goal of this paper is to capture size-minimal DTCS where each object is maintained exactly once.

4 System Model : Model of the Database

In our system model, we have n replicas of a database. All pairs of replicas are connected through unidirectional channels that guarantee eventual delivery. The database consists of a set of objects that are each represented by a unique key. Each replica has a copy of every object in the database. The database undergoes transformations (changes in its state) by executing transactions as requested by its clients. A transaction may read/write multiple

objects². Each transaction can be executed independently in a replica and is first executed on the replica to which it is requested. Each of these is replicated individually to remote replicas (Figure 2a).

Any transaction T requested by a client has the workflow illustrated in Figure 2a. A client requests T to a Replica R_i . R_i executes T locally and appends T to its `commit-log`. The total order of local transactions is dictated by the order of transactions in the `commit-log`. For the purpose of replication, R_i utilizes a thread (`MessageSender` in Figure 2a) to read entry T from `commit-log` (one transaction at a time) and sends T to all replicas through their corresponding individual channels. Although the replication mechanism could be directly a message sent after releasing the two phase locks, we choose this system model to easily observe that the transaction entry in `commit-log` and sending of its replicate message can have arbitrary delay between them.

The loose guarantee of eventual delivery from the channels reduces the overall consistency of the fully replicated database to that of strong eventual consistency. When a replica (say R_j) receives the remote transaction T (this listening thread is referred to as `MessageReceiver` in Figure 2a), it executes this transaction in its local database and resolves any write-conflicts using a conflict resolution function \mathcal{C} . \mathcal{C} can be any function that executes in a bounded number of steps locally, without requiring additional communication. For example, Last-Writer-Wins and commutative functions of CmRDTs [17] are applicable choices of conflict resolution functions.

5 Asynchronous DTCS Algorithm Requirements

In this section, we motivate and identify the requirements of an asynchronous checkpointing algorithm. First, for consistency of state, the stored checkpoint must meet the distributed transaction consistency requirements of Section 3. Second, the algorithm should be size-optimal and have a small message overhead. Third, to be asynchronous, the database should never quiesce due to the checkpoint. Fourth, to prevent message congestion in replication channels, control messages should not compete with delivery of existing messages. Furthermore, if it sends any additional (control) messages, then it does not affect the replication communication. However, this could be achieved if control messages are sent on a separate channel (with eventual delivery). It could also be achieved if the control messages are sent on the same channel, although the application messages should be allowed to *overtake* these control messages. In summary, an asynchronous checkpointing algorithm must satisfy the following:

1. **DTCS:** The captured checkpoint must satisfy the properties of DTCS. That is, there must exist a vPoGC at which the database could be said to have attained the state stored in the checkpoint captured by the algorithm.
2. **Strict Concision:** The stored checkpoint has only one copy of each object in the database (and does not store any channel states).
3. **Bounded message complexity:** The total number of extra messages sent by the DTCS algorithm and the size of any message exchanged during the DTCS algorithm do not increase with the total number of objects in the database or the number of transactions that have taken place in the system.

² This is intended to be generic. The transaction can be restricted to an operation of write or read of a single object. Eventually, existing consistent systems also do these transactions when accounting for meta variables, hence the system model is also applicable to distributed shared memory systems

4. **Asynchronous:** The DTCS algorithm never quiesces the distributed database.
5. **Congestion Avoidant:** The control messages sent by the algorithm do not delay the replication messages sent by the replicas (such delays could occur if there is a need for FIFO channels or waiting for some control messages before processing replication messages).

6 MuFASA: Multi-replica Fully Asynchronous Snapshot Algorithm

In this section, we present our checkpointing algorithm, MuFASA. In this algorithm a dedicated replica, say R_1 , is the initiator that captures its local state. Then, this local state is modified to obtain the checkpoint with a vPoGC. First, we give an overview of MuFASA. Then, we describe MuFASA and prove its correctness by showing how it satisfies all of the requirements in Section 5. For simplicity, we describe MuFASA to take the first execution of the checkpoint. For space reasons, extending it to take subsequent checkpoints with sequence numbers is discussed in Section A. The subsequent checkpoint can also take partial checkpoints that contain the incremental changes to the previous checkpoint by enforcing transactions to mark updated objects with a bit, as illustrated in [16].

6.1 Overview

The key idea of the algorithm is as follows: Replica R_1 takes a local snapshot of its own replica (using the approach from CALC [16]) to identify a virtual point of *local* consistency (vPoLC). Then, as R_1 learns of transactions at other replicas (which happens anyway as part of the replication process) that should be included in the checkpoint, the corresponding global checkpoint (vPoGC) is obtained.

A naive implementation using the color system in [3, 5, 11, 14] would be that when $R_i, (i \neq 1)$ receives a red message, it stores its local state (database state) and becomes red. This needs each replica to store entire copies of the database on its own, thereby, violating strict concision. Hence, to distinctly know the set of transactions that are not checkpointed by R_1 , but locally committed in R_i before the checkpoint, we use a third color - yellow.

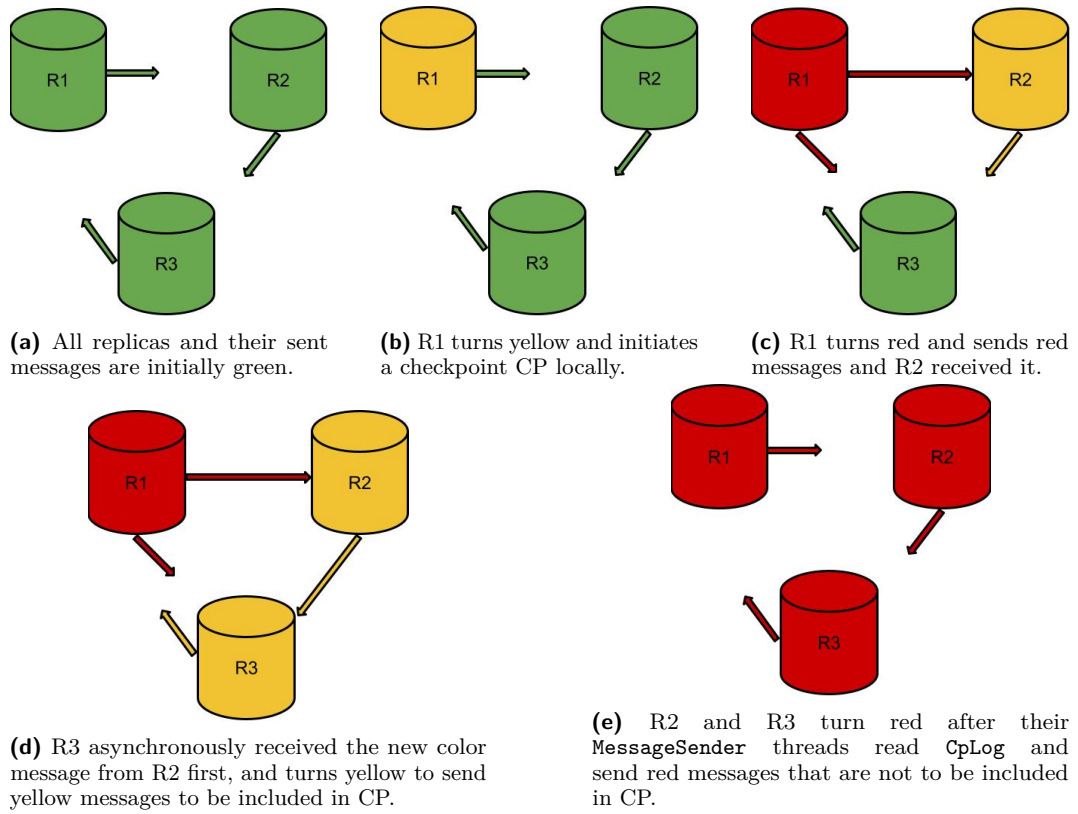
Initially, all replicas are green and send green messages. When $R_i, (i \neq 1)$, first receives a message that is not green, it changes to yellow. This change marks the virtual point of consistency for R_i . R_i finishes sending of all remaining replicate messages for transactions that were already committed when its color became yellow. Care is taken to do this concurrently without stopping the database. Then, R_i changes itself to red and sends red messages for all transactions that were committed after its color became yellow. Thus, green and yellow messages contain transactions that are meant to be a part of this checkpoint and red messages contain transactions that are not a part of this checkpoint.

6.2 Elements of the Algorithm

MuFASA consists of 5 interrelated parts (with a sample execution in Figure 3):

1. **Local Database Snapshot at R_1 via vPoLC:** First, we utilize the approach in CALC [16] to obtain a local database state at replica R_1 , as the idea of virtual point of *global* consistency (vPoGC) required for DTCS extends the notion of virtual point of *local* consistency (vPoLC) considered in [16]. R_1 maintains a color variable (stores green, yellow or red). Each transaction at R_1 reads this variable at the beginning and before commit. It is only changed by the checkpointing algorithm (Algorithm 3). Transactions that were committed when R_1 was green or yellow are included in this local snapshot and the others

XX:10 MuFASA - Asynchronous Checkpoint for Weakly Consistent Fully Replicated Databases



■ **Figure 3** Execution of MuFASA in a 3 replica system. Arrows (messages) that reached a replica are messages that are considered delivered, the rest are in transit.

(committed during red) are not included in the snapshot. The semantics associated with the color of R_1 is as follows:

- a. **Green:** In this color, (as in Figure 3a) the checkpointing thread at R_1 waits until it gets a trigger to start a checkpoint. This trigger could be a checkpoint periodicity or something external. When the color of R_1 is green, all outgoing messages will have the color green.
- b. **Yellow:** When the `AsyncCheckpoint` is started, color of R_1 becomes yellow (as in Figure 3b). In this color, the checkpoint ensures that all ongoing local transactions have their start-color as yellow. Effect of all transactions that complete with yellow or green contribute towards the stored checkpoint state. In this case, the outgoing messages of R_1 will still be green, i.e., R_1 never sends yellow messages.
- c. **Red Color:** R_1 can change its color from yellow to red only when all transactions with green start color have terminated (as in Figure 3c). A transaction that commits after the color is changed to red is not included in the checkpoint. Hence, whenever a transaction that commits after changing the color to red performs a write on an object for the first time, copy-on-write is used to save the previous state of the object in a stable value which is included in the checkpoint. The execution point when the color is switched from yellow to red denotes the vPoLC at R_1 .

2. Utilizing colors to complete a global snapshot: Next, we discuss how other replicas, i.e., $R_i, (i \neq 1)$ extend the vPoLC to create a vPoGC. This is achieved by associating a color with other replicas and messages sent by them. The color of messages sent by R_1 is as

discussed previously. For $R_i, (i \neq 1)$, the color of the replica and the color of the messages that it sends are the same. We discuss the color of messages sent by other replicas and their interpretation to obtain vPoGC next. Figure 2b pictorially depicts how the commit log is perceived by `MessageSender` at R_i to color and send messages that replicate transactions.

- a. Green: Initially, the replica R_i is green (as in Figure 3a and R3 in Figure 3c) and only sends green messages. Receiving green messages does not trigger any checkpointing on R_i .
- b. Red: When green R_i receives a red message (from anyone), it changes its color to yellow (as R2 in Figure 3c) and appends a log entry to distinguish transactions on R_i that happened before the cut (before this log entry) and those that happened after the cut. However, changing the replica color (`ReplColor`) to yellow and the append to the log are may not be atomic. However, we need every message sent after the cut to be yellow. We ensure this by making every thread that interacts with the network channels (`MessageSender` and `MessageReceiver`) to change the color to yellow when it notices the color change (either through a received message or through `ReplColor`) and append a log entry in an idempotent manner, before proceeding to interact with the network channels. With this, if such a color change is not detected by a thread yet, its channel interaction can be said to have happened before both the color change and the cut.
- c. Yellow: A yellow message is the same as a red message to all Replicas $R_i, (i \neq 1)$ (If green R_i receives a yellow message from R_j , it indicates that R_i is learning about the checkpoint indirectly via R_j like R3 in Figure 3d.) Hence, R_i will take the same actions as for a red message. However, yellow has a special meaning to the initiator R_1 - yellow messages contain transactions that are to be included in the snapshot, as the yellow messages are sent for transactions that had locally been completed at $R_i, (i \neq 1)$ when R_i learnt of the checkpoint. These transactions have happened before the vPoLC at R_3 , but R_1 was not aware of it when it created its vPoLC.³

3. Colored Message Counters: To convert vPoLC to vPoGC, R_1 needs to ensure that it has received all the green and yellow messages from other replicas as part of the global snapshot. To handle this issue, we utilize two counters that are inspired by [5,14], one for green/yellow messages and one for red messages. This allows R_1 to detect if all green/yellow messages are received from other replicas.

4. Control Messages: We utilize two types of control messages in our algorithm. `CutForCp` is a control message sent by R_1 to all other replicas. When replicas receive this message or the first message of a non-green color from any replica (whichever happens first), they perform a local cut and turn themselves yellow. Once they turn themselves red (as described in the log entry element below), they respond to R_1 with a `CutForCpReply(c)` message, where c is the number of green/yellow messages that R_1 must receive along that channel to ensure it has all necessary transactions to complete its DTCS.

5. Special Log Entries: Due to asynchronous behavior between the time at which a local transaction was committed and the time at which its corresponding replication message is sent, a change in color of the replica and the local cut required is not together an atomic operation. We require color of replication messages to change to red, during the first transaction that commits *after* the cut is made at that replica. To ensure this, we add a `commit-log` entry,

³ For instance, this can happen if, say, a transaction T_3 locally committed on R_3 is replicated to R_2 quickly but R_1 slowly. Transaction T_2 commits after receiving T_3 in R_2 . This is quickly replicated to R_1 (and R_3). R_1 receives T_2 , and then commits T_1 without receiving T_3 . Now, if T_1 is part of the checkpoint, then so must T_3 (since T_3 **hb** T_2 **hb** T_1). However, R_1 is unaware of T_3 and must wait until it receives it from R_3 .

CpLog. After performing a cut, the messages sent are yellow until this CpLog log is read by the `MessageSender`. After reading this entry, color of this replica and the color of its future replications sent by this `MessageSender` become red.

6.3 The Checkpointing Algorithm

Algorithms 1-3 explain the functioning of the entire database relevant to the checkpointing algorithm. As shown in Algorithm 1, all replicas have their initial `ReplColor` as green. R_1 additionally stores `GreenCounts` and `RedCounts` vectors initialized with zeroes to keep track of the numbers of received messages from all replicas split by color. All other replicas maintain a `MsgCount` that will contain the number of green/yellow messages sent by it. Algorithm 2 describes how a database performs a transaction. Except for R_1 , all replicas perform their transactions as depicted by the system.

Replica R_1 performs checks on the `ReplColor` to perform copy on write; the goal is to ensure that the first red transaction that performs an update on a given object creates a copy of the previous value that should be included in the checkpoint. Specifically, if the start color of a transaction is green or yellow, then a copy on write is performed, but not marked to be finalized as stable (through the `stable_bit` boolean). If such a transaction ends when the replica color is red, then it marks the copied value as stable. Otherwise, either the next red transaction on the object can mark it as stable or the checkpointer marks it as stable before saving it for the checkpoint.

Algorithm 3 describes our checkpointing algorithm. First, the checkpointer changes `ReplColor` to yellow and waits until all transactions that started during green color have terminated. Then, `ReplColor` is switched to red. We need all write-transactions that commit after this switch to not be part of the checkpoint, and the rest to be part of our checkpoint. This is ensured by the copy-on-write described in the previous paragraph. We note that the technique so far is the same approach as CALC [16] to take a *local* snapshot of R_1 .

An important point of interest from the CALC algorithm is that the point of switching color from yellow to red in R_1 is a virtual point of *local* consistency, that separates all transactions that occurred in R_1 to have either happened before or after the checkpoint. We utilize this switch in `MessageSender` (as in line 73) thread of R_1 to change the color of the messages it sends, so other replicas can help complete the checkpoint and obtain a DTCS. To avoid the scenario where R_1 has no replicate message to send, we additionally send a control message, `CutForCp`, to all replicas through the control message channels.

To help complete the checkpoint, all other replicas R_i , ($i \neq 1$) passively look for a change in color of the messages that they receive. As discussed previously, when R_i , ($i \neq 1$) receives the first such non-green message, R_i identifies the transactions that should be included in the checkpoint (i.e., the currently committed set of transactions in the `commit-log`). Upon receiving the first such message at R_i , ($i \neq 1$), `MessageReceiver` thread at R_i switches the `ReplColor` from green to yellow so that future messages sent by this replica will be yellow. It additionally appends a `CpLog` into the `commit-log` (Line 102 and Lines 88 and 92). This log entry marks the set of transactions that should be included in the global snapshot computed by R_1 . All subsequent ones in the `commit-log` occurred after the checkpoint.

Notice that the `MessageReceiver` threads have two instructions - (1) `ReplColor` color change from green to yellow and (2) an append to `commit-log` entry. This is prone to race conditions. Specifically, when a `ReplColor` change to yellow took place without the `commit-log` entry being immediately added. To deal with this, any `MessageSender` or `MessageReceiver` that detects that the `ReplColor` is no longer green, ensures that it has appended a `CpLog` into the `commit-log` entry before proceeding with its interactions with

the channels. This also ensures that the color change in R_i is noticed by other replicas only after it has performed a local cut in its machine, to ensure global snapshot consistency. To ensure both of these steps are both non-blocking and idempotent, all of these threads use a compare and swap operation to conditionally change `ReplColor` from green to yellow (only `MessageSender` can change it to red as will be explained next). `MessageSender` will act on the first `CpLog` to change `ReplColor` and its subsequent sent messages to red, and ignore the other duplicate entries to ensure that the subsequent appends of this entry do not affect the checkpointing technique.

After `MessageSender` reads the `CpLog` log entry, each replica $R_i, (i \neq 1)$ sends a `CutForCpReply` with its `MsgCount` value. This is utilized by R_1 to know when the checkpointer (Algorithm 3) can terminate. As described in line 81 R_1 additionally applies its received green/yellow transactions into the checkpoint that it just captured, to ensure it is a DTCS. The checkpointer finally terminates when all of the `GreenCounts` values match the `MsgCount` values sent by its remote replicas.

■ **Algorithm 1** Initialization of the Database.

```

1 Common initialization of state at all Replicas  $\neq R_1$ :
2   Integer ReplColor  $\leftarrow$  GREEN
3   Integer MsgCount  $\leftarrow$  0
4 Additional initial state variables at  $R_1$ :
5   Integer ReplColor  $\leftarrow$  GREEN
6   Integer GreenCounts[2...n]  $\leftarrow$  [0,...,0]
7   Integer RedCounts[2...n]  $\leftarrow$  [0,...,0]
8   bit stable_status[DB_SIZE]  $\leftarrow$  [not_available,...,not_available]
9   foreach key in DB do
10    |   db[key].live  $\leftarrow$  initial value //Replicas  $\neq R_1$  will only have live values
11    |   db[key].stable  $\leftarrow$   $\phi$ 

```

■ **Algorithm 2** Functioning of the Database.

```

12 ApplyWrite(txn, key, value) //At Replica  $R_1$ :
13   if txn.start-color = YELLOW then
14     |   if stable_status[key] = not_available then
15       |   |   db[key].stable  $\leftarrow$  db[key].live
16     |   else
17       |   if txn.start-color = RED then
18         |   |   if stable_status[key] = not_available
19           |   |   |   then
20             |   |   |   |   db[key].stable  $\leftarrow$  db[key].live
21             |   |   |   |   stable_status[key]  $\leftarrow$  available
22           |   |   else
23             |   |   |   if txn.start-color = GREEN then
24             |   |   |   |   if db[key].stable  $\neq \phi$  then
25             |   |   |   |   |   Erase db[key].stable
26             |   |   |   |   db[key].live  $\leftarrow$  value
27   Execute(txn) //At Replica  $R_1$ :
28     txn.start-color  $\leftarrow$  ReplColor
29     Request txn's locks
30     Run txn logic, using ApplyWrite for updates
31     txn.end-color  $\leftarrow$  ReplColor
32     Append txn commit token to commit-log
33     if txn.start-color = YELLOW then
34       |   if txn.end-color  $\leftarrow$  YELLOW then
35         |   |   foreach foreach key in txn do
36         |   |   |   Erase db[key].stable
37       |   else
38         |   |   if txn.end-color = RED then
39         |   |   |   foreach foreach key in txn do
40         |   |   |   |   stable_status[key]  $\leftarrow$  available
41     Release txn's locks
42   Execute(txn) //At Replica  $\neq R_1$ :
43     Request txn's locks
44     Run txn logic for updates
45     Append txn commit token to commit-log
46     Release txn's locks

```

6.4 Proof

The proof of correctness is by proving that the algorithm satisfies all requirements in Section 5. To show the correctness of MuFASA, we need to show that MuFASA satisfies all 5 requirements listed in Section 5. Of these, requirements 2-5 are immediately observable. Specifically, **strict concision** follows from how we initially capture the database state at R_1 , then only apply the additional remote transactions on this captured state (line 81 in the algorithm). For n replicas, the only additional messages exchanged are the $n - 1$ `CutForCp` control messages from R_1 and their $n - 1$ replies (line 65). Hence, the **number of control messages is bounded to be $2n - 2$** , and does not depend on the number of objects in the

■ **Algorithm 3** AsyncCheckpointer and Message Processing for MuFASA.

```

46 AsyncCheckpointer at Replica  $R_1$ :
47   ReplColor  $\leftarrow$  YELLOW
48   wait until all active txns have start-color YELLOW
49   ReplColor  $\leftarrow$  RED
50   wait until all active txns to have start-color RED
51   foreach key in db do
52     if stable_status[key] = available then
53       Write db[key].stable to checkpoint
54       Erase db[key].stable
55     else
56       if stable_status[key] = not_available
57         then
58           stable_status[key]  $\leftarrow$  available
59           val  $\leftarrow$  db[key].live
60           if db[key].stable  $\neq \phi$  then
61             Write db[key].stable to
62             checkpoint
63             Erase db[key].stable
64           else
65             if db[key].stable =  $\phi$  then
66               Write val to checkpoint
67   Send CutForCp to all replicas  $\neq R_1$  through control
68   message channels and wait for
69   CutForCpReply[2...n];
70   wait for GreenCounts[2...n] to match the counters
71   returned in CutForCpReply[2...n] through the
72   control message channels
73   ReplColor  $\leftarrow$  GREEN
74   MessageSender(M) for Replica  $R_1$ :
75   while true do
76     entry  $\leftarrow$  the next entry in the commit-log
77     //Waits for new entries
78     if entry is a local transaction then
79       msg  $\leftarrow$  create a replicate message
80       corresponding to txn in the entry
81       if ReplColor = RED then
82         msg.color  $\leftarrow$  RED
83       else
84         msg.color  $\leftarrow$  GREEN
85     Add msg to all channel send queues
86   MessageReceiver $_{R_1}^j$ (M) for  $R_1$ :
87   txn  $\leftarrow$  ExecuteTxn(M.txn)
88   if txn.end-color = RED  $\wedge$  M.color  $\neq$  RED then
89     Use ExecuteTxn(M.txn) on the checkpoint
90   if M.color = GREEN  $\vee$  M.color = YELLOW then
91     GreenCounts[j]++
92   else
93     RedCounts[j]++
94   upon receiving CpLog from  $R_1$ :
95   CAS(ReplColor, GREEN, YELLOW)
96   Append CpLog into commit-log
97   MessageReceiver $_{R_1}^j$ (M) for any Replica  $\neq R_1$ :
98   if ReplColor=GREEN  $\wedge$  M.color $\neq$ GREEN then
99     CAS(ReplColor, GREEN, YELLOW)
100    Append CpLog into commit-log
101    ExecuteTxn(M.txn)
102   MessageSender(M) for any Replica  $\neq R_1$ :
103   currColor  $\leftarrow$  ReplColor
104   while true do
105     entry  $\leftarrow$  the next entry in the commit-log
106     //Waits for new entries
107     if entry is a local transaction then
108       msg  $\leftarrow$  create a replicate message
109       corresponding to txn in the entry
110       if currColor  $\neq$  ReplColor then
111         if ReplColor = YELLOW then
112           Append CpLog to commit-log
113           currColor  $\leftarrow$  ReplColor
114       msg.color  $\leftarrow$  currColor
115       MsgCount++
116       Add msg to all channel send queues
117     else
118       if entry is of type CpLog then
119         if ReplColor  $\neq$  RED then
120           ReplColor  $\leftarrow$  RED
121           currColor  $\leftarrow$  ReplColor
122           Send CutForCpReply(MsgCount) to
123            $R_1$  through the control message
124           channel
125           MsgCount  $\leftarrow$  0

```

database. Since we only add a bounded number of extra steps to transactions at R_1 and add no additional steps at any other replica, no replica ever stops executing its transactions. Hence, the algorithm is also **asynchronous**. Since the control messages sent are through a separate channel, the algorithm is also **congestion avoidant** on the replication channels.

The proof of requirement 1, i.e., the snapshot captured by MuFASA is a DTCS requires us to show a virtual point of local consistency (*vPoLC*) at each replica that satisfies the formal definition of transaction-consistent checkpoint in Section 3. Then, the n-tuple formed by the individual *vPoLC* at each replica should form a consistent global cut *vPoGC*, so that it can represent the logical vector time at which the snapshot had taken place. In this way, the checkpoint can be represented both as a set and as a virtual event in the distributed system, and can fully satisfy the definition of DTCS. Due to space constraints, we provide the proof of requirement 1, i.e., the snapshot captured by MuFASA is a DTCS in Section B.

6.5 Rollback/Recovery

For crash recovery, all replicas start first from the last stored checkpoint. Then they collect all subsequent locally committed transactions present in **commit-log** into one list of transactions to be executed by every replica. A replica resumes computation after all transactions in the combined list are committed on top of the checkpointed database. In this way, each replica will gain the effect of all transactions that have taken place up to the point of failure.

7 Discussion

In this section, we explain some interesting properties of MuFASA:

1. Verification of Stable Properties: As discussed in Section 3, when DTCS is used to take multiple snapshots, it partitions the computation into *super-transactions* (that consist of transactions between consecutive snapshots) and these *super-transactions* provide strong consistency among them. In other words, DTCS emulates strong consistency in an architecture that fundamentally operates on eventual consistency. This can be very useful for identifying bugs in the implementations of eventually consistent systems, which are known to be error-prone [8]. Additionally, the checkpoint already contains a precomputed state (without additional logs), enabling a quicker scan for invariant checking.

2. Message Complexity: MuFASA is designed for checkpointing a fully replicated database. Each channel has a lot of duplicate replicate messages of the same set of transactions. Hence, MuFASA only focuses on capturing the replicate messages sent to R_1 to obtain a DTCS, avoiding message redundancy. Moreover, the solution only involves control channels to avoid congestion in the replication channels. Correctness of MuFASA however does not depend on whether control messages were sent on the same channel as application messages. We note that some existing algorithms such as [3] do not work correctly if control messages were sent on a separate channel, as their correctness depends upon the (lack of) reordering between control messages and application messages.

8 Conclusion and Future Work

In this paper, we focused on the problem of checkpointing and recovery of fully replicated database systems with direct applications to main memory databases. Since maintaining strong consistency often leads to high overhead, many of these systems provide weaker consistency models. It is well known that developing a strong and continuously consistent data store is prone to errors [8]. One way to assist the designer in detecting these errors is to take frequent checkpoints to ensure that the desired invariant constraints are satisfied.

DTCS emulates strong consistency in an architecture that fundamentally operates on eventual consistency. A common problem with eventual consistency is the unpredictability caused by it. One way to address this is to periodically check if certain invariant properties are satisfied. With DTCS, when the invariant is violated, it uniquely identifies the *super-transaction* (transactions since the last snapshot) that caused this inconsistency. In this way, DTCS mitigates the unpredictability of eventual consistency.

To be useful, checkpointing needs to be frequent and of low overhead. Specifically, checkpoint process should be asynchronous and not block the shared memory/database operation in any way. Our checkpointing algorithm achieves this - the overhead on an operation is only to read the color variable of the database (without any locks), temporarily perform copy on writes, and to add the color (2 bits required) to messages sent by the application.

There are hybrid main memory databases that consist of some objects that are synchronously replicated and some that are asynchronously replicated. For example, the username of a website has to be synchronously replicated to avoid duplicate usernames. However, the view count of a website can be replicated asynchronously by making the view count object a CRDT counter [17]. Our algorithm can additionally be extended to these databases by taking a local snapshot consisting of both types of objects, then taking only the asynchronous update increments upto the colored cut.

There are several future directions for this work. One is extension to partitioned databases and quorum-based replication. Our algorithm made minimal assumptions about the underlying system (e.g., eventual delivery channels, two-phase locking for transactions, etc.). Another extension is to determine if certain relaxations (e.g., loose size minimality, message complexity, etc.) could help us solve the problem more efficiently.

References

- 1 Daniel Abadi. Consistency tradeoffs in modern distributed database system design: Cap is only part of the story. *Computer*, 45, 2012.
- 2 Tuan Cao, Marcos Vaz Salles, Benjamin Sowell, Yao Yue, Alan Demers, Johannes Gehrke, and Walker White. Fast checkpoint recovery algorithms for frequently consistent applications. In *Proceedings of the 2011 ACM SIGMOD International Conference on Management of Data*, SIGMOD '11, New York, NY, USA, 2011. Association for Computing Machinery.
- 3 K. Mani Chandy and Leslie Lamport. Distributed snapshots: determining global states of distributed systems. *ACM Trans. Comput. Syst.*, 3(1), feb 1985.
- 4 Camille Coti, Thomas Herault, Pierre Lemarinier, Laurence Pilard, Ala Rezmerita, Eric Rodriguez, and Franck Cappello. Blocking vs. non-blocking coordinated checkpointing for large-scale fault tolerant mpi. In *Proceedings of the 2006 ACM/IEEE Conference on Supercomputing*, SC '06, New York, NY, USA, 2006. Association for Computing Machinery.
- 5 Rahul Garg, Vijay K. Garg, and Yogish Sabharwal. Scalable algorithms for global snapshots in distributed systems. In *Proceedings of the 20th Annual International Conference on Supercomputing*, ICS '06, New York, NY, USA, 2006. Association for Computing Machinery.
- 6 Theo Haerder and Andreas Reuter. Principles of transaction-oriented database recovery. *ACM Comput. Surv.*, 15(4), December 1983.
- 7 Maurice P. Herlihy and Jeannette M. Wing. Linearizability: a correctness condition for concurrent objects. *ACM Trans. Program. Lang. Syst.*, 12(3), jul 1990.
- 8 Abdessamad Imine, Pascal Molli, Gérald Oster, and Michaël Rusinowitch. Proving correctness of transformation functions in real-time groupware. In *ECSCW 2003*, Dordrecht, 2003. Springer Netherlands.
- 9 Ajay Kshemkalyani and Bin Wu. Detecting arbitrary stable properties using efficient snapshots. *IEEE Transactions on Software Engineering*, 33(5):330–346, 2007.
- 10 Ajay D. Kshemkalyani. Fast and message-efficient global snapshot algorithms for large-scale distributed systems. *IEEE Transactions on Parallel and Distributed Systems*, 21(9):1281–1289, 2010.
- 11 Ten H. Lai and Tao H. Yang. On distributed snapshots. *Information Processing Letters*, 25, 1987.
- 12 Liang Li, Guoren Wang, Gang Wu, Ye Yuan, Lei Chen, and Xiang Lian. A comparative study of consistent snapshot algorithms for main-memory database systems. *IEEE Transactions on Knowledge and Data Engineering*, 33, 2021.
- 13 Jun-Lin Lin and Margaret H. Dunham. A low-cost checkpointing technique for distributed databases. *Distrib. Parallel Databases*, 10(3), December 2001.
- 14 F. Mattern. Efficient algorithms for distributed snapshots and global virtual time approximation. *Journal of Parallel and Distributed Computing*, 18, 1993.
- 15 Linus Nyman and Mikael Laakso. Notes on the history of fork and join. *IEEE Annals of the History of Computing*, 2016.

- 16 Kun Ren, Thaddeus Diamond, Daniel J. Abadi, and Alexander Thomson. Low-overhead asynchronous checkpointing in main-memory database systems. In *Proceedings of the 2016 International Conference on Management of Data, SIGMOD '16*, New York, NY, USA, 2016. Association for Computing Machinery.
- 17 Marc Shapiro, Nuno Preguiça, Carlos Baquero, and Marek Zawirski. Conflict-free replicated data types. In *Stabilization, Safety, and Security of Distributed Systems*, Berlin, Heidelberg, 2011. Springer Berlin Heidelberg.

A Subsequent checkpoints

In this section, we explain how subsequent checkpoints can be taken after the first checkpoint is completed. For this, instead of attaching a color to every replicate message, we attach a checkpoint number ($cpNum$) to every message. The number starts from 1. The starting number $cpNum$ indicates green color of the messages, $cpNum + 1$ indicates yellow color and $cpNum + 2$ indicates red color. For the first checkpoint, we utilize numbers 1, 2 and 3 to stand for colors green, yellow and red. Note that, at the end of the first checkpoint, all messages will contain the checkpoint number 3. Thus, for the second checkpoint, we start from 3, to stand for green (formerly red), 4 for yellow and 5 for red. The third checkpoint will alternate 5 to mean green and so on. All updates to color are instead seen as updates to $cpNum$.

To make duplicate logs have an idempotent effect, we distinguish the **CpLog** logs using the current $cpNum$. Upon detecting a **CpLog** of a specific $cpNum$, the **MessageSender** skips all subsequent **CpLog** of any smaller $cpNum$. This ensures that duplicates are not processed and that the system responds only to new checkpoint initiations. The same goes for color change detection in the **MessageReceivers**. When the replica is green (as detected by $cpNum$) only messages with a different $cpNum$, which is of value greater than the replica's current $cpNum$ is used for detecting this change in color. This way, the system can perform checkpoints one after another. When the checkpointer waits for the message counter values, it chooses between red and green counters depending on the current checkpoint number. if $cpNum$ is 1 modulo 4, then it uses **GreenCounts**, and if $cpNum$ is 3 modulo 4, it uses **RedCounts**. After waiting for these counters, they will not be incremented before a subsequent checkpoint. So we can safely reset the currently used counter array to 0. As for other variables, instead of resetting *stable_status* to *not_available*, we instead swap *not_available* and *available* values because in one iteration of the checkpoint *stable_status* bits of all objects are flipped, so it is faster to change the meaning of 0s and 1s.

It is also worth noting that the $cpNum$ counter can be bounded by rotating checkpointing initiation responsibility to different replicas in a round robin format.

B Correctness of MuFASA

To show the correctness of MuFASA, we need to show that MuFASA satisfies all 5 requirements listed in Section 5. Of these, requirements 2-5 are immediately observable. Specifically, **strict concision** follows from how we initially capture the database state at R_1 , then only apply the additional remote transactions on this captured state (line 81 in the algorithm). For n replicas, the only additional messages exchanged are the $n - 1$ **CutForCp** control messages from R_1 and their $n - 1$ replies (line 65). Hence, the **number of control messages is bounded to be $2n - 2$** , and does not depend on the number of objects in the database. Since we only add a bounded number of extra steps to transactions at R_1 and add no additional steps at any other replica, no replica ever stops executing its transactions. Hence, the algorithm is also **asynchronous**. Since the control messages sent are through a separate channel, the algorithm is also **congestion avoidant** on the replication channels.

Next, we focus on proving that the checkpoint CP captured by MuFASA is DTCS. To prove this, we first identify the set of all transactions CP_{set} whose effects CP entail. We then identify a virtual point of global consistency (vPoGC) at which the event CP_{event} could be said to have occurred. We then argue that for any transaction T in CP_{set} , $T \text{ hb } CP_{event}$ and for any transaction T not in CP_{set} , $CP_{event} \text{ hb } T$.

► **Observation 4.** *At the initiator replica R_1 the time of switching `ReplColor` from yellow to red marks the virtual point of local consistency at R_1 , and all locally committed transactions of R_1 before this time are stored in CP_{set} and all other transactions are not stored in CP_{set} .*

Proof. This is a direct consequence of the CALC [16] technique used to capture the local state of R_1 . ◀

► **Observation 5.** *At any non-initiator replica R_i , all transactions that were committed before the appending of the first `CpLog` to the `commit-log` are in CP_{set} .*

Proof. Initiator Replica R_1 listens to all green and yellow replicated transaction messages from R_i to include (line 80), before ending the checkpoint (line 66). Thus, only the red replicated transaction messages are not included in the checkpoint. R_i sends a red message only after changing its `ReplColor` to red. Note that only the `MessageSender` thread of R_i can do this (line 110). This is done only after reading the first `CpLog` of `commit-log`. Hence, all transactions sent before this point are not colored red, and are processed by R_1 as transactions to be included in the checkpoint. We define the logical time of the first `CpLog` appended at R_i to be $vPoLC_{R_i}$. Thus, we have the following for any local transaction T_i in R_i :

$$(T_i \text{ is committed} \wedge T_i \text{ hb } vPoLC_{R_i}) \rightarrow T_i \in CP_{set} \quad \blacktriangleleft$$

► **Observation 6.** *At any non-initiator replica R_i , all transactions that committed after the appending of the first `CpLog` into the `commit-log` are not in CP_{set} .*

Proof. Since `MessageSender` changes `ReplColor` to red upon encountering the first `CpLog`, all transactions that got later appended to the `commit-log` are sent in red color by the `MessageSender`. When R_1 receives the replicated transaction message for these transactions, R_1 will not apply these transactions on the checkpoint (as per line 80). Mathematically this observation for any local transaction T_i in R_i can be summarized as:

$$(T_i \text{ is committed} \wedge vPoLC_{R_i} \text{ hb } T_i) \rightarrow T_i \notin CP_{set} \quad \blacktriangleleft$$

► **Observation 7.** *There exists no committed transaction that committed exactly when the first `CpLog` was appended into the `commit-log`.*

Proof. This follows from the fact that even if there are concurrent `commit-log` append instructions into a single file, the operating system entertains one write at a time. Thus, at any Replica R_i , any local transaction T_i has the following property:

$$T_i \text{ is committed} \rightarrow (T_i \text{ hb } vPoLC_{R_i} \vee vPoLC_{R_i} \text{ hb } T_i) \quad \blacktriangleleft$$

► **Observation 8.** *Any local transaction T_i of a non-initiator Replica R_i that is in CP is committed and it was committed before $vPoLC_{R_i}$.*

Proof. Transactions of R_i in CP that are not from the CALC snapshot taken in R_1 are from the replay of a green/yellow replicated transaction (line 81). These green / yellow transactions occurred before $vPoLC_{R_i}$ and are committed since they are replicated after being read from the `commit-log`. This observation about any local transaction T_i from a non-initiator replica R_i can be summarized as:

$$T_i \in CP_{set} \rightarrow T_i \text{ is committed} \wedge T_i \text{ hb } vPoLC_{R_i} \quad \blacktriangleleft$$

► **Observation 9.** *Any local committed transaction T_i of a non-initiator Replica R_i that is not in CP committed after $vPoLC_{R_i}$.*

Proof. If T_i is a committed transaction, it must be of red color (line 80) to not be included in CP_{set} . The red transactions appeared after $CpLog$, and therefore took place after $vPoLC_{R_i}$. This can be summarized as:

$$T_i \text{ is committed} \wedge T_i \notin CP_{set} \rightarrow vPoLC_{R_i} \text{ hb } T_i \quad \blacktriangleleft$$

► **Observation 10.** For any non-initiator replica R_i , the time of appending the first $CpLog$ in $commit-log$ marks the virtual point of local consistency at R_i corresponding to the checkpoint CP .

Proof. Combining Observations 5, 8, 9, for any local transaction T_i at R_i we get:

$$\begin{aligned} (T_i \in CP_{set} \leftrightarrow (T_i \text{ is committed} \wedge T_i \text{ hb } vPoLC_{R_i})) \wedge \\ (T_i \notin CP_{set} \wedge T_i \text{ is committed} \rightarrow (vPoLC_{R_i} \text{ hb } T_i)) \end{aligned} \quad (1)$$

Thus, each $vPoLC_{R_i}$ marks the virtual point of local consistency at R_i for its local transactions that are included in CP_{set} . \blacktriangleleft

► **Observation 11.** The n -tuple formed by the $vPoLC$ from Observation 4 for R_1 and Observation 10 for all $R_i, i \neq 1$ form a $vPoGC$, i.e., they represent a consistent cut for a global snapshot.

Proof. To prove that it is consistent cut for a global snapshot, we show the following property:

$$\forall T_c, T : T_c \in CP_{set} \wedge T \text{ hb } T_c \rightarrow T \in CP_{set}$$

We divide the above expression into 4 cases (here T^i refers to the set of all transactions whose source replica is R_i):

■ **Case 1:** $T_c \in T^1 \wedge T \in T^1$

This follows from the CALC algorithm [16].

■ **Case 2:** $T_c \in T^1 \wedge T \in T^i, i \neq 1$

Back-tracing the steps to capture the checkpoint at $vPoLC_{R_i}$, due to Mattern's distributed snapshot approach, the color change of replica R_i happens only after a new colored message is sent by R_1 . This in turn only happens after the local snapshot from CALC is captured (line 49). This is in turn only after T_c is executed in R_1 .

Hence we have :

$$T_c \text{ hb } vPoLC_{R_1} \text{ hb } vPoLC_{R_i}$$

$$\text{Since } T \text{ hb } T_c,$$

$$T \text{ hb } vPoLC_{R_i},$$

$$\Rightarrow T \in CP_{set}$$

■ **Case 3:** $T_c \in T^i, i \neq 1 \wedge T \in T^1$

Tracing the steps to execute T_c , Due to Mattern's distributed snapshot approach, the color change of replica R_i happens from any message causality established after $vPoLC_{R_1}$. So, either T happened before $vPoLC_{R_1}$ or the first message received by R_i to capture $vPoLC_{R_i}$ captures $vPoLC_{R_i}$ before consuming this transaction message. T can either be such that $vPoLC_{R_i} \text{ hb } T$ or $T \text{ hb } vPoLC_{R_1}$.

In the latter case, $T \in CP_{set}$. The former case is not possible as we have the following contradiction:

$$vPoLC_{R_i} \text{ hb } T$$

$$\Rightarrow T_c \text{ hb } T, \text{ as against } T \text{ hb } T_c$$

■ **Case 4:** $T \in T^j, j \neq 1 \wedge T_c \in T^i, i \neq 1$

For $i = j$, Proof is straight forward, as both happened before $vPoLC_{R_i}$, hence $T \in CP_{set}$.

For $i \neq j$, Observe that every message after $vPoLC_{R_i}$ are colored. Hence, when R_j receives a message after $vPoLC_{R_i}$, it first creates $vPoLC_{R_j}$ before consuming this transaction.

Hence we have that:

$$T_c \text{ hb } vPoLC_{R_i} \text{ hb } vPoLC_{R_j}.$$

Since $T \text{ hb } T_c$,

$$T \text{ hb } vPoLC_{R_j}$$

$$\Rightarrow T \in CP_{set}.$$

Thus, we have shown that the n -tuple, $vPoGC = \langle vPoLC_{R_1}, vPoLC_{R_2}, \dots, vPoLC_{R_n} \rangle$ represents a consistent cut with respect all transactions in the database. ◀

► **Theorem 12.** *The checkpoint captured by MuFASA is DTCS.*

Proof. From Observation 11, we have a virtual point of global consistency at which the event CP_{event} (that happened at the vector time $vPoGC$) could be said to have taken place. Combining Observations 4 and 10 for all replicas R_i , each local transaction T_i in R_i satisfies: and Combining the three observations also gives the following expression for any transaction T in the system:

$$\begin{aligned} (T_i \in CP_{set} \leftrightarrow (T_i \text{ is committed} \wedge T_i \text{ hb } CP_{event})) \wedge \\ (T_i \notin CP_{set} \wedge T_i \text{ is committed} \rightarrow (CP_{event} \text{ hb } T_i)) \end{aligned}$$

Since we have now shown that this property holds for all replicas, for any transaction T in the system we have:

$$\begin{aligned} (T \in CP_{set} \leftrightarrow (T \text{ is committed} \wedge T \text{ hb } CP_{event})) \wedge \\ (T \notin CP_{set} \wedge T \text{ is committed} \rightarrow (CP_{event} \text{ hb } T)) \end{aligned}$$

Thus, CP satisfies the definition of DTCS. ◀