

# EVERYDAYMMQA: A MULTILINGUAL AND MULTIMODAL FRAMEWORK FOR CULTURALLY GROUNDED SPOKEN VISUAL QA

Firoj Alam, Ali Ezzat Shahroor, Md. Arif Hasan\*, Zien Sheikh Ali, Hunzalah Hassan Bhatti, Mohamed Bayan Kmainasi, Shammur Absar Chowdhury, Basel Mousi, Fahim Dalvi, Nadir Durrani, Natasa Milic-Frayling  
Qatar Computing Research Institute, Qatar,  
{fialam, shchowdhury, ndurrani, nmilicfrayling}@hbku.edu.qa

## ABSTRACT

Large-scale multimodal models achieve strong results on tasks like Visual Question Answering (VQA), but they often fail when queries require *culturally grounded, everyday knowledge*, particularly in low-resource and underrepresented languages. To bridge this gap, we introduce Everyday Multimodal and Multilingual<sup>1</sup> QA (**EverydayMMQA**), a framework for creating large-scale, culturally-grounded datasets for spoken and visual question answering (SVQA). Using this framework, we developed **OASIS**, a multimodal dataset integrating speech, images, and text. With over  $\sim 0.92M$  images and  $14.8M$  QA pairs, **OASIS** contains  $3.7M$  spoken questions, enabling four unique input combinations: speech-only, text-only, speech+image, and text+image. Focused on English and Arabic varieties, 18 countries, the dataset content is curated to reflect diverse, real-world situations. **OASIS** tests models on tasks beyond object recognition that involve pragmatic, commonsense, and culturally aware reasoning. We benchmarked four closed-source models, three open-source models, and one fine-tuned model. **EverydayMMQA** and **OASIS** together provide a benchmark and training dataset for building multimodal LLMs for a comprehensive set of everyday tasks within cultural contexts. The *framework* and *dataset* will be made publicly available to the community.<sup>2</sup>

## 1 INTRODUCTION

Humans experience the world through multiple senses: sight, hearing, touch, smell, and taste. This multi-sensory integration is fundamental to how humans understand the surroundings and communicate. As large language models (LLMs) evolve, it is important to train them with multiple modalities: speech, text, and images, to mimic human interaction. For instance, when asking about an object, we often point to it while asking a question. In this scenario, we expect an AI assistant to process a multimodal triplet: the *visual information* (what we’re pointing at), the *spoken information* (our question), and the contextual knowledge required to provide a *culturally appropriate response* (see Figure 1).

Crucially, this contextual knowledge is not universal: it is shaped by culture and language. Thus, successful multimodal reasoning requires grounding these signals in the specific cultural and linguistic context of the interaction, as gestures, phrasing, and interpretations vary dramatically across societies. However, current

\* The contribution was made while the author was a contributor at the Qatar Computing Research Institute.

<sup>1</sup>For this study, we use the term *multilingual* to refer to English and Arabic varieties (Modern Standard Arabic (MSA), Egyptian and Levantine Arabic).

<sup>2</sup>anonymous.com

models are typically biased toward Western contexts (Nayak et al., 2024; Ananthram et al., 2025), often overlooking cultural and religious nuances in underrepresented languages. While recent resources (e.g., (Li et al., 2024a)) advance cultural evaluation, they generally focus only on text or image-text pairs, missing the essential *object-question-culture* triplet and rarely including spoken queries needed for real-world multimodal grounding.

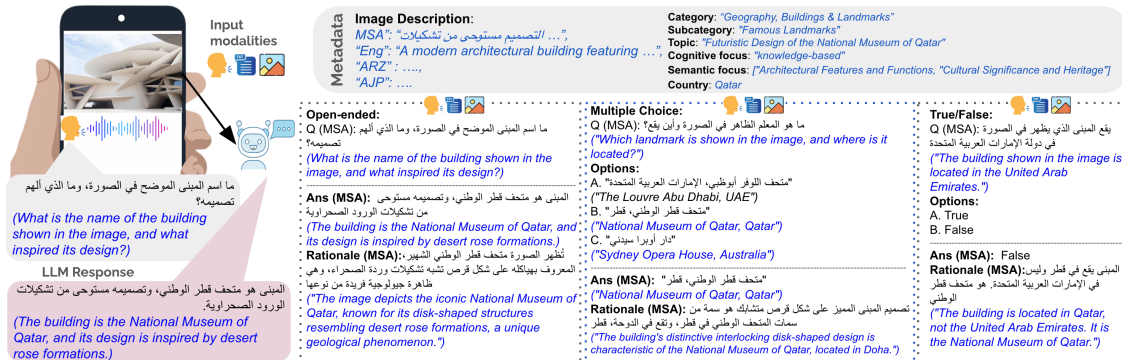


Figure 1: OASIS data sample, multimodal and multilingual QA around a culturally-grounded image.

Such lack of grounding has severe consequences for languages like Arabic. Cultural-awareness is vital given its dialectal diversity and country-specific uniqueness. Linguistic variation spans Modern Standard Arabic (MSA) and numerous regional dialects (e.g., Egyptian, Levantine), alongside differing traditions, religious expressions, and social norms across 22 Arab countries. An AI assistant ignoring the distinct traditions encountered by a tourist in Morocco versus Qatar risks producing irrelevant or even offensive outputs. Therefore, advancing equitable AI requires explicitly building multimodal, dialect-sensitive, and culturally grounded datasets.

To address these gaps, we first introduce *EverydayMMQA*, a flexible framework that systematizes the creation of scalable multimodal and multilingual cultural resources. This framework enables efficient construction of datasets using its series of modules such as (i) culturally grounded *topic and query generation*, (ii) country-localized *image retrieval* (iii) *image filtering* and *metadata* generation, (iv) QA generation, (v) speech generation and recording, (vi) translation, and (vii) quality checking.

Using *EverydayMMQA*, we then developed *OASIS* — a large-scale, multimodal, and multilingual resource for training and evaluating cultural grounding and everyday reasoning. *OASIS* encompasses real-world QAs across 18 Arab countries, providing  $\sim 0.92\text{M}$  images paired with  $14.8\text{M}$  question-answer pairs in English, MSA, and regional dialects. Each image includes **four QA types**: *one open-ended*, *one multiple-choice* (MCQ), and *two true/false* (T/F). Furthermore, the dataset comprises roughly **20K hours** of generated speech covering the entire corpus and **141 hours** of human recordings from a subset of the test splits. These support four input modalities: **text**, **speech**, **text+image**, and **speech+image**. Overall, *OASIS* provides a unique and comprehensive testbed for evaluating culturally diverse, everyday multimodal understanding, in addition to offering large-scale data splits for training.

Using *OASIS*'s comprehensive evaluation set, we benchmarked a suite of open and closed multimodal models (GPT-4.1, GPT-4o-audio, GPT-5, Gemini 2.5 Pro, Qwen2.5-3B, 7B-Omni, and Phi-4) in a zero-shot setting. Different QA types probed specific capabilities: MCQ tested cultural knowledge, T/F measured hallucination, and open-ended judged real-time utility. Furthermore, we fine-tuned Qwen2.5-3B-Omni to inject cultural awareness using the speech, text, and image triplet modality.

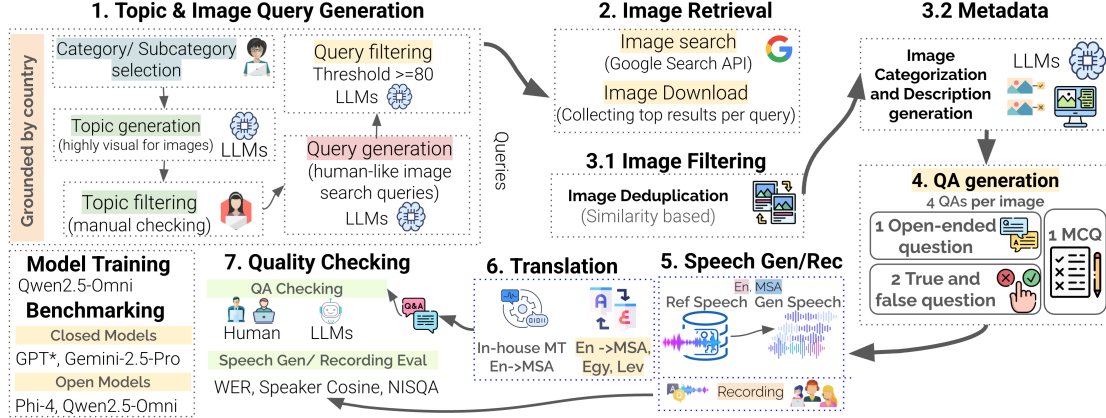


Figure 2: Proposed *EverydayMMQA* framework, *OASIS* dataset construction and experimental pipeline.

Our **findings** shows visual grounding is the dominant lever, driving systematic performance gains across all models and languages. It narrows cross-lingual and dialectal disparities and acts as a modality equalizer, disproportionately benefiting speech and transcript inputs. Finally, with images and light fine-tuning, compact models can approach the performance of larger systems, highlighting the importance of cross-modal alignment and data quality for progress.

## 2 *EverydayMMQA* FRAMEWORK AND *OASIS* DEVELOPMENT

Existing AI resources lack the *object-question-culture* triplet and spoken queries, limiting real-world multimodal grounding for diverse languages like Arabic. This section details the *EverydayMMQA* framework and its use in creating *OASIS*, a multilingual, multimodal resource covering 18 Arabic-speaking countries to ensure cultural and dialectal diversity (Figure 2). We provided all LLM prompts in Appendix C that are used in different modules of the framework.

### 2.1 CULTURALLY GROUNDED TOPIC AND QUERY GENERATION

We begin by designing a culturally grounded taxonomy, inspired by (Schwenk et al., 2022b; Vayani et al., 2025; Nayak et al., 2024), resulting in 9 *categories* (defined as  $\mathcal{G}$ ) and 31 *subcategories* (Fig. 3). To curate a country-specific, culturally grounded image collection, we use web search and crafted user-oriented queries (Alam et al., 2025b) that reflect everyday information needs and natural variation, including typos and grammatical errors. To ensure strong alignment between the queries and the images, we followed two-step process: *topic generation and filtering*, followed by *query generation and filtering*.

**Topic Generation and Filtering:** For topic generation, we produce highly visual, country-wise grounded topics tied to each category and subcategory. We use LLMs to generate 10 topics per subcategory, yielding 310 topics per country. Formally, for each country  $c$ , let  $\mathcal{C} = \{s_1, \dots, s_{31}\}$  denote the set of 31 subcategories. For each  $s_j \in \mathcal{C}$ , an LLM generates topics  $\mathcal{T}_{c,j} = \{t_{j,1}, \dots, t_{j,10}\}$ , and the full set of topics for country  $c$  is  $\mathcal{T}_c = \bigcup_{j=1}^{31} \mathcal{T}_{c,j}$  with  $|\mathcal{T}_c| = 310$ . Following, the topics are manually reviewed and revised by a human to remove (filter) generic or irrelevant cases and retain only those most suitable for image search.

**Query Generation and Filtering:** For generating large-scale naturalistic queries, we employed a set of LLMs ( $\mathcal{L}$ ): GPT-4.1, Gemini-2.0-flash-001, and Claude-3.5-Sonnet, to maximize the diversity. The final query set for  $(c, s_j, t_j)$  is then obtained by merging the outputs across all models, is  $\mathcal{Q}_{c,j,t} = \bigcup_{l \in \mathcal{L}} \mathcal{Q}_{c,j,t}^{(l)}$ ,

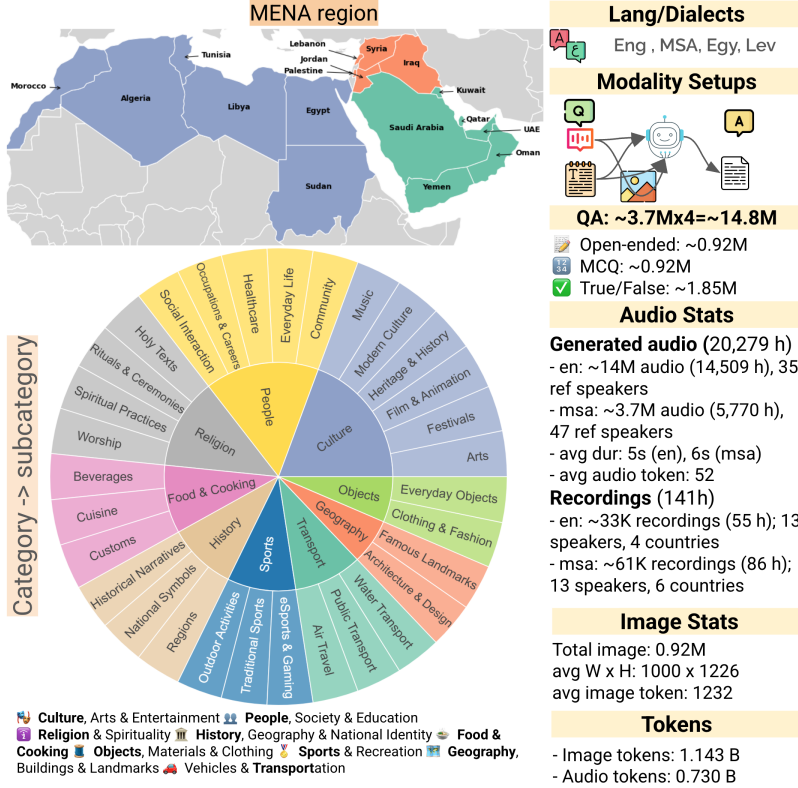


Figure 3: *OASIS* dataset overview: geographic coverage across 18 Arab countries, languages and dialects, modality setups (text, image, speech), QA types, audio durations, token counts, and per-(sub)category distributions. Total QA - total number of images (0.92M)  $\times$  4 questions  $\times$  4 language varieties.

where each LLM ( $l \in L$ ) generates  $n_l$  distinct natural queries  $\mathcal{Q}_{c,j,t}^{(l)} = \{q_1, q_2, \dots, q_{n_l}\}$ , for a country  $c$ , and a subcategory  $s_j$ . Following generation, the queries are deduplicated, resulting in  $\approx 6,100$  unique queries per country. Since image search for thousands of queries is computationally costly, we implemented a **relevancy filtering** step. We prompt GPT-4o to assign a cultural-relevancy score to each country-based query  $c$ , subcategory  $s_j$ , and topic  $t \in \mathcal{T}_{c,j}$ . For each  $q \in \mathcal{Q}_{c,j,t}$ , the model returns a score  $R_{\text{LLM}}(c, s_j, t, q) \in [1, 100]$  reflecting the query’s location and cultural fit in that context. We retain only queries with  $R_{\text{LLM}} \geq 80$ , yielding the filtered set  $\mathcal{Q}'_{c,j,t} = \{q \in \mathcal{Q}_{c,j,t} \mid R_{\text{LLM}}(c, s_j, t, q) \geq 80\}$ , which results in approximately 10 to 86 queries per topic. Finally, we aggregate across subcategories and topics to form the per-country pool  $\mathcal{Q}'_c = \bigcup_j \bigcup_{t \in \mathcal{T}_{c,j}} \mathcal{Q}'_{c,j,t}$ .

## 2.2 COUNTRY-LOCALIZED IMAGE RETRIEVAL

Using the filtered queries for each country (i.e.,  $\mathcal{Q}'_c$ ), we retrieved images via **country-localized search** (using Google Custom Search) with locale settings, safe search, and license options restricted to `cc_publicdomain`, `cc_attribute`, and `cc_sharealike`. For each query  $q \in \mathcal{Q}'_c$ , we collected the top  $k$  results ( $k \approx 20\text{--}40$ ), enforcing minimum-resolution and standard file type requirements. Formally, the retrieved image search set for country  $c$  is  $\mathcal{I}_c = \bigcup_{q \in \mathcal{Q}'_c} \mathcal{I}(q)$ , where  $\mathcal{I}(q)$  denotes the filtered set of image search results returned for query  $q$ . For each image, we stored provenance information (URL, query, coun-

try, category, subcategory, topic). In total, this phase retrieved  $\sim 4.3\text{M}$  candidates from **18 Arab countries**, forming the global set  $\mathcal{I} = \bigcup_c \mathcal{I}_c$ .

### 2.3 IMAGE FILTERING AND METADATA

**Duplicate filtering.** We initially applied URL-based deduplication, and obtained  $\sim 2.4\text{M}$  unique entries; however, due to timeouts and broken links, only  $\sim 1.4\text{M}$  images were successfully downloaded. To further reduce redundancy, we applied exact and near-duplicate filtering. Specifically, features were extracted using a fine-tuned ResNet18 (He et al., 2016), and Euclidean distances between embeddings were used to identify duplicates ( $\|z_i - z_j\|_2 \leq 1.5$ ). The final deduplicated set for country  $c$  is  $\mathcal{I}_c'' \subseteq \mathcal{I}_c'$ , and globally  $\mathcal{I}'' = \bigcup_c \mathcal{I}_c''$ . This yielded  $\sim 1.35\text{M}$  unique images across all countries.

**Image categorization and description generation.** For visual inspection, we developed a web portal and manually observed that the deduplicated set  $\mathcal{I}''$  still contained non-representative items such as text-overlaid graphics, advertisements, charts, and screenshots. To filter these, each image was categorized using labels from set  $\mathcal{Y} = \{\text{advertisement, photograph, illustration, other, chart/infographic, meme/text overlay, screenshot/ui capture, infographic}\}$ . The selection of these labels were motivated based on manual observation. In addition, we generated free-form text based image descriptions and assign suitability ( $\mathcal{Z} = \{\text{clarity, relevance, content}\}$ ) labels. The description enrich the dataset and facilitate QA generation, while suitability labels indicate whether an image is appropriate for QA. We used LLM  $l \in \mathcal{L}$ , and formulated as a function  $F_l : \mathcal{I}'' \rightarrow \text{text} \times \mathcal{Y} \times \mathcal{Z}$ , where for each image  $I \in \mathcal{I}''$ ,  $F_l(I) = (d(I), y(I), z(I))$ , with  $d(I)$  denoting the free-text description,  $y(I) \in \mathcal{Y}$  the categorization label, and  $z(I) \in \mathcal{Z}$  the suitability label. For the final selection, we retained only images labeled as *photograph*, yielding  $\mathcal{I}''' = \{I \in \mathcal{I}'' \mid y(I) = \text{photograph}\}$ , totaling  $\sim 1.30\text{M}$  images. Note that although suitability labels were generated, they were not used in the selection process and subsequent experiments. The detail prompt for  $F_l$  is provided in Listing 6.

### 2.4 QA GENERATION

Developing robust multimodal and multilingual QA resources is challenging due to the significant time and cost involved in creating them manually (Changpinyo et al., 2023). To address this, recent progress in LLMs and VLMs offers a scalable means of automatically generating diverse QA pairs (Zhang et al., 2025). In this work, for each image  $I$ , we generate *four* questions, across three types: (i) 1 open-ended, (ii) 1 multiple-choice, and (iii) 2 true/false. **Open-ended** questions allow free-form answers, testing the model’s ability to produce coherent, grounded responses despite the evaluation challenges posed by linguistic variability (Zhang et al., 2025). **MCQs** provide objective, reproducible evaluation, with plausible distractors designed to test fine-grained discrimination skills. **T/F** questions directly target hallucination and factual grounding. By including two per image, we measure both false positives (asserting details not present) and false negatives (missing present content) (Li et al., 2023).

We complement the three QA types with **semantic** ( $\Sigma$ ) and **cognitive** ( $\Xi$ ) profiles of questions. The 11 semantic categories (e.g., location, architecture, cultural heritage), derived by clustering annotator-written questions, align with prior VQA literature (Kafle & Kanan, 2017; Hudson & Manning, 2019). Each question is also labeled with a cognitive tag – *knowledge-based* or *commonsense-based* – aligning with benchmarks that distinguish external knowledge from everyday reasoning (Marino et al., 2019; Schwenk et al., 2022a; Zellers et al., 2019) (details in Appendix A.1).

We used an LLM  $l \in \mathcal{L}$  to generate QAs conditioned on the category  $g \in \mathcal{G}$ , subcategory  $s_j \in \mathcal{C}$ , the image description  $d(I)$ , and the image  $I$ . Formally, we model QA generation as  $G_l(g, s_j, d(I), I) = \{(p_r, a_r, r_r, \sigma_r, \xi_r)\}_{r=1}^4$ , where  $p_r \in \mathcal{P}$  is the  $r$ -th question,  $a_r \in \mathcal{A}$  its answer,  $r_r \in \mathcal{R}$  the rationale (reasoning) for the answer,  $\sigma_r \in \Sigma$  the semantic label, and  $\xi_r \in \Xi$  the cognitive label. During QA generation, some images triggered content filters and were excluded from the final dataset. For each image  $I \in \mathcal{I}'''$ , the per-image QA set is  $\mathcal{S}(I) = \{(p_r, a_r, r_r, \sigma_r, \xi_r)\}_{r=1}^4$ . At country-level  $c$ , QA set is  $\mathcal{S}_c = \bigcup_{I \in \mathcal{I}_c'''} \mathcal{S}(I)$ .

and hence the global QA set is obtained by aggregating across all countries, i.e.,  $\mathcal{S} = \bigcup_c \mathcal{S}_c$ , totalling **0.92M** images.

## 2.5 SPEECH GENERATION/RECORDING

The goal of the Spoken-QA task is to enable natural LLM interaction (speech-in  $\rightarrow$  text-out) by leveraging acoustic cues. As large-scale natural spoken data is difficult to acquire, we utilize the XTTS-v2<sup>3</sup> (Casanova et al., 2024) model for speech synthesis in English and MSA. A smaller, high-quality benchmark set was manually recorded. Due to the lack of robust Arabic dialectal TTS models, our focus remains on English and MSA.

**Generation.** We created high-quality **reference voice resources** to enable speech generation. For English, we sampled 5–8 seconds segments from LibriTTS (Zen et al., 2019), selecting 10 utterances per speaker from 35 speakers, yielding 337 segments. For Arabic, we created a reference voice bank from QASR (Mubarak et al., 2021) and ADI17 (Shon et al., 2020), covering MSA and multiple dialects. Using the same 5–8 s criterion, we obtained 389 segments from 40 speakers in QASR and 69 manually reviewed segments from 7 unique ADI-17 speakers. For each question, we generated three audio samples in English and one in MSA, conditioned on randomly selected reference speakers. In future, we plan to extend this with more samples and additional dialects.

**Recording.** To complement synthetic speech, we collected a benchmark set of **human-recorded spoken QA** in English and MSA covering country-specific questions. Native Arabic and fluent English speakers recorded open-ended and true/false questions using our in-house platform under natural conditions, similar to (Alam et al., 2025a). This effort resulted in  $\sim 141$  hours of recordings from 26 speakers (13 per language, an average duration of  $\sim 5$  seconds), providing a realistic reference for evaluating spoken QA.

## 2.6 TRANSLATION

We used an in-house LLM-based system to translate English into MSA. For dialects, we compared GPT-4.1 direct translation with a two-step in-house pipeline (English  $\rightarrow$  MSA  $\rightarrow$  Dialect). As shown in Table 8 (Appendix A.5), BLEU scores and native speaker checks favored GPT-4.1, which we adopted for dialectal translation.

## 2.7 QUALITY CHECKING

**Manual Annotation.** We manually annotated a sample of QAs across all countries. QAs were rated for clarity on a five-point Likert scale, except True/False answers, which used a three-point scale. Annotators provided justifications for low scores. Rationales were also evaluated along two combined dimensions: (i) clarity & informativeness, and (ii) plausibility & faithfulness (Wang et al., 2023; Huang et al., 2023; Agarwal et al., 2024; Kmainasi et al., 2025). Annotation was conducted by native Arabic speakers using a dedicated interface, designed guidelines and expert supervision, with continuous quality checks. In total, 3,000 samples from six countries were annotated, yielding  $\sim 24K$  annotations ( $3,000 \times 4$  QAs  $\times 2$  annotators).

**LLM-based Annotation.** We further employed Gemini-2.5-Pro and Llama-4-Scout-17B-16E-Instruct to replicate the human annotation tasks. Using the same guidelines and inputs (image  $I$  and description  $d(I)$ ), the models generated annotations for 34,930 samples (complete test split) across all 18 countries.

**Annotation Agreement** All QA evaluation metrics were rated on Likert scales, with the average of two annotators reported per item. To measure *inter-annotator* agreement on ordinal scales, we used the  $r_{wg(j)}^*$  index (James et al., 1984). In Table 2 (Appendix A.2), we reports both the human- and LLM-based annotators across open-ended, MCQ, and T/F types (LLMs evaluated on 18 and human on 6 countries). Our results show near-perfect agreement in answer consistency for T/F questions (LLMs: 0.97, humans: 0.99). MCQ

<sup>3</sup><https://huggingface.co/coqui/XTTS-v2>

scores are also very strong (LLMs: 0.87, humans: 0.95), while open-ended responses are slightly lower. The  $r_{wg(j)}^*$  scores for answer quality in open-ended questions are 0.78 and 0.95 for LLMs and humans, respectively. Table 2 also reports the scores for question quality and rationales in both Likert scale and  $r_{wg(j)}^*$  indices. These results confirm strong annotation consistency and high-quality QA pairs and rationales.

**LLM-Human Agreement.** We assessed the alignment between LLM annotations and human judgments across all QA formats. The correlations for question quality, answer quality, rationale plausibility & faithfulness, and rationale clarity & informativeness are 0.93, 0.87, 0.86, and 0.93, respectively, showing that LLMs can serve as reliable complementary annotators for quality assessment.

**Recording Quality:** We evaluated generated and human-recorded audio for English and MSA using three standard metrics: (i) Word Error Rate (WER) for transcription accuracy, using Whisper-small (Radford et al., 2023); (ii) Speaker Cosine Similarity (SpkCos) for speaker consistency, based on embeddings from spkrec-ecapa-voxceleb (Ravanelli et al., 2021); and (iii) NISQA (Mittag et al., 2021), which predicts overall perceptual quality, including naturalness and distortion.

The quality evaluation (Appendix 3) reveals that generated English speech exhibits high perceptual quality (NISQA: 4.33), while Arabic is moderate (NISQA: 3.68), similar SpkCos indicates speaker consistency in both language. The significantly higher WER for generated Arabic confirms limitations in the speech synthesis model, not the Whisper transcription model. In contrast, for human recording, both English and Arabic audio show a high WER. This is a critical as it reflects the natural complexities of real-world speech such as varying accents, background noise, among others that are not present in generated audio.

## 2.8 DATA ANALYSIS AND STATS

Figure 3 summarizes the key statistics of **OASIS**, which spans 18 MENA countries across text, speech, and image modalities. The dataset includes 3.7M QAs (open-ended, MCQ, T/F) in four language varieties, totaling  $\sim 14.8$ M QA pairs. It exhibits balanced country coverage, with totals ranging from  $\sim 36$ K (Qatar) to  $\sim 64$ K (Morocco) (median  $\sim 53$ K). Category representation is generally consistent (1–2.3K images per country), with notable cultural peaks (e.g., *Traditional & Regional Cuisines*) and lows (e.g., *Clothing & Fashion*).

Detailed country and subcategory statistics are provided in Tables 6, and 7, in Appendix A.4.

**Audio.** The synthesized audio spans  $\sim 20,279$  hours in English and MSA, with average QA durations of 5s (English) and 6s (MSA), closely matching human recordings. Human recordings total  $\sim 141$  hours from 20 speakers across 9 countries. On average, each audio file corresponds to  $\sim 52$  tokens, considering  $\sim 10$  tokens per second of speech (Yeo et al., 2025; Guo et al., 2025).

**Images.** The image set has an average resolution of  $1000 \times 1226$  px (width 372–2185, height 453–2415), confirming high visual quality. Tokens are computed tile-wise: each  $512 \times 512$  tile contributes 85 base tokens plus 170 per tile, from which we derive both per-image and global totals.

**Data split.** Table 9 (in Appendix) reports the train, dev, test set splits for each country. Splits were created via subcategory-wise stratification, with  $\sim 3.76\%$  allocated to dev and test (about 2K samples per country,  $\sim 34$ K total per split), and the remainder to training. A subset of the test set was human recorded and QAs manually checked.

## 3 EXPERIMENTS

**Models:** We evaluated six models from closed and open families: **GPT-4.1**, **GPT-5**, and **Gemini-2.5-Pro** (closed), and **Qwen-2.5-7B**, **Qwen-2.5-3B**, and **Phi-4** (open). This selection covers capabilities from frontier models to smaller, more accessible open-source ones.

Table 1: Evaluation results across languages and modalities. **F1** = F1 BERTScore, **Judge** = LLM-as-judge score, **Acc** = accuracy, **T** = text, **T+I** = text+image. Gemini = Gemini-2.5-pro. Underlined values denote the best text-only performance for each dialect, while bold values indicate the best text+image performance for Open-Ended Judge, MCQ, and True/False.

Model	Modality	English					MSA				
		OE (F1)	OE (Judge)	MCQ (Acc)	TF1 (Acc)	TF2 (Acc)	OE (F1)	OE (Judge)	MCQ (Acc)	TF1 (Acc)	TF2 (Acc)
GPT-4.1	T	0.60	6.26	0.82	0.63	0.77	0.58	6.36	0.75	0.69	0.66
	T+I	0.73	<b>8.60</b>	<b>0.98</b>	0.97	<b>0.99</b>	0.62	<b>8.36</b>	0.96	0.96	0.98
GPT-5	T	0.61	<u>6.39</u>	0.80	0.58	0.84	0.55	<u>6.39</u>	0.74	0.78	0.56
	T+I	0.66	8.46	0.98	0.97	<b>0.99</b>	0.57	8.10	0.97	0.97	0.98
Gemini	T	0.57	5.50	0.77	0.76	0.71	0.54	5.69	<u>0.74</u>	0.71	0.74
	T+I	0.63	7.14	0.97	0.93	0.98	0.56	6.90	0.96	0.94	0.98
Qwen-7B	T	0.57	5.11	0.70	0.61	0.64	0.53	4.45	0.56	0.77	0.41
	T+I	0.64	5.10	0.97	<b>0.98</b>	0.98	0.55	4.45	0.91	0.96	0.94
Phi-4	T	0.55	5.01	0.66	0.43	0.78	0.51	3.71	0.50	0.61	0.54
	T+I	0.59	6.22	0.86	0.85	0.95	0.51	4.16	0.67	0.89	0.63
Qwen-3B	T	0.54	4.78	0.67	0.54	0.73	0.52	3.84	0.48	0.83	0.36
	T+I	0.50	5.27	0.35	0.97	0.97	0.52	4.91	0.39	0.96	0.87
FT (Qwen-2.5-3B)	T	0.73	<u>6.39</u>	<u>0.92</u>	<u>0.91</u>	<u>0.88</u>	0.64	5.85	0.89	0.90	0.86
	T+I	0.78	8.29	<b>0.98</b>	<b>0.98</b>	<b>0.99</b>	0.67	7.47	<b>0.97</b>	<b>0.97</b>	<b>0.98</b>
		Egyptian Arabic					Levantine Arabic				
GPT-4.1	T	0.56	6.07	0.61	0.72	0.57	0.57	6.41	0.71	0.74	0.55
	T+I	0.62	<b>8.30</b>	<b>0.81</b>	0.95	<b>0.98</b>	0.62	<b>8.39</b>	<b>0.92</b>	0.96	<b>0.98</b>
GPT-5	T	0.53	<u>6.18</u>	0.60	0.82	0.44	0.55	6.31	0.70	0.83	0.44
	T+I	0.55	7.86	<b>0.81</b>	0.96	0.98	0.57	8.03	<b>0.92</b>	0.97	<b>0.98</b>
Gemini	T	0.51	5.42	0.58	0.66	0.75	0.52	5.60	0.70	0.70	0.74
	T+I	0.52	6.62	<b>0.81</b>	0.93	0.97	0.55	6.85	<b>0.92</b>	0.94	<b>0.98</b>
Qwen-7B	T	0.48	4.07	0.45	0.75	0.45	0.49	4.23	0.55	0.80	0.40
	T+I	0.49	5.70	0.75	0.94	0.90	0.51	5.76	0.87	0.95	0.93
Phi-4	T	0.46	2.94	0.39	0.66	0.47	0.47	3.24	0.45	0.70	0.48
	T+I	0.46	3.56	0.49	0.85	0.45	0.48	3.76	0.61	0.89	0.46
Qwen-3B	T	0.47	3.21	0.36	0.81	0.33	0.49	3.60	0.44	0.82	0.37
	T+I	0.45	4.18	0.27	0.95	0.75	0.46	4.32	0.32	0.96	0.81
FT (Qwen-2.5-3B)	T	0.64	5.85	<u>0.72</u>	0.89	0.84	0.64	5.96	0.84	0.90	0.85
	T+I	0.67	7.35	0.79	<b>0.97</b>	0.97	0.67	7.56	0.91	<b>0.97</b>	<b>0.98</b>

**Benchmarking Setup:** All models are evaluated in a zero-shot setting under four input configurations: *T*, *S*, *T+I*, and *S+I*, with outputs always in text. We consider four task types per item: open-ended generation, MCQ, and two T/F variants (TF1, TF2). Since manual recordings cover only part of the test set, *S* and *S+I* evaluations are limited to items with open-ended and both T/F recordings (Table 5). We ran experiments based on each model’s supported inputs, resulting in **108 distinct configurations** across models, modalities, and languages varieties (See Table 10 in Appendix). Moreover, we fine-tuned the omni Qwen2.5-3b-omni with input combinations: *S+I*, *T+I*, *T*, and *S*. We also explored ASR transcripts ( $T_r$ ) with speech. To ensure comparability, we fixed the prompt template and response schema for each task, kept decoding identical across models (temperature = 0, top-p = 1.0, fixed maximum output length).

**Training Setup:** Given the global *OASIS* dataset  $\mathcal{S}$  and the training split  $\mathcal{S}_{tr}$ . We use  $N_{tr} = 859.6K$  base training images with  $q_0 = 4$  questions per image; for language varieties  $\mathcal{V} = \{en, msa, arz, ajp\}$  with input-modality counts  $|\mathcal{M}_{en}| = |\mathcal{M}_{msa}| = 4$  and  $|\mathcal{M}_{arz}| = |\mathcal{M}_{ajp}| = 2$ , the number of training datapoints is  $|\mathcal{S}_{tr}| = N_{tr} \times q_0 \times \sum_{v \in \mathcal{V}} |\mathcal{M}_v| = 859.6K \times 4 \times (4+4+2+2) \approx 41.26M$ . Due to compute limits, we fine-tune on 6.67% of  $\mathcal{S}_{tr}$  ( $\approx 2.75M$  datapoints), using Qwen2.5-3B with LoRA ( $r=16$ ,  $\alpha=32$ ), a learning rate of  $2 \times 10^{-5}$ , a maximum sequence length of 3072 tokens, and a single training epoch.

**Evaluation and Metrics.** We evaluate model performance on the *OASIS* test set using standard QA metrics. For semantic similarity, we report BERTScore F1 (Zhang et al., 2020). For open-ended questions, we use GPT-4.1 as LLM-as-judge following MT-Bench (Zheng et al., 2023), where responses are rated on a 1 to 10 rubric (helpfulness, relevance, accuracy, faithfulness). For MCQ and T/F questions, we compute accuracy.

## 4 RESULTS

Table 1 comprehensively reports model performance across modalities, languages, and dialects (using BERTScore F1, LLM-as-judge, and accuracy). The results consistently show multimodal gains, near-ceiling



accuracy on constrained tasks when images are present, and a narrowing of cross-lingual/dialect gaps. These strong initial findings motivate the subsequent analysis of modality impact and fine-tuning. We draw the following key observations:

**Image Modality: Shifting the Bottleneck** Providing the image yields large, consistent gains across all models. On constrained tasks (MCQ/TF), accuracies reach near ceiling (typically  $\geq 0.93$ ). For open-ended answers, LLM-as-judge scores improve significantly (about 1–2+ points), while BERTScore gains are modest. This indicates that visual evidence resolves recognition/grounding, shifting the primary bottleneck to faithful answer generation. Under multimodality, model rankings compress on simpler tasks, motivating the need for more complex, reasoning-dependent vision items to differentiate strong systems.

*Why does visual grounding help?* In text-only settings, MSA faces a large language burden due to complex morphology, orthographic variability, and data sparsity, which amplify ambiguity (e.g., in referents and attributes). Providing the image offloads this burden by disambiguating referents and constraining plausible answers, leading to near-ceiling accuracy on constrained tasks. Open-ended quality also increases, primarily via the judge metric, confirming better factual grounding. The small remaining gap between the English and MSA, likely stems from MSA generation issues (word choice, agreement) rather than failures in scene understanding.

*Does grounding equalize dialectal difficulty?* Dialects suffer a disadvantage in text-only settings due to low-resourcedness and linguistic complexity, leading to lower scores than MSA. Visual grounding mitigates this “language burden”, anchoring the context and constraining answers. This results in increase in constrained task accuracy. As a result, the dialectal gap to MSA substantially narrows. While Levantine nearly converges with MSA, a slight residual MCQ gap for Egyptian suggests a dialect-specific generation issue rather than a failure of visual understanding.

**Closed versus Open Models** Closed models perform significantly better than open models even in text-only settings, often achieving scores closer to the gold standard (e.g., GPT-4.1 vs. Qwen-2.5-7B on English and MSA MCQ). This suggests closed models leverage strong world knowledge and priors or benefit from broader pretraining and instruction tuning to make educated guesses and narrow the hypothesis space without visual evidence. This correctness without the image likely reflects priors and heuristics rather than genuine visual understanding, posing a deployment risk – models may answer confidently without grounding, increasing the chance of hallucination.

**Which metric best reflects post-grounding quality?** Results across all metrics consistently show that adding images helps. While MCQ and T/F tasks quickly saturate to near-ceiling accuracy, the LLM-as-judge score for open-ended answers increases substantially and retains headroom, making it the most informative signal for post-grounding quality and faithfulness. BERTScore, by contrast, improves only modestly and primarily reflects surface overlap. Practically, we use MCQ/TF as a basic check that the model is utilizing the image, and rely on LLM-as-judge to compare strong systems and analyze residual errors.

**Speech vs. Text Modalities:** Given the same query, **T** consistently outperforms **Tr** and **S** (See Figure 4). This is attributed to a two-stage noise stack in the speech data: (i) acoustic noise makes mapping raw **S** to the model’s language space harder, and (ii) both ASR errors and normalization introduces noise (substitutions, formatting artifacts) in **Tr**, making it inferior to clean **T**. Details results in Appendix D, Table 12.

*Can visual grounding erase the input-channel penalty when the question is inherently visual?* Adding the image acts as a modality equalizer, recovering most of the performance loss from speech/transcripts and bringing them closer to original text. **I** supplies channel-agnostic evidence that anchors entities and attributes, allowing the model to override acoustic and ASR noise. Consequently, the **S**→**S+I** input shows the largest gains, as the image reinstates critical cues and narrows the decoding search space.

**Fine-tuning and Findings:** Fine-tuning the Qwen2.5-3B model with the multimodal data transforms it into a stable multimodal responder (See Figure 4). This yields gains across all input channels, with the largest

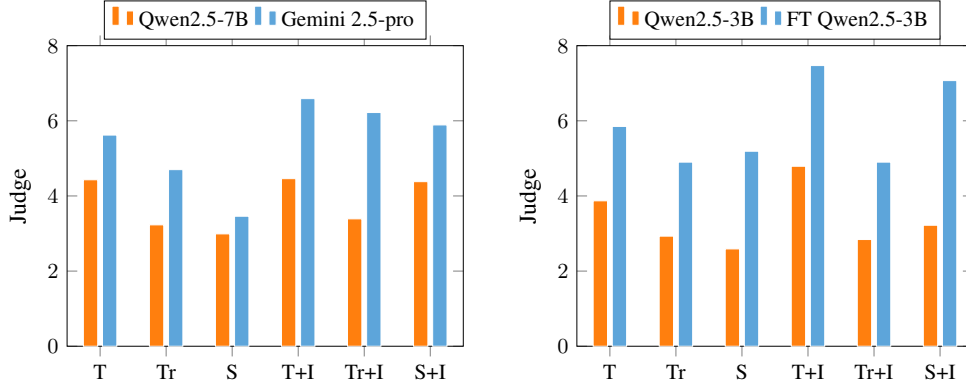


Figure 4: MSA Judge scores across modalities. Left: Qwen2.5-7B vs Gemini 2.5-pro. Right: Qwen2.5-3B vs its fine-tuned variant. English results are in the Appendix.

improvements seen in the raw speech and transcript. With images, **S+I** and **Tr+I** performance converges with **T+I** in English. Crucially, fine-tuning eliminates the fragility of **Tr+I** seen in the base model, indicating improved vision–text fusion and enhanced robustness to ASR artifacts. In summary, fine-tuning specifically stabilizes cross-modal alignment, making the small model competitive, especially with audio inputs.

Our findings confirm that image-centric questions are best answered when models “*see what the user sees*”. Visual grounding drives large, systematic gains across all models and languages, effectively narrowing cross-lingual and dialect gaps. This process shifts residual errors from perception to faithful answer generation.

For evaluation, we recommend reporting  $\Delta(\text{Text} \rightarrow \text{Image})$  alongside absolute metrics, and supplementing LLM-as-judge with calibration probes (ECE, Brier) to avoid over-reliance on saturated MCQ/TF scores. Future progress requires harder, visually confounded items (e.g., occlusions) and training that strengthens cross-modal alignment, particularly where the image acts as a strong equalizer for speech and transcripts.

## 5 RELATED WORK

**Omni – Large Multimodal Models.** Recent “omni” LMMs unify text, vision, audio, and video within a single architecture. Examples include QWEN2.5-OMNI (Xu et al., 2025), Phi-4 (Abdin et al., 2024), and closed models such as Gemini (Team et al., 2023). These systems handle diverse inputs and generate text or speech; For instance, QWEN2.5-OMNI employs a *Thinker–Talker* design with time-aligned multimodal encoding, achieving strong results on OmniBench (Li et al., 2024b). Microsoft’s PHI-4-MULTIMODAL extends the Phi-4 recipe to vision–audio–text with multilingual reasoning, while earlier efforts such as KOSMOS-2 (Peng et al., 2023) foreshadowed this omni-modal direction. These models natively support our input regimes ( $T$ ,  $T+I$ ,  $S$ ,  $S+I$ ) with text outputs, but multilingual coverage, especially for Arabic, remains limited.

**Frameworks and Datasets.** Recent work has addressed culturally grounded multimodal resources, primarily through: (i) translating English corpora (PALO), (ii) curating multilingual resources (Maya, Pangea), or (iii) adding speech to vision datasets (SPEECH-COCO). Examples include: Multilingual/Multimodal: PALO (translated image-text to 10 languages), Maya (8-language multimodal corpus), and Pangea (6M examples across 39 languages). Speech/ASR: SPEECH-COCO ( $\sim 600k$  spoken captions) and large ASR/ST resources like Common Voice and CoVoST 2. *Arabic-centric resources* are scarce, mostly image–text, such as CAMEL-Bench ( $\sim 29k$  VQA items) and Pearl ( $\sim 309k$  items for cultural understanding).

Our contribution differs by providing a unified framework for four modality setups ( $T$ ,  $T+I$ ,  $S$ ,  $S+I$ ), explicitly including dialect-aware Arabic alongside English, and offering a benchmark aligned for reproducible multi-model comparison (Table 14). We validate utility through baseline fine-tuning.

## 6 CONCLUSIONS AND FUTURE WORK

This paper presents the language-independent *EverydayMMQA* framework and the resulting *OASIS* dataset. *OASIS* is a large-scale, tri-modal resource covering 18 Arabic-speaking countries, comprising  $\approx 0.92$ M images, 14.8M QAs, and 3.7M spoken QAs. We demonstrate its utility by benchmarking models and showing that a fine-tuned model consistently achieves higher accuracy on cultural knowledge, especially when questions are image-grounded (text+image, transcription+image, speech+image). Future work will focus on utilizing the full training set.

## 7 ETHICS STATEMENT

We do not foresee ethical concerns arising from this work. Images were collected in accordance with public-use licensing. For the manual recordings and annotations, contributors were compensated at standard hourly rates and were fully briefed on the tasks in advance.

## 8 REPRODUCIBILITY STATEMENT

We made every effort to ensure reproducibility. The main paper details the *EverydayMMQA* framework and the construction of *OASIS*, along with the training and evaluation setups. Appendices C.1, C.3, and C.4 provide the prompt instructions used to build *OASIS*, while Appendix C.2 outlines query preprocessing and ablation configurations. To further support replication, we include source code and scripts in the supplementary materials, and we will release all resources publicly<sup>4</sup>.

## 9 LIMITATIONS

Due to computational resource constraints, we were unable to train models on the full dataset. With access to larger compute capacity, future work will leverage the complete dataset to fully explore its potential and further assess the benefits of large-scale multimodal training.

## 10 LLM USAGE

We primarily employed large language models as assistive tools for grammar and style refinement, and used GitHub Copilot for coding support.

## REFERENCES

- Marah Abdin, Jyoti Aneja, Harkirat Behl, Sébastien Bubeck, Ronen Eldan, Suriya Gunasekar, Michael Harrison, Russell J Hewett, Mojan Javaheripi, Piero Kauffmann, et al. Phi-4 technical report. *arXiv preprint arXiv:2412.08905*, 2024.
- Chirag Agarwal, Sree Harsha Tanneru, and Himabindu Lakkaraju. Faithfulness vs. plausibility: On the (un)reliability of explanations from large language models. *arXiv preprint arXiv:2402.04614*, 2402.04614, March 2024. doi: 10.48550/arXiv.2402.04614. URL <http://arxiv.org/abs/2402.04614>.
- Firoj Alam, Md Arif Hasan, and Shammur Absar Chowdhury. SpokenNativQA: Multilingual everyday spoken queries for llms. *arXiv preprint arXiv:2505.19163*, 2025a.

<sup>4</sup>anonymous.com

- Firoj Alam, Md Arid Hasan, Sahinur Rahman Laskar, Mucahid Kutlu, and Shammur Absar Chowdhury. NativQA framework: Enabling llms with native, local, and everyday knowledge. *arXiv preprint arXiv:2504.05995*, 2025b.
- Fakhraddin Alwajih, Samar Mohamed Magdy, Abdellah El Mekki, Omer Nacar, Youssef Nafea, Safaa Taher Abdelfadil, Abdulfattah Mohammed Yahya, Hamzah Luqman, Nada Almarwani, Samah Aloufi, et al. Pearl: A multimodal culturally-aware arabic instruction dataset. *arXiv preprint arXiv:2505.21979*, 2025.
- Amith Ananthram, Elias Stengel-Eskin, Mohit Bansal, and Kathleen McKeown. See It from My Perspective: How Language Affects Cultural Bias in Image Understanding. In *International Conference on Learning Representations (ICLR)*, 2025. URL <https://openreview.net/forum?id=Xbl6t6zxZs>.
- Edresson Casanova, Kelly Davis, Eren Gölge, Gökem Gökner, Iulian Gulea, Logan Hart, Aya Aljafari, Joshua Meyer, Reuben Morais, Samuel Olayemi, et al. XTTS: a massively multilingual zero-shot text-to-speech model. In *Proc. Interspeech 2024*, pp. 4978–4982, 2024.
- Soravit Changpinyo, Linting Xue, Michal Yarom, Ashish Thapliyal, Idan Szpektor, Julien Amelot, Xi Chen, and Radu Soricut. MaXM: Towards multilingual visual question answering. In Houda Bouamor, Juan Pino, and Kalika Bali (eds.), *Findings of the Association for Computational Linguistics: EMNLP 2023*, pp. 2667–2682, Singapore, December 2023. Association for Computational Linguistics. doi: 10.18653/v1/2023.findings-emnlp.176. URL <https://aclanthology.org/2023.findings-emnlp.176/>.
- Luca Collini, Baleegh Ahmad, Joey Ah-kiow, and Ramesh Karri. Marvel: Multi-agent rtl vulnerability extraction using large language models. *arXiv preprint arXiv:2505.11963*, 2025.
- Sara Ghaboura, Ahmed Heakl, Omkar Thawakar, Ali Husain Salem Abdulla Alharthi, Ines Riahi, Abduljalil Radman, Jorma Laaksonen, Fahad Shahbaz Khan, Salman Khan, and Rao Muhammad Anwer. CAMEL-bench: A comprehensive Arabic LMM benchmark. In Luis Chiruzzo, Alan Ritter, and Lu Wang (eds.), *Findings of the Association for Computational Linguistics: NAACL 2025*, pp. 1970–1980, Albuquerque, New Mexico, April 2025. Association for Computational Linguistics. ISBN 979-8-89176-195-7. doi: 10.18653/v1/2025.findings-naacl.105. URL <https://aclanthology.org/2025.findings-naacl.105/>.
- Yiwei Guo, Zhihan Li, Hankun Wang, Bohan Li, Chongtian Shao, Hanglei Zhang, Chenpeng Du, Xie Chen, Shujie Liu, and Kai Yu. Recent advances in discrete speech tokens: A review. *arXiv preprint arXiv:2502.06490*, 2025.
- Kaiming He, Xiangyu Zhang, Shaoqing Ren, and Jian Sun. Deep residual learning for image recognition. In *Proceedings of the IEEE conference on computer vision and pattern recognition*, CVPR ’16, pp. 770–778. IEEE, 2016.
- Fan Huang, Haewoon Kwak, and Jisun An. Chain of explanation: New prompting method to generate quality natural language explanation for implicit hate speech. In *Companion Proceedings of the ACM Web Conference 2023*, pp. 90–93, 2023.
- Drew A. Hudson and Christopher D. Manning. Gqa: A new dataset for real-world visual reasoning and compositional question answering. In *Proceedings of the IEEE/CVF Conference on Computer Vision and Pattern Recognition (CVPR)*, 2019. URL [https://openaccess.thecvf.com/content\\_CVPR\\_2019/papers/Hudson\\_GQA\\_A\\_New\\_Dataset\\_for\\_Real-World\\_Visual\\_Reasoning\\_and\\_Compositional\\_CVPR\\_2019\\_paper.pdf](https://openaccess.thecvf.com/content_CVPR_2019/papers/Hudson_GQA_A_New_Dataset_for_Real-World_Visual_Reasoning_and_Compositional_CVPR_2019_paper.pdf).
- Lawrence R James, Robert G Demaree, and Gerrit Wolf. Estimating within-group interrater reliability with and without response bias. *Journal of applied psychology*, 69(1):85, 1984.

- Kushal Kafle and Christopher Kanan. An analysis of visual question answering algorithms. In *Proceedings of the IEEE International Conference on Computer Vision (ICCV)*, 2017. URL [https://openaccess.thecvf.com/content\\_ICCV\\_2017/papers/Kafle\\_An\\_Analysis\\_of\\_ICCV\\_2017\\_paper.pdf](https://openaccess.thecvf.com/content_ICCV_2017/papers/Kafle_An_Analysis_of_ICCV_2017_paper.pdf).
- Mohamed Bayan Kmainasi, Abul Hasnat, Md Arid Hasan, Ali Ezzat Shahroor, and Firoj Alam. MemeIntel: Explainable detection of propagandistic and hateful memes. *arXiv preprint arXiv:2502.16612*, 2025.
- Cheng Li, Damien Teney, Linyi Yang, Qingsong Wen, Xing Xie, and Jindong Wang. CulturePark: Boosting cross-cultural understanding in large language models. In A. Globerson, L. Mackey, D. Belgrave, A. Fan, U. Paquet, J. Tomczak, and C. Zhang (eds.), *Advances in Neural Information Processing Systems*, volume 37, pp. 65183–65216, 2024a.
- Yifan Li, Yifan Du, Kun Zhou, Jinpeng Wang, Wayne Xin Zhao, and Ji-Rong Wen. Evaluating object hallucination in large vision-language models. In *Proceedings of the 2023 Conference on Empirical Methods in Natural Language Processing*, pp. 292–305, 2023.
- Yizhi Li, Ge Zhang, Yinghao Ma, Ruibin Yuan, Kang Zhu, Hangyu Guo, Yiming Liang, Jiaheng Liu, Jian Yang, Siwei Wu, et al. Omnibench: Towards the future of universal omni-language models. *arXiv*, 2024b.
- Yuan Liu, Haodong Duan, Yuanhan Zhang, Bo Li, Songyang Zhang, Wangbo Zhao, Yike Yuan, Jiaqi Wang, Conghui He, Ziwei Liu, et al. Mmbench: Is your multi-modal model an all-around player? In *European conference on computer vision*, pp. 216–233. Springer, 2024.
- Kenneth Marino, Mohammad Rastegari, Ali Farhadi, and Roozbeh Mottaghi. Ok-vqa: A visual question answering benchmark requiring external knowledge. In *Proceedings of the IEEE/CVF Conference on Computer Vision and Pattern Recognition (CVPR)*, 2019. URL [https://openaccess.thecvf.com/content\\_CVPR\\_2019/papers/Marino\\_OK-VQA\\_A\\_Visual\\_Question\\_Answering\\_Benchmark\\_Requiring\\_External\\_Knowledge\\_CVPR\\_2019\\_paper.pdf](https://openaccess.thecvf.com/content_CVPR_2019/papers/Marino_OK-VQA_A_Visual_Question_Answering_Benchmark_Requiring_External_Knowledge_CVPR_2019_paper.pdf).
- Gabriel Mittag, Babak Naderi, Assmaa Chehadi, and Sebastian Möller. NISQA: A deep cnn-self-attention model for multidimensional speech quality prediction with crowdsourced datasets. In *Proc. Interspeech 2021*, pp. 2127–2131, 2021.
- Hamdy Mubarak, Amir Hussein, Shammur Absar Chowdhury, and Ahmed Ali. QASR: QCRI aljazeera speech resource a large scale annotated Arabic speech corpus. In Chengqing Zong, Fei Xia, Wenjie Li, and Roberto Navigli (eds.), *Proceedings of the 59th Annual Meeting of the Association for Computational Linguistics and the 11th International Joint Conference on Natural Language Processing (Volume 1: Long Papers)*, pp. 2274–2285, Online, August 2021. Association for Computational Linguistics. doi: 10.18653/v1/2021.acl-long.177. URL <https://aclanthology.org/2021.acl-long.177>.
- Shravan Nayak, Kanishk Jain, Rabiul Awal, Siva Reddy, Sjoerd Van Steenkiste, Lisa Anne Hendricks, Karolina Stanczak, and Aishwarya Agrawal. Benchmarking vision language models for cultural understanding. In Yaser Al-Onaizan, Mohit Bansal, and Yun-Nung Chen (eds.), *Proceedings of the 2024 Conference on Empirical Methods in Natural Language Processing*, pp. 5769–5790, Miami, Florida, USA, November 2024. Association for Computational Linguistics. doi: 10.18653/v1/2024.emnlp-main.329. URL <https://aclanthology.org/2024.emnlp-main.329/>.
- Genevieve Patterson and James Hays. Sun attribute database: Discovering, annotating, and recognizing scene attributes. In *Proceedings of the IEEE Conference on Computer Vision and Pattern Recognition (CVPR)*, 2012. URL [https://cs.brown.edu/~gmpatter/pub\\_papers/SUN\\_Attribute\\_Database\\_CVPR2012.pdf](https://cs.brown.edu/~gmpatter/pub_papers/SUN_Attribute_Database_CVPR2012.pdf).
- Zhengyuan Peng, Wenhui Wang, Li Dong, Yaru Hao, Shaohan Huang, Shuming Ma, and Furu Wei. Kosmos-2: Grounding multimodal large language models to the world. *arXiv preprint arXiv:2306.14824*, 2023. URL <https://arxiv.org/abs/2306.14824>.

- Jonas Pfeiffer, Gregor Geigle, Aishwarya Kamath, Jan-Martin Steitz, Stefan Roth, Ivan Vulić, and Iryna Gurevych. xgqa: Cross-lingual visual question answering. In *Findings of the Association for Computational Linguistics: ACL 2022*, pp. 2497–2511, 2022.
- Alec Radford, Jong Wook Kim, Tao Xu, Greg Brockman, Christine McLeavey, and Ilya Sutskever. Robust speech recognition via large-scale weak supervision. In *ICML*, pp. 28492–28518. PMLR, 2023.
- Mirco Ravanelli, Titouan Parcollet, Peter Plantinga, Aku Rouhe, Samuele Cornell, Loren Lugosch, Cem Subakan, Nauman Dawalatabad, Abdelwahab Heba, Jianyuan Zhong, et al. SpeechBrain: A general-purpose speech toolkit. *arXiv preprint arXiv:2106.04624*, 2021.
- Dustin Schwenk, Apoorv Khandelwal, Christopher Clark, Kenneth Marino, and Roozbeh Mottaghi. A-okvqa: A benchmark for visual question answering using world knowledge. In *Proceedings of the European Conference on Computer Vision (ECCV)*, 2022a. URL [https://www.ecva.net/papers/eccv\\_2022/papers\\_ECCV/papers/136680141.pdf](https://www.ecva.net/papers/eccv_2022/papers_ECCV/papers/136680141.pdf).
- Dustin Schwenk, Apoorv Khandelwal, Christopher Clark, Kenneth Marino, and Roozbeh Mottaghi. A-OKVQA: A benchmark for visual question answering using world knowledge. In *European conference on computer vision*, pp. 146–162. Springer, 2022b.
- Suwon Shon, Ahmed Ali, Younes Samih, Hamdy Mubarak, and James Glass. ADI17: A fine-grained Arabic dialect identification dataset. In *ICASSP 2020-2020 IEEE International Conference on Acoustics, Speech and Signal Processing (ICASSP)*, pp. 8244–8248. IEEE, 2020.
- Gemini Team, Rohan Anil, Sebastian Borgeaud, Jean-Baptiste Alayrac, Jiahui Yu, Radu Soricut, Johan Schalkwyk, Andrew M Dai, Anja Hauth, Katie Millican, et al. Gemini: a family of highly capable multimodal models. *arXiv preprint arXiv:2312.11805*, 2023.
- Ashmal Vayani, Dinura Dissanayake, Hasindri Watawana, Noor Ahsan, Nevasini Sasikumar, Omkar Thawakar, Henok Biadgign Ademtew, Yahya Hmaiti, Amandeep Kumar, Kartik Kukreja, et al. All languages matter: Evaluating llms on culturally diverse 100 languages. In *Proceedings of the Computer Vision and Pattern Recognition Conference*, pp. 19565–19575, 2025.
- Han Wang, Ming Shan Hee, Md Rabiul Awal, Kenny Tsu Wei Choo, and Roy Ka-Wei Lee. Evaluating GPT-3 generated explanations for hateful content moderation. In *Proceedings of the Thirty-Second International Joint Conference on Artificial Intelligence*, pp. 6255–6263, 2023.
- Tobias Weyand, Andre Araujo, Bingyi Cao, and Jack Sim. Google landmarks dataset v2: A large-scale benchmark for instance-level recognition and retrieval. In *Proceedings of the IEEE/CVF Conference on Computer Vision and Pattern Recognition (CVPR)*, 2020. URL [https://openaccess.thecvf.com/content\\_CVPR\\_2020/papers/Weyand\\_Google\\_Landmarks\\_Dataset\\_v2\\_-\\_A\\_Large-Scale\\_Benchmark\\_for\\_Instance-Level\\_CVPR\\_2020\\_paper.pdf](https://openaccess.thecvf.com/content_CVPR_2020/papers/Weyand_Google_Landmarks_Dataset_v2_-_A_Large-Scale_Benchmark_for_Instance-Level_CVPR_2020_paper.pdf).
- Jin Xu, Zhifang Guo, Jinzheng He, Hangrui Hu, Ting He, Shuai Bai, Keqin Chen, Jialin Wang, Yang Fan, Kai Dang, Bin Zhang, Xiong Wang, Yunfei Chu, and Junyang Lin. Qwen2.5-omni technical report. *arXiv preprint arXiv:2503.20215*, 2025. URL <https://arxiv.org/abs/2503.20215>.
- Jeong Hun Yeo, Hyeonseo Rha, Se Jin Park, and Yong Man Ro. MMS-LLaMA: Efficient llm-based audio-visual speech recognition with minimal multimodal speech tokens. *arXiv preprint arXiv:2503.11315*, 2025.
- Weihaoyu, Zhengyuan Yang, Linjie Li, Jianfeng Wang, Kevin Lin, Zicheng Liu, Xinchao Wang, and Lijuan Wang. Mm-vet: evaluating large multimodal models for integrated capabilities. In *Proceedings of the 41st International Conference on Machine Learning*, pp. 57730–57754, 2024.

- Xiang Yue, Yueqi Song, Akari Asai, Seungone Kim, Jean de Dieu Nyandwi, Simran Khanuja, Anjali Kantharuban, Lintang Sutawika, Sathyanarayanan Ramamoorthy, and Graham Neubig. Pangea: A fully open multilingual multimodal llm for 39 languages. In *The Thirteenth International Conference on Learning Representations*.
- Rowan Zellers, Yonatan Bisk, Ali Farhadi, and Yejin Choi. From recognition to cognition: Visual commonsense reasoning. In *Proceedings of the IEEE/CVF Conference on Computer Vision and Pattern Recognition (CVPR)*, 2019. URL [https://openaccess.thecvf.com/content\\_CVPR\\_2019/papers/Zellers\\_From\\_Recognition\\_to\\_Cognition\\_Visual\\_Commonsense\\_Reasoning\\_CVPR\\_2019\\_paper.pdf](https://openaccess.thecvf.com/content_CVPR_2019/papers/Zellers_From_Recognition_to_Cognition_Visual_Commonsense_Reasoning_CVPR_2019_paper.pdf).
- Heiga Zen, Viet Dang, Rob Clark, Yu Zhang, Ron J Weiss, Ye Jia, Zhifeng Chen, and Yonghui Wu. Libritts: A corpus derived from librispeech for text-to-speech. 2019.
- Tianyi Zhang, Varsha Kishore, Felix Wu, Kilian Q Weinberger, and Yoav Artzi. BERTScore: Evaluating text generation with BERT. In *International Conference on Learning Representations*, 2020.
- Wenxuan Zhang, Mahani Aljunied, Chang Gao, Yew Ken Chia, and Lidong Bing. M3exam: A multilingual, multimodal, multilevel benchmark for examining large language models. *Advances in Neural Information Processing Systems*, 36:5484–5505, 2023.
- Yuhui Zhang, Yuchang Su, Yiming Liu, Xiaohan Wang, James Burgess, Elaine Sui, Chenyu Wang, Josiah Aklilu, Alejandro Lozano, Anjiang Wei, et al. Automated generation of challenging multiple-choice questions for vision language model evaluation. In *Proceedings of the Computer Vision and Pattern Recognition Conference*, pp. 29580–29590, 2025.
- Lianmin Zheng, Wei-Lin Chiang, Ying Sheng, Siyuan Zhuang, Zhanghao Wu, Yonghao Zhuang, Zi Lin, Zhuohan Li, Dacheng Li, Eric Xing, et al. Judging llm-as-a-judge with mt-bench and chatbot arena. *Advances in neural information processing systems*, 36:46595–46623, 2023.
- Bolei Zhou, Agata Lapedriza, Aditya Khosla, Aude Oliva, and Antonio Torralba. Places: A 10 million image database for scene recognition. *IEEE Transactions on Pattern Analysis and Machine Intelligence*, 40(6):1452–1464, 2018. doi: 10.1109/TPAMI.2017.2723009. URL [https://places2.csail.mit.edu/PAMI\\_places.pdf](https://places2.csail.mit.edu/PAMI_places.pdf).

## APPENDIX

### A DETAILS OF THE *EverydayMMQA* AND *OASIS*

#### A.1 SEMANTIC AND COGNITIVE PROFILE FOR QA

We complement the three QA types with a **semantic** and **cognitive** profile of questions grounded in the image content. To obtain semantic type information, we selected two images per subcategory and manually wrote questions. For each image, annotators (several authors of the paper) independently inspected the content and drafted candidate questions. We then clustered the questions by semantic similarity across annotators and prompted an LLM to assign free-form labels. The resulting clusters were assigned one or more of the following labels: (*Location & place identification*; *Scene interpretation & context*; *Architectural features & functions*; *Cultural significance & heritage*; *Traditional clothing & attire*; *Tourism & cultural activities*; *Event & activity type*; *Objects, animals & food recognition*; *National symbols & identity*; *Visual attributes*; *Recreational activities & facilities*). This follows prior VQA practice of organizing questions by *semantic types* to enable targeted analysis (Kafle & Kanan, 2017; Hudson & Manning, 2019). In parallel, each question received a *cognitive focus* tag, either *knowledge-based* (requiring external/world knowledge)

or *commonsense-based* (requiring everyday reasoning), which is in line with benchmarks that explicitly separate knowledge-intensive and commonsense reasoning (Marino et al., 2019; Schwenk et al., 2022a; Zellers et al., 2019). Our semantic labels also align with established vision domains widely used for scene/place, attributes, and landmarks (Zhou et al., 2018; Patterson & Hays, 2012; Weyand et al., 2020), facilitating transfer and comparison.

## A.2 ANNOTATION AGREEMENT FOR QA

We adopt the  $r_{wg(j)}^*$  index (James et al., 1984) to measure agreement on ordinal Likert ratings. This compares observed variance in annotator ratings to the maximum possible variance under complete disagreement:  $r_{wg(j)}^* = 1 - \frac{S_X^2}{\sigma_{mv}^2}$ , where  $S_X^2$  is the observed variance and maximum variance,  $\sigma_{mv}^2$ . For the 5-point Likert scale,  $\sigma_{mv}^2 = 0.5(X_U^2 + X_L^2) - [0.5(X_U + X_L)]^2$ , with  $X_U = 5$  and  $X_L = 1$ .

In Table 2, we report annotation agreement based on the Likert scale values for both human- and LLM-based annotations across three QA types such as open-ended, MCQ, and true/false (T/F) with LLMs evaluated across 18 countries and humans across 6 countries. Unless noted, quality means (A.Q., Q.Q., R.C.I., R.P.F.) are on a 1–5 scale; the T/F answer quality (A.Q.) uses a 1–3 scale. After linear rescaling, LLM T/F A.Q. of 2.90–2.95 (1–3) corresponds to approximately 4.80–4.90 on a 1–5 scale, and human T/F A.Q. of  $\sim 2.99$ –3.00 maps to  $\sim 4.99$ –5.00 indicating higher agreement for binary answers. MCQ remains very strong across all mean quality dimensions ( $\approx 4.64$ –4.95 on 1–5), with open-ended close behind.  $rwg^*$  score (0–1 scale) is uniformly high,  $\sim 0.79$ –0.99 for LLMs and  $\sim 0.95$ –0.99 for humans, with humans generally higher, especially on T/F. Overall, the high agreement scores suggest strong annotation consistency and high-quality QA pairs and rationales.

Table 2: Annotation agreement scores for LLM and human annotations. The values for answer and question qualities, such as A.Q. and Q.Q., range between 1-5 except A.Q. for true/false 1-3. The values  $r_{wg}^*$  scores ranges between 0-1. A.Q. = Answer Quality Mean, A.Q.  $r_{wg}^*$  = Answer Quality Inter-rater Agreement ( $r_{wg}^*$ ), Q.Q. = Question Quality Mean, Q.Q.  $r_{wg}^*$  = Question Quality Inter-rater Agreement ( $r_{wg}^*$ ), R.C.I. = Rationale Clarity & Informativeness Mean, R.C.I.  $r_{wg}^*$  = Rationale Clarity & Informativeness Inter-rater Agreement ( $r_{wg}^*$ ), R.P.F. = Rationale Plausibility & Faithfulness Mean, R.P.F.  $r_{wg}^*$  = rationale plausibility & faithfulness inter-rater agreement ( $r_{wg}^*$ ).

QA Type	A.Q.	A.Q. $r_{wg}^*$	Q.Q.	Q.Q. $r_{wg}^*$	R.C.I.	R.C.I. $r_{wg}^*$	R.P.F.	R.P.F. $r_{wg}^*$
<b>LLM-based Annotation (18 countries)</b>								
Open-ended	4.680	0.788	4.916	0.958	4.938	0.979	4.756	0.834
MCQ	4.823	0.868	4.926	0.963	4.949	0.979	4.839	0.880
T/F-0	2.898	0.963	4.947	0.973	4.967	0.986	4.874	0.902
T/F-1	2.945	0.980	4.969	0.984	4.982	0.993	4.922	0.940
<b>Human Annotation (6 countries)</b>								
Open-ended	4.707	0.951	4.714	0.955	4.645	0.948	4.650	0.945
MCQ	4.725	0.956	4.722	0.956	4.638	0.953	4.667	0.950
T/F-0	2.993	0.997	4.662	0.957	4.688	0.958	4.649	0.953
T/F-1	2.997	0.998	4.173	0.961	4.661	0.955	4.629	0.955

## A.3 QA AUDIO

**Audio Question Evaluation.** We assessed audio quality using four standard metrics: (i) Word Error Rate (WER) for transcription accuracy, computed with Whisper-small Radford et al. (2023); (ii) Speaker Cosine Similarity (SpkCos) for speaker consistency, based on embeddings from spkrec-ecapa-voxceleb (Ravanelli et al., 2021); and (iii) NISQA (Mittag et al., 2021), which predicts overall perceptual quality, in-



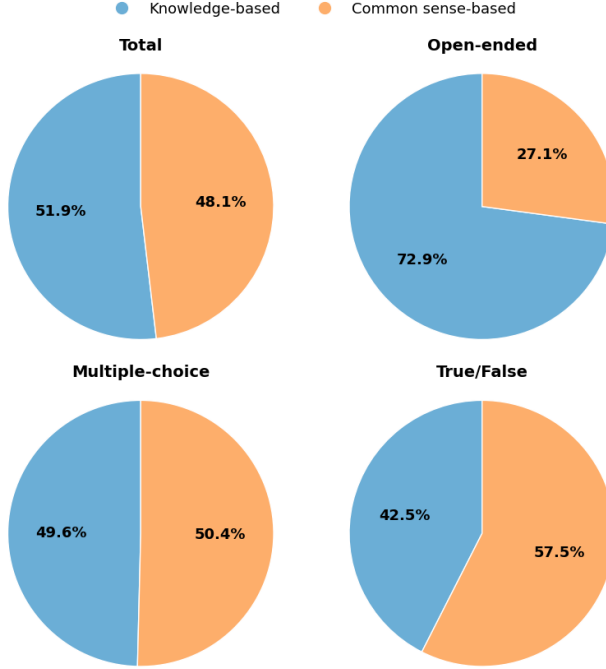


Figure 5: Distribution of commonsense and knowledge based for the whole dataset.

cluding naturalness and distortion. Table 3 show the quality difference between the generated and human recorded audio.

Table 3: Objective evaluation of generated (Gen.) and human-recorded (Human) audio for English and MSA. **WER** = Word Error Rate (lower is better), **SpkCos** = Speaker Cosine Similarity (higher is better), **NISQA** = Non-Intrusive Speech Quality Assessment (higher is better).

Language	WER (Gen.) ↓	SpkCos (Gen.) ↑	NISQA (Gen.) ↑	WER (Human) ↓
English	6.19	0.58	4.33	0.51
MSA	37.18	0.57	3.68	0.423

#### A.4 DATA STATISTICS

Figure 5 shows the distribution between commonsense and knowledge-based questions. Overall, the dataset is balanced (51.9% knowledge-based vs. 48.1% commonsense). Open-ended questions are mostly knowledge-based (72.9%), while true/false questions are mostly commonsense (57.5%). Multiple-choice questions are almost evenly split, with 49.6% being knowledge-based and 50.4% being commonsense-based.

Table 4 reports the mean and standard deviation of text length (in words) across languages. In English, the statistics are consistently the highest across all cases, such as, descriptions ( $32.11 \pm 8.85$ ), description reasons ( $37.84 \pm 5.59$ ), questions ( $12.43 \pm 2.91$ ), and rationales ( $19.56 \pm 4.28$ ). Within the Arabic varieties, lengths decrease roughly as  $MSA > Egyptian \approx Levantine$  (e.g., description lengths:  $26.66 \pm 7.63$ ,  $24.75 \pm 9.71$ ,  $24.45 \pm 11.75$ ). Answers are short across languages (EN 7.71, MSA 6.79, Egy 6.89, Lev 6.53 words on

average) yet show large variance (std  $\approx 9$ –11), indicating a mix of one-word and phrase-level responses. Levantine exhibits the greatest dispersion (e.g., question std 6.79; rationale std 8.58), suggesting greater stylistic heterogeneity. Overall, the dataset provides substantive rationales ( $\sim 16$ –20 words) and comparable question lengths across Arabic dialects, with English being more verbose.

Table 4: Statistics of the image description, question, and rationals for language varieties. Numbers are represented as (mean $\pm$ std).

Lang	Description	Description Reason	Question	Answer	Rationale
EN	32.11 $\pm$ 8.85	37.84 $\pm$ 5.59	12.43 $\pm$ 2.91	7.71 $\pm$ 11.01	19.56 $\pm$ 4.28
MSA	26.66 $\pm$ 7.63	31.06 $\pm$ 5.42	9.95 $\pm$ 2.88	6.79 $\pm$ 9.68	16.90 $\pm$ 4.18
Egy	24.75 $\pm$ 9.71	28.73 $\pm$ 5.64	9.68 $\pm$ 3.98	6.89 $\pm$ 9.58	16.51 $\pm$ 5.55
Lev	24.45 $\pm$ 11.75	28.62 $\pm$ 7.22	8.85 $\pm$ 6.79	6.53 $\pm$ 9.44	15.57 $\pm$ 8.58

**Recordings statistics** In Table 5, we report the number of MSA and English recording samples per country. English recordings are available for a few locations, primarily Egypt (1,263) and Qatar (930), whereas we have MSA recordings for many countries (e.g., Oman 420; UAE 339; Libya 348; Algeria 204). Qatar offers the largest mixed total (1,197), whereas several countries have no English entries (marked “–”). Overall, the evaluation set supports cross-country, cross-variety analysis despite uneven per-country and per-language distributions.

Table 5: Number of MSA and English recording samples associated with open-ended and T/F questions per country used in evaluation. Country codes: DZ = Algeria, BH = Bahrain, EG = Egypt, IQ = Iraq, JO = Jordan, KW = Kuwait, LB = Lebanon, LY = Libya, MA = Morocco, OM = Oman, PS = Palestine, QA = Qatar, SA = Saudi Arabia, SD = Sudan, SY = Syria, TN = Tunisia, AE = United Arab Emirates, YE = Yemen.

	DZ	BH	EG	IQ	JO	KW	LB	LY	MA	OM	PS	QA	SA	SD	SY	TN	AE	YE
# of MSA recordings	204	216	-	279	-	204	153	348	-	420	156	267	168	-	102	285	339	75
# of English recordings	-	288	1263	102	150	39	-	-	-	-	-	930	-	-	-	-	-	-
<b>Total</b>	<b>204</b>	<b>504</b>	<b>1263</b>	<b>381</b>	<b>150</b>	<b>243</b>	<b>153</b>	<b>348</b>	<b>-</b>	<b>420</b>	<b>156</b>	<b>1197</b>	<b>168</b>	<b>-</b>	<b>102</b>	<b>285</b>	<b>339</b>	<b>75</b>

#### A.5 MACHINE TRANSLATION SCORES

In Table 8, we compare BLEU for direct English $\rightarrow$ Dialect (EN $\rightarrow$ DIA) vs. a two-step English $\rightarrow$ MSA $\rightarrow$ Dialect (EN $\rightarrow$ MSA $\rightarrow$ DIA) pipeline. For Levantine, the direct approach consistently outperforms the two-step pipeline across all test sets (avg. 13.81 vs. 7.74 BLEU). For Egyptian, results are mixed: the pipeline excels on *arzen* and *madar test nil 0 eg* (22.86 and 31.33 BLEU, respectively), while the direct model leads on *madar test nil 1/2 eg*. These trends suggest that intermediate MSA can help for certain Egyptian benchmarks, whereas direct transfer is more reliable for Levantine.

#### A.6 DATA SPLIT

In Table 9, we report the data-split distribution for all countries. We used stratified sampling with subcategory as the stratification variable. The dev and test splits each comprise  $\sim 3.76\%$  of the data, yielding about 2K QAs per country per split.

Table 6: Per-country counts (first half of categories). Abbreviations: Air = Air Travel; Arch = Architecture & Design; Bev = Beverages; Cloth = Clothing & Fashion; Civic = Community & Civic Life; Cook = Cooking & Eating Customs; Obj = Everyday Objects; Landm = Famous Landmarks; Fest = Festivals & Celebrations; Film = Film & Animation; Geo = Geography & Cultural Regions; Health = Healthcare & Well-being; Herit = Heritage & History; HistN = Historical Narratives; Script = Holy Texts & Scriptures; Modern = Modern Culture & Trends.

Country	Air	Arch	Bev	Cloth	Civic	Cook	Obj	Landm	Fest	Film	Geo	Health	Herit	HistN	Script	Modern
algeria	2,135	1,346	1,596	2,000	1,815	1,624	2,632	1,447	1,352	1,035	1,741	1,649	1,288	1,402	1,065	1,511
bahrain	1,778	1,429	1,231	2,113	1,452	1,371	2,059	1,199	1,245	1,198	1,528	1,543	1,159	1,180	959	1,033
egypt	2,384	1,923	1,739	2,141	2,025	1,504	2,666	1,843	1,589	1,444	2,596	1,877	1,546	1,844	1,126	1,274
iraq	1,925	1,257	1,536	2,317	2,018	1,365	2,278	1,151	1,339	970	1,966	1,715	1,294	1,359	930	1,517
jordan	1,864	1,779	1,899	2,382	1,664	1,636	2,400	1,634	1,612	1,438	2,367	1,357	1,949	1,918	1,290	1,489
kuwait	1,700	1,757	1,173	2,014	1,363	1,424	1,961	1,734	1,107	895	1,381	1,707	1,042	1,092	879	1,404
lebanon	1,941	1,937	1,780	1,963	1,952	1,756	2,094	1,644	1,315	1,290	2,183	1,803	1,730	1,702	1,405	1,887
libya	2,078	1,283	1,662	2,417	1,622	1,429	2,678	1,330	1,201	1,051	1,736	1,691	1,067	1,297	971	1,518
morocco	2,248	1,984	2,130	2,750	1,850	2,051	3,010	2,208	1,714	1,661	2,700	1,863	2,102	2,170	1,354	1,826
oman	2,064	2,391	1,418	1,853	2,092	1,427	1,963	1,826	1,342	1,381	2,169	1,628	2,080	1,818	1,260	1,638
palestine	2,164	2,028	1,655	1,716	1,247	1,820	2,150	1,682	1,433	959	2,725	1,876	1,597	1,930	1,456	1,483
qatar	1,556	1,948	886	1,581	981	747	1,378	2,111	1,331	670	1,546	860	1,149	1,065	942	1,202
saudi_arabia	2,189	1,536	1,705	2,504	1,834	1,889	2,744	1,872	1,669	1,380	2,088	1,360	1,726	1,675	1,342	1,863
sudan	1,811	1,576	1,558	1,980	1,651	1,570	2,598	1,538	1,417	874	1,519	1,595	1,418	1,405	1,141	1,249
syria	1,749	1,407	1,755	1,995	1,446	1,670	2,246	1,460	1,583	1,268	1,565	1,730	1,369	1,536	1,108	1,352
tunisia	1,426	1,831	2,376	2,418	1,615	1,907	2,079	1,738	1,725	1,267	1,768	2,167	1,683	1,601	1,117	1,410
uae	2,453	2,701	1,646	2,277	1,783	1,734	2,135	2,361	1,624	1,332	2,783	1,706	1,488	1,961	1,051	1,972
yemen	2,142	1,331	1,389	2,095	1,857	1,411	2,269	1,526	1,444	1,335	1,660	1,766	1,421	1,615	932	1,818

Table 7: Per-country counts (second half of categories). Abbreviations: Music = Music; Symbols = National Symbols & Flags; Jobs = Occupations & Careers; Outdoor = Outdoor Activities; People = People & Everyday Life; Worship = Places of Worship; Transit = Public Transport; Rituals = Rituals & Ceremonies; Social = Social Interaction; Spiritual = Spiritual Practices; Cuisine = Traditional & Regional Cuisines; Crafts = Traditional Arts & Crafts; Sports = Traditional Sports; Water = Water Transport; eSports = eSports & Gaming.

Country	Music	Symbols	Jobs	Outdoor	People	Worship	Transit	Rituals	Social	Spiritual	Cuisine	Crafts	Sports	Water	eSports	Total
algeria	1,536	955	2,057	1,769	1,936	1,478	2,063	1,435	1,675	1,303	1,644	1,814	1,565	2,258	1,252	50,378
bahrain	1,594	1,359	1,392	1,407	1,397	1,490	1,545	1,245	1,158	1,097	1,296	1,977	1,592	1,812	1,455	44,293
egypt	1,602	1,415	1,834	1,812	1,984	2,043	2,416	1,272	1,895	1,216	1,891	1,639	1,718	2,250	1,386	55,894
iraq	1,481	1,086	1,673	1,564	1,699	1,462	1,854	1,476	1,753	1,390	1,443	1,625	1,781	1,643	1,610	48,477
jordan	1,695	1,782	1,579	1,648	2,002	1,424	1,965	1,385	1,708	1,366	1,575	1,844	2,203	2,023	1,659	54,536
kuwait	1,706	1,417	1,329	1,982	1,527	1,311	1,469	912	1,233	928	1,207	1,686	1,533	1,780	1,339	43,992
lebanon	1,586	1,431	1,712	1,170	2,022	1,657	2,329	1,606	1,578	1,830	1,855	1,760	2,004	1,592	1,325	53,839
libya	1,787	1,076	1,687	1,722	1,766	943	2,104	1,385	1,463	1,091	1,534	1,677	1,835	1,917	1,437	48,455
morocco	1,867	1,862	1,826	1,785	1,960	1,643	2,526	1,603	2,020	1,501	2,266	3,039	2,194	2,338	1,677	63,728
oman	1,795	1,410	1,709	1,971	1,652	1,816	2,123	1,495	1,527	1,326	1,548	1,813	1,752	1,724	1,793	53,804
palestine	1,877	1,560	1,922	1,941	1,629	1,851	2,285	1,643	1,373	1,785	1,557	1,445	2,339	2,279	1,548	54,955
qatar	854	1,524	897	1,129	929	1,555	1,224	945	904	918	786	1,237	995	1,395	826	36,071
saudi_arabia	1,687	1,392	1,912	2,063	2,188	1,931	1,548	1,842	1,664	1,870	1,698	1,781	2,168	1,759	1,427	56,306
sudan	1,598	959	1,761	1,981	1,865	1,612	2,157	1,043	1,639	1,330	1,449	1,722	1,953	1,970	1,623	49,562
syria	1,687	1,077	1,420	1,889	1,796	1,347	2,004	1,293	1,738	1,396	1,327	1,501	2,037	2,227	1,583	49,561
tunisia	1,702	1,445	1,817	1,844	1,918	1,841	1,819	1,519	1,908	1,519	1,838	2,020	2,340	1,783	1,468	54,909
uae	1,792	1,684	1,951	2,082	2,087	1,830	2,007	1,634	1,780	1,853	1,604	2,018	2,084	2,118	1,517	59,048
yemen	1,964	1,234	1,915	1,690	1,550	1,345	2,335	1,542	1,676	1,238	1,620	1,756	2,236	1,887	1,678	51,677

## B EXPERIMENTAL SETUP

In Table 10, we report the details of the experimental setups for this study, which reports the number of models, modality and language varieties we have experimented with.

Table 8: Comparison of GPT-4.1 performance (BLEU score) with the 2-step pipeline performance. The EN->Dia columns correspond to GPT-4.1 performance while the EN->MSA->Dia column correspond to the 2-step pipeline performance

Levantine			Egyptian		
Test Set	EN->MSA-> DIA	EN -> DIA	Test Set	EN->MSA-> DIA	EN -> DIA
madar test lev 0	9.54	20.25	madar test nil 2 eg	8.99	19.68
madar test lev 0 lb	9.03	12.10	arzen	22.86	6.85
LDC test	4.12	6.11	madar test nil 1 eg	7.91	18.63
madar test lev 1 jo	8.27	16.78	madar test nil 0 eg	31.33	18.12
<b>Average</b>	<b>7.74</b>	<b>13.81</b>	<b>Average</b>	<b>17.77</b>	<b>15.82</b>

Table 9: Distribution of train, dev, and test splits across countries (two-letter ISO codes). DZ=Algeria, BH=Bahrain, EG=Egypt, IQ=Iraq, JO=Jordan, KW=Kuwait, LB=Lebanon, LY=Libya, MA=Morocco, OM=Oman, PS=Palestine, QA=Qatar, SA=Saudi Arabia, SD=Sudan, SY=Syria, TN=Tunisia, AE=United Arab Emirates, YE=Yemen.

Split	DZ	BH	EG	IQ	JO	KW	LB	LY	MA	OM	PS	QA	SA	SD	SY	TN	AE	YE	Total
<b>Train</b>	46,503	40,414	51,982	44,594	50,658	40,123	49,962	44,576	59,843	49,925	51,101	32,178	52,419	45,680	45,683	51,020	55,166	47,805	859,632
<b>Dev</b>	1,931	1,938	1,964	1,938	1,938	1,934	1,944	1,938	1,945	1,949	1,913	1,950	1,943	1,941	1,939	1,947	1,935	1,936	34,923
<b>Test</b>	1,944	1,941	1,948	1,945	1,940	1,935	1,933	1,941	1,940	1,930	1,941	1,943	1,944	1,941	1,939	1,942	1,947	1,936	34,930
<b>Total</b>	50,378	44,293	55,894	48,477	54,536	44,992	53,839	48,455	63,728	53,804	54,955	36,071	56,306	49,562	49,561	54,909	59,048	51,677	929,485

## C PROMPTS

### C.1 PROMPT FOR TOPIC & QUERY GENERATION

In Listing 1, we provide the prompts for generating seed topics. We provide the prompts for generating queries for English, MSA, and regional dialects in Listings 2, and 3 Finally, we provide the prompt to generate cultural-relevance scores for seed queries in Listing 4.

You are an AI specialized in generating highly relevant topics for image searches based on a given country, category, and subcategory. Your task is to generate a list of topics that are highly visual and well-suited for image searches. Ensure that the topics reflect the cultural, historical, or modern significance of the specified location.

Guidelines:

1. Topics should be engaging, highly visual, and unique to the specified country.
2. Ensure a mix of historical, modern, and futuristic aspects based on the subcategory.
3. Use well-known landmarks, cultural elements, or emerging trends where relevant.
4. Prioritize topics that are frequently searched for in image search engines.
5. If the subcategory is broad, ensure a diverse selection covering different aspects.
6. Do not include generic topics that could apply to any country; make them location-specific.
7. If the subcategory is too narrow and lacks visual topics, expand the scope slightly to include related themes.
8. Generate exactly 10 topics per request. If necessary, include related visual aspects.
9. Avoid redundant or overly generic suggestions.
10. Ensure diversity in the topics; avoid generating closely related topics.

JSON Format:

Table 10: Evaluated models across input modalities: text ( $T$ ), text+image ( $T+I$ ), speech ( $S$ ), and speech+image ( $S+I$ ), with text as output. A ✓ indicates experiments conducted; ✗ indicates not applicable. **Egy** = Egyptian Arabic (arz), **Lev** = Levantine Arabic (ajp),  $Tr$  = transcription,  $Tr+I$ =transcription+image. FT = Fine-tuning.

Models	English					MSA					Egy		Lev	
	T	S	T+I	Tr	Tr+I	S+I	T	S	T+I	Tr	Tr+I	S+I	T	T+I
Gemini-pro [T,S,I]	✓	✓	✓	✓	✓	✓	✓	✓	✓	✓	✓	✓	✓	✓
GPT-4.1 [T,I]	✓	✗	✓	✓	✓	✗	✓	✗	✓	✓	✓	✓	✓	✓
GPT-4o-audio [S]	✗	✓	✗	✗	✗	✗	✗	✓	✗	✗	✗	✗	✗	✗
GPT-5 [T,I]	✓	✗	✓	✓	✓	✗	✓	✗	✓	✓	✓	✗	✓	✓
Phi-4 [T,S,I]	✓	✓	✓	✓	✓	✓	✓	✓	✓	✓	✓	✓	✓	✓
Qwen-2.5 3B [T,S,I]	✓	✓	✓	✓	✓	✓	✓	✓	✓	✓	✓	✓	✓	✓
Qwen-2.5 7B [T,S,I]	✓	✓	✓	✓	✓	✓	✓	✓	✓	✓	✓	✓	✓	✓
FT-Qwen-2.5 3B [T,S,I]	✓	✓	✓	✓	✓	✓	✓	✓	✓	✓	✓	✓	✓	✓

- Provide a list of topics, each being short, clear, and descriptive (e.g., 'Futuristic Skyscrapers of Dubai' or 'Traditional Wooden Temples of Japan').

```
json
[
  "Futuristic Skyscrapers",
  "Traditional Mosque"
]
```

Generate **exactly** 10 highly relevant topics for image search based on the following:

- Country: {country}
- Category: {category}
- Subcategory: {subcategory}

If there are fewer than 10 highly relevant topics, expand the scope slightly to related visual themes.

Ensure the topics are visually engaging, related to the specified country, and match common image search behavior.

The topics should cover a mix of historical, modern, and futuristic elements unique to the location.

Listing 1: Prompt for generating 10 seed topics for each (*country*, *category*) pair.

You are an expert at generating **highly relevant, human-like image search queries** optimized for **Google Image Search**.

Your task is to generate **50 unique search queries** that reflect **natural human behavior**, including:

- **Typos, slang, informal expressions**, and **incomplete or autocomplete-style phrases**.
- Use **descriptive visual terms** such as "HD," "4K," "wallpaper," "real photo," "aesthetic," "close-up," "latest pics," etc.
- Mimic **real-world search styles**, including:
  - Pure **keywords**
  - **Questions** (e.g., "what do [topic] look like")
  - **Autocomplete-like fragments** (e.g., "best pics of...")

- **Trending styles** (e.g., "free download,")

Incorporate **localized and culturally relevant elements** from the country provided, including:

- Dialects, slang, and spelling variations
- Famous **cities, landmarks**, or **cultural symbols**
- Country-specific visual cues, aesthetics, or references

Queries should be:

- **Short, human-like and natural-sounding** (2-5 words on average)
- **Highly visual** and suitable for image search intent
- Focused on the **topics**, not just the country, category or subcategory
- Always returned in **strict JSON format**:

```
json
{
  "queries": [
    "query 1",
    "query 2",
    "... up to query 50"
  ]
}
```

Remember to generate exactly 50 unique queries, ensuring a diverse range of search styles and incorporating elements specific to the given country. Focus on creating queries that real users might type when searching for images related to the provided topic.

Generate **50** unique, human-like image search queries based on below information:

- Country: {country}
- Category: {category}
- Subcategory: {subcategory}
- Topics: {topic}

---

#### Listing 2: Prompt generate queries in English.

---

You are an expert at generating **highly realistic, human-like image search queries in Arabic** optimized for **Google Image Search**.

Your task is to generate 50 unique Arabic image search queries based on a given **country**, **category**, **subcategory**, and **topic**. These queries should reflect **how real people from the Arab world search for images**, using both **Modern Standard Arabic (MSA)** and **country-specific dialects** where appropriate.

Follow [these](#) guidelines to generate the queries:

1. Reflect natural human behavior:
  - Use informal phrasing, spelling mistakes, colloquial expressions, and incomplete or autocomplete-style fragments.
  - Vary punctuation, phrasing, and structure - some queries should be formal, others casual or conversational.
  - Mimic how people write queries on their phones or in autocomplete (e.g., أجمل صور المغرب, (وين ألقى صور الشوارع).

2. Use visual and search-specific descriptors in Arabic:
    - Words like: صور, خلفيات, تنزيل, تحميل مجاني, أجمل صور, 4K, صور حض, حقيقية, من المستقرام, خلفية جوال.
  3. Mimic real-world Arabic search styles:
    - Pure keywords
    - **Keyword-based**: e.g., خلفيات الصحراء الجزائرية, صور اللبس المغربي
    - **Questions**: e.g., أين أجد صور الأسواق القديمة في اليمن؟
    - **Incomplete phrases**: e.g., تنزيل صور تقليدية, أجمل صور من عمان
  4. Use localized and culturally relevant language:
    - Include Arabic **city names**, dialectal slang, and popular references from the country (e.g., ليسة مغربية, العقال, الجلاية).
    - Mention famous places or cultural features (e.g., pyramids, mosques, old souks, traditional outfits).
    - Dialects to consider: Egyptian, Gulf, Levantine, Maghrebi - depending on the country.
- Ensure the queries:
- Are **short (2-5 words)**, natural-sounding, and visually oriented
  - **Focus heavily on the topic**
  - Avoid any overly formal, robotic phrasing
- Return the results in the following **strict JSON format only**:
- ```
json
{
  "queries": [
    "query 1 in Arabic",
    "query 2 in Arabic",
    "... up to query 50 in Arabic"
  ]
}
```
- Generate **50** unique, human-like image search queries in Arabic based on below information:
- Country: {country}
  - Category: {category}
  - Subcategory: {subcategory}
  - Topics: {topic}

---

Listing 3: Prompt for generating queries in MSA and dialects.

---

You are an expert in evaluating search query effectiveness for image search. Your task is to rank image search queries based on their relevance to a given location. Focus on specificity, uniqueness, and cultural significance when ranking them. Assign a relevance score from 1 to 100 and return the output in JSON format.

Given the following list of **image search queries** related to {location}, **evaluate** and assign a relevance score to every single query.

Each query must receive a **relevance score** from 1 to 100, where:

- 100 represents the highest relevance.
- Higher scores go to queries highlighting **iconic landmarks, cultural elements, or unique aspects of {location}**.
- Queries mentioning a **location outside of {location}** should receive a **low relevance score**.
- **DO NOT skip any query** - every query in the list must be assigned a score.
- Queries are in **Arabic and English** - evaluate both equally.
- Queries those are not related to {location} should receive a very low score.

```

### List of Queries:
json
{json.dumps(query_list, ensure_ascii=False)}

Expected JSON Output Format:
json
[
  {"Q": "Eiffel Tower at sunset", "score": 100},
  {"Q": "Paris street art", "score": 90},
]

```

Listing 4: Prompt for generating cultural-relevance score of search queries. The place-holder represents the list of queries.

## C.2 ABLATION STUDY FOR TOPIC AND QUERY GENERATION

We present a detailed ablation study on topic and query generation in Table 11. The manual verification step removed 135 topics, while filtering by cultural relevance score discarded approximately 12.5K queries.

Table 11: Ablation study on image query collection across countries. Columns use ISO 2-letter country codes (DZ = Algeria, BH = Bahrain, EG = Egypt, IQ = Iraq, JO = Jordan, KW = Kuwait, LB = Lebanon, LY = Libya, MA = Morocco, OM = Oman, PS = Palestine, QA = Qatar, SA = Saudi Arabia, SD = Sudan, SY = Syria, TN = Tunisia, AE = United Arab Emirates, YE = Yemen). rel. score: relevance score.

| Metric         | DZ    | BH    | EG    | IQ    | JO    | KW    | LB    | LY    | MA    | OM    | PS    | QA    | SA    | SD    | SY    | TN    | AE    | YE    | Total          |
|----------------|-------|-------|-------|-------|-------|-------|-------|-------|-------|-------|-------|-------|-------|-------|-------|-------|-------|-------|----------------|
| # Topics       | 310   | 310   | 310   | 310   | 310   | 310   | 310   | 310   | 310   | 310   | 310   | 310   | 310   | 310   | 310   | 310   | 310   | 310   | <b>5,580</b>   |
| Man. Verified  | 304   | 305   | 310   | 303   | 297   | 301   | 306   | 307   | 310   | 309   | 294   | 310   | 287   | 310   | 283   | 303   | 310   | 296   | <b>5,445</b>   |
| # Queries      | 6,139 | 6,157 | 6,104 | 6,154 | 6,100 | 6,144 | 5,769 | 6,156 | 6,150 | 6,150 | 6,139 | 6,151 | 6,126 | 6,138 | 6,095 | 6,159 | 6,147 | 6,148 | <b>110,126</b> |
| Rel. $\geq 80$ | 5,405 | 5,347 | 5,531 | 5,465 | 5,483 | 5,356 | 5,167 | 5,519 | 5,509 | 5,654 | 5,387 | 4,875 | 5,459 | 5,521 | 5,476 | 5,448 | 5,521 | 5,555 | <b>97,678</b>  |

## C.3 PROMPT FOR IMAGE DESCRIPTION GENERATION

We provide the prompt that we used for image description generation and image categorization in Listing 5.

```

You are an AI assistant specializing in image analysis, filtering, and categorization for question-answering (QA) systems. Your task is to describe, classify, and assess images based on their relevance and suitability.

### 1. Image Description
- Provide a concise, objective description of the image.
- Extract readable text (if any) and include it under "extracted_text".

### 2. Image Categorization
Classify the image into one of the following categories:

```



- **Photograph** - Real-world photo.
- **Illustration** - Hand-drawn or digital artwork (e.g., sketches, comics). Excludes branded mascots in ads.
- **Advertisement** - Promotional content with branding, pricing, slogans, or call-to-action text. Includes banners, flyers, or sponsored content.
- **Screenshot/UI Capture** - Software, websites, or apps.
- **Meme/Text Overlay** - An image with overlaid text, often humorous or social.
- **Chart/Infographic** - A diagram or data visualization, such as an infographic or graph.
- **Other** - Any content that does not fit the above categories.

### 3. Suitability Assessment

- Determine if the image is **suitable** for a QA system based on:
  - **Clarity** (clear, readable, and interpretable).
  - **Relevance** (must align with the user-provided **topic** and **subtopic**).
  - **Content** (must not contain inappropriate elements).
- Provide a **justification** for the suitability decision.

### 4. Response Format (JSON)

Return results in **structured JSON format**:

```
{{"description": "<concise image description>",
  "extracted_text": "<text extracted from image (if any)>",
  "image_category": "<category>",
  "status": "<suitable/not_suitable>",
  "reason": "<brief explanation>"
}
```

Analyze the given image in the context of **Topic: {category.lower()}** and **Subtopic: {subcategory.lower()}**.

**Image:** {image}

- **Describe the image.**
- **Extract readable text (if any).**
- **Classify the image into a predefined category.**
- **Assess if it is suitable** for a QA system based on clarity, relevance, and content.

---

Listing 5: Prompt for generating bilingual image description and categorization.

## C.4 PROMPT FOR GENERATING QUESTION-ANSWER

We provide a prompt for generating four cultural question-answer pairs per image, as shown in Listing 5.

---

You are an AI assistant specializing in Visual Question Answering (VQA). Your task is to analyze the given image and generate high-quality Question-Answer (Q&A) pairs for benchmarking and training large language models (LLMs).

Follow [these](#) guidelines carefully:

1. Types of Q&A Pairs (generate all for each image):
  1. Open-ended: A free-form question with an informative answer based on the image.
  2. Multiple-choice: A question with three plausible options, clearly marking the correct answer.

3. True/False: A question-answer pair that can be answered with 'True' or 'False'.

For type 1 and 2 you should generate one QA pair for each. For type 3 you should generate two QA pairs, one with True and one with False.

2. Semantic Focus:

- Use the following semantic labels to guide your questions. Match the image content to the most relevant labels:

- Location and Place Identification
- Scene Interpretation and Context
- Architectural Features and Functions
- Cultural Significance and Heritage
- Traditional Clothing and Attire
- Tourism and Cultural Activities
- Event and Activity Type
- Objects, Animals, and Food Recognition
- National Symbols and Identity
- Visual Attributes
- Recreational Activities and Facilities

3. Cognitive Focus:

- Ensure a balanced mix of:
  - Knowledge-based questions (requiring factual knowledge related to the image).
  - Common sense-based questions (requiring general reasoning or everyday knowledge to answer).
- Assign a label to each question indicating its cognitive focus (knowledge-based or common sense-based).

4. Language:

- All Q&A pairs must be written in native-sounding English.

5. Question Quality:

- Ensure the questions are natural, conversational, and human-like.
- Vary the phrasing and difficulty across the different question types. Questions should be engaging and thought-provoking. A mix of simple and complex questions is encouraged.

6. Answer Quality:

- Answers must be factually correct, clear, concise, and well-structured.
- Use correct grammar and maintain high readability.

7. Cultural Sensitivity:

- Avoid stereotypes or cultural misrepresentations.
- Ensure cultural references are accurate and specific to the image.

8. Context Utilization:

- Use the provided image description, category, and subcategory to enrich the context while formulating the questions.

9. Reasoning:

- For each Q&A pair, also provide a short explanation justifying why the answer is correct. Limit the explanation to less than 100 words.

Strictly follow [these](#) instructions to ensure the generated VQA data is of the highest quality and suitable for model evaluation and fine-tuning.

```

### **Output Format (JSON):**
json
{{
  "open-ended": [
    {"question_en": "...", "answer_en": "...", "rationale": "...", "cognitive_focus":
      "...", "semantic_focus": ["...", "..."]}},
  ],
  "multiple-choice": [
    {"question_en": "...", "options_en": ["..."], "correct_answer_en": "...", "rationale":
      "...", "cognitive_focus": "...", "semantic_focus": ["...", "..."]}},
  ],
  "True/False": [
    {"question_en": "...", "answer_en": "...", "rationale": "...", "cognitive_focus":
      "...", "semantic_focus": ["...", "..."]}},
    {"question_en": "...", "answer_en": "...", "rationale": "...", "cognitive_focus":
      "...", "semantic_focus": ["...", "..."]}},
  ]
}}

```

Analyze the given image and generate \*\*question-answer pairs with their rationales for each type: 1) Open-ended, 2) Multiple-choice, 3. True/False QA pairs\*\*.

\*\*Image:\*\* {image}

Use the following information as an additional context for generating questions:

\*\*Description:\*\* {description}

\*\*Category:\*\* {category}

\*\*Subcategory:\*\* {subcategory}

---

Listing 6: Prompt for generating four cultural question-answer pairs per image.

## D DETAILS OF THE RESULTS

In Table 12, we report results across models, modalities, and languages for all question types. We also present sample text and text+image results in Table 13 on the full dataset, comparing Gemini-Pro, Qwen-2.5 (Omni-3B), and the fine-tuned Qwen-2.5 (Omni-3B). In Figure 6, we report LLM-Judge score across modalities comparing different models.

## E RELATED WORK

Table 14 provides a comparative overview of existing multimodal and multilingual benchmarks. It summarizes each benchmark’s supported modalities (text, image, speech), multilingual coverage, number of language varieties and scripts, domains, dataset size, question types and forms, and annotation methods. The table highlights differences in scale, linguistic diversity, and task design across benchmarks, illustrating where *OASIS* fits in terms of multimodality, multilingual support, dataset size, and question diversity.

Table 12: Evaluation results across languages and speech modality combinations. **F1** = F1 BERTScore, **Judge** = LLM-as-judge score (GPT-4.1), **Acc** = accuracy, **T** = text, **Tr** = transcription, **T+I** = text+image, **Tr+I** = transcription+image. Judge scores range from 1 to 10. Gemini = Gemini-2.5-pro. The best model across all modalities for Open-Ended Judge and True/False Accuracy, is shown in bold.

| Model            | Modality | English    |             |             |             | MSA        |             |             |             |
|------------------|----------|------------|-------------|-------------|-------------|------------|-------------|-------------|-------------|
|                  |          | Open-ended |             | TF 1        | TF 2        | Open-ended |             | TF 1        | TF 2        |
|                  |          | F1         | Judge       | Acc         | Acc         | F1         | Judge       | Acc         | Acc         |
| GPT-4.1          | T        | 0.61       | 6.23        | 0.63        | 0.79        | 0.58       | 6.43        | 0.69        | 0.71        |
|                  | T+I      | 0.72       | <b>8.58</b> | 0.96        | <b>0.99</b> | 0.61       | <b>8.20</b> | 0.96        | <b>0.99</b> |
|                  | Tr       | 0.55       | 5.08        | 0.28        | 0.89        | 0.77       | 3.55        | 0.32        | 0.82        |
|                  | Tr+I     | 0.69       | 5.34        | 0.61        | 0.96        | 0.79       | 3.36        | 0.81        | 0.93        |
| GPT-4o-audio     | S        | 0.60       | 5.25        | 0.40        | 0.68        | 0.78       | 3.54        | 0.62        | 0.45        |
| GPT-5            | T        | 0.58       | 6.19        | 0.59        | 0.87        | 0.55       | 6.46        | 0.77        | 0.62        |
|                  | T+I      | 0.63       | 8.34        | 0.97        | <b>0.99</b> | 0.56       | 8.04        | 0.96        | <b>0.99</b> |
|                  | Tr       | 0.53       | 5.07        | 0.30        | 0.88        | 0.73       | 3.55        | 0.33        | 0.78        |
|                  | Tr+I     | 0.60       | 5.16        | 0.63        | 0.96        | 0.74       | 3.58        | 0.83        | 0.93        |
| Qwen2.5-7B       | T        | 0.54       | 5.08        | 0.57        | 0.71        | 0.52       | 4.43        | 0.77        | 0.44        |
|                  | T + I    | 0.60       | 5.06        | 0.97        | 0.98        | 0.53       | 4.46        | 0.96        | 0.94        |
|                  | Tr       | 0.94       | 3.90        | 0.33        | 0.74        | 0.89       | 3.23        | 0.51        | 0.56        |
|                  | Tr + I   | 0.70       | 5.98        | 0.69        | 0.94        | 0.45       | 3.39        | 0.23        | 0.83        |
|                  | S        | 0.53       | 4.00        | 0.37        | 0.73        | 0.73       | 2.99        | 0.56        | 0.56        |
|                  | S + I    | 0.57       | 5.87        | 0.88        | 0.45        | 0.73       | 4.38        | 0.83        | 0.47        |
| Gemini-2.5-pro   | T        | 0.55       | 5.24        | 0.81        | 0.71        | 0.53       | 5.62        | 0.71        | 0.78        |
|                  | T+I      | 0.60       | 6.64        | 0.93        | 0.98        | 0.54       | 6.59        | 0.94        | 0.97        |
|                  | Tr       | 0.52       | 4.36        | 0.39        | 0.78        | 0.25       | 4.70        | 0.32        | 0.87        |
|                  | Tr+I     | 0.57       | 6.29        | 0.58        | 0.94        | 0.25       | 6.22        | 0.85        | 0.93        |
|                  | S        | 0.47       | 3.79        | 0.39        | 0.69        | 0.24       | 3.46        | 0.36        | 0.73        |
|                  | S+I      | 0.64       | 6.48        | 0.94        | 0.44        | 0.25       | 5.89        | 0.94        | 0.53        |
| Phi-4            | T        | 0.51       | 4.77        | 0.39        | 0.83        | 0.49       | 3.52        | 0.60        | 0.59        |
|                  | T + I    | 0.56       | 5.88        | 0.82        | 0.93        | 0.50       | 3.95        | 0.89        | 0.61        |
|                  | Tr       | 0.49       | 3.81        | 0.31        | 0.78        | 0.71       | 2.76        | 0.39        | 0.70        |
|                  | Tr + I   | 0.54       | 5.29        | 0.62        | 0.87        | 0.67       | 2.39        | 0.34        | 0.74        |
| Qwen2.5-3B       | T        | 0.53       | 4.79        | 0.53        | 0.78        | 0.52       | 3.87        | 0.82        | 0.40        |
|                  | T+I      | 0.48       | 5.10        | 0.95        | 0.97        | 0.51       | 4.79        | 0.97        | 0.87        |
|                  | Tr       | 0.48       | 3.88        | 0.35        | 0.79        | 0.73       | 2.93        | 0.80        | 0.29        |
|                  | Tr+I     | 0.40       | 3.74        | 0.69        | 0.94        | 0.72       | 2.84        | 0.36        | 0.72        |
|                  | S        | 0.39       | 2.96        | 0.36        | 0.73        | 0.69       | 2.59        | 0.71        | 0.35        |
|                  | S+I      | 0.40       | 3.53        | 0.85        | 0.43        | 0.69       | 3.22        | 0.85        | 0.33        |
| FT (Qwen-2.5-3B) | T        | 0.73       | 6.39        | 0.92        | 0.86        | 0.64       | 5.85        | 0.89        | 0.84        |
|                  | T + I    | 0.78       | 8.29        | <b>0.98</b> | <b>0.99</b> | 0.68       | 7.47        | <b>0.98</b> | 0.98        |
|                  | Tr       | 0.66       | 5.06        | 0.82        | 0.82        | 0.79       | 4.90        | 0.82        | 0.71        |
|                  | Tr + I   | 0.74       | 7.76        | 0.85        | 0.96        | 0.79       | 4.90        | 0.84        | 0.70        |
|                  | S        | 0.69       | 5.30        | 0.89        | 0.42        | 0.80       | 5.19        | 0.82        | 0.46        |
|                  | S + I    | 0.77       | 8.13        | 0.92        | 0.43        | 0.83       | 7.07        | 0.90        | 0.50        |

Table 13: **Open-ended** LLM-as-Judge results (MSA on top, EN below) on the full dataset. **Country codes** are shown as columns: DZ (Algeria), BH (Bahrain), EG (Egypt), IQ (Iraq), JO (Jordan), KW (Kuwait), LB (Lebanon), LY (Libya), MA (Morocco), OM (Oman), PS (Palestine), QA (Qatar), SA (Saudi Arabia), SD (Sudan), SY (Syria), TN (Tunisia), AE (UAE), YE (Yemen). **Model settings**: T = Text, T+I = Text+Image.

|                  | DZ   | BH   | EG   | IQ   | JO   | KW   | LB   | LY   | MA   | OM   | PS   | QA   | SA   | SD   | SY   | TN   | AE   | YE   | Avg.        |
|------------------|------|------|------|------|------|------|------|------|------|------|------|------|------|------|------|------|------|------|-------------|
| <b>English</b>   |      |      |      |      |      |      |      |      |      |      |      |      |      |      |      |      |      |      |             |
| Gemini-Pro (T)   | 5.60 | 5.78 | 5.78 | 5.40 | 5.74 | 5.64 | 5.62 | 5.53 | 5.74 | 5.85 | 5.63 | 5.78 | 5.88 | 5.48 | 5.61 | 5.58 | 6.04 | 5.68 | <b>5.69</b> |
| Gemini-Pro (T+I) | 7.00 | 7.01 | 6.61 | 6.80 | 6.73 | 6.97 | 7.00 | 6.91 | 6.96 | 6.96 | 6.82 | 6.90 | 6.80 | 6.90 | 6.94 | 6.96 | 6.98 | 6.98 | <b>6.90</b> |
| Qwen2.5 (T)      | 3.74 | 3.81 | 3.96 | 3.89 | 3.86 | 3.79 | 3.84 | 3.77 | 3.86 | 3.98 | 3.92 | 3.88 | 3.87 | 3.84 | 3.83 | 3.71 | 3.90 | 3.77 | <b>3.84</b> |
| Qwen2.5 (T+I)    | 4.86 | 4.91 | 4.92 | 5.00 | 4.84 | 4.90 | 4.89 | 4.83 | 4.95 | 5.00 | 5.03 | 4.95 | 4.99 | 4.94 | 4.78 | 4.74 | 4.97 | 4.90 | <b>4.91</b> |
| Qwen2.5-FT (T)   | 5.78 | 5.89 | 5.88 | 5.72 | 5.89 | 5.63 | 5.71 | 5.76 | 6.07 | 6.10 | 5.81 | 6.05 | 5.92 | 5.66 | 5.82 | 5.79 | 6.07 | 5.75 | <b>5.85</b> |
| Qwen2.5-FT (T+I) | 7.48 | 7.41 | 7.50 | 7.43 | 7.53 | 7.42 | 7.45 | 7.46 | 7.58 | 7.63 | 7.51 | 7.46 | 7.51 | 7.37 | 7.44 | 7.40 | 7.54 | 7.37 | <b>7.47</b> |
| <b>MSA</b>       |      |      |      |      |      |      |      |      |      |      |      |      |      |      |      |      |      |      |             |
| Gemini-Pro (T)   | 5.44 | 5.59 | 5.55 | 5.28 | 5.54 | 5.37 | 5.50 | 5.42 | 5.53 | 5.65 | 5.46 | 5.56 | 5.65 | 5.35 | 5.45 | 5.37 | 5.69 | 5.53 | <b>5.50</b> |
| Gemini-Pro (T+I) | 7.73 | 7.20 | 6.84 | 7.00 | 6.95 | 7.23 | 7.25 | 7.19 | 7.12 | 7.20 | 7.04 | 7.01 | 6.94 | 7.14 | 7.15 | 7.23 | 7.17 | 7.20 | <b>7.14</b> |
| Qwen2.5 (T)      | 4.70 | 4.82 | 4.94 | 4.74 | 4.94 | 4.58 | 4.80 | 4.71 | 4.77 | 4.87 | 4.90 | 4.78 | 4.82 | 4.73 | 4.70 | 4.71 | 4.79 | 4.74 | <b>4.78</b> |
| Qwen2.5 (T+I)    | 5.16 | 5.30 | 5.39 | 5.27 | 5.41 | 5.14 | 5.30 | 5.20 | 5.29 | 5.31 | 5.39 | 5.14 | 5.34 | 5.21 | 5.25 | 5.27 | 5.29 | 5.23 | <b>5.27</b> |
| Qwen2.5-FT (T)   | 6.39 | 6.41 | 6.49 | 6.25 | 6.42 | 6.20 | 6.30 | 6.27 | 6.47 | 6.62 | 6.44 | 6.52 | 6.53 | 6.17 | 6.38 | 6.34 | 6.58 | 6.31 | <b>6.40</b> |
| Qwen2.5-FT (T+I) | 8.29 | 8.35 | 8.36 | 8.24 | 8.33 | 8.32 | 8.30 | 8.29 | 8.36 | 8.36 | 8.31 | 8.23 | 8.34 | 8.17 | 8.18 | 8.27 | 8.27 | 8.24 | <b>8.29</b> |

Table 14: Comparison of multimodal and multilingual benchmarks. **Mod**: Modalities (Text = T, Image = I, Speech = S). **Multi**: Multilingual support. **Lang**: # of languages varieties. **Script**: # of writing scripts. **Dom**: # of domains. **Samp**: Total samples. **QTypes**: Question types (MCQ = multiple-choice, SVQA = short visual QA, LVQA = long visual QA, TF = true/false, OE = open-ended, Y/N = yes/no). **QForms**: Question forms (Fixed or Diverse). **Annot**: Annotation type (Auto = automatic, Manual = human, Auto+Manual = hybrid).

| Benchmark                           | Mod   | Multi | Lang. | Script | Dom | Samp    | QTypes              | QForms  | Annot       |
|-------------------------------------|-------|-------|-------|--------|-----|---------|---------------------|---------|-------------|
| ALM-Bench (Vayani et al., 2025)     | T,I   | ✓     | 100   | 24     | 19  | 22,763  | MCQ, SVQA, LVQA, TF | Diverse | Auto+Manual |
| Camel-Bench (Ghaboura et al., 2025) | T,I   | ✓     | 2     | 2      | 5   | 29,036  | SVQA, LVQA          | Diverse | Auto+Manual |
| MM-Vet (Yu et al., 2024)            | T,I   | ✗     | 1     | 1      | 16  | 218     | SVQA, LVQA          | Fixed   | Manual      |
| Pangea-Bench (Yue et al.)           | T,I   | ✓     | 47    | 13     | 18  | -       | MCQ, SVQA           | Fixed   | Auto        |
| MMBench (Liu et al., 2024)          | T,I   | ✓     | 2     | 2      | 20  | 3,217   | MCQ                 | Fixed   | Manual      |
| MaRVL (Collini et al., 2025)        | T,I   | ✓     | 5     | 3      | 11  | 5,670   | TF                  | Fixed   | Manual      |
| M3Exam (Zhang et al., 2023)         | T,I   | ✓     | 9     | 3      | 4   | 12,317  | MCQ                 | Diverse | -           |
| xGQA (Pfeiffer et al., 2022)        | T,I   | ✓     | 8     | 5      | -   | 12,578  | Y/N, SVQA           | Fixed   | -           |
| OmniBench (Li et al., 2024b)        | T,I,S | ✓     | 2     | 2      | 8   | 1,142   | MCQ                 | Diverse | Manual      |
| Pearl (Alwajih et al., 2025)        | T,I   | ✗     | 1     | 1      | 10  | 309,000 | 13 types            | Diverse | Auto+Manual |
| <b>OASIS</b>                        | T,I,S | ✓     | 2     | 4      | 31  | 0.92M   | OE, MCQ, TF         | Diverse | Auto+Manual |

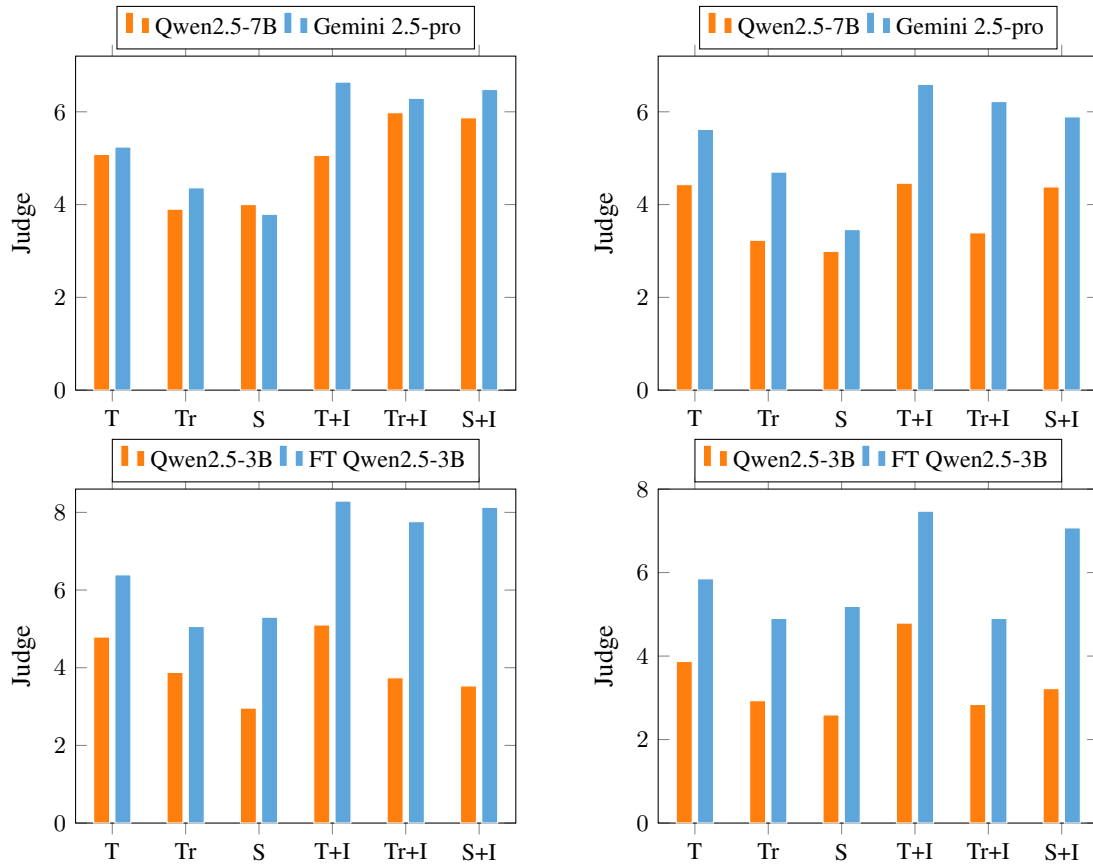


Figure 6: LLM-Judge scores across modalities. Top row: Qwen2.5-7B vs Gemini 2.5-pro for English (left) and MSA (right). Bottom row: Qwen2.5-3B vs its fine-tuned variant for English (left) and MSA (right).