

Towards Robust and Realible Multimodal Misinformation Recognition with Incomplete Modality

Hengyang Zhou · Yiwei Wei · Jian Yang · Zhenyu Zhang

Received: date / Accepted: date

Abstract Multimodal Misinformation Recognition has become an urgent task with the emergence of huge multimodal fake content on social media platforms. Previous studies mainly focus on complex feature extraction and fusion to learn discriminative information from multimodal content. However, in real-world applications, multimedia news may naturally lose some information during dissemination, resulting in modality incompleteness, which is detrimental to the generalization and robustness of existing models. To this end, we propose a novel generic and robust multimodal fusion strategy, termed Multi-expert Modality-incomplete Learning Network (MMLNet), which is simple yet effective. It consists of three key steps: (1) Multi-Expert Collaborative Reasoning to compensate for missing modalities by dynamically leveraging complementary information through multiple experts. (2) Incomplete Modality Adapters compensates for the missing information by leveraging the new feature distribution. (3) Modality Missing Learning leveraging an label-aware adaptive weighting strategy to learn a robust representation with contrastive learning. We evaluate MMLNet on three real-world benchmarks across two languages, demon-

strating superior performance compared to state-of-the-art methods while maintaining relative simplicity. By ensuring the accuracy of misinformation recognition in incomplete modality scenarios caused by information propagation, MMLNet effectively curbs the spread of malicious misinformation. Code is publicly available at <https://github.com/zhyhome/MMLNet>.

Keywords Incomplete Modality · Misinformation Recognition · Robustness Enhancement · Multimodal Learning

1 Introduction

With the widespread use of social media platforms like Twitter and Weibo, users can easily share personal opinions, emotions, and daily information. However, the misuse of these platforms and the lack of effective regulation have led to the rapid spread of misinformation, making the issue of misinformation increasingly severe [66]. This phenomenon has profound social impacts and poses significant threats to areas such as politics, finance, and public health. The abuse of advanced generative models has further exacerbated the problem, contributing to the rise of text-based fake news [41] and visual deepfakes [64]. In addition, the dissemination of multimodal forged media has increased the reach of false information, increasing its potential to mislead the public [28]. Given the coexistence of fake information in both the image and text modalities, detecting such misinformation presents an unprecedented challenge.

To address this challenge, current Multimodal Misinformation Recognition (MMR) methods [28], [29], [43], [49] primarily focus on the fusion of cross-modal features. Despite the significant achievements of these methods, they do not consider scenarios involving incomplete

Hengyang Zhou
Nanjing University
E-mail: hengyangzhou@mail.nju.edu.cn

Yiwei Wei
China University of Petroleum
E-mail: weiyiwei@cupk.edu.cn

Jian Yang
Nanjing University of Science and Technology
E-mail: csjyang@njust.edu.cn

Zhenyu Zhang
Nanjing University
E-mail: zhenyuzhang@nju.edu.cn
Corresponding author

modalities due to missing modality information in real-world settings, which introduces risks for practical applications.

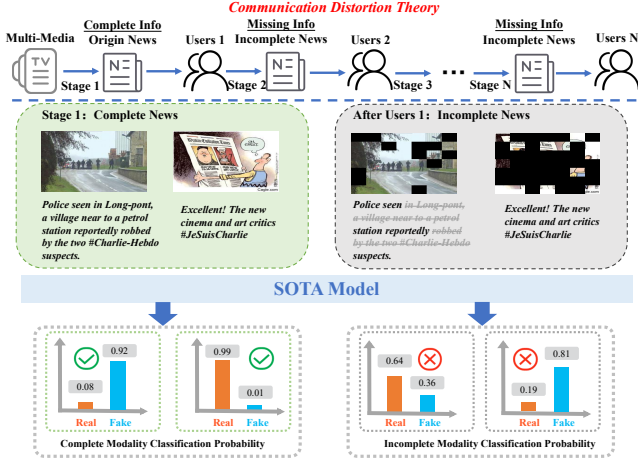


Fig. 1: Illustration of misinformation scenarios with incomplete modalities. Existing works have only investigated the scenario of complete modalities in the first step of the distortion propagation theory.

According to the Communication Distortion Theory, during the process of information transmission, the information may undergo distortion, misunderstanding, or loss, resulting in incomplete or inaccurate information. Early studies [32] have demonstrated this theory through behavioral experiments. [59], [60] also demonstrates that early recognition in the propagation path helps identify misinformation.

Figure 1 visually illustrates the application of this theory in the context of news dissemination. In Stage 1, multi-media initially publishes the original news. However, after passing through Group Users 1, the information may become distorted. For simplicity, we consider only the case of information loss. As a result, Group Users 2 will receive incomplete news, and different user groups will obtain news with varying degrees of completeness. Unfortunately, existing MMR methods are limited to verifying the authenticity of news at the first stage, relying on complete news data in both training and testing while overlooking the fact that multiple user groups receive incomplete multimodal news information. This limitation poses risks in real-world applications. For the first time, we address this issue and propose the Multi-expert Modality-incomplete Learning Network (MMLNet), which mitigates this phenomenon by incorporating incomplete multimodal data during both training and testing.

Although existing MMR approaches have achieved significant success, their performance degrades substan-

Table 1: Part of experimental results show that the Accuracy score (%) of existing SOTA models has declined in the face of incomplete modalities. Incomplete modalities are dominated by incomplete text modalities and incomplete image modalities in this case. Note that ‘-’ indicates that the modality is complete, and ‘↓’ indicates the percentage of modality missing. Green fonts show the performance degradation of the model compared to the complete modality scenario.

Modality		Method	Dataset	
Text	Image		Weibo	PHEME
-	-	NSLM(AAAI’24)	92.28	84.65
		MIMoE(WWW’25)	92.49	85.64
		Qwen-VL-7B	81.71	55.12
		LLaVA-13B	83.00	57.10
		MMLNet(ours)	95.22	87.78
↓25(%)	↓75(%)	NSLM(AAAI’24)	86.07	82.50 ↓2.15
		MIMoE(WWW’25)	90.85	77.88 ↓7.76
		Qwen-VL-7B	72.90	45.87 ↓9.25
		LLaVA-13B	76.72	48.35 ↓8.75
		MMLNet(ours)	90.23	82.83 ↓4.95
↓75(%)	↓25(%)	NSLM(AAAI’24)	71.74	74.09 ↓10.56
		MIMoE(WWW’25)	80.06	74.25 ↓11.39
		Qwen-VL-7B	65.46	42.08 ↓13.04
		LLaVA-13B	67.99	43.56 ↓13.54
		MMLNet(ours)	92.55	80.19 ↓7.59

tially in highly incomplete modality scenarios. This decline occurs because these methods overly emphasize multimodal fusion representations while neglecting the joint representation of unimodal information. Consequently, when unimodal information is missing, it further disrupts the effectiveness of multimodal fusion representations. We conduct comparative experiments on complete and incomplete modalities using the latest publicly released state-of-the-art open-sourced MMR methods and finetuned advanced Multimodal Large Language Models (MLLM), including NSLM [7], MIMoE [29], Qwen-VL [1], and LLaVA [26], on real-world datasets in two different languages, as shown in Table 1.

In multimodal learning, extensive research has been conducted on the handling of incomplete modalities [11], [42], [48], [51], [55]. Existing approaches in incomplete multimodal learning [48], [51], [55] primarily focus on reconstructing missing modalities from available ones [22], [58], aiming to maintain feature consistency across samples with arbitrary modality gaps. While these techniques have shown promising results, their direct application to image-text pair based MMR presents two fundamental challenges. First, existing methods are typically developed independently for different problems, leading to heterogeneous models with distinct design strategies. This architectural divergence complicates direct integration and increases the alignment burden. Second, misinformation in social media

often results in semantic inconsistencies between images and text, which contradicts the widely held assumption in domains such as video and medical imaging [24], [35], [47] that modalities originating from the same sample are inherently correlated. This lack of cross-modal coherence hinders the effectiveness of conventional approaches in MMR, necessitating novel solutions tailored to its unique challenges.

The most related work is [56], however, which focuses on detecting the authenticity of video modalities and is coarse-grained for the absence of incomplete modalities (missing the entire modality), which is not suitable for the scenario studied in this paper.

To fill this gap, we first investigate the impact of incomplete modalities on MMR and propose MMLNet. The main contributions of this paper can be summarized as follows:

- We focus on robust multimodal misinformation recognition under incomplete modalities, an aspect that has been less emphasized in previous research but is prevalent in real-world scenarios. To the best of our knowledge, this is a pioneering exploration of model robustness in MMR.
- We propose MMLNet, a novel approach to handle arbitrary incomplete modality information for MMR tasks in a unified framework. It leverages multi-expert learning of feature distributions of various modalities, compensates for missing modality information through incomplete modality adapters, and further employs modality missing learning to enhance modality distribution for robust MMR.
- Experimental results show that MMLNet achieves significant improvements over sota MMR methods and MLLM on three real-world MMR datasets across two languages, validating its superiority in robust MMR.

2 Related Work

2.1 Misinformation recognition

2.1.1 Unimodal Methods

Text-based approaches focus on different analytical dimensions. Some methods integrate social context by leveraging propaganda strategies [15], user feedback [33], temporal trends [12], and news environments [40]. Ghanem et al. [9] proposed a technique that combines topic and sentiment features extracted from textual data. More recently, Nan et al. [34] and Zhu et al. [65] explored domain shift issues caused by variations in word frequency and sentiment, introducing domain gating and

domain memory mechanisms to improve domain representation.

Various image-based methods [52] have been introduced to assess the authenticity of visual content by analyzing edited traces. Some CNN-based techniques operate in the spatial domain to identify artifact patterns, utilizing approaches such as blending [20], multiple instance learning [23], patch consistency analysis [62], reconstruction techniques [16], [25], and local feature mining [6]. Alternatively, other studies focus on transforming images into the frequency domain through methods like discrete cosine transform [38], composite phase spectrum analysis [27], and high-frequency noise extraction [31].

2.1.2 Multimodal Methods

Mainstream multimodal MMR methods extract semantic representations by integrating cross-modal textual and visual features [17]. Some approaches enhance semantic information by incorporating external knowledge bases, as proposed by Sabir et al. [39] and Wang et al. [46]. Qi et al. [36] focused on extracting visual entities to improve high-level news comprehension. Peng et al. [18] applied named entity recognition and word segmentation to enhance Chinese social media identification. To better fuse textual and visual features, co-attention networks [50] and contextual attention networks [37] have been developed. Kochkina et al. [67] employed a multi-task learning approach for rumor verification. Additionally, Ying et al. [54] introduced an improved Mixture of Experts network to refine feature integration across multiple perspectives. To mitigate spurious correlations from modality inconsistencies and data biases, ambiguity learning [4] and causal inference [5] were introduced separately. FAK-Owl [28] performs knowledge-enhanced verification based on Large Vision-Language Models. NSLM [7] utilizes neuro-symbolic reasoning for misinformation recognition. [53] proposed a method based on heterogeneous graphs for graph attention networks, achieving fine-grained multimodal deep-fake classification. MIAN [61] is an attention network based on the utilization of intrinsic discriminative features. DGA-FAKE [59] detects misinformation early through the diffusion propagation path. Recent work MIMoE [29] detects misinformation through interactive mixture of experts.

These methods effectively utilize image and text modalities to uncover implicit misinformation but struggle to handle missing modalities. Since such issues frequently occur in real-world applications [32], we propose MMLNet, a robust and practical approach for detecting misinformation in news.

2.2 Robust Multimodal Learning

The issue of missing modalities is prevalent across all types of multimodal data and has been widely studied. Early research employed data imputation methods [24] to recover missing modalities from available ones. Some approaches directly fill in missing modalities with fixed values [3], [57]. Additionally, some researchers leverage the generative capabilities of specific neural network architectures, such as autoencoders [45] and Transformers [44]. [10], [13], [19] mitigate incomplete modalities through prompt learning. Some recovery-based methods [14], [21], [48], [51], [58] have been proven to be effective in robust multimodal learning. Furthermore, researchers in the relevant field have proposed methods to enhance the robustness of multimodal learning. [2] proposed a causal-guided adaptive multimodal diffusion network to address the displacement phenomenon that may occur when samples from different source domains interfere with each other during the learning process. NORM-TR [30] reduces the impact of noise on multimodal learning through a noise perception learning method.

However, these modality recovery-based methods are not well-suited for MMR, as they inherently rely on modality consistency. Misinformation is often embedded in modality inconsistencies, making modality recovery detrimental to the model’s performance. Therefore, we utilize the modal feature distribution learned from multiple perspectives by MMLNet, make up for the missing features with the invisible feature distribution through the incomplete modality adapter, and effectively enhance the robustness of the modal features through modality missing learning.

3 Method

3.1 Problem Definition

3.1.1 Multimodal Misinformation recognition

The MMR task is a typical binary classification problem, where the positive class corresponds to *fake news* and the negative class corresponds to *real news*. Given a multi-modal news dataset \mathcal{D} , where $\mathcal{D} = \{x_i, y_i \mid x_i = (x_i^T, x_i^V)\}_{i=1}^N$. x_i^T represents textual information, x_i^V represents visual information, and y_i denotes the corresponding label. To effectively distinguish fake news, the model’s objective is to learn the probability distribution of $\mathbb{P}(y \mid x)$.

3.1.2 Incomplete Modality

We focus on fine-grained modality incompleteness by preprocessing the raw data to obtain incomplete modality data. The text modality exhibits incompleteness at the word-level, while the image modality is incomplete at the $n \times n$ patch-level. Specifically, given a news text $x^T = \{t_1, t_2, \dots, t_m\}$, where t_i represents the i -th word and m denotes the sentence length. We introduce text modality incompleteness by randomly removing $M^T\%$ of the words. The remaining text contains $\hat{m} = m \times (1 - M^T\%)$ words, represented as $\hat{x}^T = \{t_1, t_2, \dots, t_{\hat{m}}\}$. The corresponding news image is represented as $x^V = \{v_1, v_2, \dots, v_{n \times n}\}$, where the image is divided into $n \times n$ patches, and v_i represents the i -th patch. Under an image missing rate of $M^V\%$, we randomly mask $M^V\%$ of the image patches, leaving $\hat{n} = n \times n \times (1 - M^V\%)$ valid patches, denoted as $\hat{x}^V = \{v_1, v_2, \dots, v_{\hat{n}}\}$.

Thus, the newly constructed incomplete multimodal news data is represented as $\hat{x} = \{\hat{x}^T, \hat{x}^V\}$.

Formally, under the incomplete modality setting, our new optimization objective is formulated using maximum likelihood estimation, expressed as follows:

$$\max \mathcal{O} = \mathbb{E}_{(\hat{x}, y) \sim p_{\text{Train}}} \log p(y \mid \hat{x}) \quad (1)$$

where p_{train} represents the distribution of incomplete modalities in the training data.

3.2 Overview Framework

As shown in Figure 2, the overall architecture of our proposed MMLNet consists of three key components designed for incomplete modalities: a Modality-specific Multi-expert Reasoning paradigm, an Incomplete Modality Adapter module, and a Modality missing learning module.

3.3 Multi-Expert Reasoning Module

3.3.1 Expert of Text-Modality

In multimodal learning, the text modality typically plays a dominant role due to its higher information density. An incomplete text modality significantly impacts model performance; therefore, modeling text modality experts is crucial for the MMR task.

With the multimodal input, we adopt the CLIP model (Contrastive Language-Image Pretraining), a vision-and-language pre-trained model that has demonstrated significant performance across various vision-and-language downstream tasks, to extract features of the textual modality and the image modality.

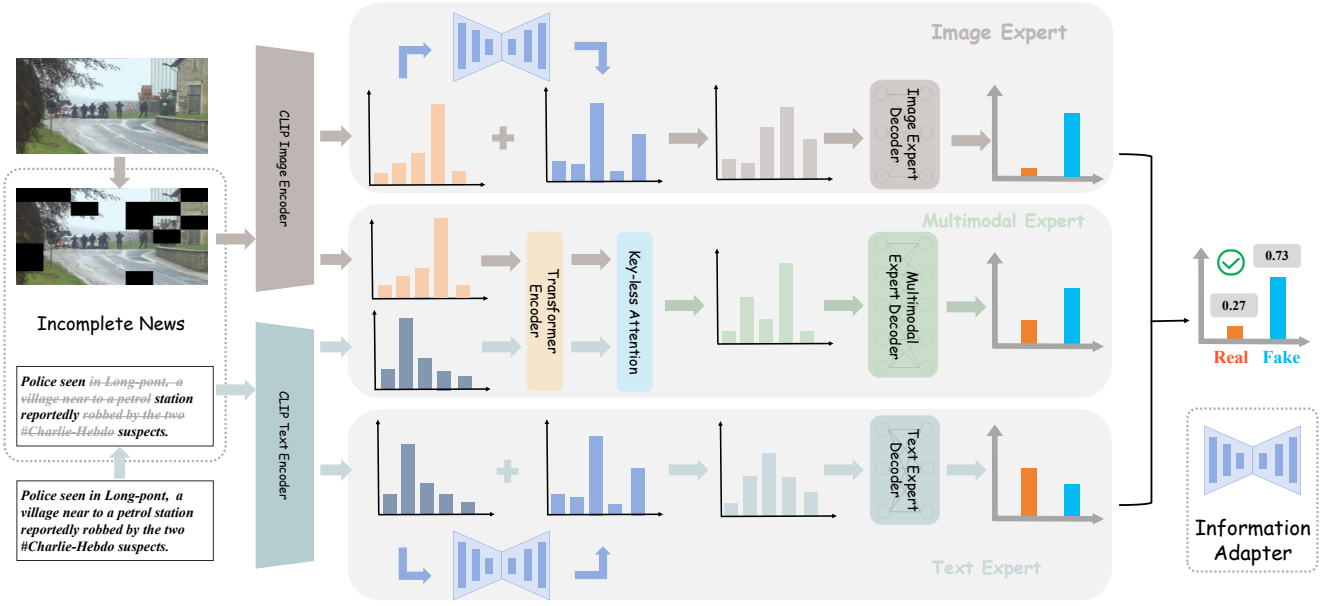


Fig. 2: Overview of MMLNet framework.

Given a news text $x^T = \{t_1, t_2, \dots, t_m\}$, where t_i represents the i -th word and m denotes the sentence length. The CLIP text encoder \mathbb{T} outputs the corresponding representation H :

$$H = \mathbb{T}(x^T) = (h_{[\text{CLS}]}, h_1, h_2, \dots, h_m) \quad (2)$$

We employ $h_{[\text{CLS}]}$ to model the distribution of the text modality expert, and we employ the text modality adapter $f_A^T(\cdot)$ to enhance feature robustness, as shown below:

$$F_T = f_A^T(h_{[\text{CLS}]}) \quad (3)$$

$$y^h = \text{softmax}(\mathbf{W}F_T + \mathbf{b}) \quad (4)$$

where y^h is the output distribution of text modality expert.

3.3.2 Expert of Image-Modality

The image modality is typically a complementary modality to text, and its integration with the text modality facilitates the assessment of news authenticity. We employ the CLIP image encoder to model the image modality expert.

For the corresponding image $x^V = \{v_1, v_2, \dots, v_n\}$, the CLIP image encoder \mathbb{V} outputs the corresponding representation R :

$$R = \mathbb{V}(x^V) = (r_{[\text{CLS}]}, r_1, r_2, \dots, r_n) \quad (5)$$

where n represents the number of image patches.

Similarly, $r_{[\text{CLS}]}$ is used to model the image modality expert, and we employ the image modality adapter $f_A^I(\cdot)$ to enhance feature robustness, as shown below:

$$F_I = f_A^I(r_{[\text{CLS}]}) \quad (6)$$

$$y^r = \text{softmax}(\mathbf{W}F_I + \mathbf{b}) \quad (7)$$

where y^v is the output distribution of image modality expert.

3.3.3 Expert of Multi-Modality

Modeling the distribution between text modality and image modality is advantageous for capturing deep-level deceptive information. However, incomplete modality information can mislead the modeling of inter-modality distributions, thereby hindering the recognition of deceptive information. In this work, we employ a transformer encoder to model the joint expert distribution across multiple modalities.

Specifically, given the yielded text representation H and image representation R , we first concat them as follows:

$$F = (H, R) = (h_{[\text{CLS}]}, h_1, \dots, h_m, r_{[\text{CLS}]}, r_1, \dots, r_n) \quad (8)$$

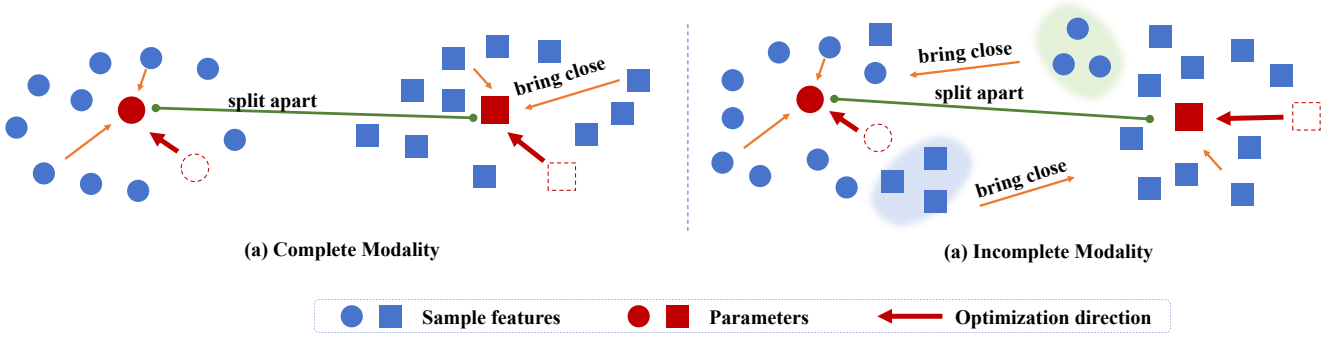


Fig. 3: Distribution of features in space for complete and incomplete modality.

Then, we apply different linear functions to obtain the corresponding queries Q , keys K and values V , and the updated representation \hat{F} can be denoted as

$$\hat{F} = (\hat{h}_{[\text{CLS}]}, \hat{h}_1, \dots, \hat{h}_m, \hat{r}_{[\text{CLS}]}, \hat{r}_1, \dots, \hat{r}_n) = \text{softmax} \left(\frac{QK^\top}{\sqrt{d_k}} \right) V \quad (9)$$

where d_k is the mapped dimension.

we use attention mechanism to further fuse the image-text interaction feature f by calculating:

$$p_t, p_v = \text{softmax}(\mathbf{W}(\hat{h}_{[\text{CLS}]}, \hat{r}_{[\text{CLS}]}) + b) \quad (10)$$

$$f = p_t \hat{h}_{[\text{CLS}]} + p_v \hat{r}_{[\text{CLS}]} \quad (11)$$

$$y^f = \text{softmax}(\mathbf{W}f + \mathbf{b}) \quad (12)$$

where y^f is output distribution.

3.3.4 Multi-Expert Reasoning Paradigm

Given the obtained expert feature distributions y^h, y^r, y^f , We employ a dynamic routing network to balance the weights of different expert distributions, aiming to better integrate the judgments of various experts in determining the authenticity of news.

$$y^o = \sum_{M \in \{h, r, f\}} \lambda_o^M y^M, \lambda_o \in [0, 1] \quad (13)$$

Here, λ_o is a learnable parameter, y^o can be regarded as harnessing rich features from the text modality h , image modality r , and image-text interaction modality f , which enables MMLNet to achieve better robustness in the presence of missing modality information.

3.4 Incomplete Modality Adapters

Mainstream MMR tasks typically employ models pre-trained on large-scale datasets as encoders, which may lead to overfitting of feature distributions, a problem that becomes more pronounced when modality information is missing. Inspired by [8], we introduce lightweight feature adapters for single-modality image and text, enabling the learning of new modality features to compensate for the missing information while preserving the original distributions learned by the pre-trained models.

We utilize residual connections to merge the feature distributions of images and text with the new distributions from adapters, enabling the model to balance compensated modality features and disentangled image and text features. With the image and text Feature Adapters $A^I(\cdot)$ and $A^T(\cdot)$ respectively, the final unimodal representations F_I, F_T are obtained as follows:

$$F_I = \alpha A^I(r_{[\text{CLS}]}) + (1 - \alpha)r_{[\text{CLS}]} = f_A^I(r_{[\text{CLS}]}) \quad (14)$$

$$F_T = \alpha A^T(h_{[\text{CLS}]}) + (1 - \alpha)h_{[\text{CLS}]} = f_A^T(h_{[\text{CLS}]}) \quad (15)$$

Where α is residual ratio to maintain harmony between these two modules. We do not focus on compensating for multimodal feature distributions; instead, we aim to extract misinformation from interactions within the original single modality features.

3.5 Modality Missing Learning

As shown in Figure 3, intuitively, when samples with opposite labels show greater semantic similarity, it is more difficult for the model to distinguish the authenticity of the news. On the contrary, when there is a

significant difference in the semantic similarity of samples with the same label, the model tends to make inconsistent inferences about their authenticity. Missing modality information worsens this phenomenon.

To enhance the performance of MMLNet in MMR tasks under conditions of incomplete modality information, we propose a modality missing learning algorithm based on a vanilla multimodal contrastive learning framework. This simple yet effective approach aims to mitigate the negative effects of missing modality information by constraining the feature distributions across multiple modalities. Specifically, for each training sample x , we first define the corresponding positive sample set \mathcal{S}_p and negative sample set \mathcal{S}_n for it. Here, \mathcal{S}_p contains samples with the same label as x , while \mathcal{S}_n contains samples with the opposite label as x . As shown in Figure 3, we aim to learn a robust latent representation of x by attracting x to the representation of samples in \mathcal{S}_p and repudiating it away from the representation of samples in \mathcal{S}_n as follows:

$$\mathcal{L}_m = \frac{1}{|\mathcal{S}_p|} \sum_{p \in \mathcal{S}_p} -\log \frac{\exp(f(\mathbf{h}) \cdot f(\mathbf{h}_p) / \tau)}{\sum_{n \in \mathcal{S}_n} \exp(f(\mathbf{h}) \cdot f(\mathbf{h}_n) / \tau)} \quad (16)$$

where $f(\cdot)$ denotes an MLP projection. τ is a temperature coefficient. h_p and h_n are the final representations of the positive sample p and negative sample n .

However, in incomplete modal MMR task, it is sub-optimal to weight all positive and negative samples equally. This alignment objective is not fully compatible with multimodal misinformation recognition with incomplete modalities. Based on the aforementioned perceptions, our model encounters two common but difficult problems caused by the lack of modality information: 1) distinguishing samples with similar semantic information but opposite labels due to incomplete modal information, and 2) narrowing the gap between samples with different semantic information but the same label due to incomplete modal information. To accomplish this, we introduce a label-aware adaptive weighting strategy. Specifically, we measure the semantic similarity of two samples by measuring the cosine similarity, each sample is re-weighted as follows:

$$w_c = \begin{cases} 1 - \cos(h_c, h), & (c \in \mathcal{S}_p) \\ 1 + \cos(h_c, h), & (c \in \mathcal{S}_n) \end{cases} \quad (17)$$

where w_c is the label-aware weight for sample c . h_c is the representation vector of sample c . Ultimately, the contrastive loss is refined as follows:

$$\hat{\mathcal{L}}_m = \frac{1}{|\mathcal{S}_p|} \sum_{p \in \mathcal{S}_p} -\log \frac{w_p \cdot \exp(f(\mathbf{h}) \cdot f(\mathbf{h}_p) / \tau)}{\sum_{n \in \mathcal{S}_n} w_n \cdot \exp(f(\mathbf{h}) \cdot f(\mathbf{h}_n) / \tau)} \quad (18)$$

where w_p and w_n denote the weights assigned for a positive sample p and a negative sample n , respectively.

In fact, modality missing learning is not only effective for multimodal features. We also apply it to text modality features F_T and image modality features F_I to further constrain the distribution of unimodal features and enhance the robustness of the MMLNet model in the incomplete modality MMR task.

3.6 Overall Optimization

We employ the cross-entropy loss to optimize as follows,

$$\mathcal{L}_c = -\sum_{i=1}^N y_i^T \log \hat{y}_i \quad (19)$$

Here, y represents the ground truth, \hat{y} stands for the probability of the predicted label corresponding to the i -th image-text pair.

Finally, we combine the classification and modality missing learning loss functions together to optimize the whole model as follows,

$$\mathcal{L} = \sum_{M \in \{I, T, F\}} \lambda_o^M (\lambda_c \mathcal{L}_c^M + \lambda_m \mathcal{L}_m^M) \quad (20)$$

where λ_c , λ_o and λ_m is a hyperparameter that controls the loss weight to balance learning. Note that the hyperparameter λ_o is consistent with Eq. 13.

4 Experiments

In this section, we conduct relevant experiments to address several research questions. Through these experimental results, we systematically evaluate the effectiveness of MMLNet in tackling key challenges in incomplete modality misinformation recognition:

- **RQ1:** Can MMLNet effectively enhance the performance of misinformation recognition?
- **RQ2:** Is the proposed design robust for misinformation recognition under incomplete modalities?
- **RQ3:** Do individual components contribute to improving misinformation recognition capability?
- **RQ4:** Can modality missing learning significantly improve incomplete modality MMR?

- **RQ5:** How do MMLNet accurately assess the authenticity of the news?
- **RQ6:** Does MMLNet have limitations in determining the authenticity of news with incomplete information?

4.1 Datasets

We evaluate the performance of MMLNet on three real-world datasets: Weibo [18], Weibo21 [34], and PHEME [67], covering both Chinese and English. The Weibo dataset is the most widely used Chinese misinformation recognition dataset, containing fake and real news from Sina Weibo between 2012 and 2016, verified by authoritative sources such as Xinhua News Agency and Sina’s official debunking system. The Weibo21 dataset, released in 2021, is an updated version of the Weibo dataset that includes more recent Weibo news. PHEME is an English-language dataset consisting of tweets from Twitter, focusing on five breaking news events. Each event comprises a set of posts containing a substantial amount of textual and visual content, along with corresponding annotations. Three events are randomly selected, and their associated tweets are used for training, while tweets from the remaining events are utilized for testing. For comparison with baseline methods, we follow previous studies [7], [29], [59], [63] and use the same preprocessed dataset.

4.2 Evaluation Metrics

The multimodal misinformation recognition problem is a binary classification task. Based on previous work [7], [28], [29], we apply the accuracy score (ACC), the area under the receiver operating characteristic curve (AUC), and the macro-F1 score (M-F1) as evaluation metrics.

4.3 Baseline

We compare the two open-sourced sota MFDN methods including NSLM [7] and MIMoE [29]. We also fine-tune the parameters of MLLM to show the ability of MLLM in MMR in complete and incomplete modal scenarios, specifically using the open-sourced MLLM Qwen-VL-7B¹ and LLaVA-v1.5-13B².

¹ <https://github.com/QwenLM/Qwen-VL>

² <https://huggingface.co/liuhaotian/llava-v1.5-13b>

4.4 Implementation Details

To facilitate future research on incomplete modality MMR, for handling missing text modality, we set a random seed and pre-store the missing text. For missing image modality, we store the indices of the missing patches. Specifically, the image is resized to 224×224 and decompose it into patches of size 32×32 . For the simplicity of the experiment, the training set and the test set have the same missing settings.

To ensure fairness and reproducibility, MMLNet adopts a consistent set of hyperparameters across all datasets, with a random seed of 42. For simplicity, we use chinese-clip-vit-large-patch14³ as the encoder for Weibo and Weibo21, clip-vit-large-patch14⁴ as the encoder for PHEME dataset. We implement our model using PyTorch and optimize it with AdamW (learning rate is $1e-4$, CLIP learning rate is $3e-6$). We set the weight decay to 0.005, train for 15 epochs with a batch size of 16, and apply a dropout rate of 0.3. The hyperparameters are tuned based on the validation set of the Weibo dataset. Experiments were conducted on a single 24GB 4090 GPU. Code is publicly available for detailed review.

4.5 Main Results

Answer to RQ1. We conducted experiments using Chinese and English datasets in the complete modality scenario, as shown in Table 1. MMLNet significantly outperforms existing sota MMR methods and MLLM in three evaluation indicators. On the Chinese weibo dataset, the accuracy scores of the sota MMR method and MLLM are improved by 2.73% and 12.22% respectively. On the English PHEME dataset, the accuracy scores of the sota MMR method and MLLM are improved by 2.14% and 30.68% respectively. These experimental results prove that MMLNet can more accurately identify misinformation in news. For example, the accuracy scores on Weibo and PHEME are 95.22 and 87.78 respectively. This may be attributed to modeling multi-expert modal distribution and jointly discriminating misinformation news. Due to space limitations, the results of the Weibo21 dataset can be viewed in the appendix.

Answer to RQ2. Compared with previous methods of incomplete modality learning [48], [51], [56], we first explored more fine-grained modality missing scenarios. Inspired by the previous methods, which explored two cases where the image and text modalities

³ <https://huggingface.co/OFA-Sys/chinese-clip-vit-large-patch14>

⁴ <https://huggingface.co/openai/clip-vit-large-patch14>

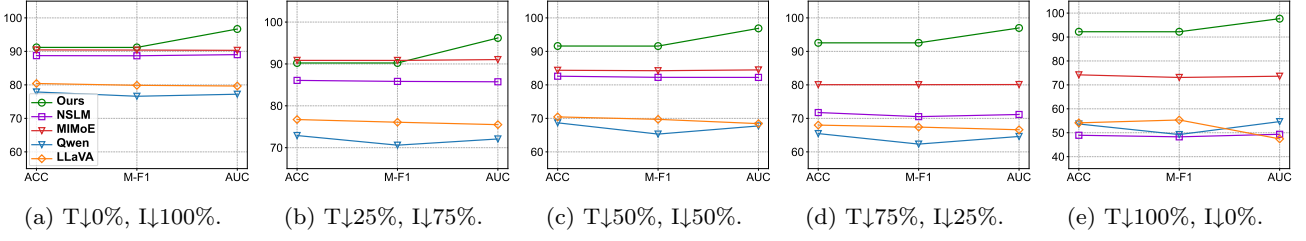


Fig. 4: Experimental results of Weibo dataset. ‘T’ and ‘I’ respectively represent the text and image modalities.

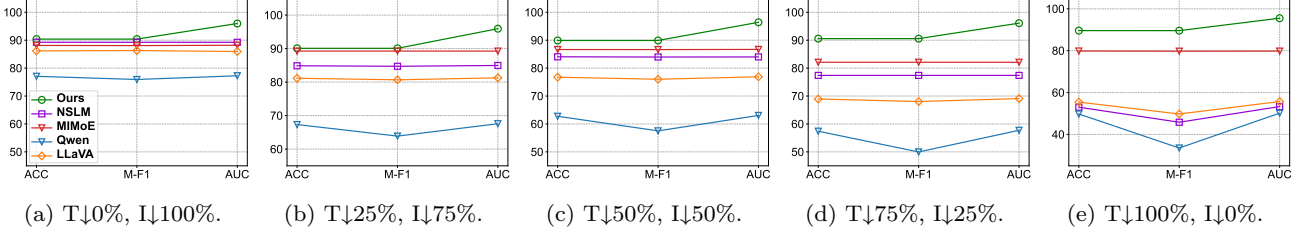


Fig. 5: Experimental results of Weibo21 dataset. ‘T’ and ‘I’ respectively represent the text and image modalities.

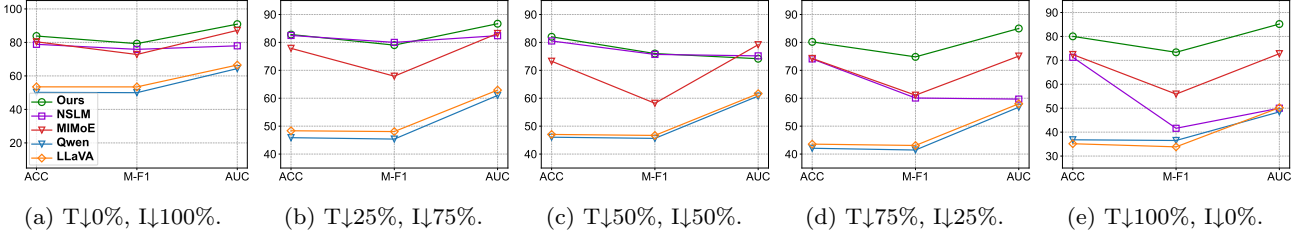


Fig. 6: Experimental results of PHEME dataset. ‘T’ and ‘I’ respectively represent the text and image modalities.

were 100% missing, we designed a total of 14 modality missing scenarios and conducted experiments, covering the previous modality missing settings. Specifically, we set the missing ratio r , where the text modality missing ratio is r_t and the image modality missing ratio is r_v . $r = r_t + r_v$, where $r, r_t, r_v \in \{0, 25, 50, 75, 100\} \subseteq [0, 100]$. Here, we visualize the incompleteness of the five modalities when $r = 100$, as shown in Figures 4, 5, and 6. Table 1 shows in detail the cases where text modality missing dominates ($r_t = 75, r_v = 25$) and image modality missing dominates ($r_t = 25, r_v = 75$) when $r = 100$. Experiments show that MMLNet performs best in most cases of modality incompleteness and has better robustness. Analyzing the bad cases, in the weibo dataset, when the text modality missing is dominant, although the performance of MIMoE is slightly better than that of MMLNet, when the image modality missing is dominant, the performance of MIMoE deteriorates significantly, with the accuracy dropping by nearly 13%, while the drop of MMLNet is only 2.6%. By modeling the distribution of different modalities learned by different experts and learning the consistency of modality missing, MMLNet can cope with various modal missingness

with ease. Please refer to the appendix for the complete experiment of modality missing scenario.

4.6 Ablation Study

Answer to RQ3. To evaluate the effectiveness of different components, we conduct an ablation study in Table 3, which is divided into three parts: 1) modality expert module, 2) modality missing learning module, and 3) incomplete modality adapters.

1) To validate the effectiveness and robustness of the modality-specific multi-expert reasoning paradigm in MMLNet for the MFDN task, we conducted ablation studies by sequentially removing the textual expert L_c^h , the visual expert L_c^v , and the multimodal expert L_c^f . The framework achieved the best performance when all experts collaborated, demonstrating that all modal experts play indispensable roles in discerning the authenticity of news. Notably, removing the L_c^f resulted in a significant performance drop, which highlights the critical importance of modeling the distribution of cross-modal interaction features for the success of MMR.

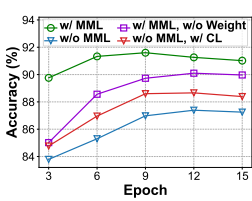
2) Similarly, we conducted ablation studies by individually removing the textual modality missing learn-

Table 2: Ablation experiments on complete modalities on the Weibo and PHEME datasets. ‘w/o’ is an abbreviation for ‘with’, and ‘w/o’ is an abbreviation for ‘without’.

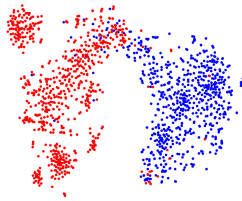
Method	Complete Modality					
	Weibo			PHEME		
	ACC(%)	F1(%)	AUC(%)	ACC(%)	F1(%)	AUC(%)
NSLM	92.28	92.28	92.32	84.65	81.82	82.88
w/ L_m	93.44 \uparrow 1.16	93.44 \uparrow 1.16	93.54 \uparrow 1.22	86.96 \uparrow 2.31	84.31 \uparrow 2.49	84.84 \uparrow 1.96
w/ A	92.90 \uparrow 0.62	92.89 \uparrow 0.61	92.90 \uparrow 0.58	85.64 \uparrow 0.99	83.20 \uparrow 1.38	84.78 \uparrow 1.90
MIMOE	92.49	92.47	92.42	85.64	81.90	89.40
w/ L_m	93.85 \uparrow 1.36	93.85 \uparrow 1.38	93.91 \uparrow 1.49	87.12 \uparrow 1.48	84.33 \uparrow 2.43	84.45 \downarrow 4.95
w/ A	93.37 \uparrow 0.88	93.37 \uparrow 0.90	93.48 \uparrow 1.06	86.13 \uparrow 0.49	82.20 \uparrow 0.30	88.99 \downarrow 0.41
MMLNet-Ours	95.22	95.21	98.93	87.78	84.35	90.97
w/o L_c^h	94.67 \downarrow 0.55	94.65 \downarrow 0.56	98.79 \downarrow 0.14	87.45 \downarrow 0.33	84.29 \downarrow 0.06	89.53 \downarrow 1.44
w/o L_c^r	94.88 \downarrow 0.34	94.87 \downarrow 0.34	98.91 \downarrow 0.02	87.29 \downarrow 0.49	84.05 \downarrow 0.30	89.49 \downarrow 1.48
w/o L_c^f	91.80 \downarrow 3.42	91.80 \downarrow 3.41	97.57 \downarrow 1.36	86.46 \downarrow 1.32	82.86 \downarrow 1.49	89.60 \downarrow 1.37
w/o L_m^h	95.01 \downarrow 0.21	95.01 \downarrow 0.20	98.95 \downarrow 0.02	87.12 \downarrow 0.66	83.94 \downarrow 0.41	90.69 \downarrow 0.28
w/o L_m^r	94.94 \downarrow 0.28	94.94 \downarrow 0.27	98.97 \downarrow 0.04	86.96 \downarrow 0.82	83.93 \downarrow 0.42	89.64 \downarrow 1.33
w/o L_m^f	93.31 \downarrow 1.91	93.27 \downarrow 1.94	98.41 \downarrow 0.52	86.30 \downarrow 1.48	82.75 \downarrow 1.60	89.84 \downarrow 1.13
w/o A	94.19 \downarrow 1.03	94.18 \downarrow 1.03	98.53 \downarrow 0.40	86.63 \downarrow 1.15	83.29 \downarrow 1.06	89.80 \downarrow 1.17

Table 3: Ablation experiments on incomplete modalities on the Weibo and PHEME datasets. In the incomplete modality setting, the text modality is missing 50% and the image modality is missing 50%. ‘w/o’ is an abbreviation for ‘with’, and ‘w/o’ is an abbreviation for ‘without’.

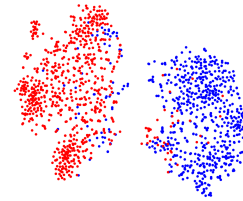
Method	Incomplete Modality					
	Weibo			PHEME		
	ACC(%)	F1(%)	AUC(%)	ACC(%)	F1(%)	AUC(%)
NSLM	82.59	82.25	82.23	78.87	75.86	77.97
w/ L_m	86.68 \uparrow 4.09	86.68 \uparrow 4.43	86.78 \uparrow 4.55	81.18 \uparrow 2.31	76.44 \uparrow 0.58	75.82 \downarrow 2.15
w/ A	85.87 \uparrow 3.28	85.84 \uparrow 3.59	86.10 \uparrow 3.87	80.52 \uparrow 1.65	75.70 \downarrow 0.16	75.18 \downarrow 2.79
MIMOE	84.36	84.23	84.74	73.26	58.20	79.17
w/ L_m	89.48 \uparrow 5.12	89.47 \uparrow 5.24	89.47 \uparrow 4.73	75.08 \uparrow 1.82	65.90 \uparrow 7.70	78.99 \downarrow 0.18
w/ A	86.89 \uparrow 2.53	86.74 \uparrow 2.51	86.64 \uparrow 1.9	74.91 \uparrow 1.65	61.50 \uparrow 3.30	78.47 \downarrow 0.70
MMLNet-Ours	91.60	91.58	96.87	82.01	76.01	74.16
w/o L_c^h	90.10 \downarrow 1.50	90.09 \downarrow 1.49	96.41 \downarrow 0.46	81.02 \downarrow 0.99	74.58 \downarrow 1.43	85.25 \uparrow 11.09
w/o L_c^r	91.33 \downarrow 0.27	91.32 \downarrow 0.26	97.12 \downarrow 0.25	81.18 \downarrow 0.83	73.12 \downarrow 2.89	70.67 \uparrow 3.49
w/o L_c^f	89.21 \downarrow 2.39	89.15 \downarrow 2.43	95.83 \downarrow 1.04	79.86 \downarrow 2.15	71.94 \downarrow 4.07	84.75 \uparrow 10.59
w/o L_m^h	90.92 \downarrow 0.68	90.91 \downarrow 0.67	96.76 \downarrow 0.11	80.52 \downarrow 1.49	73.98 \downarrow 2.03	84.44 \uparrow 10.28
w/o L_m^r	91.26 \downarrow 0.34	91.24 \downarrow 0.34	97.06 \downarrow 0.19	81.51 \downarrow 0.50	74.85 \downarrow 1.16	72.79 \uparrow 1.37
w/o L_m^f	89.76 \downarrow 1.84	89.73 \downarrow 1.85	96.24 \downarrow 0.63	80.19 \downarrow 1.82	74.82 \downarrow 1.19	84.95 \uparrow 10.97
w/o A	89.82 \downarrow 1.78	89.82 \downarrow 1.76	96.80 \downarrow 0.07	80.69 \downarrow 1.32	75.40 \downarrow 0.61	84.47 \uparrow 10.31



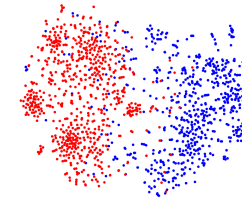
(a) Training Curves.



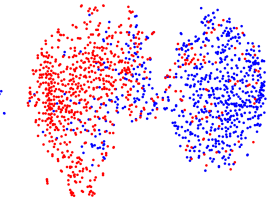
(b) w/ MML.



(c) w/o Weight.



(d) w/o MML, w/ MCL.



(e) w/o MML.

Fig. 7: Visualization of Ablation Experiments on Modality Missing Learning Module on the Weibo Dataset. Subfigure 7a: Accuracy on the Testing Set. The Following Four Subfigures: Visualizations of T-SNE Dimensionality Reduction of Multimodal Features Before Classification Corresponding to the Four Curves in Subfigure 7a.

Image								
Text	Police seen in Longpont, a village near to a petrol station reportedly robbed by the two #Charlie-Hebdo suspects.	Police seen in Longpont, a village near to a petrol station reportedly robbed by the two #Charlie-Hebdo suspects.	The PM's office releases a statement about #sydneyseige.	The PM's office releases a statement about #sydneyseige.	#BREAKING Multiple sources tell @CNN Michael Zehaf-Bibeau is likely shooter in #OttawaShooting	#BREAKING Multiple sources tell @CNN Michael Zehaf-Bibeau is likely shooter in #OttawaShooting	Excellent! The new cinema and art critics #JeSuisCharlie	Excellent! The new cinema and art critics #JeSuisCharlie
Modality Missing Rate	-	T ↓75%, I ↓25%	-	T ↓25%, I ↓75%	-	T ↓75%, I ↓25%	-	T ↓25%, I ↓75%
NSLM (AAAI'24)	Fake News ✓	Real News ✗	Fake News ✓	Real News ✗	Real News ✗	Real News ✗	Fake News ✗	Fake News ✗
MIMoE (WWW'25)	Fake News ✓	Real News ✗	Fake News ✓	Real News ✗	Real News ✗	Real News ✗	Real News ✓	Fake News ✗
Qwen-VL-7B	Real News ✗	Real News ✗	Fake News ✓	Real News ✗	Real News ✗	Real News ✗	Fake News ✗	Fake News ✗
LLaVA-13B	Fake News ✓	Real News ✗	Fake News ✓	Real News ✗	Real News ✗	Real News ✗	Fake News ✗	Fake News ✗
MMLNet (Ours)	Image	Fake News ✓	Fake News ✓	Fake News ✓	Real News ✗	Real News ✗	Real News ✗	Fake News ✗
	Text	Fake News ✓	Real News ✗	Fake News ✓	Fake News ✓	Real News ✗	Real News ✓	Fake News ✗
	Multi-Modal	Fake News ✓	Fake News ✓	Fake News ✓	Fake News ✓	Real News ✗	Real News ✓	Fake News ✗
	Final Prediction	Fake News ✓	Fake News ✓	Fake News ✓	Fake News ✓	Real News ✗	Real News ✓	Fake News ✗
Ground Truth		Fake News 🚫		Fake News 🚫		Fake News 🚫		Real News 😊

Fig. 8: Case study on misinformation recognition. Here, we perform analysis on the PHEME dataset with both complete and incomplete modalities. ‘T’ represents the text modality and ‘I’ represents the image modality. ‘Text modality missing predominates’ refers to T↓75%, I↓25%. ‘Image modality missing predominates’ refers to T↓25%, I↓75%.

ing loss L_m^h , visual modality missing learning loss L_m^r , and multimodal modality missing learning loss L_m^f . Notably, ‘w/ L_m ’ indicates that we re-implemented the approach on baseline models NSLM and MIMoE, improved accuracy by an average of 3% under scenarios where 50% of textual and visual modalities were missing. Detailed experimental results demonstrate that modality missing learning algorithm enhances robustness.

3) ‘w/o A ’ indicates that we removed the adapters that compensate for the missing information of the text and image modalities. ‘w/ A ’ means that an adapter is added to the baseline model to enhance feature robustness. Interestingly, the adapter not only improves performance in the presence of missing modalities, but also boosts the accuracy score by approximately 1% even when no modality information is missing, demonstrating that the adapter compensates for missing modality information and enhances the model’s robustness.

4.7 Analysis on Modality Missing Learning.

Answer to RQ4. As shown in Figure 7a, our modality missing learning is more suitable for MMR tasks with incomplete modalities. On the Weibo dataset with 50% text and 50% image modality missing, we conducted the following ablation experiments on modality missing learning:

- **w/ MML.** MMLNet with modality missing learning.
- **w/o Weight.** MMLNet with modality missing learning but without the weight in Eq18.

- **w/o MML, w/ MCL.** MMLNet with vanilla multimodal contrastive learning.
- **w/o MML.** MMLNet without modality missing learning.

We visualized the multimodal features before classification via T-SNE⁵ in Figure 7. The ‘w/ MML’ line shows that MMLNet with modality missing learning achieves up to an 4% higher accuracy than without it, indicating our modality missing learning is beneficial in modality missing scenarios. ‘w/o Weight’ is second-best, showing that positive and negative samples based on news authenticity labels improve the MMLNet model’s ability to detect misinformation. ‘w/o MML, w/ MCL’ has similar performance to ‘w/o MML’, but Figure 7d shows that vanilla multimodal contrastive learning has the worst visualization results, as modality missing undermines vanilla multimodal contrastive learning. This occurs because when image and text modality information is missing, the vanilla multimodal contrastive learning is misled by the missing information and cannot effectively distinguish between positive and negative samples.

4.8 Case Study

Answer to RQ5. In Figure 8, we provide a case study on MMR to provide a detailed analysis with some interpretability. Analyzing the left 4 columns, although most baseline models are able to distinguish misinformation

⁵ <https://github.com/mxl1990/tsne-pytorch>

when the modality information is complete, they cannot make accurate judgments when the modality information is incomplete. However, MMLNet effectively corrects the impact of missing modality information on model performance by combining distributions from different modality experts. For example, when text modality absence predominates, the lack of text modality information causes erroneous judgments by the text expert, but the image modality expert and multimodal expert distributions compensate for this, improving MMLNet's robustness in MMR.

Answer to RQ6. Although MMLNet has achieved significant improvements in the incomplete modality MMR task, it still has limitations. When modality information is severely missing, it cannot effectively distinguish the authenticity of news. As shown in the sixth column of Figure 8, when the text modality information is missing to a large extent, the model will mistakenly judge the news as true, mainly because of the loss of key person information. Similarly, when the image modal information is missing to a large extent, effective information cannot be obtained from the image modality. As shown in the eighth column of Figure 8, when the text information on the image is lost, resulting in semantic inconsistency between the image modality and the text modality, the model mistakenly judges the sample as fake news.

5 Conclusion and Discussion

In this paper, we focus on the impact of modality missing information on the robustness of multimodal misinformation recognition. These issues are common in practical applications, yet they have been insufficiently explored in previous studies. We propose MMLNet, which models the distribution of different modalities through multi-expert learning. The modality missing adapter compensates for missing modality information, while incomplete modality learning enhances the robustness of feature distributions. Multi-expert collaboration enables accurate identification of misinformation. Extensive experiments and ablation studies under both complete and incomplete modalities demonstrate the effectiveness of our approach. Our future work will explore more missing modality scenarios in MMR tasks, such as video and audio modalities, to further improve the adaptability of our method. Meanwhile, we will study how to design more modality missingness to better fit real-world contexts.

Acknowledgements This work was supported by the National Natural Science Foundation of China under Grant No. 62376121 and No. 62501644.

Declarations

- **Conflict of interest.** The authors declare that they have no Conflict of interest.
- **Data availability.** The datasets used in this study are publicly available from the following sources: the Weibo dataset [link](#), the Weibo21 dataset [link](#), and the Pheme dataset [link](#).
- **Code availability.**
<https://github.com/zhyhome/MMLNet>

References

1. Jinze Bai, Shuai Bai, Shusheng Yang, Shijie Wang, Sinan Tan, Peng Wang, Junyang Lin, Chang Zhou, and Jingren Zhou. Qwen-vl: A versatile vision-language model for understanding, localization, text reading, and beyond. *arXiv preprint arXiv:2308.12966*, 2023.
2. Ziyun Cai, Yawen Huang, Tengfei Zhang, Yefeng Zheng, and Dong Yue. Multi-source domain adaptation by causal-guided adaptive multimodal diffusion networks. *International Journal of Computer Vision*, 133(7):4623–4645, 2025.
3. Jiayi Chen and Aidong Zhang. Hgmf: Heterogeneous graph-based fusion for multimodal data with incompleteness. In *Proceedings of the 26th ACM SIGKDD International Conference on Knowledge Discovery & Data Mining, KDD '20*. Association for Computing Machinery, 2020.
4. Yixuan Chen, Dongsheng Li, Peng Zhang, Jie Sui, Qin Lv, Lu Tun, and Li Shang. Cross-modal ambiguity learning for multimodal fake news detection. In *Proceedings of the ACM Web Conference 2022, WWW '22*, page 2897–2905, New York, NY, USA, 2022. Association for Computing Machinery.
5. Ziwei Chen, Linmei Hu, Weixin Li, Yingxia Shao, and Liqiang Nie. Causal intervention and counterfactual reasoning for multi-modal fake news detection. In Anna Rogers, Jordan Boyd-Graber, and Naoaki Okazaki, editors, *Proceedings of the 61st Annual Meeting of the Association for Computational Linguistics (Volume 1: Long Papers)*, pages 627–638, Toronto, Canada, July 2023. Association for Computational Linguistics.
6. S. Dong, Jin Wang, Renhe Ji, Jiajun Liang, Haoqiang Fan, and Zheng Ge. Implicit identity leakage: The stumbling block to improving deepfake detection generalization. *2023 IEEE/CVF Conference on Computer Vision and Pattern Recognition (CVPR)*, pages 3994–4004, 2022.
7. Yiqi Dong, Dongxiao He, Xiaobao Wang, Youzhu Jin, Meng Ge, Carl Yang, and Di Jin. Unveiling implicit deceptive patterns in multi-modal fake news via neuro-symbolic reasoning. In *AAAI Conference on Artificial Intelligence*, 2024.
8. Peng Gao, Shijie Geng, Renrui Zhang, Teli Ma, Rongyao Fang, Yongfeng Zhang, Hongsheng Li, and Yu Qiao. Clip-adapter: Better vision-language models with feature adapters. *Int. J. Comput. Vision*, 132(2):581–595, September 2023.
9. Bilal Ghanem, Simone Paolo Ponzetto, Paolo Rosso, and Francisco Rangel. FakeFlow: Fake news detection by modeling the flow of affective information. In *Proceedings of the 16th Conference of the European Chapter*

- of the Association for Computational Linguistics: Main Volume, Online, April 2021. Association for Computational Linguistics.
10. Zirun Guo, Tao Jin, and Zhou Zhao. Multimodal prompt learning with missing modalities for sentiment analysis and emotion recognition. In Lun-Wei Ku, Andre Martins, and Vivek Srikumar, editors, *Proceedings of the 62nd Annual Meeting of the Association for Computational Linguistics (Volume 1: Long Papers)*, pages 1726–1736, Bangkok, Thailand, August 2024. Association for Computational Linguistics.
 11. Wei Han, Hui Chen, Min-Yen Kan, and Soujanya Poria. MM-align: Learning optimal transport-based alignment dynamics for fast and accurate inference on missing modality sequences. In Yoav Goldberg, Zornitsa Kozareva, and Yue Zhang, editors, *Proceedings of the 2022 Conference on Empirical Methods in Natural Language Processing*, pages 10498–10511, Abu Dhabi, United Arab Emirates, December 2022. Association for Computational Linguistics.
 12. Beizhe Hu, Qiang Sheng, Juan Cao, Yongchun Zhu, Danding Wang, Zhengjia Wang, and Zhiwei Jin. Learn over past, evolve for future: Forecasting temporal trends for fake news detection. In Sunayana Sitaram, Beata Beigman Klebanov, and Jason D Williams, editors, *Proceedings of the 61st Annual Meeting of the Association for Computational Linguistics (Volume 5: Industry Track)*, pages 116–125, Toronto, Canada, July 2023. Association for Computational Linguistics.
 13. Lianyu Hu, Tongkai Shi, Wei Feng, Fanhua Shang, and Liang Wan. Deep correlated prompting for visual recognition with missing modalities. In *Thirty-Eighth Annual Conference on Neural Information Processing Systems*, 2024.
 14. Ruohong Huan, Guowei Zhong, Peng Chen, and Ronghua Liang. Unimf: A unified multimodal framework for multimodal sentiment analysis in missing modalities and unaligned multimodal sequences. *IEEE Transactions on Multimedia*, pages 5753–5768, 2024.
 15. Kung-Hsiang Huang, Kathleen McKeown, Preslav Nakov, Yejin Choi, and Heng Ji. Faking fake news for real fake news detection: Propaganda-loaded training data generation. In Anna Rogers, Jordan Boyd-Graber, and Naoaki Okazaki, editors, *Proceedings of the 61st Annual Meeting of the Association for Computational Linguistics (Volume 1: Long Papers)*, pages 14571–14589, Toronto, Canada, July 2023. Association for Computational Linguistics.
 16. Yihao Huang, Felix Juefei-Xu, Run Wang, Qing Guo, Lei Ma, Xiaofei Xie, Jianwen Li, Weikai Miao, Yang Liu, and Geguang Pu. Fakepolisher: Making deepfakes more detection-evasive by shallow reconstruction. In *Proceedings of the 28th ACM International Conference on Multimedia*, MM '20, page 1217–1226, New York, NY, USA, 2020. Association for Computing Machinery.
 17. Ayush Jaiswal, Ekraam Sabir, Wael AbdAlmageed, and Premkumar Natarajan. Multimedia semantic integrity assessment using joint embedding of images and text. In *Proceedings of the 25th ACM International Conference on Multimedia*, MM '17, page 1465–1471, New York, NY, USA, 2017. Association for Computing Machinery.
 18. Zhiwei Jin, Juan Cao, Han Guo, Yongdong Zhang, and Jiebo Luo. Multimodal fusion with recurrent neural networks for rumor detection on microblogs. In *Proceedings of the 25th ACM International Conference on Multimedia*, MM '17, page 795–816, New York, NY, USA, 2017. Association for Computing Machinery.
 19. Yi-Lun Lee, Yi-Hsuan Tsai, Wei-Chen Chiu, and Chen-Yu Lee. Multimodal prompting with missing modalities for visual recognition. In *IEEE Conference on Computer Vision and Pattern Recognition (CVPR)*, 2023.
 20. Lingzhi Li, Jianmin Bao, Ting Zhang, Hao Yang, Dong Chen, Fang Wen, and Baining Guo. Face x-ray for more general face forgery detection. In *Proceedings of the IEEE/CVF Conference on Computer Vision and Pattern Recognition (CVPR)*, 2020.
 21. Mingcheng Li, Dingkan Yang, Yuxuan Lei, Shunli Wang, Shuai Wang, Liuzhen Su, Kun Yang, Yuzheng Wang, Mingyang Sun, and Lihua Zhang. A unified self-distillation framework for multimodal sentiment analysis with uncertain missing modalities. In *AAAI Conference on Artificial Intelligence*, 2024.
 22. Mingcheng Li, Dingkan Yang, Yang Liu, Shunli Wang, Jiawei Chen, Shuaibing Wang, Jinjie Wei, Yue Jiang, Qingyao Xu, Xiaolu Hou, Mingyang Sun, Ziyun Qian, Dongliang Kou, and Lihua Zhang. Toward robust incomplete multimodal sentiment analysis via hierarchical representation learning, 2024.
 23. Xiaodan Li, Yining Lang, Yuefeng Chen, Xiaofeng Mao, Yuan He, Shuhui Wang, Hui Xue, and Quan Lu. Sharp multiple instance learning for deepfake video detection. In *Proceedings of the 28th ACM International Conference on Multimedia*, MM '20, page 1864–1872, New York, NY, USA, 2020. Association for Computing Machinery.
 24. Zheng Lian, Lan Chen, Licai Sun, Bin Liu, and Jianhua Tao. Gcnet: Graph completion network for incomplete multimodal learning in conversation. *IEEE Transactions on Pattern Analysis and Machine Intelligence*, 45(7):8419–8432, 2023.
 25. Jiahao Liang, Huaifeng Shi, and Weihong Deng. Exploring disentangled content information for face forgery detection. In *Computer Vision – ECCV 2022: 17th European Conference, Tel Aviv, Israel, October 23–27, 2022, Proceedings, Part XIV*. Springer-Verlag, 2022.
 26. Haotian Liu, Chunyuan Li, Qingyang Wu, and Yong Jae Lee. Visual instruction tuning, 2023.
 27. Honggu Liu, Xiaodan Li, Wenbo Zhou, Yuefeng Chen, Yuan He, Hui Xue, Weiming Zhang, and Nenghai Yu. Spatial-phase shallow learning: Rethinking face forgery detection in frequency domain. *2021 IEEE/CVF Conference on Computer Vision and Pattern Recognition (CVPR)*, pages 772–781, 2021.
 28. Xuannan Liu, Peipei Li, Huaibo Huang, Zekun Li, Xing Cui, Jiahao Liang, Lixiong Qin, Weihong Deng, and Zhao Feng He. Fka-owl: Advancing multimodal fake news detection through knowledge-augmented lvlms. In *Proceedings of the 32nd ACM International Conference on Multimedia*, MM '24, page 10154–10163, New York, NY, USA, 2024. Association for Computing Machinery.
 29. Yifan Liu, Yaokun Liu, Zelin Li, Ruichen Yao, Yang Zhang, and Dong Wang. Modality interactive mixture-of-experts for fake news detection. *arXiv preprint arXiv:2501.12431*, 2025.
 30. Yuanyuan Liu, Haoyu Zhang, Yibing Zhan, Zijing Chen, Guanghao Yin, Lin Wei, and Zhe Chen. Noise-resistant multimodal transformer for emotion recognition. *International Journal of Computer Vision*, 133(5):3020–3040, 2025.
 31. Yucheng Luo, Yong Zhang, Junchi Yan, and Wei Liu. Generalizing face forgery detection with high-frequency features. *2021 IEEE/CVF Conference on Computer Vision and Pattern Recognition (CVPR)*, pages 16312–16321, 2021.

32. Shiri Melumad, Robert Meyer, and Yoon Duk Kim. The dynamics of distortion: How successive summarization alters the retelling of news. *Journal of Marketing Research*, 58(6):pp. 1058–1078, 2021.
33. Erxue Min, Yu Rong, Yatao Bian, Tingyang Xu, Peilin Zhao, Junzhou Huang, and Sophia Ananiadou. Divide-and-conquer: Post-user interaction network for fake news detection on social media. In *Proceedings of the ACM Web Conference 2022*, WWW '22, page 1148–1158, New York, NY, USA, 2022. Association for Computing Machinery.
34. Qiong Nan, Juan Cao, Yongchun Zhu, Yanyan Wang, and Jintao Li. Mdfend: Multi-domain fake news detection. In *Proceedings of the 30th ACM International Conference on Information & Knowledge Management*, CIKM '21. Association for Computing Machinery, 2021.
35. Hai Pham, Paul Pu Liang, Thomas Manzini, Louis-Philippe Morency, and Barnabás Póczos. Found in translation: learning robust joint representations by cyclic translations between modalities. In *Proceedings of the Thirty-Third AAAI Conference on Artificial Intelligence and Thirty-First Innovative Applications of Artificial Intelligence Conference and Ninth AAAI Symposium on Educational Advances in Artificial Intelligence*, AAAI'19/IAAI'19/EAAI'19. AAAI Press, 2019.
36. Peng Qi, Juan Cao, Xirong Li, Huan Liu, Qiang Sheng, Xiaoyue Mi, Qin He, Yongbiao Lv, Chenyang Guo, and Yingchao Yu. Improving fake news detection by using an entity-enhanced framework to fuse diverse multimodal clues. In *Proceedings of the 29th ACM International Conference on Multimedia*, MM '21, page 1212–1220, New York, NY, USA, 2021. Association for Computing Machinery.
37. Shengsheng Qian, Jinguang Wang, Jun Hu, Quan Fang, and Changsheng Xu. Hierarchical multi-modal contextual attention network for fake news detection. In *Proceedings of the 44th International ACM SIGIR Conference on Research and Development in Information Retrieval*, SIGIR '21, page 153–162, New York, NY, USA, 2021. Association for Computing Machinery.
38. Yuyang Qian, Guojun Yin, Lu Sheng, Zixuan Chen, and Jing Shao. Thinking in frequency: Face forgery detection by mining frequency-aware clues. *ArXiv*, abs/2007.09355, 2020.
39. Ekraam Sabir, Wael AbdAlmageed, Yue Wu, and Prem Natarajan. Deep multimodal image-repurposing detection. In *Proceedings of the 26th ACM International Conference on Multimedia*, MM '18, page 1337–1345, New York, NY, USA, 2018. Association for Computing Machinery.
40. Qiang Sheng, Juan Cao, Xueyao Zhang, Rundong Li, Danding Wang, and Yongchun Zhu. Zoom out and observe: News environment perception for fake news detection. In Smaranda Muresan, Preslav Nakov, and Aline Villavicencio, editors, *Proceedings of the 60th Annual Meeting of the Association for Computational Linguistics (Volume 1: Long Papers)*, pages 4543–4556, Dublin, Ireland, May 2022. Association for Computational Linguistics.
41. Qiang Sheng, Juan Cao, Xueyao Zhang, Xirong Li, and Lei Zhong. Article reranking by memory-enhanced key sentence matching for detecting previously fact-checked claims. In Chengqing Zong, Fei Xia, Wenjie Li, and Roberto Navigli, editors, *Proceedings of the 59th Annual Meeting of the Association for Computational Linguistics and the 11th International Joint Conference on Natural Language Processing (Volume 1: Long Papers)*, pages 5468–5481, Online, August 2021. Association for Computational Linguistics.
42. Licai Sun, Zheng Lian, B. Liu, and Jianhua Tao. Efficient multimodal transformer with dual-level feature restoration for robust multimodal sentiment analysis. *IEEE Transactions on Affective Computing*, 15:309–325, 2022.
43. Yu Tong, Weihai Lu, Zhe Zhao, Song Lai, and Tong Shi. Mmdfnd: Multi-modal multi-domain fake news detection. In *Proceedings of the 32nd ACM International Conference on Multimedia*, MM '24, page 1178–1186, New York, NY, USA, 2024. Association for Computing Machinery.
44. Ashish Vaswani, Noam Shazeer, Niki Parmar, Jakob Uszkoreit, Llion Jones, Aidan N. Gomez, Lukasz Kaiser, and Illia Polosukhin. Attention is all you need. In *Proceedings of the 31st International Conference on Neural Information Processing Systems*, NIPS'17, 2017.
45. Pascal Vincent, Hugo Larochelle, Yoshua Bengio, and Pierre-Antoine Manzagol. Extracting and composing robust features with denoising autoencoders. In *Proceedings of the 25th International Conference on Machine Learning*, ICML '08, New York, NY, USA, 2008. Association for Computing Machinery.
46. Youze Wang, Shengsheng Qian, Jun Hu, Quan Fang, and Changsheng Xu. Fake news detection via knowledge-driven multimodal graph convolutional networks. In *Proceedings of the 2020 International Conference on Multimedia Retrieval*, ICMR '20, page 540–547, New York, NY, USA, 2020. Association for Computing Machinery.
47. Yuanzhi Wang, Yong Li, and Zhen Cui. Incomplete multimodality-diffused emotion recognition. In *Neural Information Processing Systems*, 2023.
48. Daiqing Wu, Dongbao Yang, Yu Zhou, and Can Ma. Robust multimodal sentiment analysis of image-text pairs by distribution-based feature recovery and fusion. In *Proceedings of the 32nd ACM International Conference on Multimedia*, MM '24, page 5780–5789, New York, NY, USA, 2024. Association for Computing Machinery.
49. Fei Wu, Hao Jin, Changhui Hu, Yimu Ji, Xiao-Yuan Jing, and Guo-Ping Jiang. Efficient cross-modal prompt learning with semantic enhancement for domain-robust fake news detection. In Owen Rambow, Leo Wanner, Marianna Apidianaki, Hend Al-Khalifa, Barbara Di Eugenio, and Steven Schockaert, editors, *Proceedings of the 31st International Conference on Computational Linguistics*, pages 4175–4185, Abu Dhabi, UAE, January 2025. Association for Computational Linguistics.
50. Yang Wu, Pengwei Zhan, Yunjian Zhang, Liming Wang, and Zhen Xu. Multimodal fusion with co-attention networks for fake news detection. In Chengqing Zong, Fei Xia, Wenjie Li, and Roberto Navigli, editors, *Findings of the Association for Computational Linguistics: ACL-IJCNLP 2021*, pages 2560–2569, Online, August 2021. Association for Computational Linguistics.
51. Wenxin Xu, Hexin Jiang, and Xuefeng Liang. Leveraging knowledge of modality experts for incomplete multimodal learning. In *Proceedings of the 32nd ACM International Conference on Multimedia*, MM '24, page 438–446, New York, NY, USA, 2024. Association for Computing Machinery.
52. Puning Yang, Huaibo Huang, Zhiyong Wang, Aijing Yu, and Ran He. Confidence-calibrated face image forgery detection with contrastive representation distillation. In *Asian Conference on Computer Vision*, 2022.
53. Qilin Yin, Wei Lu, Xiaochun Cao, Xiangyang Luo, Yicong Zhou, and Jiwu Huang. Fine-grained multimodal deepfake classification via heterogeneous graphs. In-

- ternational Journal of Computer Vision*, 132(11):5255–5269, 2024.
54. Qichao Ying, Xiaoxiao Hu, Yangming Zhou, Zhenxing Qian, Dan Zeng, and Shiming Ge. Bootstrapping multi-view representations for fake news detection. In *Proceedings of the Thirty-Seventh AAAI Conference on Artificial Intelligence and Thirty-Fifth Conference on Innovative Applications of Artificial Intelligence and Thirteenth Symposium on Educational Advances in Artificial Intelligence*, AAAI’23/IAAI’23/EAAI’23. AAAI Press, 2023.
 55. Ziqi Yuan, Wei Li, Hua Xu, and Wenmeng Yu. Transformer-based feature reconstruction network for robust multimodal sentiment analysis. In *Proceedings of the 29th ACM International Conference on Multimedia*, MM ’21, page 4400–4407, New York, NY, USA, 2021. Association for Computing Machinery.
 56. Zhi Zeng, Jiaying Wu, Minnan Luo, Herun Wan, Xiangzheng Kong, Zihan Ma, Guang Dai, and Qinghua Zheng. IMOL: Incomplete-modality-tolerant learning for multi-domain fake news video detection. In Wanxiang Che, Joyce Nabende, Ekaterina Shutova, and Mohammad Taher Pilehvar, editors, *Proceedings of the 63rd Annual Meeting of the Association for Computational Linguistics (Volume 1: Long Papers)*, pages 30921–30933, Vienna, Austria, July 2025. Association for Computational Linguistics.
 57. Changqing Zhang, Yajie Cui, Zongbo Han, Joey Tianyi Zhou, Huazhu Fu, and Qinghua Hu. Deep partial multi-view learning. *IEEE Transactions on Pattern Analysis and Machine Intelligence*, 2022.
 58. Haoyu Zhang, Wenbin Wang, and Tianshu Yu. Towards robust multimodal sentiment analysis with incomplete data. In *The Thirty-eighth Annual Conference on Neural Information Processing Systems (NeurIPS 2024)*, 2024.
 59. Litian Zhang, Xiaoming Zhang, Chaozhuo Li, Ziyi Zhou, Jiacheng Liu, Feiran Huang, and Xi Zhang. Mitigating social hazards: Early detection of fake news via diffusion-guided propagation path generation. In *Proceedings of the 32nd ACM International Conference on Multimedia*, MM ’24, page 2842–2851, New York, NY, USA, 2024. Association for Computing Machinery.
 60. Litian Zhang, Xiaoming Zhang, Ziyi Zhou, Xi Zhang, Senzhang Wang, Philip S. Yu, and Chaozhuo Li. Early detection of multimodal fake news via reinforced propagation path generation. *IEEE Transactions on Knowledge and Data Engineering*, 37(2):613–625, 2025.
 61. Tianlin Zhang, En Yu, Yi Shao, Shuai Li, Sujuan Hou, and Jiande Sun. Multimodal inverse attention network with intrinsic discriminant feature exploitation for fake news detection, 2025.
 62. Tianchen Zhao, Xiang Xu, Mingze Xu, Hui Ding, Yuanjun Xiong, and Wei Xia. Learning self-consistency for deepfake detection. In *Proceedings of the IEEE/CVF International Conference on Computer Vision (ICCV)*, 2021.
 63. Wanqing Zhao, Yuta Nakashima, Haiyuan Chen, and Noboru Babaguchi. Enhancing fake news detection in social media via label propagation on cross-modal tweet graph. In *Proceedings of the 31st ACM International Conference on Multimedia*, MM ’23, page 2400–2408, New York, NY, USA, 2023. Association for Computing Machinery.
 64. Tianfei Zhou, Wenguan Wang, Zhiyuan Liang, and Jianbing Shen. Face forensics in the wild. In *Proceedings of the IEEE/CVF Conference on Computer Vision and Pattern Recognition (CVPR)*, pages 5778–5788, June 2021.
 65. Yongchun Zhu, Qiang Sheng, Juan Cao, Qiong Nan, Kai Shu, Minghui Wu, Jindong Wang, and Fuzhen Zhuang. Memory-guided multi-view multi-domain fake news detection. *IEEE Trans. on Knowl. and Data Eng.*, 2023.
 66. Arkaitz Zubiaga, Ahmet Aker, Kalina Bontcheva, Maria Liakata, and Rob Procter. Detection and resolution of rumours in social media: A survey. *ACM Comput. Surv.*, 51(2), February 2018.
 67. Arkaitz Zubiaga, Maria Liakata, and Rob Procter. Exploiting context for rumour detection in social media. In *Social Informatics*, 2017.

6 Supplementary: Detailed Experimental Results

Table 4: Experimental results of our proposed MMLNet

Missing Rate (%)	Modality		Weibo			Weibo21			PHEME		
	Text	Image	ACC	M-F1	AUC	ACC	M-F1	AUC	ACC	M-F1	AUC
↓100	-	100	91.19	91.18	96.68	90.40	90.40	95.98	83.82	79.27	90.91
	25	75	90.23	90.23	96.20	90.08	90.08	95.94	82.83	79.03	86.70
	50	50	91.60	91.58	96.87	89.91	89.91	96.41	82.01	76.01	74.16
	75	25	92.55	92.55	96.99	90.56	90.56	96.11	80.19	74.82	84.99
	100	-	92.21	92.20	97.67	89.59	89.58	95.51	80.03	73.37	85.18
↓75	-	75	92.08	92.07	97.18	91.70	91.70	97.11	82.50	76.72	84.98
	25	50	91.74	91.72	97.64	92.19	92.19	97.44	83.99	80.61	87.43
	50	25	93.37	93.37	97.89	91.86	91.86	96.90	80.69	76.29	86.52
	75	-	93.58	93.57	97.71	91.05	91.05	96.02	81.02	77.01	86.32
↓50	-	50	92.96	92.96	97.92	91.70	91.70	98.03	83.49	79.48	88.42
	25	25	93.92	93.92	98.64	93.33	93.33	97.69	82.17	76.39	88.18
	50	-	94.40	94.39	98.50	92.19	92.19	97.50	82.50	77.76	87.60
↓25	-	25	94.60	94.60	98.76	93.98	93.98	98.08	83.00	77.53	90.39
	25	-	94.88	94.87	98.85	93.65	93.65	97.91	84.81	79.89	88.91
-	-	-	95.22	95.21	98.93	94.95	94.95	98.23	87.78	84.35	90.97

Table 5: Experimental results of NSLM

Missing Rate (%)	Modality		Weibo			Weibo21			PHEME		
	Text	Image	ACC	M-F1	AUC	ACC	M-F1	AUC	ACC	M-F1	AUC
↓100	-	100	88.73	88.69	89.03	89.26	89.26	89.26	78.87	75.86	77.97
	25	75	86.07	85.83	85.74	84.87	84.72	84.96	82.50	80.01	82.41
	50	50	82.59	82.25	82.23	84.06	83.98	84.01	80.52	75.70	75.18
	75	25	71.74	70.52	71.16	77.39	77.39	77.39	74.09	60.08	59.69
	100	-	48.94	48.28	49.35	53.00	45.82	53.30	71.28	41.61	50.00
↓75	-	75	91.33	91.32	91.34	90.89	90.89	90.89	83.99	80.06	79.50
	25	50	91.39	91.39	91.46	89.26	89.28	89.28	80.52	75.79	75.35
	50	25	87.16	87.11	87.04	86.34	86.26	86.40	77.88	67.37	65.61
	75	-	78.56	78.52	78.51	75.12	74.71	75.23	75.57	60.55	60.21
↓50	-	50	91.67	91.67	91.73	87.64	87.58	87.59	81.18	75.89	74.79
	25	25	91.19	91.18	91.15	89.59	89.57	89.63	81.84	76.83	75.77
	50	-	87.03	87.01	87.01	86.66	86.63	86.71	80.03	73.37	71.75
↓25	-	25	92.42	92.42	92.44	90.08	90.05	90.04	82.50	77.31	75.89
	25	-	91.80	91.80	91.82	90.73	90.73	90.73	81.84	78.73	80.06
-	-	-	92.28	92.28	92.32	90.89	90.88	90.92	84.65	81.82	82.88

Table 6: Experimental results of MIMoE

Missing Rate (%)	Modality		Weibo			Weibo21			PHEME		
	Text	Image	ACC	M-F1	AUC	ACC	M-F1	AUC	ACC	M-F1	AUC
↓100	-	100	90.44	90.39	90.31	88.13	88.07	88.19	80.36	72.80	87.19
	25	75	90.85	90.84	91.04	89.26	89.26	89.25	77.88	67.90	83.21
	50	50	84.36	84.23	84.74	86.66	86.64	86.70	73.26	58.20	79.17
	75	25	80.06	80.06	80.10	82.11	82.10	82.10	74.25	61.10	75.09
	100	-	74.19	73.10	73.62	79.83	79.76	79.79	72.44	55.90	72.79
↓75	-	75	91.26	91.23	91.16	90.40	90.38	90.45	80.19	74.70	85.99
	25	50	91.12	91.10	91.07	91.22	91.21	91.24	80.69	73.60	85.36
	50	25	89.35	89.33	89.31	88.94	88.92	88.98	78.54	72.50	80.97
	75	-	80.75	80.56	80.51	79.02	78.87	79.09	75.41	65.70	74.34
↓50	-	50	90.92	90.88	90.80	91.38	91.38	91.39	83.16	78.40	88.21
	25	25	92.69	92.69	92.73	90.89	90.88	90.92	81.35	76.30	85.80
	50	-	88.80	88.80	88.85	90.56	90.56	90.55	77.22	71.40	80.75
↓25	-	25	93.58	93.58	93.64	92.03	92.02	92.06	82.83	79.30	88.31
	25	-	92.01	92.01	92.03	92.84	92.85	92.85	82.50	79.10	87.65
-	-	-	92.49	92.47	92.42	91.54	91.53	91.51	85.64	81.90	89.40

Table 7: Experimental results of fine-tuned LLaVA-v1.5-13B

Missing Rate (%)	Modality		Weibo			Weibo21			PHEME		
	Text	Image	ACC	M-F1	AUC	ACC	M-F1	AUC	ACC	M-F1	AUC
↓100	-	100	80.41	79.87	79.66	86.18	86.29	85.95	53.47	53.44	66.50
	25	75	76.72	76.08	75.50	81.14	80.68	81.27	48.35	48.06	62.92
	50	50	70.44	69.71	68.43	76.75	76.01	76.90	47.03	46.68	61.65
	75	25	67.99	67.40	66.60	68.94	68.03	69.09	43.56	43.08	58.01
	100	-	54.13	55.33	47.43	55.45	49.75	55.72	35.15	33.85	50.22
↓75	-	75	81.71	81.25	81.17	86.67	86.47	86.67	52.48	52.43	65.64
	25	50	77.34	76.76	76.35	81.30	80.83	81.43	50.17	50.03	64.02
	50	25	70.99	70.26	69.04	77.72	77.09	77.86	47.36	47.09	61.53
	75	-	68.12	67.65	67.17	69.92	69.17	70.05	47.19	47.15	59.19
↓50	-	50	82.59	82.21	82.21	86.99	86.81	87.09	54.46	54.45	66.85
	25	25	77.88	76.99	77.33	81.46	80.99	81.60	51.65	51.58	65.06
	50	-	71.54	70.03	70.89	77.40	76.76	77.54	48.84	48.74	62.06
↓25	-	25	83.00	82.62	82.61	86.99	86.81	87.09	55.12	55.12	67.15
	25	-	77.68	76.85	77.15	81.46	80.99	81.60	52.81	52.77	65.87
-	-	-	83.00	82.67	82.64	86.50	86.29	86.61	57.10	57.07	68.53

Table 8: Experimental results of fine-tuned Qwen-VL-7B

Missing Rate (%)	Modality		Weibo			Weibo21			PHEME		
	Text	Image	ACC	M-F1	AUC	ACC	M-F1	AUC	ACC	M-F1	AUC
↓100	-	100	77.88	76.60	77.21	77.07	75.93	77.26	50.17	49.99	64.36
	25	75	72.90	70.60	72.08	67.32	63.87	67.57	45.87	45.37	61.01
	50	50	68.67	65.31	67.74	62.76	57.52	63.05	46.04	45.62	60.78
	75	25	65.46	62.32	64.60	57.40	49.97	57.72	42.08	41.45	56.80
	100	-	53.65	49.24	54.65	49.76	33.51	50.16	36.80	36.51	48.46
↓75	-	75	79.32	78.40	78.74	77.40	76.31	77.58	49.67	49.48	63.84
	25	50	74.40	72.54	73.64	68.78	65.67	69.03	48.51	48.27	62.86
	50	25	68.94	65.77	68.04	64.23	59.56	64.51	47.03	46.74	61.30
	75	-	66.69	64.48	65.96	56.42	48.52	56.75	45.38	45.27	57.74
↓50	-	50	80.48	79.71	79.94	77.56	76.49	77.74	52.15	52.10	65.23
	25	25	74.33	72.47	73.58	69.43	66.60	69.43	50.00	49.87	63.73
	50	-	70.65	68.25	69.84	63.09	57.90	63.38	48.35	48.20	61.89
↓25	-	25	80.89	80.20	80.37	77.40	76.31	77.58	53.14	53.12	65.93
	25	-	75.09	73.52	74.38	68.62	65.53	68.87	51.32	51.26	64.48
-	-	-	81.71	81.12	81.22	76.91	75.74	77.09	55.12	55.12	67.15