

EEPO: EXPLORATION-ENHANCED POLICY OPTIMIZATION VIA SAMPLE-THEN-FORGET

Liang Chen¹ Xueting Han² Qizhou Wang³ Bo Han³ Jing Bai²
 Hinrich Schütze⁴ Kam-Fai Wong¹

¹The Chinese University of Hong Kong ²Microsoft Research Asia

³Hong Kong Baptist University ⁴LMU Munich

{lchen, kfwong}@se.cuhk.edu.hk chrihan@microsoft.com

ABSTRACT

Balancing exploration and exploitation remains a central challenge in reinforcement learning with verifiable rewards (RLVR) for large language models (LLMs). Current RLVR methods often overemphasize exploitation, leading to entropy collapse, diminished exploratory capacity, and ultimately limited performance gains. Although techniques that increase policy stochasticity can promote exploration, they frequently fail to escape dominant behavioral modes. This creates a self-reinforcing loop—repeatedly sampling and rewarding dominant modes—that further erodes exploration. We introduce **Exploration-Enhanced Policy Optimization (EEPO)**, a framework that promotes exploration via two-stage rollouts with adaptive unlearning. In the first stage, the model generates half of the trajectories; it then undergoes a lightweight unlearning step to temporarily suppress these sampled responses, forcing the second stage to explore different regions of the output space. This *sample-then-forget* mechanism disrupts the self-reinforcing loop and promotes wider exploration during rollouts. Across five reasoning benchmarks, EEPO outperforms GRPO, achieving average relative gains of 24.3% on Qwen2.5-3B, 33.0% on Llama3.2-3B-Instruct, and 10.4% on Qwen3-8B-Base.

1 INTRODUCTION

The emergence of OpenAI’s o1 (OpenAI) and DeepSeek-R1 (DeepSeek-AI et al., 2025) marks a significant advance in LLM reasoning. A key driver of this progress is reinforcement learning with verifiable rewards (RLVR) (DeepSeek-AI et al., 2025), powered by the Group Relative Policy Optimization (GRPO) (Shao et al., 2024). Nevertheless, RLVR continues to face the classic exploration–exploitation dilemma (Sutton & Barto, 2018) due to the exploitative nature of its objectives. Specifically, policies tend to over-emphasize exploitation of high-reward trajectories, leading to entropy collapse and reduced final performance (Yu et al., 2025; Cui et al., 2025).

In this work, we examine entropy collapse on Qwen2.5-3B. We observe that as entropy declines sharply, in-distribution test accuracy continues to rise, whereas performance on out-of-distribution benchmarks (e.g., AMC 2023) deteriorates (Figure 2). This suggests reduced exploration drives overfitting to the training distribution rather than discovering generalizable reasoning patterns. We hypothesize that, as entropy falls, the policy forms increasingly confident beliefs about solutions, yielding a response distribution with multiple, imbalanced modes (Figure 3a): several plausible reasoning behaviors exist for a given question, but one mode receives more probability mass. If rollouts predominantly sample this dominant mode and receive positive feedback, the policy further amplifies it while suppressing alternatives (Figure 3b). This *self-reinforcing loop* accelerates entropy collapse. Crucially, it impedes the discovery of alternative—potentially superior—reasoning strategies, causing local optima and poor generalization.

*Work was done during Liang Chen’s internship at MSRA.

†Corresponding to: Xueting Han and Kam-Fai Wong.

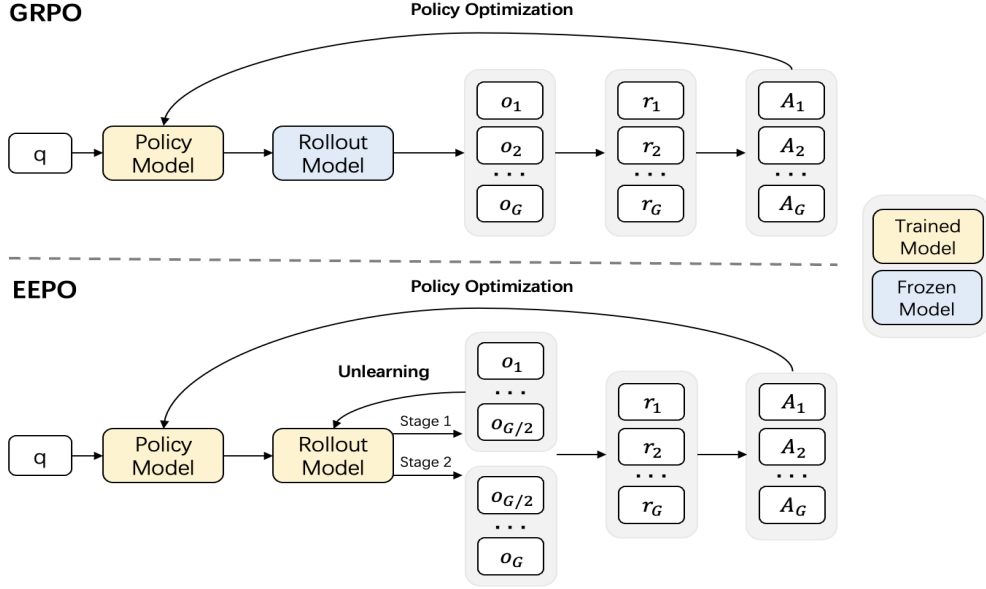


Figure 1: Comparison of GRPO and EEPO rollout processes. GRPO samples all trajectories from a fixed rollout model, while EEPO introduces an unlearning step on the rollout model between two sampling stages to promote exploration of diverse modes.

Recent efforts to improve exploration in RLVR largely fall into two categories: objective-level modifications and indiscriminate exploration. Approaches such as increasing the sampling temperature (Ziegler et al., 2019) or adding entropy regularization (Hou et al., 2025) flatten the output distribution uniformly (Figure 3c). While this increases stochasticity, it fails to shift probability mass away from dominant behaviors and often yields instability or degraded performance when applied aggressively (Figure 5). A widely adopted recent approach, DAPO (Yu et al., 2025), increases the upper clipping threshold to grant low-probability trajectories fewer restrictions during training. Yet these objective-level tweaks do not break the self-reinforcing loop: during rollouts, the policy remains confined to dominant modes and fails to explore beyond previously sampled high-probability regions.

To address this problem, we propose Exploration-Enhanced Policy Optimization (EEPO), a method that promotes exploration by preventing repeated sampling from dominant modes during rollout. Specifically, EEPO introduces a *sample-then-forget* mechanism that divides the GRPO rollout into two stages, as shown in Figure 1: the rollout model first generates half of the trajectories, then performs a temporary unlearning step to suppress the just-sampled responses. The remaining trajectories are sampled from this updated model. Unlike objective-level approaches, this mechanism operates directly within the rollout process, explicitly encouraging subsequent samples to deviate from dominant behaviors and uncover alternative trajectories—thereby steering exploration toward broader regions, as illustrated in Figure 4.

To adapt the unlearning intervention to RL exploration, we introduce three design choices that make it targeted, triggerable, and lightweight. First, to impose stronger penalties on dominant regions, we replace the standard negative log-likelihood with a complementary loss that penalizes high-probability tokens more than low-probability ones. Second, to trigger intervention at the onset of mode collapse, we introduce an entropy-conditioned gating mechanism that activates unlearning only when exploration deteriorates (i.e., low entropy). Finally, to keep the intervention lightweight and temporary, we apply a single-step gradient update to the GRPO rollout model—synchronized from the actor in each iteration and used solely for sampling—thereby decoupling unlearning from policy optimization and confining its effect to the rollout phase.

To validate our approach, we evaluate EEPO on five challenging mathematical reasoning benchmarks using three distinct LLMs. The benchmarks include Minerva Math (Lewkowycz et al., 2022), OlympiadBench (He et al., 2024), and three competition-level datasets: AMC 2023, AIME 2024, and AIME 2025. EEPO consistently outperforms the baselines, yielding average relative improvements over GRPO of 24.3% on Qwen2.5-3B, 33.0% on Llama3.2-3B-Instruct, and 10.4% on Qwen3-8B-Base. Furthermore, our analyses show that EEPO achieves superior performance through more effective exploration while maintaining comparable training time to standard GRPO. The code will be available at <https://github.com/ChanLiang/EEPO>.

2 PRELIMINARIES

We begin by reviewing RL with Verifiable Rewards (RLVR) (DeepSeek-AI et al., 2025) and its prevalent implementation, Group Relative Policy Optimization (GRPO) (Shao et al., 2024), which has been widely adopted for training large-scale reasoning models. We then analyze its limitations related to insufficient exploration and revisit existing solutions attempted to mitigate this issues.

2.1 RL FOR TRAINING LARGE-SCALE REASONING MODELS

RLVR. The success of RLVR relies on reliable reward signals (DeepSeek-AI et al., 2025), typically provided by a rule-based reward model that delivers precise feedback for tasks in mathematical, coding, and logical reasoning domains. Consider a mathematical dataset $\mathcal{D} := \{(q, a)\}$, where q is a question and a is its ground-truth final answer. The reward depends solely on the correctness of the final prediction \hat{a} compared to a , without enforcing constraints on the reasoning process:

$$r(\hat{a}, a) = \mathbb{1}[\hat{a} \equiv a]. \quad (1)$$

The RLVR objective is often implemented using the large-scale policy optimization method GRPO. Compared to proximal policy optimization (PPO; Schulman et al., 2017), GRPO improves computational efficiency by eliminating the need for a separate value function.

GRPO. As illustrated in Figure 1, given a question q and a set of responses, i.e., reasoning paths, $O = \{o_1, o_2, \dots, o_G\}$ sampled from the old policy model π_{old} , GRPO directly computes advantages to optimize the policy model π using the following objective:

$$\mathcal{J}_{\text{GRPO}}(\theta) = \frac{1}{\sum_{i=1}^G |o_i|} \sum_{i=1}^G \sum_{t=1}^{|o_i|} \min \left[r_{i,t}(\theta) \hat{A}_i, \text{clip}(r_{i,t}(\theta), 1 - \epsilon, 1 + \epsilon) \hat{A}_i \right] - \beta \mathbb{D}_{\text{KL}}[\pi_{\theta} \parallel \pi_{\text{ref}}]. \quad (2)$$

Here, π_{ref} denotes a reference model used to constrain policy updates via a KL divergence penalty. The score \hat{A}_i represents the normalized advantage of response o_i , computed as $\hat{A}_i = \frac{r_i - \text{mean}(\{r_1, \dots, r_G\})}{\text{std}(\{r_1, \dots, r_G\})}$, where $\{r_1, \dots, r_G\}$ denotes the rewards corresponding to the sampled responses in the group O .

The importance weight $r_{i,t}(\theta)$ denotes the probability ratio between current and old policies:

$$r_{i,t}(\theta) = \frac{\pi_{\theta}(o_{i,t} \mid q, o_{i,<t})}{\pi_{\theta_{\text{old}}}(o_{i,t} \mid q, o_{i,<t})} \quad (3)$$

This importance sampling ratio is crucial for obtaining *unbiased* gradient estimates when responses are sampled from π_{old} rather than the current policy π_{θ} .

2.2 REVISITING THE INSUFFICIENT EXPLORATION PROBLEM

We examine the exploration problem through entropy and performance changes on test and OOD benchmarks to characterize the issue and its implications. Figure 2 presents our analysis of GRPO’s behavior during training on the MATH dataset. We observe two interconnected phenomena:

(1) *Rapid entropy collapse:* Despite incorporating substantial entropy regularization ($\lambda = 1 \times 10^{-3}$)*, the policy entropy decreases precipitously within the first few training steps, indicating rapid convergence to deterministic behaviors. This collapse stems from GRPO’s inherently exploitative objective function (Equation 2), which prioritizes reward maximization over exploration.

(2) *Deteriorating generalization:* As entropy collapses, we observe a divergent trend: while test accuracy continues to improve, performance on OOD benchmarks such as AMC 23 declines. This suggests that reduced exploration causes the

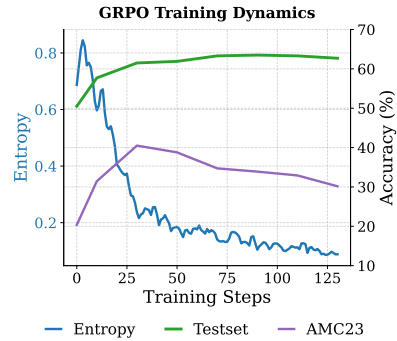


Figure 2: GRPO training dynamics: rapid entropy collapse accompanies rising Testset and decline on AMC23.

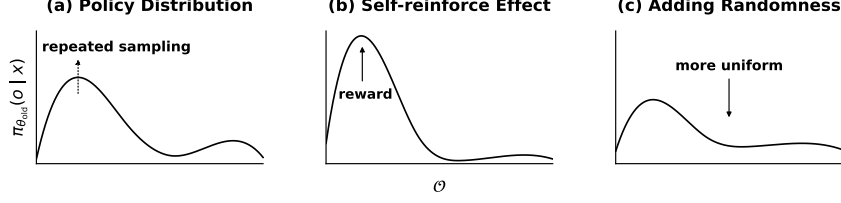


Figure 3: Illustration of exploration challenges in GRPO. (a) Policy distribution showing imbalanced modes with a dominant peak. (b) Self-reinforcement effect where the dominant mode becomes increasingly concentrated through positive feedback. (c) Effect of adding randomness (e.g., entropy regularization) which flattens the distribution but maintains the relative dominance of modes.

model to overfit to the training distribution rather than learn robust reasoning patterns that generalize to OOD benchmarks.

To explain entropy collapse, we hypothesize that when entropy begins to decline, the policy has formed partial, uncertain beliefs about the problem. In this regime, its response distribution contains multiple modes—multiple plausible reasoning traces can coexist for a given question. These modes are often imbalanced: one dominant mode accumulates a disproportionate share of probability mass, as illustrated in Figure 3(a). When responses are predominantly sampled from this dominant mode and receive positive feedback, the policy reinforces it further, amplifying its probability while suppressing alternative responses. The distribution evolves toward increasing imbalance, as shown in Figure 3(b). This self-reinforcing dynamic creates a feedback loop that inhibits exploration and ultimately leads to entropy collapse. This is particularly problematic: once a correct dominant mode emerges, it can prevent the discovery of alternative, potentially superior strategies, yielding local optima and limiting generalization to OOD benchmarks.

Current approaches to enhance exploration primarily increase randomness during optimization or sampling, such as strengthening the entropy term or raising the sampling temperature. These methods flatten the policy distribution toward a more uniform shape, as depicted in Figure 3(c). However, they do not disrupt the self-reinforcing loop: the dominant mode remains the most likely to be sampled even after flattening. This motivates our central question: *How can we enable the policy to explore plausible behaviors beyond the dominant mode during rollout?*

3 METHOD

3.1 EXPLORATION-ENHANCED POLICY OPTIMIZATION

To address the self-reinforcing dynamics that lead to entropy collapse, we propose Exploration-Enhanced Policy Optimization (EEPO), which prevents the rollout model from repeatedly sampling from dominant modes by *unlearning* previously sampled responses during rollout generation.

Figure 1 illustrates the key difference between GRPO and EEPO. In GRPO, the rollout model π_{rollout} (corresponding to π_{old} in Equation 2) samples all responses $O = \{o_1, o_2, \dots, o_G\}$ from a fixed distribution, which are then used to compute rewards and advantages for policy optimization. EEPO introduces a sample-then-forget mechanism that divides the rollout into two stages separated by an unlearning step:

- *Stage 1 sampling*: Sample $G/2$ trajectories $\{o_1, o_2, \dots, o_{G/2}\}$ from π_{rollout} .
- *Unlearning*: Update π_{rollout} to forget the sampled trajectories.
- *Stage 2 sampling*: Sample the remaining trajectories $\{o_{G/2+1}, \dots, o_G\}$ from the updated model.

After collecting all G trajectories across both stages, we compute their rewards and apply the standard GRPO objective (Equation 2) to update the policy model. The denominator in Equation 3 uses the rollout model’s probabilities, ensuring unbiased gradient estimates. Following standard GRPO practice, the rollout model is synchronized with the policy model at the beginning of each iteration, making the unlearning effect temporary and confined to the current rollout.

*This value is significantly larger than the 1×10^{-4} suggested by SimpleRL (Zeng et al., 2025).

This approach decouples policy optimization from exploration: while the policy model π_θ focuses on reward maximization, the rollout model actively explores alternative trajectory spaces by suppressing previously visited regions. As illustrated in Figure 4, the unlearning step redistributes probability mass from dominant modes to other plausible regions, encouraging Stage 2 to sample from previously underexplored areas and effectively breaking the self-reinforcing loop that causes entropy collapse.

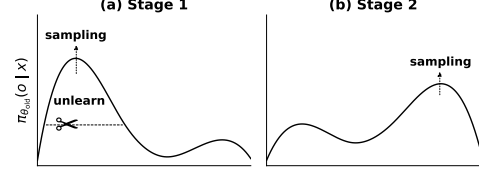


Figure 4: Unlearning suppresses the dominant mode and enables exploration of alternative modes that would otherwise be hard to reach.

3.2 ADAPTIVE UNLEARNING FOR ROLLOUT EXPLORATION

We now instantiate EEPO with an adaptive unlearning mechanism tailored to rollout-side exploration. The objective is to temporarily suppress dominant modes in π_{rollout} when exploration begins to deteriorate. We identify three desiderata: (a) activate at the onset of entropy collapse to avoid disrupting healthy exploration, (b) penalize dominant regions more than others, and (c) remain lightweight and temporary. We realize these desiderata with three simple designs.

Entropy-conditioned activation To meet desideratum (a), we activate unlearning only during low-entropy phases; when entropy is high, no intervention is applied. We implement this via an entropy-based indicator:

$$\mathbb{I}_t = \mathbb{I}[\bar{\mathcal{H}}_t^{(m)} < \alpha], \quad (4)$$

where $\alpha > 0$ is a threshold and $\bar{\mathcal{H}}_t^{(m)}$ is the m -step moving average of token-level entropy at step t :

$$\bar{\mathcal{H}}_t^{(m)} = \frac{1}{m} \sum_{j=0}^{m-1} \mathcal{H}_{t-j}. \quad (5)$$

Here \mathcal{H}_t denotes the token-level entropy at step t (computed from $\pi_{\text{rollout}}(\cdot | q, o_{<t})$). A short horizon (e.g., $m = 3$) promptly detects low-entropy phases. This indicator multiplicatively gates the unlearning loss defined below.

Complementary Unlearning Loss To meet desideratum (b), unlearning strength should increase with prediction probability: strong in dominant regions with high probability mass and weak elsewhere. However, maximizing the standard *negative log-likelihood* (NLL) runs counter to our goal.

$$\mathcal{L}_{\text{NLL}} = -\log \pi_{\text{rollout}}(o_{k,t} | q, o_{k,<t}), \quad (6)$$

since it penalizes low-probability predictions more than high-probability ones (the loss goes to 0 as probability approaches 1). We therefore use a complementary loss that reverses this emphasis:

$$\mathcal{L}_{\text{Comp}} = \log(1 - \pi_{\text{rollout}}(o_{k,t} | q, o_{k,<t})), \quad (7)$$

which imposes stronger penalties on high-probability (dominant) predictions and weaker penalties on small-probability ones.

To ensure numerical stability as $\pi_{\text{rollout}}(o_{k,t}) \rightarrow 1$, we clip the probability before applying the loss:

$$p_{\text{clip}} = \text{clip}(\pi_{\text{rollout}}(o_{k,t} | q, o_{k,<t}), \epsilon_L, 1 - \epsilon_R), \quad (8)$$

where $\epsilon_R > 0$ prevents $1 - \pi_{\text{rollout}}(o_{k,t})$ from becoming too small, and $\epsilon_L > 0$ avoids unnecessary penalization of extremely small probabilities. The stabilized unlearn loss is:

$$\mathcal{L}_{\text{unlearn}} = \log(1 - p_{\text{clip}}). \quad (9)$$

Temporary single-step updates To meet desideratum (c), we apply a single-step update to optimize the unlearning objective and confine its effect to the rollout model within each iteration. Let $o_k = (o_{k,1}, \dots, o_{k,T_k})$ denote the k -th trajectory in the stage-1 rollout set $O_1 = \{o_1, o_2, \dots, o_{G/2}\}$. The entropy-conditioned unlearning loss over O_1 is:

$$\mathcal{L}(O_1) = \frac{1}{|O_1|} \sum_{o_k \in O_1} \frac{1}{T_k} \sum_{t=1}^{T_k} \mathbb{I}_t [\log(1 - p_{\text{clip}}(o_{k,t}))]. \quad (10)$$

Algorithm 1: EEPO — Exploration-Enhanced Policy Optimization

Initialize: policy θ^0 ; learning rates η_{GRPO}, η ; group size G ; iteration K ; entropy threshold α
for $k = 0$ to $K - 1$ **do**
 Sample $q \sim \mathcal{D}$; set $\theta' \leftarrow \theta^k$ // sample query and synchronize rollout from policy
 Sample $\{o_i\}_{i=1}^{G/2} \sim \pi_{\theta'}(\cdot | q)$ // Stage 1: sample $G/2$ trajectories
 if $\overline{\mathcal{H}}^{(m)}(\pi_{\theta'}) < \alpha$ **then** // single-step adaptive unlearning
 $\theta' \leftarrow \theta' - \eta \nabla_{\theta'} \mathcal{L}(\{o_i\}_{i=1}^{G/2})$
 end if
 Sample $\{o_i\}_{i=G/2+1}^G \sim \pi_{\theta'}(\cdot | q)$ // Stage 2: sample remaining trajectories
 Form $O \leftarrow \{o_i\}_{i=1}^G$ and compute advantages $\{A(o)\}_{o \in O}$
 $\theta^{k+1} \leftarrow \theta^k + \eta_{\text{GRPO}} \nabla_{\theta} J_{\text{GRPO}}(\theta^k; O, r)$ // update policy with GRPO
end for

where p_{clip} denotes the clipped probability and \mathbb{I}_t is the entropy-based activation indicator. We then perform a single gradient ascend step without momentum to unlearn these trajectories:

$$\theta' \leftarrow \theta' + \eta \nabla_{\theta'} \mathcal{L}(\theta'), \quad (11)$$

where θ' parameterizes the rollout model, which is synchronized from the policy model (parameterized by θ), $\theta' \leftarrow \theta$, as in GRPO’s implementation (see Figure 1). Consequently, the unlearning effect is temporary—confined to the rollout model within the current iteration, without accumulation—and does not alter the policy parameters or optimization.

Algorithm 1 summarizes the EEPO procedure. It follows GRPO’s structure but incorporates adaptive unlearning between the two rollout stages. After sampling the first $G/2$ trajectories (Stage 1), we check if policy entropy falls below threshold α . If so, we perform a single gradient step to unlearn these trajectories using the complementary loss, temporarily modifying only the rollout model. We then sample the remaining $G/2$ trajectories (Stage 2) from the potentially modified rollout model. Finally, we update the policy with GRPO’s objective on all G trajectories.

4 EXPERIMENT

4.1 EXPERIMENTAL SETUP

Datasets. We train on the MATH dataset (Hendrycks et al., 2021a) using 8.5K hard problems (difficulty levels 3-5) following SimpleRL (Zeng et al., 2025). We evaluate on five mathematical reasoning benchmarks: Minerva Math (Lewkowycz et al., 2022), OlympiadBench (He et al., 2024), AMC 2023, AIME 2024. For the stronger Qwen3-8B-Base, we additionally include AIME 2025.

Models. We experiment with three LLMs: Qwen2.5-3B (Yang et al., 2024), Llama-3.2-3B-Instruct (Team, 2024), and Qwen2.5-7B-Instruct (Yang et al., 2024).

Training Details. We employ a binary reward (+1 for correct answer, 0 otherwise) without format constraints. All models are trained using VERL (Sheng et al., 2024) with GRPO for 2 epochs, using batch size 128, learning rate 5×10^{-7} , and 8 rollouts per question. For EEPO, we set entropy threshold $\alpha = 0.3$ and unlearning rate $\eta = 3 \times 10^{-3}$.

Further details of the experimental setup are provided in Appendix A.

4.2 BASELINES.

We compare EEPO to GRPO and other methods explicitly designed to enhance exploration.

Base/Instruction Model. The base model, or its instruction-tuned variant without additional reasoning-specific training, serving as performance lower bounds.

GRPO. GRPO applied to the base or instruction-tuned model using standard training settings.

With Increased Entropy Term. This variant encourages exploration by increasing the entropy weight in the objective function, prompting the actor to generate more diverse outputs.

With Higher Sampling Temperature. Applies a higher sampling temperature during actor’s decoding process to promote exploration and reduce output determinism.

With DAPO’s Clip Higher. Incorporates the “clip higher” technique from DAPO to encourage the selection of rare tokens during training.

With More Rollouts. Expands the exploration space by increasing the number of rollouts per training step, enabling broader trajectory sampling.

4.3 EXPERIMENTAL RESULTS

Table 1: Performance of EEPO compared to baselines on Qwen2.5-3B across four math benchmarks. Baseline results report the best performance across different hyperparameter settings (refer to Fig. 5). Average relative performance improvements (%) over GRPO are highlighted in blue.

Method	Minerva Math	Olympiad Bench	AMC 23	AIME 24	Average
Qwen2.5-3B	11.8	7.9	20.0	0.0	9.9
GRPO	22.4	27.9	30.3	3.3	21.0
- Higher Temp.	25.0	25.2	32.5	3.3	21.5
- Increased Ent.	25.0	29.6	37.5	3.3	23.9
- DAPO Clip High.	22.1	26.1	40.0	3.3	22.9
- More rollouts.	21.7	26.8	37.5	6.7	23.2
EEPO	23.5	29.3	45.0	6.7	26.1 (+24.3)

Overall results across three LLMs. To validate the effectiveness of our method across different models and scales, we compare EEPO with baselines on three model families—Qwen2.5-3B, Llama3.2-3B-Instruct, and Qwen3-8B-Base. Tables 1–3 report the results. EEPO consistently outperforms GRPO and all exploration-enhanced GRPO variants across models and scales. Relative to standard GRPO, EEPO improves average accuracy by 24.3% on Qwen2.5-3B (21.0% \rightarrow 26.1%), 33.0% on Llama3.2-3B-Instruct (17.6% \rightarrow 23.4%), and 10.4% on Qwen3-8B-Base (34.7% \rightarrow 38.3%). This pattern indicates that EEPO’s sample-then-forget mechanism yields targeted exploration that scales from 3B to 8B parameters and transfers across base and instruction-tuned policies, providing a robust and model-agnostic improvement for mathematical reasoning under RLVR.

Table 2: Performance on Llama3.2-3B-Instruct.

Method	Minerva Math	Olympiad Bench	AMC 23	AIME 24	Average
Llama3.2-3B-Instruct	14.3	12.1	20.0	10.0	14.1
GRPO	19.5	17.5	20.0	13.3	17.6
- Higher Temp.	20.6	19.1	22.5	10.0	18.1
- Increased Ent.	20.2	18.1	30.0	10.0	19.6
- DAPO Clip High.	19.1	17.3	25.0	16.7	19.5
- More rollouts.	19.1	17.2	22.5	16.7	18.9
EEPO	20.6	18.1	35.0	20.0	23.4 (+33.0)

Comparison with baselines. We compare EEPO to four exploration strategies, each evaluated at its best hyperparameter setting (Figure 5). Despite careful tuning, all baselines fail to match EEPO’s performance. While these strategies can outperform GRPO, gains are modest and require brittle tuning. Temperature-based exploration exhibits a clear exploration–exploitation trade-off: performance peaks around 1.2 but degrades sharply at higher values (1.5). We also observe substantially longer training time at the best temperatures (1.2) due to the much longer reasoning paths caused by inefficient exploration (Figure 8). Clip-higher and entropy regularization likewise swing between under- and over-exploration and lag behind EEPO across all models. Increasing the number of rollouts provides benefits but plateaus quickly while computational cost also grows substantially (Figure 8). In contrast, EEPO achieves larger gains by enabling targeted exploration within the rollout process.

Generalization to benchmarks. To assess generalization, we evaluate EEPO against baselines on five diverse math reasoning benchmarks, as shown in Tables 1–3. Our method achieves consistent

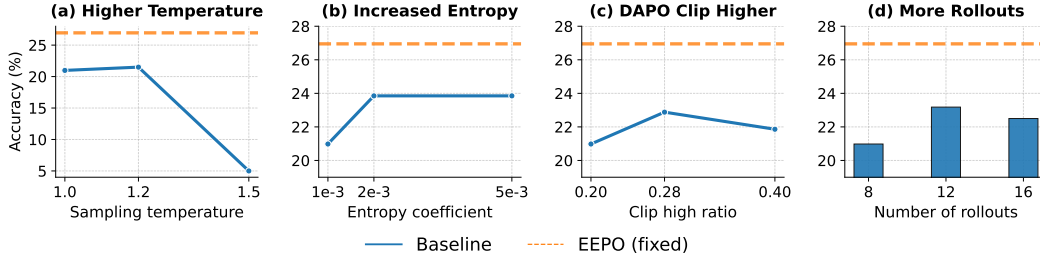


Figure 5: Impact of hyperparameter choices on baseline performance using Qwen2.5-3B. Each subplot shows the average accuracy across four math benchmarks as a function of (a) temperature, (b) entropy coefficient, (c) clip higher ratio, and (d) number of rollouts. The orange dashed line represents the EEPO with fixed hyperparameters.

improvements over GRPO across all benchmarks. Performance continues to improve on harder and distribution-shifted splits where baselines plateau. On a competition-level benchmark with Qwen2.5-3B, EEPO reaches 45.0% compared to 30.3% for GRPO. These gains stem from EEPO’s sustained exploration and superior entropy maintenance (Figures 6 and 7), which prevent the entropy collapse that leads to overfitting on the training distribution and degraded generalization (Figure 2).

Table 3: Performance on Qwen3-8B-Base.

Method	Minerva Math	Olympiad Bench	AMC 23	AIME 24	AIME 25	Average
Qwen3-8B-Base	33.1	36.0	52.5	10	13.3	29.0
GRPO	41.2	45.5	50.0	20.0	16.6	34.7
- Higher Temp.	40.1	44.3	55.0	16.7	20.0	35.22
- Increased Ent.	40.4	42.8	60.0	16.7	20.0	35.9
- DAPO Clip High.	40.1	41.6	55.0	16.7	10.0	32.7
- More rollouts.	40.8	44.0	57.5	16.7	16.7	35.1
EEPO	41.5	44.3	62.5	20.0	23.3	38.3 (+10.4)

5 ANALYSIS

Effectiveness of EEPO: Exploration Enhancement and Quality Preservation. To understand the effectiveness of EEPO, we compare its training dynamics with GRPO, as shown in Figure 6.

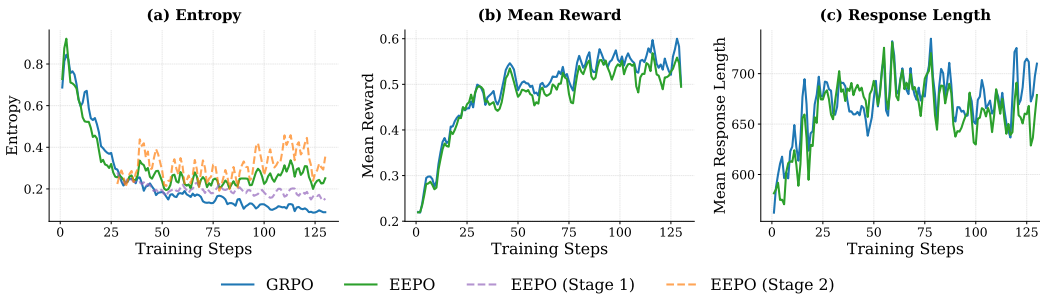


Figure 6: Training dynamics comparison between EEPO and GRPO. (a) Entropy evolution shows EEPO maintains higher exploration ability throughout training, with Stage 2 exhibiting increased entropy compared to Stage 1, demonstrating effective exploration enhancement through ‘sample-then-forget’ mechanism. In contrast, GRPO exhibits monotonic entropy decay. (b) Mean reward trajectories remain comparable between methods and across EEPO stages. (c) Response length distributions show similar patterns, indicating preserved generation quality.

The entropy dynamics in Figure 6(a) reveal how sample-then-forget changes exploration behavior. While GRPO exhibits continuous entropy collapse indicating that responses sample increasingly concentrate on high-probability modes, EEPO maintains consistently higher entropy throughout training. Notably, EEPO’s Stage 2 achieves higher entropy than Stage 1, suggesting that temporary response suppression successfully forces the model to explore low-density regions that the original actor rarely visits. This entropy gap demonstrates that our mechanism effectively prevents mode collapse by strategically sampling from diverse regions of the probability distribution.

Despite this enhanced exploration, generation quality remains preserved. Figure 6(b-c) shows that both mean rewards and response lengths of EEPO remain stable and comparable to GRPO. These results validate our hypothesis: temporarily suppressing sampled responses can enhance exploration by steering the actor away from high-probability regions toward other plausible alternatives, while preserving the generation capabilities necessary for effective training.

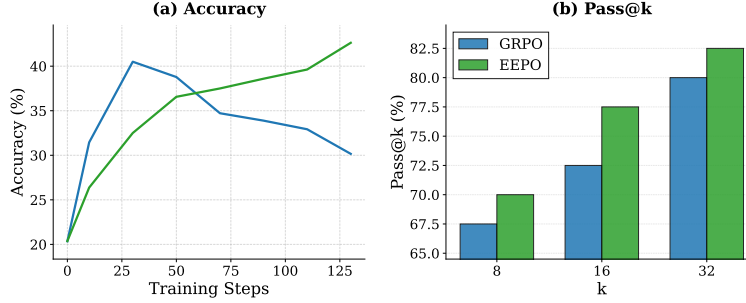


Figure 7: Performance comparison of GRPO and EEPO on AMC23 benchmark using Qwen2.5-3B. (a) Training accuracy dynamics; (b) Pass@k scaling with sampling budgets. EEPO achieves higher final performance and better scaling with increased computation.

Generalization and Pass@k. Figure 7 shows that EEPO delivers better generalization dynamics and higher final performance on AMC23 (Figure 7a), with improved Pass@k scaling as the sampling budget increases (Figure 7b). By mitigating entropy collapse (see Figure 6a) and maintaining higher policy entropy, EEPO continues to sample non-dominant yet plausible modes, sustaining exploration throughout training. This stabilized exploration prevents overfitting to the training distribution and discovers reasoning patterns that generalize to the OOD benchmark AMC23, while also yielding improvements in Pass@k under larger sampling budgets.

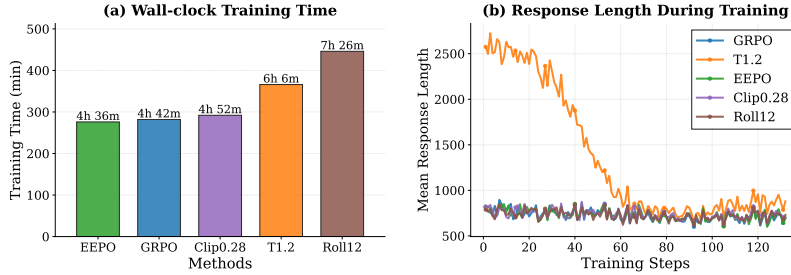


Figure 8: Training efficiency comparison on Qwen3-8B-Base. (a) Wall-clock training time for EEPO and baseline methods. (b) Mean response length during training for each method. EEPO achieves the fastest training time while maintaining stable response lengths.

Training Efficiency. We evaluate the computational efficiency of EEPO and baseline methods on Qwen3-8B-Base using B200 GPUs. As shown in Figure 8(a), EEPO achieves comparable training time to standard GRPO, demonstrating that our exploration mechanism introduces negligible computational overhead within the entire framework. Among baseline configurations, higher sampling temperatures significantly slow training by approximately 30%, as these methods generate substantially longer responses throughout training (Figure 8(b)). Additional rollouts incur the highest computational cost due to increased trajectory sampling, while adjusting the clipping ratio has minimal impact on efficiency. These results demonstrate that EEPO achieves superior performance through effective exploration while preserving the training efficiency of the original GRPO algorithm.

6 RELATED WORK

Reinforcement learning with verifiable rewards. Reinforcement learning has shown considerable promise in improving the capabilities of language models, particularly through reinforcement learning from human feedback (RLHF) (Ouyang et al., 2022; Bai et al., 2022; Rafailov et al., 2023), which aligns model outputs with human preferences. Building on this foundation, reinforcement learning with verifiable rewards (RLVR) (Shao et al., 2024; DeepSeek-AI et al., 2025; Team et al., 2025) has recently attracted growing interest for its ability to incentivize reasoning in LLMs using rule-based, automatically verifiable reward signals from domains such as mathematics (Cobbe et al., 2021; Hendrycks et al., 2021b; Chen et al., 2025a), programming (Chen et al., 2021; Codeforces, 2025), and other STEM-related fields. Notably, DeepSeek-R1 (DeepSeek-AI et al., 2025) demonstrates that RLVR can elicit emergent reasoning behaviors (Gandhi et al., 2025) such as summarization, backward reasoning, verification, and self-reflection, often manifested through long chain-of-thought (CoT) outputs. This leads to strong performance across a wide range of reasoning-intensive tasks, such as mathematics, programming, and other problem-solving domains. The SimpleRL (Zeng et al., 2025) framework further explores how extended reasoning chains emerge under various RL training regimes. Despite these advances, RLVR still faces notable challenges in performance and stability. For example, limited exploration capabilities often lead to early convergence, resulting in performance plateaus that hinder further progress.

Exploration in RL. Exploration in RL is often promoted through policy stochasticity under the assumption that randomness broadens coverage of actions and states; however, indiscriminate randomness is insufficient, as policies tend to collapse toward near-deterministic behavior—"entropy collapse" (Cui et al., 2025; Yu et al., 2025)—driven by exploitative objectives. Recent efforts largely fall into two categories: objective-level modifications and indiscriminate exploration. The latter increases randomness uniformly, for example via ϵ -greedy policies (Sutton & Barto, 2018), softmax temperature adjustments (Chen et al., 2025b; Hou et al., 2025), or entropy regularization (Hou et al., 2025); while these methods raise stochasticity, they do not shift probability mass away from dominant behaviors and often become unstable or ineffective when applied aggressively. On the objective side, increasing the clipping threshold (e.g., DAPO (Yu et al., 2025)) or concurrent work’s relaxing rewards with Pass@k (Chen et al., 2025c) admits more low-probability trajectories but leaves rollout dynamics unchanged, allowing the policy to repeatedly sample high-probability regions and sustain the self-reinforcing loop (§ 2.2) that drives entropy collapse. In contrast, we propose a active rollout-time intervention that temporarily forgets recently sampled trajectories, explicitly discouraging revisits and steering the model to explore alternative modes in sequence; this targeted mechanism disrupts self-reinforcement and remains complementary to objective-level adjustments.

Machine Unlearning for LLMs Machine unlearning for LLMs studies removing the influence of specific data (e.g., sensitive or copyrighted content) without retraining models from scratch (Liu et al., 2024). Typical motivations include privacy compliance and mitigating bias or harmful behaviors. Common approaches involve weight editing (Mitchell et al., 2022) or gradient-based optimization (Jang et al., 2023) to forget targeted data, and inference-time strategies such as prompt manipulation. However, prior work primarily focuses on knowledge erasure, whereas EEPO repurposes and tailors unlearning for RL exploration: during rollout generation, we temporarily unlearn previously sampled trajectories to prevent the rollout model from repeatedly sampling from dominant modes.

7 CONCLUSION

We introduced EEPO, an exploration-enhanced policy optimization framework that augments the rollout process with a sample-then-forget mechanism. By temporarily suppressing recently sampled trajectories during rollouts, EEPO encourages exploration of alternative modes in the output distribution that would otherwise remain underexplored. Our method transforms indiscriminate stochasticity into strategic exploration, breaking the self-reinforcing loop that causes insufficient exploration and entropy collapse. Extensive experiments across three models and five mathematical reasoning benchmarks demonstrate that EEPO consistently outperforms existing methods while maintaining comparable training efficiency. These results establish EEPO as a practical and effective approach for addressing the exploration-exploitation trade-off in RLVR.

ETHICS STATEMENT

All authors have read and adhered to the ICLR Code of Ethics. Our study relies solely on publicly available datasets and models, as detailed in Appendix A. No private or personally identifiable information was used. The work aims to advance the scientific understanding of PO methods while upholding principles of transparency, fairness, and responsible research.

REPRODUCIBILITY STATEMENT

The codebase will be made publicly available upon acceptance. All base models and PO benchmarks used in this work are publicly accessible. All experiments were conducted using NVIDIA A100 80GB GPUs and B200 184G GPUs.

REFERENCES

- Yuntao Bai, Saurav Kadavath, Sandipan Kundu, Amanda Askell, Jackson Kernion, Andy Jones, Anna Chen, Anna Goldie, Azalia Mirhoseini, Cameron McKinnon, Carol Chen, Catherine Olsson, Christopher Olah, Danny Hernandez, Dawn Drain, Deep Ganguli, Dustin Li, Eli Tran-Johnson, Ethan Perez, Jamie Kerr, Jared Mueller, Jeffrey Ladish, Joshua Landau, Kamal Ndousse, Kamile Lukosuite, Liane Lovitt, Michael Sellitto, Nelson Elhage, Nicholas Schiefer, Noemi Mercado, Nova DasSarma, Robert Lasenby, Robin Larson, Sam Ringer, Scott Johnston, Shauna Kravec, Sheer El Showk, Stanislav Fort, Tamera Lanham, Timothy Telleen-Lawton, Tom Conerly, Tom Henighan, Tristan Hume, Samuel R. Bowman, Zac Hatfield-Dodds, Ben Mann, Dario Amodei, Nicholas Joseph, Sam McCandlish, Tom Brown, and Jared Kaplan. Constitutional ai: Harmlessness from ai feedback, 2022.
- Liang Chen, Xueting Han, Li Shen, Jing Bai, and Kam-Fai Wong. Beyond two-stage training: Cooperative sft and rl for llm reasoning, 2025a. URL <https://arxiv.org/abs/2509.06948>.
- Mark Chen, Jerry Tworek, Heewoo Jun, Qiming Yuan, Henrique Ponde De Oliveira Pinto, Jared Kaplan, Harri Edwards, Yuri Burda, Nicholas Joseph, Greg Brockman, et al. Evaluating large language models trained on code. *arXiv preprint arXiv:2107.03374*, 2021.
- Zipeng Chen, Yingqian Min, Beichen Zhang, Jie Chen, Jinhao Jiang, Daixuan Cheng, Wayne Xin Zhao, Zheng Liu, Xu Miao, Yang Lu, Lei Fang, Zhongyuan Wang, and Ji-Rong Wen. An empirical study on eliciting and improving rl-like reasoning models, 2025b. URL <https://arxiv.org/abs/2503.04548>.
- Zipeng Chen, Xiaobo Qin, Youbin Wu, Yue Ling, Qinghao Ye, Wayne Xin Zhao, and Guang Shi. Pass@k training for adaptively balancing exploration and exploitation of large reasoning models, 2025c. URL <https://arxiv.org/abs/2508.10751>.
- Karl Cobbe, Vineet Kosaraju, Mohammad Bavarian, Mark Chen, Heewoo Jun, Lukasz Kaiser, Matthias Plappert, Jerry Tworek, Jacob Hilton, Reiichiro Nakano, et al. Training verifiers to solve math word problems. *arXiv preprint arXiv:2110.14168*, 2021.
- Codeforces. Codeforces - competitive programming platform, 2025. URL <https://codeforces.com/>. Accessed: 2025-03-18.
- Ganqu Cui, Yuchen Zhang, Jiacheng Chen, Lifan Yuan, Zhi Wang, Yuxin Zuo, Haozhan Li, Yuchen Fan, Huayu Chen, Weize Chen, Zhiyuan Liu, Hao Peng, Lei Bai, Wanli Ouyang, Yu Cheng, Bowen Zhou, and Ning Ding. The entropy mechanism of reinforcement learning for reasoning language models, 2025. URL <https://arxiv.org/abs/2505.22617>.
- DeepSeek-AI, Daya Guo, Dejian Yang, Haowei Zhang, Junxiao Song, Ruoyu Zhang, Runxin Xu, Qihao Zhu, Shirong Ma, Peiyi Wang, Xiao Bi, Xiaokang Zhang, Xingkai Yu, Yu Wu, Z. F. Wu, Zhibin Gou, Zhihong Shao, Zhuoshu Li, Ziyi Gao, Aixin Liu, Bing Xue, Bingxuan Wang, Bochao Wu, Bei Feng, Chengda Lu, Chenggang Zhao, Chengqi Deng, Chenyu Zhang, Chong Ruan, Damai Dai, Deli Chen, Dongjie Ji, Erhang Li, Fangyun Lin, Fucong Dai, Fuli Luo, Guangbo Hao,

- Guanting Chen, Guowei Li, H. Zhang, Han Bao, Hanwei Xu, Haocheng Wang, Honghui Ding, Huajian Xin, Huazuo Gao, Hui Qu, Hui Li, Jianzhong Guo, Jiashi Li, Jiawei Wang, Jingchang Chen, Jingyang Yuan, Junjie Qiu, Junlong Li, J. L. Cai, Jiaqi Ni, Jian Liang, Jin Chen, Kai Dong, Kai Hu, Kaige Gao, Kang Guan, Kexin Huang, Kuai Yu, Lean Wang, Lecong Zhang, Liang Zhao, Litong Wang, Liyue Zhang, Lei Xu, Leyi Xia, Mingchuan Zhang, Minghua Zhang, Minghui Tang, Meng Li, Miaojun Wang, Mingming Li, Ning Tian, Panpan Huang, Peng Zhang, Qiancheng Wang, Qinyu Chen, Qiushi Du, Ruiqi Ge, Ruisong Zhang, Ruizhe Pan, Runji Wang, R. J. Chen, R. L. Jin, Ruyi Chen, Shanghao Lu, Shangyan Zhou, Shanhuang Chen, Shengfeng Ye, Shiyu Wang, Shuiping Yu, Shunfeng Zhou, Shuting Pan, S. S. Li, Shuang Zhou, Shaoqing Wu, Shengfeng Ye, Tao Yun, Tian Pei, Tianyu Sun, T. Wang, Wangding Zeng, Wanjia Zhao, Wen Liu, Wenfeng Liang, Wenjun Gao, Wenqin Yu, Wentao Zhang, W. L. Xiao, Wei An, Xiaodong Liu, Xiaohan Wang, Xiaokang Chen, Xiaotao Nie, Xin Cheng, Xin Liu, Xin Xie, Xingchao Liu, Xinyu Yang, Xinyuan Li, Xuecheng Su, Xuheng Lin, X. Q. Li, Xiangyue Jin, Xiaojin Shen, Xiaosha Chen, Xiaowen Sun, Xiaoxiang Wang, Xinnan Song, Xinyi Zhou, Xianzu Wang, Xinxia Shan, Y. K. Li, Y. Q. Wang, Y. X. Wei, Yang Zhang, Yanhong Xu, Yao Li, Yao Zhao, Yaofeng Sun, Yaohui Wang, Yi Yu, Yichao Zhang, Yifan Shi, Yiliang Xiong, Ying He, Yishi Piao, Yisong Wang, Yixuan Tan, Yiyang Ma, Yiyuan Liu, Yongqiang Guo, Yuan Ou, Yudian Wang, Yue Gong, Yuheng Zou, Yujia He, Yunfan Xiong, Yuxiang Luo, Yuxiang You, Yuxuan Liu, Yuyang Zhou, Y. X. Zhu, Yanhong Xu, Yanping Huang, Yaohui Li, Yi Zheng, Yuchen Zhu, Yunxian Ma, Ying Tang, Yukun Zha, Yuting Yan, Z. Z. Ren, Zehui Ren, Zhangli Sha, Zhe Fu, Zhean Xu, Zhenda Xie, Zhengyan Zhang, Zhewen Hao, Zhicheng Ma, Zhigang Yan, Zhiyu Wu, Zihui Gu, Zijia Zhu, Zijun Liu, Zilin Li, Ziwei Xie, Ziyang Song, Zizheng Pan, Zhen Huang, Zhipeng Xu, Zhongyu Zhang, and Zhen Zhang. Deepseek-r1: Incentivizing reasoning capability in llms via reinforcement learning, 2025. URL <https://arxiv.org/abs/2501.12948>.
- Kanishk Gandhi, Ayush Chakravarthy, Anikait Singh, Nathan Lile, and Noah D. Goodman. Cognitive behaviors that enable self-improving reasoners, or, four habits of highly effective stars, 2025. URL <https://arxiv.org/abs/2503.01307>.
- Chaoqun He, Renjie Luo, Yuzhuo Bai, Shengding Hu, Zhen Leng Thai, Junhao Shen, Jinyi Hu, Xu Han, Yujie Huang, Yuxiang Zhang, et al. Olympiadbench: A challenging benchmark for promoting agi with olympiad-level bilingual multimodal scientific problems. *arXiv preprint arXiv:2402.14008*, 2024.
- Dan Hendrycks, Collin Burns, Saurav Kadavath, Akul Arora, Steven Basart, Eric Tang, Dawn Song, and Jacob Steinhardt. Measuring mathematical problem solving with the math dataset. *arXiv preprint arXiv:2103.03874*, 2021a.
- Dan Hendrycks, Collin Burns, Saurav Kadavath, Akul Arora, Steven Basart, Eric Tang, Dawn Song, and Jacob Steinhardt. Measuring mathematical problem solving with the math dataset. In *Thirty-fifth Conference on Neural Information Processing Systems Datasets and Benchmarks Track*, 2021b.
- Zhenyu Hou, Xin Lv, Rui Lu, Jiajie Zhang, Yujiang Li, Zijun Yao, Juanzi Li, Jie Tang, and Yuxiao Dong. T1: Advancing language model reasoning through reinforcement learning and inference scaling, 2025. URL <https://arxiv.org/abs/2501.11651>.
- Joel Jang, Dongkeun Yoon, Sohee Yang, Sungmin Cha, Moontae Lee, Lajanugen Logeswaran, and Minjoon Seo. Knowledge unlearning for mitigating privacy risks in language models. In Anna Rogers, Jordan Boyd-Graber, and Naoaki Okazaki (eds.), *Proceedings of the 61st Annual Meeting of the Association for Computational Linguistics (Volume 1: Long Papers)*, pp. 14389–14408, Toronto, Canada, July 2023. Association for Computational Linguistics. doi: 10.18653/v1/2023.acl-long.805. URL <https://aclanthology.org/2023.acl-long.805/>.
- Aitor Lewkowycz, Anders Andreassen, David Dohan, Ethan Dyer, Henryk Michalewski, Vinay Ramasesh, Ambrose Slone, Cem Anil, Imanol Schlag, Theo Gutman-Solo, et al. Solving quantitative reasoning problems with language models. *Advances in Neural Information Processing Systems*, 35:3843–3857, 2022.
- Sijia Liu, Yuanshun Yao, Jinghan Jia, Stephen Casper, Nathalie Baracaldo, Peter Hase, Yuguang Yao, Chris Yuhao Liu, Xiaojun Xu, Hang Li, Kush R. Varshney, Mohit Bansal, Sanmi Koyejo,

- and Yang Liu. Rethinking machine unlearning for large language models, 2024. URL <https://arxiv.org/abs/2402.08787>.
- Eric Mitchell, Charles Lin, Antoine Bosselut, Christopher D. Manning, and Chelsea Finn. Memory-based model editing at scale, 2022. URL <https://arxiv.org/abs/2206.06520>.
- OpenAI. Learning to reason with llms. [urlhttps://openai.com/index/learning-to-reason-with-llms/](https://openai.com/index/learning-to-reason-with-llms/). Accessed: 15 March 2025.
- Long Ouyang, Jeffrey Wu, Xu Jiang, Diogo Almeida, Carroll Wainwright, Pamela Mishkin, Chong Zhang, Sandhini Agarwal, Katarina Slama, Alex Ray, et al. Training language models to follow instructions with human feedback. *Advances in Neural Information Processing Systems*, 35: 27730–27744, 2022.
- Rafael Rafailov, Archit Sharma, Eric Mitchell, Christopher D Manning, Stefano Ermon, and Chelsea Finn. Direct Preference Optimization: Your language model is secretly a reward model. *Advances in Neural Information Processing Systems*, 36:53728–53741, 2023.
- John Schulman, Filip Wolski, Prafulla Dhariwal, Alec Radford, and Oleg Klimov. Proximal policy optimization algorithms. *arXiv preprint arXiv:1707.06347*, 2017.
- Zhihong Shao, Peiyi Wang, Qihao Zhu, Runxin Xu, Junxiao Song, Xiao Bi, Haowei Zhang, Mingchuan Zhang, YK Li, Y Wu, et al. DeepSeekMath: Pushing the limits of mathematical reasoning in open language models. *arXiv preprint arXiv:2402.03300*, 2024.
- Guangming Sheng, Chi Zhang, Zilinfeng Ye, Xibin Wu, Wang Zhang, Ru Zhang, Yanghua Peng, Haibin Lin, and Chuan Wu. Hybridflow: A flexible and efficient rlhf framework. *arXiv preprint arXiv:2409.19256*, 2024.
- Richard S Sutton and Andrew G Barto. *Reinforcement Learning: An Introduction*. MIT press, 2018.
- Kimi Team, Angang Du, Bofei Gao, Bowei Xing, Changjiu Jiang, Cheng Chen, Cheng Li, Chenjun Xiao, Chenzhuang Du, Chonghua Liao, et al. Kimi K1.5: Scaling reinforcement learning with LLMs. *arXiv preprint arXiv:2501.12599*, 2025.
- Llama Team. The llama 3 herd of models, 2024. URL <https://arxiv.org/abs/2407.21783>.
- An Yang, Baosong Yang, Beichen Zhang, Binyuan Hui, Bo Zheng, Bowen Yu, Chengyuan Li, Dayiheng Liu, Fei Huang, Haoran Wei, et al. Qwen2. 5 technical report. *arXiv preprint arXiv:2412.15115*, 2024.
- An Yang, Anfeng Li, Baosong Yang, Beichen Zhang, Binyuan Hui, Bo Zheng, Bowen Yu, Chang Gao, Chengen Huang, Chenxu Lv, Chujie Zheng, Dayiheng Liu, Fan Zhou, Fei Huang, Feng Hu, Hao Ge, Haoran Wei, Huan Lin, Jialong Tang, Jian Yang, Jianhong Tu, Jianwei Zhang, Jianxin Yang, Jiayi Yang, Jing Zhou, Jingren Zhou, Junyang Lin, Kai Dang, Keqin Bao, Kexin Yang, Le Yu, Lianghao Deng, Mei Li, Mingfeng Xue, Mingze Li, Pei Zhang, Peng Wang, Qin Zhu, Rui Men, Ruize Gao, Shixuan Liu, Shuang Luo, Tianhao Li, Tianyi Tang, Wenbiao Yin, Xingzhang Ren, Xinyu Wang, Xinyu Zhang, Xuancheng Ren, Yang Fan, Yang Su, Yichang Zhang, Yinger Zhang, Yu Wan, Yuqiong Liu, Zekun Wang, Zeyu Cui, Zhenru Zhang, Zhipeng Zhou, and Zihan Qiu. Qwen3 technical report, 2025. URL <https://arxiv.org/abs/2505.09388>.
- Qiying Yu, Zheng Zhang, Ruofei Zhu, Yufeng Yuan, Xiaochen Zuo, Yu Yue, Weinan Dai, Tiantian Fan, Gaohong Liu, Lingjun Liu, Xin Liu, Haibin Lin, Zhiqi Lin, Bole Ma, Guangming Sheng, Yuxuan Tong, Chi Zhang, Mofan Zhang, Wang Zhang, Hang Zhu, Jinhua Zhu, Jiaze Chen, Jiangjie Chen, Chengyi Wang, Hongli Yu, Yuxuan Song, Xiangpeng Wei, Hao Zhou, Jingjing Liu, Wei-Ying Ma, Ya-Qin Zhang, Lin Yan, Mu Qiao, Yonghui Wu, and Mingxuan Wang. Dapo: An open-source llm reinforcement learning system at scale, 2025. URL <https://arxiv.org/abs/2503.14476>.
- Weihao Zeng, Yuzhen Huang, Qian Liu, Wei Liu, Keqing He, Zejun Ma, and Junxian He. Simplerl-zoo: Investigating and taming zero reinforcement learning for open base models in the wild, 2025. URL <https://arxiv.org/abs/2503.18892>.

Daniel M Ziegler, Nisan Stiennon, Jeffrey Wu, Tom B Brown, Alec Radford, Dario Amodei, Paul Christiano, and Geoffrey Irving. Fine-tuning language models from human preferences. *arXiv preprint arXiv:1909.08593*, 2019.

A DETAILED EXPERIMENTAL SETUP

Datasets. We use the MATH dataset (Hendrycks et al., 2021a) for RL training. Following the setup of SimpleRL (Zeng et al., 2025), we train on the hard data, which contains 8.5K problems with difficulty levels ranging from 3 to 5. For evaluation, we adopt five challenging mathematical reasoning benchmarks: Minerva Math (Lewkowycz et al., 2022), OlympiadBench (He et al., 2024), and three recent competition-level datasets—AMC 2023, AIME 2024, and AIME 2025. For smaller models (Qwen2.5-3B and LLaMA-3.2-3B-Instruct), evaluation is conducted on the first four benchmarks. For the stronger Qwen3-8B-Base model, we additionally include AIME 2025.

Models. To demonstrate the generality of our approach, we experiment with three LLMs from different model families and scales.

- Qwen2.5-3B (Yang et al., 2024): a base model from the Qwen2.5 series, with stronger pretraining and support for long-context inputs.
- Llama-3.2-3B-Instruct (Team, 2024): an instruction-following model based on Meta’s Llama architecture, included to evaluate cross-family generalization.
- Qwen3-8B-Base (Yang et al., 2025): a larger base model from the Qwen3 family, used to assess performance at a larger scale.

Reward Function. We employ a binary reward based on answer correctness: +1 for a correct final answer and 0 otherwise. We exclude format-based rewards, which can constrain exploration and degrade performance (Zeng et al., 2025), particularly when training base models.

Implementation Details. All models are trained using the VERL framework (Sheng et al., 2024), employing the GRPO algorithm. We use a batch size of 128, a mini-batch size of 64, a learning rate of 5×10^{-7} , and 8 rollouts, training for 2 epochs. The KL loss and entropy loss coefficient are set to 1×10^{-4} and 1×10^{-5} , respectively. The maximum response length varies by model: up to 4K tokens for Qwen2.5-3B, and up to 6K tokens for both LLaMA-3.2-3B-Instruct and Qwen3-8B-Base. During evaluation, we use greedy decoding to compute pass@1 accuracy, and set the temperature to 1.0 for computing the pass@ k metric. All experiments are conducted on compute clusters equipped with NVIDIA A100 GPUs (80GB) and B200 GPUs.

B THE USE OF LARGE LANGUAGE MODELS

In preparing this manuscript, we used a large language model (LLM) solely for polishing the writing style and improving the clarity of the manuscript. The LLM was not used for generating research ideas, designing experiments, conducting analyses, or deriving results. All scientific contributions, including the conceptualization, methodology, experiments, and conclusions, were developed entirely by the authors.