

SocialNLI: A Dialogue-Centric Social Inference Dataset

Akhil Deo
Johns Hopkins University
adeo1@jhu.edu

Kate Sanders
Johns Hopkins University
ksande25@jhu.edu

Benjamin Van Durme
Johns Hopkins University
vandurme@jhu.edu

Abstract

Making theory-of-mind inferences from human dialogue is a strong indicator of a model’s underlying social abilities, which are fundamental for adept AI assistants. However, large language and reasoning models struggle to understand sophisticated social phenomena in transcript data, such as sarcasm and irony. To assess the weaknesses of current models and to identify their solutions, we introduce SOCIALNLI (SONLI)—the first social dialogue *inference* dataset¹. SONLI consists of a collection of dialogue transcripts hand-picked to center complex social nuances like irony and sarcasm, paired with inferences, corresponding likelihood scores, and human-written explanations. We explore social inference analysis as a facet of theory-of-mind, and evaluate LLM and reasoning model theory-of-mind ability through multi-step counterfactual reasoning.

1 Introduction

The ability to observe social circumstances and interpret them in ways that align with human perspectives is a critical skill for large language models (LLMs) and large reasoning models (LRMs). Models must navigate complex social reasoning to function effectively in many environments involving humans, but despite their aptitude for understanding user behavior, contemporary LLMs still falter in understanding and reasoning over various other social scenarios (Saritaş et al., 2025). This challenge is rooted in current language models’ lack of general theory-of-mind (ToM) capabilities: while models can imitate social understanding through pattern recognition, they often fail to infer the underlying mental states, such as beliefs, emotions, or intentions, that drive human social interactions, especially in cases involving multiple speakers (Amirizani et al., 2024a; Sap et al., 2023; Moghadam and Honey, 2023; Ullman, 2023). ToM stress-

¹SocialNLI dataset.

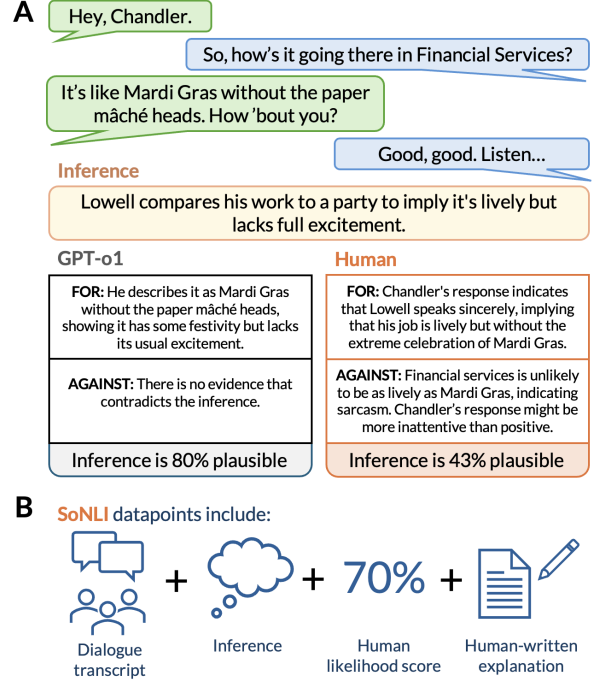


Figure 1: (A) LLMs fall behind humans on counterfactual reasoning over complex dialogue snippets. (B) SOCIALNLI dataset contents.

tests corroborate this underperformance, as frontier models score lower than humans accuracy on ToM benchmarks and are brittle to minor rephrasings (Chen et al., 2024; Shapira et al., 2023).

Inference generation from multi-speaker dialogue is a key skill that both demonstrates a model’s capacity for ToM reasoning (Street, 2024; Li et al., 2023), and can facilitate sophisticated reasoning for downstream tasks (Sanders and Van Durme, 2025). While various benchmarks require abilities surrounding social understanding and inference, there are no text-based datasets targeting the explicit skill of making ToM inferences from dialogue content, and so it is difficult to assess the social reasoning ability of current models and what specific pitfalls they suffer from in their interactions.

To address these shortcomings, we present SOCIALNLI (SONLI), the first transcript-based social

inference dataset. Unlike existing NLI resources that focus on factual or multi-domain entailment, SONLI consists of free-form natural language inferences over dialogue snippets that are hand-selected to target sarcasm and irony. See Fig. 1 for an abridged dialogue sample from SONLI. Inferences are paired with human-labeled plausibility scores based on the dialogue content as well as human-written natural language explanations for each score. SONLI then serves both as a benchmark for explicit social ToM evaluation as well as a training and inference resource for socially-aligned LLMs. We demonstrate through counterfactual reasoning experiments that existing models have notable room for improvement on aligning with human social inferences, even when using strong “thinking model” reasoners. We present:

- SONLI, a social inference and reasoning dataset centered on sarcasm, irony, and humor, containing both human inference judgments and natural language judgment explanations.
- A novel LLM-driven counterfactual inference approach that encourages ToM reasoning to analyze and evaluate social phenomena.
- Experiments benchmarking current LLMs on SONLI to ascertain behavioral discrepancies compared to human annotators and each other.

2 Related Work

Natural Language Inference Datasets Following years of RTE (Dagan et al., 2005), Bowman et al. (2015) introduced the influential SNLI benchmark. Multiple popular NLI benchmarks were proposed, motivating more research in the field (Williams et al., 2018; Poliak et al., 2018; Wang et al., 2018, 2019), alongside a wave of domain-specific inference datasets including SciTail (Khot et al., 2018), MedNLI (Romanov and Shivade, 2018), and XNLI (Conneau et al., 2018). To keep models from over-fitting to train sets, ANLI iteratively collects examples that models fail on, raising the difficulty of each round of training (Nie et al., 2020). Beyond categorical labels, UNLI models uncertainty as a scalar likelihood, offering an alternative to three-way NLI (Chen et al., 2020).

Social Reasoning Datasets A complementary line of work targets social commonsense directly. A prevalent formulation frames sarcasm and irony detection as classification, with corpora like SARC and its modality and language-specific extensions, such as MUSTARD (audio-visual clips),

the English–Arabic iSarcasmEval benchmark, the English-Chinese FanChuan benchmark, and more (Khodak et al., 2018; Castro et al., 2019; Abu Farha et al., 2022; Zheng et al., 2025; Farabi et al., 2024a). A more nuanced formulation casts social commonsense as a ToM and belief-tracking task: SocialIQa asks multiple-choice questions about motivations, emotions, and likely future actions, while higher-order belief-tracking benchmarks like HI-TOM and OpenToM probe deeper ToM reasoning (Sap et al., 2019; He et al., 2023; Xu et al., 2024). Multimodal TV and movie benchmarks assess reasoning over social content as well with a focus on vision (Lei et al., 2019; Farabi et al., 2024b). No existing benchmarks ask models to articulate open-ended inferences derived from conversational cues with an emphasis on complex social dynamics like sarcasm and irony.

Theory of Mind LLM theory of mind (ToM) ability poses many implications for downstream research (Street, 2024), particularly multi-agent collaboration (Li et al., 2023; Kostka and Chudziak, 2025) and human-in-the-loop interactions (Zhang et al., 2024), including in robotics (Verma et al., 2024). Some research suggests that LLMs reflect human performance on ToM tasks (Street et al., 2024), while others posit that LLMs struggle on open-ended ToM questions, even after incorporating ToM-specific strategies such as prompt tuning techniques (Amirizani et al., 2024b). Riemer et al. (2025) emphasize the distinction between literal and functional ToM, arguing that most benchmarks omit the latter. Shinoda et al. (2025) address limited personalities in ToM benchmarks by having LLMs “act” as different characters.

3 Dataset

3.1 Collecting transcript-question pairs

We require a collection of minimally-processed dialogues to build our annotations on. We use the FriendsQA dataset as our basis, a collection of questions about dialogue snippets from the TV show Friends (Yang and Choi, 2019). Friends is a strong source of dialogue exhibiting sophisticated social reasoning, as it frequently involves sarcasm, irony, and other forms of social nuance. We condition our inference generation on these questions to target these topics.

We hand-select a set of 243 FriendsQA dialogue transcripts that contain elements of sarcasm, irony,

Dataset	Turns	Speakers
SONLI (all)	25.07	4.78
SONLI (eval)	24.76	5.11
MultiWOZ (Budzianowski et al., 2020)	13.46	2
Persona-Chat (Zhang et al., 2018)	6–8	2
DailyDialog (Li et al., 2017)	7.9	2
Multi-party meetings (typically)	–	2–4

Table 1: Average turns and speakers per dialogue

or both. We use DeepSeek-R1 to filter out the questions that are unlikely to require interpreting sarcasm or irony, ensuring generated inferences target social nuances (Appendix C.2). We adopt R1 here as it is a strong reasoning model with high scores on standard reasoning challenges (DeepSeek-AI et al., 2025). As FriendsQA was built for open-domain QA, most questions are out-of-scope. As such, we use R1 to generate questions that explicitly require recognizing sarcasm or irony in the dialogue, leaving 532 questions (Appendix C.3).

3.2 Collecting inferences

Aligning with existing NLI datasets, we curate a diverse set of inferences intentionally spanning low-to high-quality. To generate inferences, we prompt GPT-4o with the original dialogue snippet and the corresponding question (OpenAI et al., 2024c). We use GPT-4o as it reliably follows instructions and produces coherent long-form text, yielding fluent, diverse hypotheses suitable for scoring (OpenAI et al., 2024a). We use several prompts to allow for a diverse set of inferences, and leverage techniques such as chain-of-thought (CoT) to improve inference quality (Appendix C.4; Wei et al., 2023), while also sampling with GPT-3.5 *without* CoT to intentionally lower reasoning quality (Appendix C.5; Brown et al., 2020). We collect 10 inferences per (d, i, y) triple, totaling 5,320 inferences across SONLI, where d denotes the dialogue, i the inference, and $y \in \{0, 1\}$ the scalar plausibility score.

3.3 Statistics

As summarized in Table 1, SONLI features notably longer and more multi-party dialogues than prior resources. This conversational depth and multi-party interaction demands that models continually track and update multiple mental-state representations—a core requirement for robust ToM reasoning. Thus, SONLI is among the most demanding social inference and ToM benchmarks to date.

Additionally, across SONLI, R1 assigns a mean plausibility of 0.823 (median=1.0, $\sigma = 0.283$) The 1.4k human-evaluated subset also averages 0.823,

but annotators’ scores average 0.863 ± 0.172 .

3.4 Annotating the data

For the evaluation set, we collect human plausibility scores and natural language explanations for 1,400 inferences over 70 dialogue transcripts using Amazon Mechanical Turk. We first conduct a series of pilot tasks to curate a group of high-quality human annotators, testing both for quality of labels and human-ness. The annotator pool is limited to annotators in the U.S. with over 1000 HITs accepted and an acceptance rate of >98%.² Annotators were presented with dialogue snippets containing complex social reasoning elements, along with corresponding inferences, and were instructed to rate the plausibility of each inference on a sliding scale from “0% true” to “100% true” and explain their ratings with up to a few sentences. The full task instructions are included in Appendix B. Human annotators show a positive bias (mean=0.863, median=0.9, $\sigma=0.172$), with 54.9% of scores landing above 0.8. This skew is expected because we curate socially plausible inferences, meaning that models must resolve fine-grained differences to perform well on SONLI.

4 Experiments

We target two primary research questions: **(R1)** How well do model-produced plausibility scores for open-ended social inferences align with human-graded judgements? **(R2)** To what extent is model performance influenced by their argument generation ability vs. their plausibility scoring ability?

4.1 Counterfactual reasoning

By design, most inferences in SONLI are neither objectively true or false. We introduce an UNLI-inspired, counterfactual approach to LLM-driven reasoning over complex, ToM-centric social reasoning questions. For a social inference I_i , we elicit two synthetic counterfactual arguments— A_i^+ arguing why I_i is true and A_i^- arguing why it is false. These arguments correspond to the likelihoods

$$s_i^+ = P(A_i^+ | I_i = \text{true})$$

$$s_i^- = P(A_i^- | I_i = \text{false})$$

Assuming a uniform prior on I_i and conditional independence of A_i^+ and A_i^- given I_i , we compute the posterior probability that I_i is true via

$$\hat{P}(I_i = \text{true} | A_i^+, A_i^-) = \frac{s_i^+(1-\hat{s}_i^-)}{\hat{s}_i^+(1-\hat{s}_i^-)+(1-\hat{s}_i^+)\hat{s}_i^-}.$$

²We pay annotators an average of \$15/hr.

Model	ρ	MAE
DeepSeek-V3	-0.137	0.294
GPT-4o	0.153	0.341
GPT-4o-mini	0.095	0.186
Llama-3.1-8B-Instruct	0.010	0.359
Llama-3.1-70B-Instruct	0.075	0.185
Qwen2.5-32B-Chat	-0.028	0.181

Table 2: **End-to-end counterfactual reasoning plausibility alignment on SONLI.** For each entry, the evaluated model generates supporting and opposing counterfactual justifications, generates likelihoods for each, and produces a plausibility score using the method in Section 4.1. We report Pearson correlation ρ with human scores, and mean absolute error (MAE).

We release DeepSeek-R1-generated counterfactual arguments and scores for each inference as a part of SONLI to aid future training and analysis.

4.2 Model-Human Alignment

Setup In this experiment we target **R1**: How LLM plausibility scores on SONLI align with humans. We evaluate on the SONLI’s 1.4k human-scored evaluation set of 1.4k inferences. For each model under test (GPT-4o, DeepSeek-V3, Llama-3.1-70B-Instruct, Qwen2.5-32B, Llama-3.1-8B-Instruct, GPT-4o-mini), the model *itself* generates the supporting and opposing counterfactual arguments, assigns their heuristic likelihoods, and then computes the final plausibility \hat{p}_{CR} using Eq. (4.1). We compare \hat{p}_{CR} to human scores y using Pearson’s correlation ρ and mean absolute error (MAE). Prompts are in the appendix.

Results Table 2 shows that only GPT-4o, and to some extent GPT-4o-mini, exhibit a meaningful positive correlation with human scores, indicating some ability to separate plausible from implausible inferences. Most other models sit near zero or negative ρ , suggesting weak or inverted agreement with annotators. Several models nonetheless post low MAEs by placing scores in a tight band near the dataset mean, most notably Qwen2.5-32B and Llama-3.1-70B, reducing magnitude error without preserving instance-wise ordering. Accordingly, we treat ρ as the primary evaluation signal for SONLI and use MAE as a complementary calibration indicator.

4.3 Human-Judged Counterfactuals

Setup In this experiment, we rate arguments with human judges, and address **R2** by ablating the qual-

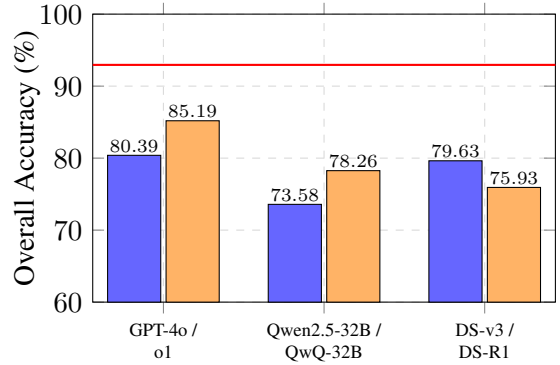


Figure 2: **Human-judged factuality of explanations.** For each inference, models produce supporting and opposing explanations, and humans score the accuracy of those explanations. LLMs are blue; LRMs are orange. The red horizontal line shows **human baseline performance (92.59%)**, exceeding all model accuracies.

ity of arguments generated by LLMs and LRMs on SONLI. We have humans fact-check model-generated supporting and opposing explanations for each inference (Section 4.1) to see whether the low performance in Section 4.2 was due to poor argument scoring or poor argument generation. We test three LLM-LRM pairs: GPT-4o/o1, Qwen2.5-32B/QwQ-32B, and DeepSeek-V3/DS-R1, on 27 inferences drawn from 9 dialogues (Section 3.4; OpenAI et al., 2024b; Qwen, 2025; DeepSeek-AI et al., 2025). All inferences and dialogues are verified to have sarcasm or irony.

Results LRMs are rated higher than LLMs: average factuality 79.8% vs. 77.9%, with o1 at 85.2% and GPT-4o at 80.4% (see Fig. 2). Despite the edge, all evaluated models under-perform humans by 7.40%-19.01%. With Experiment 1’s weak model-human correlations, these results show that current systems remain far from robust ToM reasoning, although models may struggle more with weighing arguments than generating them.

5 Conclusion

We introduce a natural language inference dataset for interpreting high level social phenomena like sarcasm and irony from dialogue transcripts, including both detailed human annotations and various LLM and reasoning model outputs. Through evaluations, we show that current language and reasoning models struggle to demonstrate social awareness on the dataset inference task, showing there is significant room for improvement on developing models capable of ToM reasoning and deep social understanding.

Limitations

Our dataset focuses on dialogue transcripts from one TV show. While Friends covers a wide range of sophisticated social reasoning topics, it is not representative of social phenomena as a whole. Related, our dataset is only in English and predominantly tackles social reasoning from an English-speaking perspective. This should be taken into account, to be aware of potential biases propagated by this dataset.

Our experiments cover a relatively small set of data points due to the human labor involved in evaluations. We view this dataset as a diagnostic tool to prompt further investigations into model behavior in larger-scale settings.

Finally, while we focus on human evaluations as models are not sufficiently adept to judge outputs themselves, the human annotators inherently have social biases themselves. The redundancy of these annotations is low to account for cost, but we provide all annotation instructions to allow for more labels to be collected to ensure more redundancy in future work.

In this paper, all artifacts are used appropriately for research purposes.

References

- Ibrahim Abu Farha, Silviu Vlad Oprea, Steven Wilson, and Walid Magdy. 2022. [Semeval-2022 task 6: is-arcasmeval, intended sarcasm detection in english and arabic](#). In *Proceedings of the 16th International Workshop on Semantic Evaluation (SemEval-2022)*, page 802–814, Seattle, United States. Association for Computational Linguistics.
- Maryam Amirizani, Elias Martin, Maryna Sivachenko, Afra Mashhadi, and Chirag Shah. 2024a. [Can llms reason like humans? assessing theory of mind reasoning in llms for open-ended questions](#). In *Proceedings of the 33rd ACM International Conference on Information and Knowledge Management*, page 34–44, Boise ID USA. ACM.
- Maryam Amirizani, Elias Martin, Maryna Sivachenko, Afra Mashhadi, and Chirag Shah. 2024b. [Can llms reason like humans? assessing theory of mind reasoning in llms for open-ended questions](#). In *Proceedings of the 33rd ACM International Conference on Information and Knowledge Management*, CIKM '24, page 34–44, New York, NY, USA. Association for Computing Machinery.
- Samuel R. Bowman, Gabor Angeli, Christopher Potts, and Christopher D. Manning. 2015. [A large annotated corpus for learning natural language inference](#). *Preprint*, arXiv:1508.05326.
- Tom B. Brown, Benjamin Mann, Nick Ryder, Melanie Subbiah, Jared Kaplan, Prafulla Dhariwal, Arvind Neelakantan, Pranav Shyam, Girish Sastry, Amanda Askell, Sandhini Agarwal, Ariel Herbert-Voss, Gretchen Krueger, Tom Henighan, Rewon Child, Aditya Ramesh, Daniel M. Ziegler, Jeffrey Wu, Clemens Winter, and 12 others. 2020. [Language models are few-shot learners](#). *Preprint*, arXiv:2005.14165.
- Paweł Budzianowski, Tsung-Hsien Wen, Bo-Hsiang Tseng, Iñigo Casanueva, Stefan Ultes, Osman Ramadan, and Milica Gašić. 2020. [Multiwoz – a large-scale multi-domain wizard-of-oz dataset for task-oriented dialogue modelling](#). *Preprint*, arXiv:1810.00278.
- Santiago Castro, Devamanyu Hazarika, Verónica Pérez-Rosas, Roger Zimmermann, Rada Mihalcea, and Soujanya Poria. 2019. [Towards multi-modal sarcasm detection \(an obviously perfect paper\)](#). (arXiv:1906.01815). ArXiv:1906.01815 [cs].
- Tongfei Chen, Zhengping Jiang, Adam Poliak, Keisuke Sakaguchi, and Benjamin Van Durme. 2020. [Uncertain natural language inference](#). *Preprint*, arXiv:1909.03042.
- Zhuang Chen, Jincenzi Wu, Jinfeng Zhou, Bosi Wen, Guanqun Bi, Gongyao Jiang, Yaru Cao, Mengting Hu, Yunghwei Lai, Zexuan Xiong, and Minlie Huang. 2024. [Tombench: Benchmarking theory of mind in large language models](#). *Preprint*, arXiv:2402.15052.
- Alexis Conneau, Guillaume Lample, Ruty Rinott, Adina Williams, Samuel R. Bowman, Holger Schwenk, and Veselin Stoyanov. 2018. [Xnli: Evaluating cross-lingual sentence representations](#). *Preprint*, arXiv:1809.05053.
- Ido Dagan, Oren Glickman, and Bernardo Magnini. 2005. The pascal recognising textual entailment challenge. In *Machine learning challenges workshop*, pages 177–190. Springer.
- DeepSeek-AI, Daya Guo, Dejian Yang, Haowei Zhang, Junxiao Song, Ruoyu Zhang, Runxin Xu, Qihao Zhu, Shirong Ma, Peiyi Wang, Xiao Bi, Xiaokang Zhang, Xingkai Yu, Yu Wu, Z. F. Wu, Zhibin Gou, Zhihong Shao, Zhuoshu Li, Ziyi Gao, and 181 others. 2025. [Deepseek-r1: Incentivizing reasoning capability in llms via reinforcement learning](#). *Preprint*, arXiv:2501.12948.
- Shafkat Farabi, Tharindu Ranasinghe, Diptesh Kanojia, Yu Kong, and Marcos Zampieri. 2024a. [A survey of multimodal sarcasm detection](#). In *Proceedings of the Thirty-Third International Joint Conference on Artificial Intelligence, IJCAI-2024*, page 8020–8028. International Joint Conferences on Artificial Intelligence Organization.
- Shafkat Farabi, Tharindu Ranasinghe, Diptesh Kanojia, Yu Kong, and Marcos Zampieri. 2024b. [A survey of multimodal sarcasm detection](#). *arXiv preprint arXiv:2410.18882*.

- Yinghui He, Yufan Wu, Yilin Jia, Rada Mihalcea, Yulong Chen, and Naihao Deng. 2023. [HiTom: A benchmark for evaluating higher-order theory of mind reasoning in large language models](#). (arXiv:2310.16755). ArXiv:2310.16755 [cs].
- Mikhail Khodak, Nikunj Saunshi, and Kiran Vodrahalli. 2018. [A large self-annotated corpus for sarcasm](#). (arXiv:1704.05579). ArXiv:1704.05579 [cs].
- Tushar Khot, Ashish Sabharwal, and Peter Clark. 2018. [Scitail: A textual entailment dataset from science question answering](#). *Proceedings of the AAAI Conference on Artificial Intelligence*, 32(1).
- Adam Kostka and Jarosław A. Chudziak. 2025. [Towards cognitive synergy in llm-based multi-agent systems: Integrating theory of mind and critical evaluation](#). *Preprint*, arXiv:2507.21969.
- Jie Lei, Licheng Yu, Mohit Bansal, and Tamara L. Berg. 2019. [Tvqa: Localized, compositional video question answering](#). *Preprint*, arXiv:1809.01696.
- Huaoli Li, Yu Chong, Simon Stepputtis, Joseph Campbell, Dana Hughes, Charles Lewis, and Katia Sycara. 2023. [Theory of mind for multi-agent collaboration via large language models](#). In *Proceedings of the 2023 Conference on Empirical Methods in Natural Language Processing*. Association for Computational Linguistics.
- Yanran Li, Hui Su, Xiaoyu Shen, Wenjie Li, Ziqiang Cao, and Shuzi Niu. 2017. [Dailydialog: A manually labelled multi-turn dialogue dataset](#). *Preprint*, arXiv:1710.03957.
- Shima Rahimi Moghaddam and Christopher J. Honey. 2023. [Boosting theory-of-mind performance in large language models via prompting](#). (arXiv:2304.11490). ArXiv:2304.11490 [cs].
- Yixin Nie, Adina Williams, Emily Dinan, Mohit Bansal, Jason Weston, and Douwe Kiela. 2020. [Adversarial nli: A new benchmark for natural language understanding](#). (arXiv:1910.14599). ArXiv:1910.14599 [cs].
- OpenAI, :, Aaron Hurst, Adam Lerer, Adam P. Goucher, Adam Perelman, Aditya Ramesh, Aidan Clark, AJ Ostrow, Akila Welihinda, Alan Hayes, Alec Radford, Aleksander Madry, Alex Baker-Whitcomb, Alex Beutel, Alex Borzunov, Alex Carney, Alex Chow, Alex Kirillov, and 401 others. 2024a. [Gpt-4o system card](#). *Preprint*, arXiv:2410.21276.
- OpenAI, :, Aaron Jaech, Adam Kalai, Adam Lerer, Adam Richardson, Ahmed El-Kishky, Aiden Low, Alec Helyar, Aleksander Madry, Alex Beutel, Alex Carney, Alex Iftimie, Alex Karpenko, Alex Tachard Passos, Alexander Neitz, Alexander Prokofiev, Alexander Wei, Allison Tam, and 244 others. 2024b. [Openai o1 system card](#). *Preprint*, arXiv:2412.16720.
- OpenAI, Josh Achiam, Steven Adler, Sandhini Agarwal, Lama Ahmad, Ilge Akkaya, Florencia Leoni Aleman, Diogo Almeida, Janko Altenschmidt, Sam Altman, Shyamal Anadkat, Red Avila, Igor Babuschkin, Suchir Balaji, Valerie Balcom, Paul Baltescu, Haiming Bao, Mohammad Bavarian, Jeff Belgum, and 262 others. 2024c. [Gpt-4 technical report](#). *Preprint*, arXiv:2303.08774.
- Adam Poliak, Aparajita Haldar, Rachel Rudinger, J Edward Hu, Ellie Pavlick, Aaron Steven White, and Benjamin Van Durme. 2018. Collecting diverse natural language inference problems for sentence representation evaluation. *arXiv preprint arXiv:1804.08207*.
- Qwen. 2025. [Qwq-32b: Embracing the power of reinforcement learning](#).
- Matthew Riemer, Zahra Ashktorab, Djallel Bouneffouf, Payel Das, Miao Liu, Justin D. Weisz, and Murray Campbell. 2025. [Position: Theory of mind benchmarks are broken for large language models](#). *Preprint*, arXiv:2412.19726.
- Alexey Romanov and Chaitanya Shivade. 2018. [Lessons from natural language inference in the clinical domain](#). (arXiv:1808.06752). ArXiv:1808.06752 [cs].
- Kate Sanders and Benjamin Van Durme. 2025. [Bon-sai: Interpretable tree-adaptive grounded reasoning](#). *arXiv preprint arXiv:2504.03640*.
- Maarten Sap, Ronan LeBras, Daniel Fried, and Yejin Choi. 2023. [Neural theory-of-mind? on the limits of social intelligence in large lms](#). (arXiv:2210.13312). ArXiv:2210.13312 [cs].
- Maarten Sap, Hannah Rashkin, Derek Chen, Ronan Le Bras, and Yejin Choi. 2019. [Social IQa: Commonsense reasoning about social interactions](#). In *Proceedings of the 2019 Conference on Empirical Methods in Natural Language Processing and the 9th International Joint Conference on Natural Language Processing (EMNLP-IJCNLP)*, pages 4463–4473, Hong Kong, China. Association for Computational Linguistics.
- Karahan Sarıtaş, Kıvanç Tezören, and Yavuz Durmazkeser. 2025. [A systematic review on the evaluation of large language models in theory of mind tasks](#). *Preprint*, arXiv:2502.08796.
- Natalie Shapira, Mosh Levy, Seyed Hossein Alavi, Xuhui Zhou, Yejin Choi, Yoav Goldberg, Maarten Sap, and Vered Shwartz. 2023. [Clever hans or neural theory of mind? stress testing social reasoning in large language models](#). (arXiv:2305.14763). ArXiv:2305.14763 [cs].
- Kazutoshi Shinoda, Nobukatsu Hojo, Kyosuke Nishida, Saki Mizuno, Keita Suzuki, Ryo Masumura, Hiroaki Sugiyama, and Kuniko Saito. 2025. [Tomato: Verbalizing the mental states of role-playing llms for benchmarking theory of mind](#). In *Proceedings of the AAAI Conference on Artificial Intelligence*, volume 39, pages 1520–1528.

- Winnie Street. 2024. [Llm theory of mind and alignment: Opportunities and risks](#). *Preprint*, arXiv:2405.08154.
- Winnie Street, John Oliver Siy, Geoff Keeling, Adrien Baranes, Benjamin Barnett, Michael McKibben, Tatenda Kanyere, Alison Lentz, Blaise Aguerre y Arca, and Robin I. M. Dunbar. 2024. [Llms achieve adult human performance on higher-order theory of mind tasks](#). *Preprint*, arXiv:2405.18870.
- Tomer Ullman. 2023. [Large language models fail on trivial alterations to theory-of-mind tasks](#). (arXiv:2302.08399). ArXiv:2302.08399 [cs].
- Mudit Verma, Siddhant Bhambri, and Subbarao Kambhampati. 2024. [Theory of mind abilities of large language models in human-robot interaction: An illusion?](#) In *Companion of the 2024 ACM/IEEE International Conference on Human-Robot Interaction, HRI '24*, page 36–45, New York, NY, USA. Association for Computing Machinery.
- Alex Wang, Yada Pruksachatkun, Nikita Nangia, Amanpreet Singh, Julian Michael, Felix Hill, Omer Levy, and Samuel Bowman. 2019. Superglue: A stickier benchmark for general-purpose language understanding systems. *Advances in neural information processing systems*, 32.
- Alex Wang, Amanpreet Singh, Julian Michael, Felix Hill, Omer Levy, and Samuel R Bowman. 2018. Glue: A multi-task benchmark and analysis platform for natural language understanding. *arXiv preprint arXiv:1804.07461*.
- Jason Wei, Xuezhi Wang, Dale Schuurmans, Maarten Bosma, Brian Ichter, Fei Xia, Ed Chi, Quoc Le, and Denny Zhou. 2023. [Chain-of-thought prompting elicits reasoning in large language models](#). *Preprint*, arXiv:2201.11903.
- Adina Williams, Nikita Nangia, and Samuel R. Bowman. 2018. [A broad-coverage challenge corpus for sentence understanding through inference](#). (arXiv:1704.05426). ArXiv:1704.05426 [cs].
- Hainiu Xu, Runcong Zhao, Lixing Zhu, Jinhua Du, and Yulan He. 2024. [Opentom: A comprehensive benchmark for evaluating theory-of-mind reasoning capabilities of large language models](#). *Preprint*, arXiv:2402.06044.
- Zhengzhe Yang and Jinho D. Choi. 2019. [FriendsQA: Open-domain question answering on TV show transcripts](#). In *Proceedings of the 20th Annual SIGdial Meeting on Discourse and Dialogue*, pages 188–197, Stockholm, Sweden. Association for Computational Linguistics.
- Saizheng Zhang, Emily Dinan, Jack Urbanek, Arthur Szlam, Douwe Kiela, and Jason Weston. 2018. [Personalizing dialogue agents: I have a dog, do you have pets too?](#) *Preprint*, arXiv:1801.07243.
- Shao Zhang, Xihuai Wang, Wenhao Zhang, Yongshan Chen, Landi Gao, Dakuo Wang, Weinan Zhang, Xinning Wang, and Ying Wen. 2024. [Mutual theory of mind in human-ai collaboration: An empirical study with llm-driven ai agents in a real-time shared workspace task](#). *Preprint*, arXiv:2409.08811.
- Yilun Zheng, Sha Li, Fangkun Wu, Yang Ziyi, Lin Hongchao, Zhichao Hu, Cai Xinjun, Ziming Wang, Jinxuan Chen, Sitao Luan, Jiahao Xu, and Lihui Chen. 2025. [Fanchuan: A multilingual and graph-structured benchmark for parody detection and analysis](#). (arXiv:2502.16503). ArXiv:2502.16503 [cs].

A Dataset Card

A.1 Overview

SOCIALNLI (SONLI) is a dialogue-centric benchmark for open-ended social inference. Each example pairs a short multi-speaker transcript with a free-form hypothesis and asks models to assign a scalar plausibility score in $[0, 1]$, optionally accompanied by brief supporting and opposing rationales. Dialogues are drawn from FriendsQA and were curated to foreground sarcasm, irony, and related social cues. The release includes two splits: an *auto/main* split of 3,920 LLM-generated and scored inferences, and an *eval* split of 1,400 human-scored inferences over 70 dialogues (5,320 total). Each record contains the dialogue text, the hypothesis, model and/or human scores, and counterfactual explanations; the eval split additionally provides annotator justifications. The dataset is intended for evaluating theory-of-mind-style social reasoning and explanation quality.

A.2 Inference Classifications

In addition to the dataset processing and generation conducted in Sections 3.1 and 3.2, we also attempt to see what types of inferences are generated. Leveraging the prompt described in Section C.9, we classify each inference in SONLI as either concerning reality, a belief, or an emotion. We use these coarse labels chiefly as an auxiliary data-point to monitor diversity of inferences type.

Figure 3 shows the distribution of inference types across all splits. For the auto split (3,920 items), inferences are classified as concerning reality (36.85%), emotion (32.00%), and belief (31.16%). The eval split (1,400 items) shows a similar distribution: concerning reality (40.00%), emotion (29.36%), and belief (30.64%). Aggregating across all 5,320 labeled items yields concerning reality (37.68%), emotion (31.30%), and belief (31.02%). These results demonstrate that all three

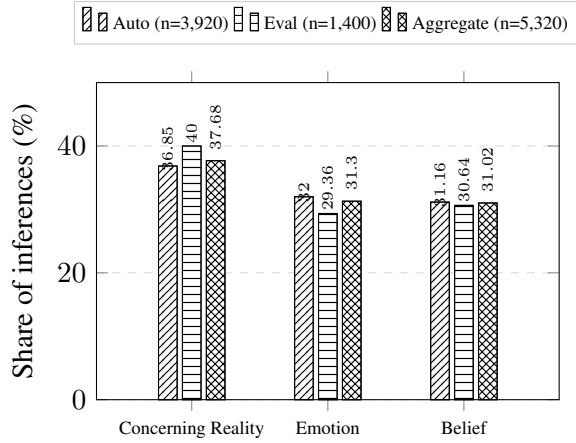


Figure 3: **Inference type distribution.**

inference categories are roughly balanced across splits, with inferences concerning reality slightly more prevalent in each case.

B Human Annotations

No annotator information was recorded in the annotation process.

B.1 Main instructions

Annotator Instructions

In this task, you are presented with a short dialogue transcript taken from a TV show episode. Please read all of the transcript. Don't worry if some of the text is transcribed poorly, your best interpretation is fine. Then, for each statement below about the transcript, mark whether it is most likely true or false using the slider. The slider is on a 100-point scale, meaning that "0" is absolutely false and "100" is absolutely true. "50" indicates that there is equal probability that the statement is true or false. After selecting the most accurate likelihood score for the statement based on the transcript, write a brief explanation for your score (about one sentence). There will be twenty statements per dialogue transcript.

When scoring an inference, it's important ask yourself a few questions:

- Is the inference true?
- Is the inference relevant to the dialogue transcript?
- Is the inference vague or non-descriptive?
- Does the inference introduce information that isn't included in the dialogue transcript?

Please check the instructions for a quick example. Thanks!

Thank you for participating in the task. Quality of submitted tasks will be carefully monitored, and bot outputs will be rejected.

B.2 Score Processing and Precision

We collect human plausibility scores on a 0–100 slider and then normalize them to $[0, 1]$. To avoid

false precision from the slider UI, and human annotators in general, we quantize normalized scores to one decimal place in our statistical analyses. To balance fidelity, SONLI retains scores of up to two significant figures, giving downstream users flexibility to choose their preferred granularity.

B.3 Example

B.3.1 Dialogue transcript

Phoebe Buffay: Wow ! I can not believe Mark asked you out .

Rachel Green: I know .

Phoebe Buffay: What , so what are you gonna tell him ?

Rachel Green: Well , I told him I would think about it , but I 'm gonna tell him no .

Rachel Green: I mean I think I 'd say no to anybody right now . Oh , but it was so strange . I mean I 'm standing there with this charming , cute guy , who 's asking me to go out with him , which I 'm allowed to do , and I felt guilty . Y'know , like I 'd be cheating on Ross or something .

Phoebe Buffay: Wow . So , okay , maybe that means that , you 're not over Ross yet and you have issues with your father .

Rachel Green: I do n't have any issues with my Father .

Phoebe Buffay: Okay , so it 's probably just the Ross thing then .

B.3.2 Example inferences

Inference: Rachel feels guilty about dating Mark because she still has feelings for Ross.

- True? Yes – Rachel explicitly says she felt guilty “like I’d be cheating on Ross.”
- Relevant? Yes – it directly explains her emotional reaction in the transcript.
- Non-vague? Yes – pinpoints what she feels (guilt) and why (Ross).
- Extra info? No – everything is stated or implied in her lines
- Verdict: Good inference – score high

Inference: Rachel has commitment issues with all men.

- True? Not sure.
- Relevant? No – the provided dialogue only covers this one date invite, not “all men.”
- Non-vague? No – the inference isn’t very specific
- Extra info? Yes – nothing in the dialogue indicates “commitment issues.”
- Verdict: Bad inference – score low

C Prompts

C.1 Generation Parameters

All prompts were executed with temperature equaling 0.7, and maximum tokens equaling 5000 (4096 for GPT-3.5). These settings were applied consistently across all inference generation, explanation generation, and classification tasks to ensure reproducibility.

C.2 Social Nuance Target Filtering

```
<role> You are an AI assistant specializing in analyzing the nuances of language in questions and dialogues. </role>

<task> Your task is to analyze the provided question, and the accompanying dialogue, to determine the likelihood that understanding sarcasm or irony in the dialogue is necessary to answer the question accurately. If the question doesn't require understanding sarcasm or irony, choose "very unlikely" or "unlikely", and justify your choice. If the question requires understanding sarcasm or irony, choose "very likely" or "likely", and justify your choice. If you are unsure or it is possible, choose "possibly" and justify your choice.</task>

<response_format> You MUST choose your answer exclusively from the following five categories:
- very unlikely
- unlikely
- possibly
- likely
- very likely

Wrap your thoughts in <think> </think> tags and your final answer in <answer> </answer> tags.
</response_format>

<dialogue>
{dialogue}
</dialogue>

<question> {question} </question>
```

C.3 Social Nuance Target Question Construction

```
<role> You are an AI assistant specialized in understanding and identifying sarcasm and irony in conversations. Your goal is to create insightful questions that probe the sarcastic or ironic elements within a dialogue. </role>

<task> Your task is to carefully read the provided dialogue and generate one high-quality question that specifically targets or
```

requires understanding of the sarcasm or irony present in the dialogue. The question should make sense in the context of the dialogue and should not be answerable without recognizing the sarcastic or ironic intent.

Ensure the question is:

- Grammatically correct and clearly phrased.
- Directly related to the sarcastic or ironic content.
- Open-ended or requires more than a simple yes/no answer if possible, encouraging deeper reasoning about the sarcastic/irony.
- Not a repeat of existing questions (if any were implicitly provided or are obvious).

```
</task>
```

```
<dialogue>
{dialogue}
</dialogue>
```

```
<response_format>
Provide only the generated question. Do not include any preamble, explanation, or XML tags in your response.
For example, if the dialogue implies someone is "thrilled" about bad news sarcastically, a good question might be: "What does Speaker A *really* think about the news?" or "How does Speaker B's tone when saying 'fantastic' suggest their true feelings?"
</response_format>
```

```
<question_output_placeholder>
[Your generated question here]
</question_output_placeholder>
```

C.4 Inference Generation (CoT)

****Instructions**:** For the following question and scene dialogue, write five distinct and non-overlapping inferences entailed by the scene. Generate the inferences by reasoning through the scene dialogue and the question in a step by step manner. Ensure the inferences are logical and relevant to the scene. The inferences should resemble short, factual statements about the scene and should help answer the question using component reasoning steps.

****Output Format****
Wrap the reasoning process in <think> </think> tags and the inferences with ```json ``` markdown tags. The inferences should be in JSON format with keys "1" through "5". Do not include any additional text, explanations, or formatting in the JSON.

****Example Output Format****

```
<think>
<reasoning step 1>
<reasoning step 2>
...
</think>
```json
{
```

```

 "1": "Inference one.",
 "2": "Inference two.",
 "3": "Inference three.",
 "4": "Inference four.",
 "5": "Inference five."
 }}`

Question: {question}

Scene: {scene_dialogue}

Inferences (5 total):

```

```

<format> Write your thoughts in <think> </
think> tags. Do not include any additional
text, explanations, or formatting in the
answer. </format>

<dialogue>
{scene_dialogue}
</dialogue>

<inference> {inference} </inference>

<think>

```

## C.5 Inference Generation (no CoT)

```

Instructions: For the following question
and scene dialogue, write five distinct and
non-overlapping inferences entailed by the
scene. The inferences should resemble short,
factual statements about the scene and should
help answer the question using component
reasoning steps.

Output Format:
Return the inferences in JSON format with
keys "1" through "5". Do not include any
additional text, explanations, or formatting.

Example Format:
```json
{{
  "1": "Inference one.",
  "2": "Inference two.",
  "3": "Inference three.",
  "4": "Inference four.",
  "5": "Inference five."
}}`

**Question**: {question}

**Scene**: {scene_dialogue}

**Inferences (5 total)**:

```

C.7 Opposing Explanation Generation

```

<role> You are an AI assistant specializing
in creating concise, evidence-based
explanations to prove inferences false. </
role>

<task> Create an explanation that proves that
the inference is false. Find and cite
specific evidence that directly contradicts
the inference. Focus on relevant details that
prove the inference is false. If there is no
evidence that contradicts the inference,
simply state that there is no evidence that
contradicts the inference. Do not repeat the
inference or dialogue in the explanation. </
task>

<tone> The explanation should be simple,
concise and declarative. It should be a
single sentence that opposes the inference.
</tone>

<format> Write your thoughts in <think> </
think> tags. Do not include any additional
text, explanations, or formatting in the
answer. </format>

<dialogue>
{scene_dialogue}
</dialogue>

<inference> {inference} </inference>

<think>

```

C.6 Supporting Explanation Generation

```

<role> You are an AI assistant specializing
in creating concise, evidence-based
explanations to support inferences. </role>

<task> Create an explanation that directly
supports the inference. Find and cite
specific evidence that directly supports the
inference. Focus on relevant details that
prove the inference is true. If there is no
evidence that supports the inference, simply
state that there is no evidence that supports
the inference. Do not repeat the inference
or dialogue in the explanation. </task>

<tone> The explanation should be simple,
concise and declarative. It should be a
single sentence that directly supports the
inference. </tone>

```

C.8 LLM-as-a-Judge for Explanations

Prompt adapted from [Sanders and Van Durme \(2025\)](#).

```

You are a reasoning system that analyzes the
likelihood of complex events given
information about hypothetical scenarios.

You are given a description of a fictional
scenario and a hypothesis about that scenario
that may or may not be true. Given the
situation, you will first score the
likelihood that this hypothesis is true, on a
scale from 0 to 10, using the following

```

rubric as guidance:

0 (virtually impossible): Essentially no way the hypothesis could possibly be true, given the evidence. Less likely than being struck by lightning.

1 (unlikely): The hypothesis is unlikely, but definitely not impossible.

2 (possible): The hypothesis could be true given the evidence, but there is better chance that it is false. Less likely than drawing a card of the suit of clubs from a standard card deck.

3 (reasonable chance): You would not be more than mildly surprised that the hypothesis is true. About one thirds chance.

4 (a bit less than even-odds): Slightly below fifty-fifty probability. You would not bet more than a small sum that the hypothesis is false.

5 (fifty-fifty): Given the information about the situation, there is approximately equal chance that the hypothesis is true vs. the hypothesis is false. As likely as a fair coin landing on heads.

6 (a bit more than even-odds): Slightly above fifty-fifty probability. You would not bet more than a small sum that the hypothesis is true.

7 (probable): Likely, but you would still not be overly surprised if the hypothesis turned out to be false.

8 (quite likely): About as likely as *not* rolling a ``2" with a six-sided die.

9 (extremely likely): Quite certain. You would bet a large amount of money on the hypothesis being true.

10 (practically certain): You cannot imagine a scenario in which the hypothesis is not true, given the situational evidence.

Label your initial prediction with (0), and label your updated predictions with the evidence number it corresponds to. Write your enumerated explanations and probability scores, and nothing else.

Here is a first example:

ORIGINAL DESCRIPTION: There were puddles in the street and dark clouds hung overhead. The Mississippi flag was visible on a nearby car.

HYPOTHESIS: A tornado rolled through a town in Mississippi.

EXPLANATION: It is more likely this was just a regular rainstorm than a tornado. While it might be in Mississippi, there's not enough evidence to claim a tornado occurred.

SCORE: 1

Here is a second example:

ORIGINAL DESCRIPTION: There is a large crowd of people gathered before a lit-up stage at

night.

HYPOTHESIS: The band Blur performed at Coachella 2024.

EXPLANATION: While a big nighttime show with a large crowd could describe many concerts or festivals, there is no direct evidence that this specific event is Coachella or that the band on stage is Blur.

SCORE: 2

That is the end of the examples. Now, it's time for you to assign probabilities to a new fictional scenario:

ORIGINAL DESCRIPTION: {explanation}

HYPOTHESIS: {inference}

EXPLANATION:

C.9 Inference Classification

****Instructions**:** For the following question and scene dialogue, classify the provided inference as either concerning reality, a belief, or an emotion. Reason through the inference, the question and the scene dialogue step by step, and determine the most appropriate classification. Provide a brief explanation for your reasoning.

****Output Format****

Wrap the reasoning process in <think> </think> tags and the classification in <answer> </answer> tags. The answer should be one of the three values: "concerning reality," "belief," or "emotion." Do not include any additional text, explanations, or formatting in the answer.

****Example Output Format****

```
<think>
<reasoning step 1>
<reasoning step 2>
...
</think>
<answer>
concerning reality
</answer>
```

****Question**:** {question}

****Scene**:** {scene_dialogue}

****Inference**:** {inference}

****Inference Classification and Reasoning**:**

D Licensing

The FriendsQA dataset is available under the Apache License, Version 2.0.³

³<https://github.com/emorynlp/FriendsQA/tree/master>