



PAPER2VIDEO: AUTOMATIC VIDEO GENERATION FROM SCIENTIFIC PAPERS

Zeyu Zhu*, Kevin Qinghong Lin*, Mike Zheng Shou✉

Show Lab, National University of Singapore

ABSTRACT

Academic presentation videos have become an essential medium for research communication, yet producing them remains highly labor-intensive, often requiring hours of slide design, recording, and editing for a short 2 to 10 minutes video. Unlike natural video, presentation video generation involves distinctive challenges: long-context inputs from research papers, dense multi-modal information (text, figures, tables), and the need to coordinate multiple aligned channels such as slides, subtitles, speech, and human talker. To address these challenges, we introduce **Paper2Video**, the first benchmark of 101 research papers paired with author-created presentation videos, slides, and speaker metadata. We further design four tailored evaluation metrics—Meta Similarity, PresentArena, *PresentQuiz*, and *IP Memory*—to measure how videos convey the paper’s information to the audience. Building on this foundation, we propose **PaperTalker**, the first multi-agent framework for academic presentation video generation. It integrates slide generation with effective layout refinement by a novel effective *Tree Search Visual Choice*, cursor grounding, subtitling, speech synthesis, and talking-head rendering, while parallelizing slide-wise generation for efficiency. Experiments on Paper2Video demonstrate that the presentation videos produced by our approach are more faithful and informative than existing baselines, establishing a practical step toward automated and ready-to-use academic video generation. Our dataset, agent, and code are available at <https://github.com/showlab/Paper2Video>

1 INTRODUCTION

Academic presentation videos are widely used in research communication, serving as a crucial and effective means to bridge researchers, as many conferences require them as an essential material for submission. However, the manual creation of such a video is highly labor-intensive, requiring slide design, subtitle writing, per-slide recording, and careful editing, which on average may take several hours to produce a 2 to 10 minute video for a scientific paper. Despite some prior works on slide and poster generation [29, 38, 22] and other AI4Research tasks [4, 3, 12, 25, 20], automatic academic presentation video generation is a superproblem of them, a practical yet more challenging direction.

Unlike natural video generation [2, 37, 31, 10], presentation video exhibits distinctive characteristics, including multi-sensory integration, multi-figure conditioning, and high text density, which highlight the limitations of current natural video generation models [19]. Specifically, academic presentation video generation faces several crucial challenges: *a*. It originates from long-context papers that contain dense text as well as multiple figures and tables; *b*. It requires the coordination of multiple aligned channels, including slide generation [38], subtitling, text-to-speech [6], cursor control, and talking head generation [32, 8]; *c*. It lacks well-defined evaluation metrics: what constitutes a good presentation video, particularly in terms of knowledge conveyance and audience accessibility. Even for the state-of-the-art end-to-end video-audio generation model Veo3 [10], notable limitations remain in video length, clarity of dense on-screen text, and multi-modal long-document condition. In this work, we try to solve these two core problems as shown in Figure 1.

To enable comprehensive evaluation of academic presentation video generation, we present the **Paper2Video Benchmark**, comprising 101 paired research papers and author-recorded presentation videos from recent conferences, together with original slides and speaker identity metadata. Based on this benchmark, we develop a suite of metrics to comprehensively evaluate generation quality from multiple dimensions: (i) Meta Similarity — We employ a VLM to evaluate the alignment of

* Equal contribution.

✉ Corresponding author.

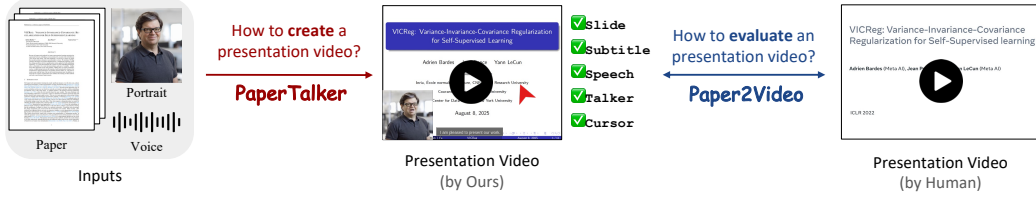


Figure 1: This work solves two core problems for academic presentations: **Left:** *how to create a presentation video from a paper?* PaperTalker – an agent integrates slide, subtitling, cursor grounding, speech synthesis, and talking-head video rendering. **Right:** *how to evaluate a presentation video?* Paper2Video – a benchmark with well-designed metrics to evaluate presentation quality.

generated slides and subtitles with human-designed counterparts. **(ii) PresentArena** — We use a VideoLLM as a proxy audience to perform double-order pairwise comparisons between generated and human-made videos. Notably, the primary purpose of a presentation is to *effectively convey the information contained in the paper*. To this end, we introduce **(iii) PresentQuiz**, which treats the VideoLLMs as the audience and requires them to answer paper-derived questions given the videos. Furthermore, another important purpose of presentation video is to *enhance the visibility and impact of the author’s work*. Motivated by real-conference interactions, we introduce **(iv) IP Memory**, which measures how well an audience can associate authors and works after watching presentation videos.

To effectively generate ready-to-use academic presentation videos, we propose **PaperTalker**, the first multi-agent framework that enables academic presentation video generation from research papers and speaker identity. It integrates subsequent key modules: **(i) Slide Generation**. Instead of adopting the commonly used format (*e.g.*, pptx, XML) from a template slide as in [38], we employ LaTeX code for slide generation from sketch, given its formal suitability for academic use and higher efficiency. Specifically, we employ a state-of-the-art Coder to generate code and introduce an effective **focused debugging** strategy, which iteratively narrows the scope and resolves compilation errors using feedback that indicates the relevant rows. To address the insensitivity of LLMs to fine-grained numerical adjustments, we propose a novel method called **Tree Search Visual Choice**. This approach systematically explores parameter variations to generate multiple branches, which are then concatenated into a single figure. A VLM is then tasked with selecting the optimal branch, thereby effectively improving element layouts such as figure and font size. **(ii) Subtitling and Cursor Grounding**. We generate subtitles and cursor prompts for each sentence based on the slides. Then we achieve cursor spatial-temporal alignment using **Computer-use grounding model** [17, 23] models and WhisperX [1] respectively. **(iii) Speech Synthesis and Talking-head Rendering**. We synthesize personalized speech via text-to-speech models [5] and produce talking-head videos [8, 32] for author presentations. Inspired by human recording practice and the independence between each slide, we **parallelize generation** across slides, achieving a speedup of more than $6\times$. We will open-source all our data and codebase to empower the research community.

To summarize, our contributions are as follows:

- We present Paper2Video, the first high-quality benchmark of 101 papers with author-recorded presentation videos, slides, and speaker metadata, together with evaluation metrics: Meta Similarity, PresentArena, PresentQuiz, and IP Memory.
- We propose PaperTalker, the first multi-agent framework for academic presentation video generation. It introduces three key modules: **(i)** tree search visual choice for fine-grained slide generation; **(ii)** a GUI-grounding model coupled with WhisperX for spatial-temporal aligned cursor grounding; and **(iii)** slide-wise parallel generation to improve efficiency.
- Results on Paper2Video confirm the effectiveness of PaperTalker, which outperforms human-made presentations by 10% in PresentQuiz accuracy and achieves comparable ratings in user studies, indicating that its quality approaches that of human-created content.

2 RELATED WORKS

2.1 VIDEO GENERATION

Recent advances in video diffusion models [2, 31, 14, 15] have substantially improved *natural* video generation in terms of length, quality, and controllability. However, these **end-to-end** diffusion models still struggle to produce long videos [10, 32] (*e.g.*, several minutes), handle multiple shots, and support conditioning on multiple images [19]. Moreover, most existing approaches generate only video without aligned audio, leaving a gap for real-world applications. To address these limitations, recent works leverage **multi-agent** collaboration to generate multi-shot, long video–audio pairs

Table 1: **Comparison of Paper2Video with existing benchmarks.** Top: existing natural video generation; Button: recent Agents for research works.

Benchmarks	Inputs	Outputs	Subtitle	Slides	Cursor	Speaker	
						Face	Voice
Natural Video Generation							
VBench [14]	Text	Short Vid.	✗	✗	✗	✗	✗
VBench++ [15]	Text&Image	Short Vid.	✗	✗	✗	✗	✗
Talkinghead [30]	Audio&Image	Short Vid.	✗	✗	✗	✓	✓
MovieBench [34]	Text&Audio&Image	Long Vid.	✓	✗	✗	✓	✓
Multimodal Agent for Research							
Paper2Poster [22]	Paper	Poster	✗	✗	✗	✗	✗
PPTAgent [38]	Doc.&Template	Slide	✗	✓	✗	✗	✗
PresentAgent [26]	Doc.&Template	Audio&Long Vid.	✓	✓	✗	✗	✗
Paper2Video (Ours)	Paper&Image&Audio	Audio&Long Vid.	✓	✓	✓	✓	✓

and enable multi-image conditioning. Specifically, for natural videos, MovieAgent [35] adopts a hierarchical CoT planning strategy and leverages LLMs to simulate the roles of a director, screenwriter, storyboard artist, and location manager, thereby enabling long-form movie generation. Alternatively, PresentAgent [26] targets presentation video generation but merely combines PPTAgent [38] with text-to-speech to produce narrated slides. However, it lacks personalization (*e.g.*, mechanical speech and absence of a presenter) and fails to generate academic-style slides (*e.g.*, missing opening and outline slides), thereby limiting its applicability in academic contexts. Our work addresses these limitations and enables ready-to-use academic presentation video generation.

2.2 AI FOR RESEARCH

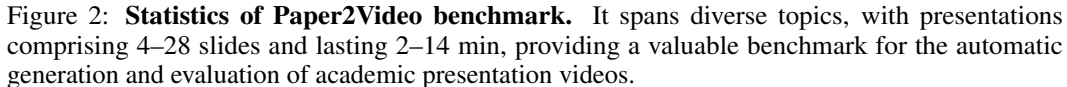
Many useful tasks have been explored under the umbrella of AI for Research (AI4Research) [4], which aims to support the full scholarly workflow spanning text [9], static visuals [22], and dynamic video [26]. With the breakthrough of LLMs in text generation and the Internet search ability, extensive efforts have been devoted to academic writing [3] and literature surveying [16, 11, 18, 12], substantially improving research efficiency. Besides, some works [28, 36] benchmark AI agents’ end-to-end ability to replicate top-performing ML papers, while others leverage agents to enable idea proposal [27] and data-driven scientific inspiration [7, 21]. To further enhance productivity, a growing number of work focuses on the automatic visual design of figures [33], slides [38], posters [22], and charts [13]. More recently, Paper2Agent [20] has reimagined research papers as interactive and reliable AI agents, designed to assist readers in understanding scientific works. However, very few studies have investigated video generation for scientific purposes, leaving this area relatively underexplored. Our work belongs to one of the pioneering efforts in this direction, initiating a systematic study on academic presentation video generation.

3 PAPER2VIDEO BENCHMARK

3.1 TASK DEFINITION

Given a research paper and the author’s identity information, our goal is to automatically synthesize an academic presentation video that faithfully conveys the paper’s core contributions in an audience-friendly manner. We identify that a perfect presentation video is usually required to integrate four coordinated components: *(i) slides* contain well-organized, visually oriented, expressive figures and tables with concise text description; *(ii) synchronized subtitles and speech* are semantically aligned with the slides, including supplementary details; *(iii) presenter* should exhibit natural yet professional facial expressions, ideally accompanied by appropriate gestures; and *(iv) a cursor indicator* serves as an attentional anchor, helping the audience focus and follow the narration.

This task poses several distinctive challenges: **a. Multi-modal Long-Context Understanding.** Research papers span many pages with dense text, equations, figures, and tables. **b. Multi-turn Agent Tasks.** It is challenging to solve this task with a single end-to-end model, as it requires multi-channel generation and alignment (*e.g.*, slides, cursors, and presenter). **c. Personalized Presenter Synthesis.** Achieving high-quality, identity-preserving, and lip-synchronous talking-head video remains time-consuming, and even more challenging when jointly modeling voice, face, and gesture. **d. Spatial-Temporal-Grounding.** Producing cursor trajectories synchronized with narration and slide content demands precise alignment between linguistic units and visual anchors.



Data Source. We use AI conference papers as the data source for two reasons: (i) they offer high-quality, diverse content across subfields with rich text, figures, and tables; and (ii) the field’s rapid growth and open-sharing culture provide plentiful, polished author-recorded presentations and slides on YouTube and SlidesLive. However, complete metadata are often unavailable (*e.g.*, presentation videos, slides, presenter images, and voice samples). We thus manually select papers with relatively complete metadata and supplement missing fields by sourcing presenter images from authors’ websites. Overall, we curate 101 peer-reviewed conference papers from the past three years: 41 from machine learning (*e.g.*, NeurIPS, ICLR, ICML), 40 from computer vision (*e.g.*, CVPR, ICCV, ECCV), and 20 from natural language processing (*e.g.*, ACL, EMNLP, NAACL). Each instance includes the paper’s full L^AT_EX project and a matched, author-recorded presentation video comprising the slide and talking-head streams with speaker identity (*e.g.*, portrait and voice sample). For 40% of the data, we additionally collect the original slide files (PDF), enabling direct, reference-based evaluation of slide generation.

3.3 EVALUATION METRICS

From this perspective, we argue that a high-quality academic presentation video should be judged along two complementary dimensions (see Figure 3): **For the audience:** the video is expected to faithfully convey the paper’s core ideas(*i.e.*, motivation and contributions), while remaining accessible to audiences. **For the author:** the video should foreground the authors’ intellectual contribution and identity, and enhance the work’s visibility and impact. To systematically capture these goals, we introduce tailored evaluation metrics specifically designed for academic presentation videos.

4

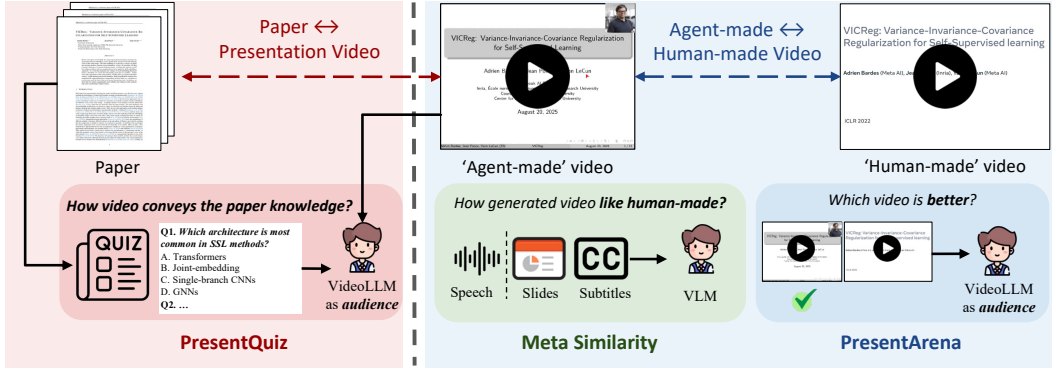


Figure 3: **Overview of evaluation metrics.** We propose three metrics that systematically evaluate academic presentation video generation from the perspective of the relationship between the generated video and (i) the original paper and (ii) the human-made video.

PresentArena – *Which video is better?* Similar to the human audience watching the presentation, we employ the VideoLLMs as the proxy audience to conduct pairwise comparisons of presentation videos, where the winning rate serves as the metric. For each pair, the model is queried twice in opposite orders: (A, B) and (B, A) . This procedure reduces hallucinations and position bias. The two judgments are then aggregated by averaging to obtain a more stable preference estimation.

PresentQuiz – *How videos convey the paper knowledge?* Following prior work [22], we evaluate information coverage using a multiple-choice quiz on the presentation video. We first generate a set of questions with four options and the corresponding correct answers from the source paper. Then we ask the VideoLLMs to watch the presentation and answer each question. Overall accuracy serves as the metric, with higher accuracy indicating better information coverage.

IP Memory – *How videos affect the author’s visibility and work impact?* Another key purpose of academic presentation videos is to enhance the visibility and impact of the author’s work. Yet, this metric is unclear and difficult to simulate and thus remains an open problem. In real-conference settings, audiences who recall a scholar after attending their presentation are more inclined to pose relevant questions in later interactions. Motivated by this phenomenon, we propose a metric to assess how effectively a presentation video enables the audience to recall the work. Additional implementation details are provided in Appendix B.1.

Furthermore, to ablate the contribution of each component, we evaluate both the quality and the gains provided by individual components (*e.g.*, slides, cursor, and presenter). Notably, to further assess presentation videos from the user perspective, we conduct human studies to evaluate the results.

4 PAPERTALKER AGENT

Overview. To address these challenges and liberate researchers from the burdensome task of manual video preparation, we introduce PaperTalker, a multi-agent framework designed to automatically generate presentation videos directly from academic papers. As illustrated in Figure 4, to decouple the different roles, making the method scalable and flexible, the pipeline comprises four builders: (i) Slide builder. Given the paper, we first synthesize slides with \LaTeX code and refine them with compilation feedback to correct grammar and optimize layout; (ii) Subtitle builder. The slides are then processed by a VLM to generate subtitles and sentence-level visual-focus prompts; (iii) Cursor builder. These prompts are then grounded into on-screen cursor coordinates and synchronized with the narration. (iv) Talker builder. Given the voice sample and the portrait of the speaker, text-to-speech and talking-head modules generate a realistic, personalized talker video. For clarity, we denote the paper document, author portrait, and voice sample as \mathcal{D} , \mathcal{I} , and \mathcal{A} , respectively.

4.1 SLIDE BUILDER

A prerequisite for producing a presentation video is the creation of the slides. Despite there being some existing works [38], we target the generation of academic slides with fine-grained layouts and formal structure from scratch. Rather than selecting a template and iteratively editing it with VLMs, we generate slides directly from a paper’s \LaTeX project by prompting the model to write Beamer code. We adopt Beamer for three reasons: (i) \LaTeX ’s declarative typesetting automatically arranges text block and figures from their parameters without explicitly planing the positions; (ii) Beamer is compact and expressive, representing the same content in fewer lines than XML-based formats; and

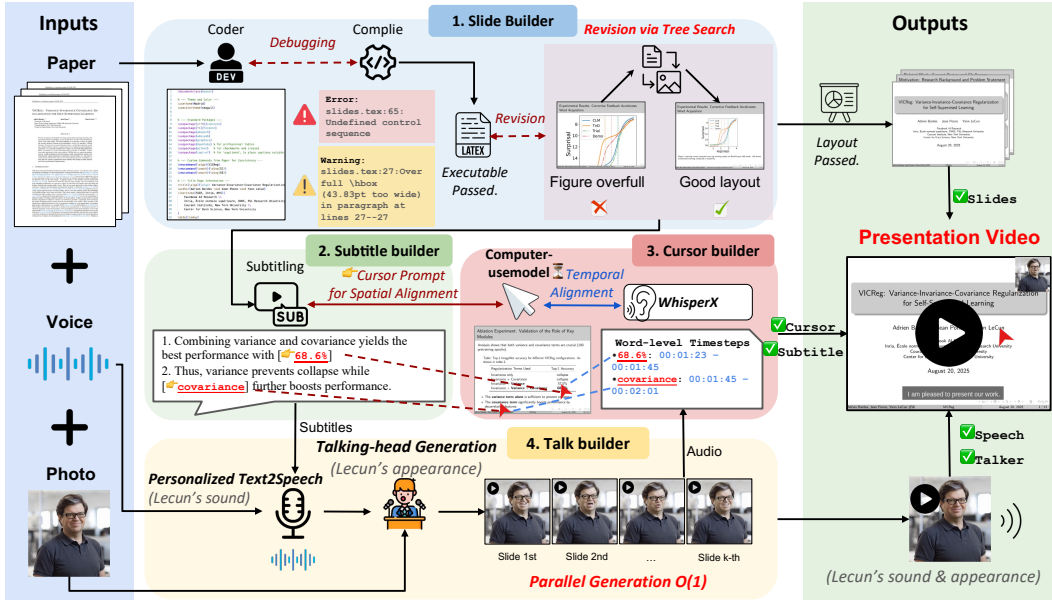


Figure 4: **Overview of PaperTalker.** Our pipeline comprises three key modules: (i) tree search visual choice for fine-grained slide layout optimization; (ii) a GUI-grounded model paired with WhisperX for spatiotemporally aligned cursor grounding; and (iii) slide-wise parallel generation for efficiency.

(iii) Beamer provides well-designed, formally configured styles (e.g., page numbers, section headers, hyperlinks) that are well suited to academic slide design.

Given the paper \mathcal{D} as input, the LLM first produces a draft slide code. We compile this code to collect diagnostics (*i.e.*, errors and warnings). Then, we use the error information to elicit a repaired correct code. This procedure ensures that the generated Beamer code is grammatically correct and effectively leverages and faithfully covers its content.

Although \LaTeX can automatically arrange the location of the contents in the slides, the generated slides could sometimes still suffer from inappropriate layouts (e.g., overflow) due to the unsuitable parameters for figure or text font size. However, as the compilation warning signals potential layout issues, we are able to first use them to identify the slides that require refinement.

Tree Search Visual Choice. After localizing the slides that require refinement, the key challenge is how to adjust their layouts effectively. As LLMs/VLMs fail to perceive real-time visual feedback like human designers, we observe that prompting the them to directly tune numeric layout parameters (e.g., font sizes, margins, figure scales) is ineffective: the models are largely **insensitive** to small numeric changes, yielding unstable and inefficient refinement, consistent with limitations of the parameter-editing strategy in PPTAgent [38]. To address this limitation, we introduce a *visual-selection* module for overflowed slides. The module first constructs the neighborhoods of layout variants for the current slide by rule-based adjusting the figure and text parameters, renders each variant to an image, and then uses the VLMs as a judge to score the candidates and select the one with the best layout. Specifically, for text-only slides, we sweep the font size; for slides with figures, we first vary the figure scaling factors (e.g., 1.25, 0.75, 0.5, 0.25) and then reduce the font size, details shown in Figure 5. These edits are straightforward in \LaTeX Beamer, whose structured syntax automatically reflows content as parameter changes. This module **decouples discrete layout search from semantic reasoning** and reliably resolves overflow cases with minimal time and tokens.

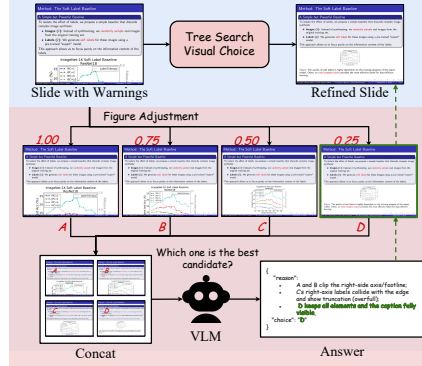


Figure 5: **Tree Search Visual Choice.** It combines a rule-based proposal mechanism with VLM-based scoring to select the optimal candidate.

After fixing the errors and adjusting the parameters, we compile the slide code to obtain the finalized slides $\mathcal{S}_i, i = 1, \dots, n$ with fine-grained layouts, where n indicates the number of slides.

4.2 SUBTITLE BUILDER

As the speech should follow the slides, given the generated slide \mathcal{S}_i , we rasterize them into images and pass them to a VLM, which produces sentence-level subtitles T_i^j and its corresponding visual-focus prompt P_i^j . The visual-focus prompt serves as an intermediate representation linking speech to the cursor, enabling precise temporal and spatial alignment of the cursor with the narration in order to improve audience guidance, which will be discussed in Section 4.4.

4.3 TALKER BUILDER

The presenter video is vital for audience engagement and conveying the researcher’s scholarly identity (e.g., face and voice). Given the subtitles \mathcal{T}_i , the author’s portrait \mathcal{I} , and a short voice sample \mathcal{A} , our objective is to synthesize a presenter video that delivers the slide content in the author’s voice, with faithful identity preservation and lip-audio synchronization.

Subtitle-to-Speech. Given subtitles and voice sample, we use F5-TTS [6] to generate speech audio per slide, $\tilde{\mathcal{A}}_i = \text{TTS}(\{T_i^j\}_{j=1}^{m_i}|\mathcal{A}), i = 1, \dots, n$, where m_i is the number of the sentences in \mathcal{T}_i .

Parallel Talkinghead Generation. To balance fidelity and efficiency, we use Hallo2 [8] for head-only synthesis and employ FantasyTalking [32] to support talking generation with upper-body articulation. A persistent challenge is the long generation time: generating only a few minutes of talking-head video typically takes several hours, and some models(e.g., FantasyTalking) do not yet natively support long-video generation. Inspired by the common practice of slide-by-slide recording and the independence between each slide, we synthesize the presenter video on a per-slide basis. Specifically, for each slide \mathcal{S}_i , given the audio condition $\tilde{\mathcal{A}}_i$ and portrait \mathcal{I} , we generate an independent clip \mathcal{V}_i and execute these jobs in parallel, markedly reducing generation time: $\mathcal{V}_i = \mathcal{G}(\tilde{\mathcal{A}}_i, \mathcal{I}), i = 1, \dots, n$, where \mathcal{G} represents the talking-head generation model. This design is justified because slide transitions are hard scene changes, and the temporal continuity of the presenter across adjacent slides is unnecessary.

4.4 CURSOR BUILDER

Spatial-Temporal Grounding. In practice, presenters leverage the cursor as an attentional guide: a well-aligned cursor trajectory minimizes extraneous cognitive load, helps the audience track the presentation, and keeps focus on the key content. However, automatic cursor-trajectory grounding is nontrivial, requiring simultaneous alignment to the timing of speech and the visual semantics of the slides. To simplify the task, we assume that the cursor will stay still within a sentence and only move between the sentences. Thus, we estimate a per-sentence cursor location and time span. For spatial alignment, motivated by strong computer-use models [17, 23] which simulate user interaction with the screenshot, we propose to ground the cursor location (x, y) for each sentence with the visual focus prompt \mathcal{P}_i^j by UI-TARS [23]. To achieve precise temporal alignment, we then use WhisperX [1] to extract word-level timestamps and align them with the corresponding sentence in the subtitles to derive the start and end times (t_s, t_e) of each cursor segment.

5 EXPERIMENTS

5.1 BASELINE AND SETTINGS

We evaluate three categories of baselines: **(i)** End-to-end Methods [31, 10], where natural video generation models produce the presentation video directly from a prompt generated by paper; **(ii)** Multi-Agent Frameworks [26, 38], which combine slide generation with text-to-speech generation and compose them into a presentation video; and **(iii)** PaperTalker, our method and its variants. For the VLM and VideoLLM, we choose *GPT-4.1* and *Gemini-2.5-Flash*, respectively, for a favorable efficiency and performance trade-off. We perform inference using eight NVIDIA RTX A6000 GPUs.

5.2 MAIN RESULTS

Meta Similarity. We evaluate the alignment of the generated slides, subtitles, and speech with corresponding human-authored ones. For speech, we randomly sample a 10-second audio segment from the video generated by each method and compute the cosine similarity between its embeddings [24] and those of the author’s speech. As shown in Table 2, PaperTalker attains the highest scores in both speech and content similarity, demonstrating that its outputs **align most closely with human creation** among all baselines. We attribute this performance to personalized TTS and our slide-generation design: **(i)** adopting *Beamer*, which provides formal, academically styled templates while \LaTeX automatically arranges content within each slide; and **(ii)** a tree search visual choice layout refinement that further enforces fine-grained slide layouts as commonly observed in human-authored slides.

Table 2: **Detailed evaluation result of Paper2Video across three baselines.** PaperTalk* represents a simple version without presenter and cursor. **Bold** and Underline indicates the best and the second.

Method	Similarity \uparrow		Arena \uparrow	PresentQuiz Acc. \uparrow		IP Memory \uparrow	Avg. Duration(s)
	Speech	Content		Detail	Under.		
HumanMade	1.00	5.00	50.0%	0.738	0.908	-	375.15
Wan2.2 [31]	NA	NA	1.1%	0.251	0.551	11.5%	4.00
Veo3 [10]	0.133	NA	1.2%	0.367	0.585	31.3%	8.00
PresentAgent _{QWEN} [26]	-	0.24	-	-	-	-	-
PresentAgent _{GPT4.1} [26]	0.045	1.47	2.0%	0.548	0.654	12.5%	430.20
PaperTalk _{QWEN}	-	1.66	-	-	-	-	-
PaperTalk _{GPT4.1} *	<u>0.646</u>	<u>1.97</u>	15.2%	<u>0.835</u>	<u>0.949</u>	37.5%	234.36
PaperTalk _{GPT4.1}	<u>0.646</u>	<u>1.97</u>	<u>17.0%</u>	0.842	0.951	50.0%	234.36

PresentArena. We compare the presentation videos generated by each method against the human-made videos. As an automatic evaluator, we prompt the VideoLLMs as a judge to determine which presentation is better with respect to clarity, delivery, and engagement. As shown in Table 2, PaperTalker attains the highest pairwise winning rate among all baselines, indicating that our method produces presentation videos with **superior overall perceived quality**. Notably, PaperTalker outperforms its variants without the talker and cursor by 1.8%, highlighting the gains introduced by these components and implying that the VideoLLM **favors presentation videos with a talker presenting**.

PresentQuiz. To assess information coverage, we conduct a VideoQA evaluation. Following prior work on posters [22], we construct QA sets by prompting an LLM to generate questions targeting (i) fine-grained details and (ii) higher-level understanding of the paper. The videos and QA sets are then fed into a VideoLLM to conduct the quiz. As shown in Table 2, PaperTalker achieves superior performance across both aspects, outperforming HumanMade and PresentAgent despite shorter video length. This indicates that PaperTalker produces videos that are **more informative within shorter durations**. Furthermore, the absence of the talker or cursor results in performance degradation, as the cursor trajectory potentially **guides the attention and supports accurate grounding of the key contents** for the VideoLLMs during inference, referring to Table 4 for more details.

IP Memory. We evaluate the degree to which the generated presentation videos facilitate audience retention of the work, thereby assessing their memorability and lasting impact. PaperTalker achieves the highest recall accuracy. This improvement mainly stems from the inclusion of an engaging talker with the author’s figure and voice, which **significantly helps the audience retain the video content**.

Human Evaluation. To further assess the quality of the generated presentations from the user perspective, we conducted a human evaluation in which ten participants were provided with each paper along with its corresponding presentation videos generated by different methods. Participants were asked to rank the videos according to their preferences (1(worse) – 5(best)). As shown in Figure 6, human-made videos achieve the highest score, with PaperTalker ranking second and outperforming all other baselines. This demonstrates that presentation videos generated by PaperTalker **gain consistently favor from human users** over other baselines and **comparable to human-made**.

5.3 QUALITATIVE ANALYSIS

As shown in Figure 7, PaperTalker produces presentation videos that **most closely align with the human-made ones**. While Veo3 [10] renders a high-quality speaker in front of the screen, it is constrained by short duration (*e.g.*, 8s) and blurred text. Besides, PresentAgent[26] typically suffers from the absence of the presenter and slide-design errors (*e.g.*, overflow, incorrect title, incomplete author lists, and institutions).

5.4 KEY ABLATIONS

What benefits are brought by Cursor Highlight? Motivated by the observation that a cursor typically helps audiences locate the relevant region, we hypothesize that a visible cursor, by providing an explicit spatial cue, facilitates content grounding for VLMs. To evaluate this, we design a localization QA task: for each subtitle sentence and its corresponding slide,

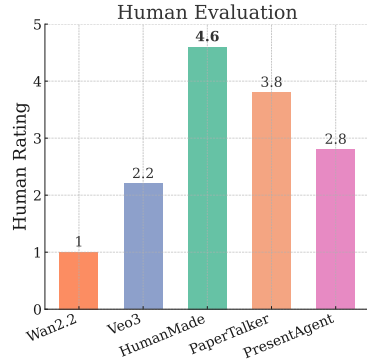


Figure 6: **Human evaluation.** We randomly sample the generated results from ten papers for evaluation.

Table 4: **Ablation study on cursor.**

Method	Accuracy \uparrow
PaperTalker (w/o Cursor)	0.084
PaperTalker	0.633

to evaluate this, we design a localization QA task: for each subtitle sentence and its corresponding slide,



Figure 7: **Visualization of generated results.** PaperTalker produces presentation videos with rich, fine-grained slide content, accurate cursor grounding, and an engaging talker; in contrast, Veo3 [10] yields blurred text and incomplete information coverage, while PresentAgent [26] produces text-heavy slides and suffers from overfull layout issues and inaccurate information (e.g., title and institutions).

a VLM generates a four-option multiple-choice question about the sentence’s corresponding position on the slide. The VLMs are then prompted to answer using slide screenshots, with or without the cursor, and accuracy is measured as the metric. As shown in Table 4, the accuracy is much higher with the cursor highlight, corroborating its **importance for the audience’s visual grounding accessibility** of presentation videos.

How does tree search visual choice improve slide quality? To assess the contribution of the tree-search visual choice module, we conduct an ablation experiment, as shown in Table 5. In line with prior work on slide generation [38], we assess the generated slides using a VLM on a 1–5 scale across content, design, and coherence.

The results show a pronounced decline in design quality when layout refinement is removed, highlighting **the tree-search visual choice module as a key component for slide creation** (i.e., resolving overfull issues), referring to Figures 8 for visualization.

6 CONCLUSIONS

This work tackles the long-standing bottleneck of presentation video generation by agent automation. With Paper2Video, we provide the first comprehensive benchmark and well-designed metrics to rigorously evaluate presentation videos in terms of quality, knowledge coverage, and academic memorability. Our proposed PaperTalker framework demonstrates that automated generation of ready-to-use academic presentation videos is both feasible and effective, producing outputs that closely approximate author-recorded presentations while significantly reducing production time by 6 times. We hope our work advances AI for Research and supports scalable scholarly communication.

Table 5: **Evaluation result on slide quality.**

Method	Content (↑)	Design (↑)	Coherence (↑)
HumanMade	4.43	2.85	2.73
PPTAgent _{Qwen7B} [38]	3.43	1.57	1.29
PaperTalker _{Qwen7B}	4.00	2.53	<u>3.11</u>
PPTAgent _{GPT4.1} [38]	4.07	2.02	2.06
PaperTalker _{GPT4.1} (w/o Tree Search)	4.33	2.73	3.84
PaperTalker _{GPT4.1}	<u>4.34</u>	2.85	3.84

REFERENCES

- [1] Max Bain, Jaesung Huh, Tengda Han, and Andrew Zisserman. Whisperx: Time-accurate speech transcription of long-form audio. *arXiv preprint arXiv:2303.00747*, 2023.
- [2] Andreas Blattmann, Tim Dockhorn, Sumith Kulal, Daniel Mendelevitch, Maciej Kilian, Dominik Lorenz, Yam Levi, Zion English, Vikram Voleti, Adam Letts, et al. Stable video diffusion: Scaling latent video diffusion models to large datasets. *arXiv preprint arXiv:2311.15127*, 2023.
- [3] Eric Chamoun, Michael Schlichtkrull, and Andreas Vlachos. Automated focused feedback generation for scientific writing assistance. In Lun-Wei Ku, Andre Martins, and Vivek Srikumar, editors, *Findings of the Association for Computational Linguistics: ACL 2024*, pages 9742–9763, Bangkok, Thailand, August 2024. Association for Computational Linguistics. doi: 10.18653/v1/2024.findings-acl.580. URL <https://aclanthology.org/2024.findings-acl.580/>.
- [4] Qiguang Chen, Mingda Yang, Libo Qin, Jinhao Liu, Zheng Yan, Jiannan Guan, Dengyun Peng, Yiyang Ji, Hanjing Li, Mengkang Hu, et al. Ai4research: A survey of artificial intelligence for scientific research. *arXiv preprint arXiv:2507.01903*, 2025.
- [5] Yushen Chen, Zhikang Niu, Ziyang Ma, Keqi Deng, Chunhui Wang, Jian Zhao, Kai Yu, and Xie Chen. F5-tts: A fairytaler that fakes fluent and faithful speech with flow matching. *arXiv preprint arXiv:2410.06885*, 2024.
- [6] Yushen Chen, Zhikang Niu, Ziyang Ma, Keqi Deng, Chunhui Wang, Jian Zhao, Kai Yu, and Xie Chen. F5-tts: A fairytaler that fakes fluent and faithful speech with flow matching. *arXiv preprint arXiv:2410.06885*, 2024.
- [7] Ziru Chen, Shijie Chen, Yuting Ning, Qianheng Zhang, Boshi Wang, Botao Yu, Yifei Li, Zeyi Liao, Chen Wei, Zitong Lu, et al. Scienceagentbench: Toward rigorous assessment of language agents for data-driven scientific discovery. *arXiv preprint arXiv:2410.05080*, 2024.
- [8] Jiahao Cui, Hui Li, Yao Yao, Hao Zhu, Hanlin Shang, Kaihui Cheng, Hang Zhou, Siyu Zhu, and Jingdong Wang. Hallo2: Long-duration and high-resolution audio-driven portrait image animation. *arXiv preprint arXiv:2410.07718*, 2024.
- [9] Pradeep Dasigi, Kyle Lo, Iz Beltagy, Arman Cohan, Noah A. Smith, and Matt Gardner. A dataset of information-seeking questions and answers anchored in research papers. In Kristina Toutanova, Anna Rumshisky, Luke Zettlemoyer, Dilek Hakkani-Tur, Iz Beltagy, Steven Bethard, Ryan Cotterell, Tanmoy Chakraborty, and Yichao Zhou, editors, *Proceedings of the 2021 Conference of the North American Chapter of the Association for Computational Linguistics: Human Language Technologies*, pages 4599–4610, Online, June 2021. Association for Computational Linguistics. doi: 10.18653/v1/2021.naacl-main.365. URL <https://aclanthology.org/2021.naacl-main.365/>.
- [10] DeepMind. Veo 3 technical report. Technical report, DeepMind, May 2025. URL <https://storage.googleapis.com/deepmind-media/veo/Veo-3-Tech-Report.pdf>. Technical Report.
- [11] Jay DeYoung, Iz Beltagy, Madeleine van Zuylen, Bailey Kuehl, and Lucy Lu Wang. Ms2: Multi-document summarization of medical studies. *arXiv preprint arXiv:2104.06486*, 2021.
- [12] Tomas Goldsack, Zhihao Zhang, Chenghua Lin, and Carolina Scarton. Making science simple: Corpora for the lay summarisation of scientific literature. *arXiv preprint arXiv:2210.09932*, 2022.
- [13] Linmei Hu, Duokang Wang, Yiming Pan, Jifan Yu, Yingxia Shao, Chong Feng, and Liqiang Nie. Novachart: A large-scale dataset towards chart understanding and generation of multimodal large language models. In *Proceedings of the 32nd ACM International Conference on Multimedia*, pages 3917–3925, 2024.

- [14] Ziqi Huang, Yinan He, Jiashuo Yu, Fan Zhang, Chenyang Si, Yuming Jiang, Yuanhan Zhang, Tianxing Wu, Qingyang Jin, Nattapol Chanpaisit, et al. Vbench: Comprehensive benchmark suite for video generative models. In *Proceedings of the IEEE/CVF Conference on Computer Vision and Pattern Recognition*, pages 21807–21818, 2024.
- [15] Ziqi Huang, Fan Zhang, Xiaojie Xu, Yinan He, Jiashuo Yu, Ziyue Dong, Qianli Ma, Nattapol Chanpaisit, Chenyang Si, Yuming Jiang, et al. Vbench++: Comprehensive and versatile benchmark suite for video generative models. *arXiv preprint arXiv:2411.13503*, 2024.
- [16] Uri Katz, Mosh Levy, and Yoav Goldberg. Knowledge navigator: Llm-guided browsing framework for exploratory search in scientific literature. *arXiv preprint arXiv:2408.15836*, 2024.
- [17] Kevin Qinghong Lin, Linjie Li, Difei Gao, Zhengyuan Yang, Shiwei Wu, Zechen Bai, Stan Weixian Lei, Lijuan Wang, and Mike Zheng Shou. Showui: One vision-language-action model for gui visual agent. In *Proceedings of the Computer Vision and Pattern Recognition Conference*, pages 19498–19508, 2025.
- [18] Yao Lu, Yue Dong, and Laurent Charlin. Multi-XScience: A large-scale dataset for extreme multi-document summarization of scientific articles. In Bonnie Webber, Trevor Cohn, Yulan He, and Yang Liu, editors, *Proceedings of the 2020 Conference on Empirical Methods in Natural Language Processing (EMNLP)*, pages 8068–8074, Online, November 2020. Association for Computational Linguistics. doi: 10.18653/v1/2020.emnlp-main.648. URL <https://aclanthology.org/2020.emnlp-main.648/>.
- [19] Yue Ma, Kunyu Feng, Zhongyuan Hu, Xinyu Wang, Yucheng Wang, Mingzhe Zheng, Xuanhua He, Chenyang Zhu, Hongyu Liu, Yingqing He, et al. Controllable video generation: A survey. *arXiv preprint arXiv:2507.16869*, 2025.
- [20] Jiacheng Miao, Joe R Davis, Jonathan K Pritchard, and James Zou. Paper2agent: Reimagining research papers as interactive and reliable ai agents. *arXiv preprint arXiv:2509.06917*, 2025.
- [21] Ludovico Mitchener, Jon M Laurent, Benjamin Tenmann, Siddharth Narayanan, Geemi P Wellawatte, Andrew White, Lorenzo Sani, and Samuel G Rodriques. Bixbench: a comprehensive benchmark for llm-based agents in computational biology. *arXiv preprint arXiv:2503.00096*, 2025.
- [22] Wei Pang, Kevin Qinghong Lin, Xiangru Jian, Xi He, and Philip Torr. Paper2poster: Towards multimodal poster automation from scientific papers. *arXiv preprint arXiv:2505.21497*, 2025.
- [23] Yujia Qin, Yining Ye, Junjie Fang, Haoming Wang, Shihao Liang, Shizuo Tian, Junda Zhang, Jiahao Li, Yunxin Li, Shijue Huang, et al. Ui-tars: Pioneering automated gui interaction with native agents. *arXiv preprint arXiv:2501.12326*, 2025.
- [24] Mirco Ravanelli, Titouan Parcollet, Adel Moumen, Sylvain de Langen, Cem Subakan, Peter Plantinga, Yingzhi Wang, Pooneh Mousavi, Luca Della Libera, Artem Ploujnikov, Francesco Paissan, Davide Borra, Salah Zaiem, Zeyu Zhao, Shucong Zhang, Georgios Karakasidis, Sung-Lin Yeh, Pierre Champion, Aku Rouhe, Rudolf Braun, Florian Mai, Juan Zuluaga-Gomez, Seyed Mahed Mousavi, Andreas Nautsch, Ha Nguyen, Xuechen Liu, Sangeet Sagar, Jarod Duret, Salima Mdhaffar, Gaëlle Laperrière, Mickael Rouvier, Renato De Mori, and Yannick Estève. Open-source conversational ai with speechbrain 1.0. *Journal of Machine Learning Research*, 25(333), 2024. URL <http://jmlr.org/papers/v25/24-0991.html>.
- [25] Minju Seo, Jinheon Baek, Seongyun Lee, and Sung Ju Hwang. Paper2code: Automating code generation from scientific papers in machine learning. *arXiv preprint arXiv:2504.17192*, 2025.
- [26] Jingwei Shi, Zeyu Zhang, Biao Wu, Yanjie Liang, Meng Fang, Ling Chen, and Yang Zhao. Presentagent: Multimodal agent for presentation video generation. *arXiv preprint arXiv:2507.04036*, 2025.
- [27] Parshin Shojaee, Ngoc-Hieu Nguyen, Kazem Meidani, Amir Barati Farimani, Khoa D Doan, and Chandan K Reddy. Llm-srbench: A new benchmark for scientific equation discovery with large language models. *arXiv preprint arXiv:2504.10415*, 2025.

- [28] Giulio Starace, Oliver Jaffe, Dane Sherburn, James Aung, Jun Shern Chan, Leon Maksin, Rachel Dias, Evan Mays, Benjamin Kinsella, Wyatt Thompson, et al. Paperbench: Evaluating ai’s ability to replicate ai research. *arXiv preprint arXiv:2504.01848*, 2025.
- [29] Edward Sun, Yufang Hou, Dakuo Wang, Yunfeng Zhang, and Nancy XR Wang. D2s: Document-to-slide generation via query-based text summarization. *arXiv preprint arXiv:2105.03664*, 2021.
- [30] Shuai Tan, Bin Ji, and Ye Pan. Flowvqtalker: High-quality emotional talking face generation through normalizing flow and quantization. In *Proceedings of the IEEE/CVF Conference on Computer Vision and Pattern Recognition*, pages 26317–26327, 2024.
- [31] Team Wan, Ang Wang, Baole Ai, Bin Wen, Chaojie Mao, Chen-Wei Xie, Di Chen, Feiwu Yu, Haiming Zhao, Jianxiao Yang, et al. Wan: Open and advanced large-scale video generative models. *arXiv preprint arXiv:2503.20314*, 2025.
- [32] Mengchao Wang, Qiang Wang, Fan Jiang, Yaqi Fan, Yunpeng Zhang, Yonggang Qi, Kun Zhao, and Mu Xu. Fantasytalking: Realistic talking portrait generation via coherent motion synthesis. *arXiv preprint arXiv:2504.04842*, 2025.
- [33] Ronghuan Wu, Wanchao Su, Kede Ma, and Jing Liao. Iconshop: Text-guided vector icon synthesis with autoregressive transformers. *ACM Trans. Graph.*, 42(6), December 2023. ISSN 0730-0301. doi: 10.1145/3618364. URL <https://doi.org/10.1145/3618364>.
- [34] Weijia Wu, Mingyu Liu, Zeyu Zhu, Xi Xia, Haoen Feng, Wen Wang, Kevin Qinghong Lin, Chunhua Shen, and Mike Zheng Shou. Moviebench: A hierarchical movie level dataset for long video generation. In *Proceedings of the Computer Vision and Pattern Recognition Conference*, pages 28984–28994, 2025.
- [35] Weijia Wu, Zeyu Zhu, and Mike Zheng Shou. Automated movie generation via multi-agent cot planning. *arXiv preprint arXiv:2503.07314*, 2025.
- [36] Yanzheng Xiang, Hanqi Yan, Shuyin Ouyang, Lin Gui, and Yulan He. Scireplicate-bench: Benchmarking llms in agent-driven algorithmic reproduction from research papers. *arXiv preprint arXiv:2504.00255*, 2025.
- [37] David Junhao Zhang, Jay Zhangjie Wu, Jia-Wei Liu, Rui Zhao, Lingmin Ran, Yuchao Gu, Difei Gao, and Mike Zheng Shou. Show-1: Marrying pixel and latent diffusion models for text-to-video generation. *International Journal of Computer Vision*, 133(4):1879–1893, 2025.
- [38] Hao Zheng, Xinyan Guan, Hao Kong, Jia Zheng, Weixiang Zhou, Hongyu Lin, Yaojie Lu, Ben He, Xianpei Han, and Le Sun. Pptagent: Generating and evaluating presentations beyond text-to-slides. *arXiv preprint arXiv:2501.03936*, 2025.

Appendix

Contents

A Checklist	14
A.1 The Use of Large Language Models	14
A.2 Ethics Statement	14
A.3 Reproducibility statement	14
B Evaluation Metrics	14
B.1 IP Memory	14
C Experiment.	14
C.1 Video Results	14
C.2 Results of Tree Search Visual Choice	14
D Prompts	15

A Checklist

A.1 The Use of Large Language Models

In our work, LLMs are used for following aspects:

- Using an LLM to help with paper writing. We use GPT5 to help optimize language, correct grammar and write \LaTeX table code.
- Using an LLM as a research assistant. We use GPT5 to help search related works.
- Using an LLM in our methods and experiment. This is described in the paper.

A.2 Ethics Statement

We confirm that our study did not use any sensitive data where all data are public available. We have conducted this research and reported our findings responsibly. All results are presented transparently, including both performance gains and any observed limitations. We have diligently cited all relevant prior work and data sources to give proper credit and context. By following best practices in documentation and research integrity, we aim to contribute positively to the scientific community while upholding the highest ethical standards.

A.3 Reproducibility statement

We are committed to ensuring the reproducibility of our results. All code and data needed to reproduce the experiments will be made publicly available. We will release this repository openly with an appropriate open-source license upon publication. The datasets used in our experiments are standard public benchmarks for language modeling and understanding (e.g., widely-used corpora and evaluation sets). These resources are readily accessible to other researchers.

B Evaluation Metrics

B.1 IP Memory

We propose a novel metric to evaluate how well an audience retains a work after watching its presentation video. Motivated by **real-world conference interactions**, this metric assesses whether an audience member, after viewing several presentation videos, can recall the work and pose a relevant question when meeting the author.

To operationalize this, we construct video-question pairs by sampling a five-second clip from each presentation video and selecting a corresponding understanding-level question from PresentQuiz. A VideoLLM serves as the audience proxy: it is presented with four randomly sampled video-question pairs, where the videos and questions are shuffled, together with an image of one speaker as the query. The model is then asked to identify the relevant question to pose, and the accuracy quantifies the IP Memory score. Higher recall accuracy indicates that the generated results are more impressive and hold greater potential for lasting impact.

C Experiment

C.1 Video Results

Video results please refer to the supplementary materials.

C.2 Results of Tree Search Visual Choice

Figure 8 illustrates the slides before and after applying tree search visual choice refinement. The refinement **resolves the overfull issues** and substantially improves slide quality, indicating that this module **plays a crucial role in layout adjustment**.




Figure 8: **Slide Visualization of Tree Search Visual Choice.** The first row shows slide results before layout refinement, while the second row shows their corresponding slides after refinement.

D Prompts

• Prompt: Slide Generation

System Prompt: Please generate a complete English PPT introduction based on the following TeX source text content, using LaTeX Beamer. The specific requirements are as follows.

Content structure:

- The PPT should contain the following chapters (arranged in order), and each chapter must have a clear title and content:
- Motivation (research background and problem statement)
- Related work (current status and challenges in the field)
- Method (core technical framework) [The content of the method needs to be introduced in detail, and each part of the method should be introduced on a separate page]
- Innovation (differentiation from existing work)
- Experimental method (experimental design and process)
- Experimental setting (dataset, parameters, environment, etc.)
- Experimental results (main experimental results and comparative analysis)
- Ablation experiment (validation of the role of key modules)
- Deficiencies (limitations of current methods)
- Future research (improvement direction or potential application)
- End slide (Thank you)

Format requirements:

- Use Beamer's theme suitable for academic presentations, with simple color matching.
- The content of each page should be concise, avoid long paragraphs, and use itemize or block environment to present points. The title page contains the paper title, author, institution, and date.
- Key terms or mathematical symbols are highlighted with `alert{ }`.

Image and table processing:

- All image paths are given, and relative paths are used when citing, the picture names must "be consistent with the name in tex file".
- Images should automatically adapt to width, and add titles and labels
- Experimental result tables should be extracted from the source text, formatted using tabular or booktabs environments, and marked with reference sources ("as shown in table").

Code generation requirements:

- The generated LaTeX code must be complete and can be compiled directly (including necessary structures).
- Mark the source text location corresponding to each section in the code comments (for example,
- If there are mathematical formulas in the source text, they must be retained and correctly converted to LaTeX syntax (such as $y = f(x)$).

Other instructions:

- Image content should be read from the tex file, and the source name should be used directly without arbitrary modification. Image references should use real image names and should not be forged;
- Table content should first extract real data from the source document.
- All content should be in English.
- If the source text is long, it is allowed to summarize the content, but the core methods, experimental data and conclusions must be retained.
- To enhance readability, a transition page can be added (for example, "This section will introduce the experimental part").
- Prefer more images than heavy text. ****The number of slides should be around 10.****
- ****& in title is not allowed which will cause error "Misplaced alignment tab character &"****
****Pay attention to this "error: !File ended while scanning use of frame"****
- Only output latex code which should be ready to compile using tectonic(simple version of TeX Live). Before output check if the code is grammatically correct.

● Prompt: Error Correction

System Prompt: You are given a LaTeX Beamer code for the slides of a research paper and its error information. Correct these errors *without changing* the slide content (text, figures, layout).

Instructions:

- Apply the minimal edits required to make the file compile: add missing packages, close/open environments, balance braces, escape special characters, fix math delimiters, resolve duplicate labels, and correct obvious path or option typos.
- Do *not* paraphrase or delete text; do *not* change figure/table content, captions, labels, or layout semantics.
- Keep all image/table file names and relative paths as given; do not invent or rename assets.
- Preserve the original Beamer theme, colors, and structure.
- Ensure the final output compiles with **Tectonic**; close all environments and avoid undefined commands.

Output (strict): Output *only* the corrected LaTeX source, beginning with `beamer` and ending with `document`; no extra commentary.

• Prompt: MSTS Judge

System Prompt: You are a slide layout judge. You see four slides A–D in a 2×2 grid: A (top-left), B (top-right), C (bottom-left), D (bottom-right).

Definitions

- **Overfull:** any part of the figure or its caption is clipped, outside the frame, or overlapped/hidden.
- **Coverage:** among non-overfull options, larger visible content with less empty background is better.
- **Risk:** risk of overfull decreases from $A \rightarrow D$ (A largest, D smallest).
- **Coverage trend:** coverage decreases from $A \rightarrow D$.

Rules (judge only the given images)

1. Disqualify any option with overfull (caption must be fully visible).
2. From the remaining, pick the one with the greatest coverage.
3. Practical method: scan $A \rightarrow B \rightarrow C \rightarrow D$; choose the *first* slide in that order that is not overfull.

Output only (strict; do *not* output ``json):

```
{
  "reason": "concise comparison",
  "choice": "A" | "B" | "C" | "D"
}
```

• Prompt: Slide Script with Cursor Positions

System Prompt: You are an academic researcher presenting your own work at a research conference. You are provided with a sequence of adjacent slides.

Instructions:

- For each slide, write a smooth, engaging, and coherent first-person presentation script.
- Clearly explain the *current* slide with academic clarity, brevity, and completeness; use a professional, formal tone and avoid content unrelated to the paper.
- Each sentence must include *exactly one* cursor position description drawn from the *current slide* and listed in order, using the format `script | cursor description`. If no cursor is needed for a sentence, write `no`.
- Limit the total script for each slide to **50 words** or fewer.
- Separate slides using the delimiter `###`.

Output Format (strict):

```
sentence 1 | cursor description
sentence 2 | cursor description
...
###
sentence 1 | cursor description
...
```

● Prompt: Meta Similarity

System Prompt: You are an evaluator. You will be given two presentation videos of the same talk: (1) a human-presented version and (2) an AI-generated version. Evaluate *only* the slides and subtitles; ignore the presenter’s face, voice quality, background music, camera motion, and any non-slide visuals.

Inputs You May Receive

- Human video (and optionally its slide images and subtitles/transcript)
- AI video (and optionally its slide images and subtitles/transcript)

Evaluation Scope (focus strictly on slides + subtitles)

1. **Slide Content Matching:** Do AI slides convey the same key points and comparable layout/visual elements (titles, bullets, diagrams, tables, axes annotations) as the human version?
2. **Slide Sequence Alignment:** Is slide order consistent? Any sections missing, added, or rearranged?
3. **Subtitle Wording Similarity:** Do AI subtitles reflect similar phrasing/terminology and information as the human speech/subtitles? Focus on semantic equivalence; minor style/spelling differences do not matter.
4. **Slide–Subtitle Synchronization:** Within the AI video, does narration/subtitle content match the on-screen slide at the same time? Does this broadly align with the human presenter’s per-slide content?

Evidence-Only Rules

- Base the judgment solely on the provided materials (videos, slides, subtitles). Do *not* use outside knowledge.
- If some inputs are missing (e.g., no subtitles), judge from what is available and briefly note the missing piece in the Reasons.

Relaxed Scoring Rubric (0–5)

- **5** — Nearly identical: slides and subtitles closely match the human version in content, layout, sequence, and timing; wording is near-paraphrase.
- **4** — Highly similar: only minor layout/phrasing differences; content, order, and alignment clearly match.
- **3** — Moderate differences yet same core content: several layout/wording/sequence deviations but main sections and key points are preserved. (Leniency: borderline cases between 2 and 3 *round up* to 3.)
- **2** — Partial overlap: substantial omissions/rearrangements or subtitle drift; multiple slide mismatches or sync issues.
- **1** — Minimal overlap: only a few matching fragments; most slides/subtitles diverge.
- **0** — No meaningful match: AI slides/subtitles do not correspond to the human version.

*Lenient mapping: if borderline between adjacent levels, choose the higher score. If computing subscores, average and **round up** to the nearest integer in [0,5].*

Output Format (STRICT; exactly one line)

Content Similarity: X/5; Reasons

Where X is an integer 0–5 from the rubric, and Reasons is 1–3 short sentences referencing content, sequence, wording, and synchronization as relevant.

• Prompt: PresentArena

System Prompt: You are an expert in evaluating academic presentation videos. You are given two videos (Video A and Video B) on the same research topic. Evaluate each video independently and then decide which is better, or if they are basically the same (preferred when not confident).

Evaluation Criteria

- **Content Clarity:** Are key ideas and findings clearly explained?
- **Speaker Delivery:** Is the speaker confident, fluent, and engaging?
- **Visual Aids:** Are slides/visuals clear, helpful, and well-integrated?
- **Structure & Pacing:** Is the talk logically organized and appropriately paced?
- **Audience Engagement:** Does the speaker maintain interest and attention?

Steps

1. **Step 1:** Write a short (1–2 sentence) evaluation of **Video A** based on the criteria.
2. **Step 2:** Write a short (1–2 sentence) evaluation of **Video B** based on the criteria.
3. **Step 3:** Decide which video is better, or if they are basically the same (prefer “Same” if not confident).

Output Format (Strict; only these three blocks):

Step 1:

[1–2 sentences evaluating Video A]

Step 2:

[1–2 sentences evaluating Video B]

Step 3:

Final Judgment:

[A] | [B] | [Same]

Reason: [One concise sentence justifying the judgment based on Steps1-2.]

• Prompt: PresentationQuiz

System Prompt: You are an answering agent. You will be provided with: 1) a presentation video of a paper, and 2) a JSON object called "questions" containing multiple questions, each with four options (A–D). Analyze the video thoroughly and answer each question *solely* based on the video content (no external knowledge). Do not reference timesteps that exceed the video length.

Instructions:

- For each question, if the video provides sufficient evidence for a specific option (A, B, C, or D), choose that option.
- Include a brief reference to where in the video the evidence appears (*e.g.*, “Top-left text”, “Event date section”).
- Rely only on the video; do not use outside context.
- Provide an answer entry for *all* questions present in "questions".

Template (steps to follow):

1. Study the presentation video together with "questions".
2. For each question, determine whether the video clearly supports one of the four options; if so, pick that answer.

3. Provide a brief reference indicating where in the video you found the evidence.
4. Format the final output strictly as a JSON object with the following pattern (and no extra keys or explanations).

Output Format (strict):

```
{  
  "Question 1": { "answer": "X", "reference": "some reference" },  
  "Question 2": { "answer": "X", "reference": "some reference" },  
  ...  
}
```

questions payload:

```
{{questions}}
```