

PARALLEL BENCH: UNDERSTANDING THE TRADE-OFFS OF PARALLEL DECODING IN DIFFUSION LLMs

Wonjun Kang^{*1,5} Kevin Galim^{*1} Seunghyuk Oh^{*1} Minjae Lee¹
 Yuchen Zeng^{2,3} Shuibai Zhang² Coleman Hooper⁴ Yuezhou Hu⁴
 Hyung Il Koo¹ Nam Ik Cho⁵ Kangwook Lee^{2,6}

¹ FuriosaAI ² UW-Madison ³ Microsoft Research ⁴ UC Berkeley
⁵ Seoul National University ⁶ KRAFTON AI

Project Page: <https://parallelbench.github.io>

ABSTRACT

While most autoregressive LLMs are constrained to one-by-one decoding, diffusion LLMs (dLLMs) have attracted growing interest for their potential to dramatically accelerate inference through parallel decoding. Despite this promise, the conditional independence assumption in dLLMs causes parallel decoding to ignore token dependencies, inevitably degrading generation quality when these dependencies are strong. However, existing works largely overlook these inherent challenges, and evaluations on standard benchmarks (e.g., math and coding) are not sufficient to capture the quality degradation caused by parallel decoding. To address this gap, we first provide an information-theoretic analysis of parallel decoding. We then conduct case studies on analytically tractable synthetic list operations from both data distribution and decoding strategy perspectives, offering quantitative insights that highlight the fundamental limitations of parallel decoding. Building on these insights, we propose **PARALLEL BENCH**, the first benchmark specifically designed for dLLMs, featuring realistic tasks that are trivial for humans and autoregressive LLMs yet exceptionally challenging for dLLMs under parallel decoding. Using **PARALLEL BENCH**, we systematically analyze both dLLMs and autoregressive LLMs, revealing that: (i) dLLMs under parallel decoding can suffer dramatic quality degradation in real-world scenarios, and (ii) current parallel decoding strategies struggle to adapt their degree of parallelism based on task difficulty, thus failing to achieve meaningful speedup without compromising quality. Our findings underscore the pressing need for innovative decoding methods that can overcome the current speed-quality trade-off. We release our benchmark to help accelerate the development of truly efficient dLLMs.

1 INTRODUCTION

Large Language Models (LLMs) (Brown et al., 2020; Touvron et al., 2023) have achieved remarkable success in natural language processing, including complex reasoning (Jaech et al., 2024; Guo et al., 2025) and code generation (Jiang et al., 2024), which require extensive generation lengths. However, the autoregressive nature of most current LLMs fundamentally constrains inference speed, as they must generate tokens one-by-one. Unlike autoregressive LLMs, which follow (i) one-by-one decoding and (ii) left-to-right decoding, diffusion LLMs (dLLMs) enable (i) parallel decoding and (ii) any-order decoding. Recently, there has been a rapidly growing interest in dLLMs for their potential to dramatically accelerate LLM inference via parallel decoding. While early diffusion language models suffered from performance gaps compared to autoregressive models, recent advances (Inception Labs et al., 2025; Song et al., 2025) have shown that dLLMs can achieve comparable generation quality to autoregressive LLMs, potentially emerging as next-generation LLMs.

However, the conditional independence assumption (Wu et al., 2025) in dLLMs causes parallel decoding to fail to capture token dependencies, resulting in significant quality degradation. As

^{*}Equal Contribution. Emails: {kangwj1995, kevin.galim, seunghyukoh}@furiosa.ai.

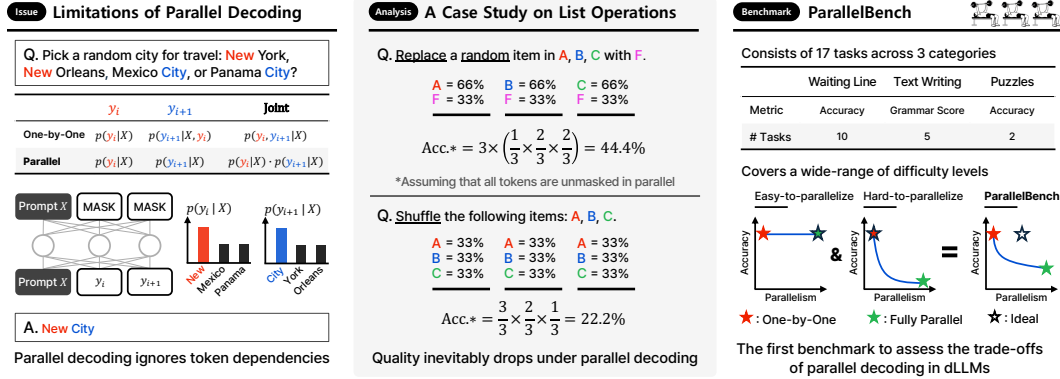


Figure 1: PARALLEL BENCH. **(left)** Parallel decoding fails to capture token dependencies, risking incorrect combinations of individually likely tokens (e.g., “New” and “City”). **(middle)** Quantitative analysis of parallel decoding performance on list operations. **(right)** Based on our findings, we develop a realistic benchmark to evaluate the speed-quality trade-off of parallel decoding methods.

shown in Fig. 1, under parallel decoding, the model might generate “New City” instead of the correct “New York” or “Mexico City” because each token is unmasked independently without considering its mutual constraints. Existing works on dLLMs (Nie et al., 2025; Ye et al., 2025b) mainly explore their one-by-one decoding quality with limited analysis of parallel decoding challenges, despite parallel generation being their defining advantage. Moreover, current evaluations rely on standard benchmarks, such as math (Cobbe et al., 2021) and coding (Chen et al., 2021a), which may not adequately expose the quality degradation of parallel decoding in real-world scenarios.

To address this gap, we first provide an information-theoretic analysis of parallel decoding in dLLMs, showing that even ideal models suffer increasing difficulty due to inherent token dependencies in the data distribution as the degree of parallelism increases. To further provide quantitative insights, we conduct case studies on analytically tractable synthetic list operations from two perspectives: (i) from the data distribution perspective, we quantitatively formulate the difficulty of parallel decoding through conditional total correlation, proving that certain list operations exhibit inevitable quality degradation under parallel decoding, and (ii) from the decoding order perspective, we derive the achievable accuracy of various unmasking strategies on these tasks, showing that accuracy varies significantly across different unmasking strategies.

Building on this, we propose PARALLEL BENCH to demonstrate that the quality degradation from parallel decoding extends beyond synthetic to real-world scenarios. This realistic benchmark encompasses tasks of varying difficulty under parallel decoding, including those that are exceptionally challenging for parallel decoding in dLLMs yet still trivial for humans and autoregressive LLMs. Using this benchmark, we conduct extensive evaluations of dLLMs and autoregressive LLMs, revealing two key findings. First, consistent with our synthetic results, dLLMs with parallel decoding exhibit severe quality degradation, even on trivial real-world tasks. Second, current parallel decoding strategies struggle to adaptively adjust the degree of parallelism based on task difficulty, resulting in suboptimal speed-quality trade-offs. Finally, we explore additional techniques to determine if they can improve the current trade-offs in parallel decoding. In summary, our main contributions are:

- We provide an information-theoretic analysis to formalize the quality degradation in parallel decoding arising from token dependencies and design tractable synthetic tasks to quantify its impact.
- We introduce PARALLEL BENCH, the first realistic benchmark for evaluating trade-offs of parallel decoding in dLLMs, covering diverse difficulty levels to assess adaptive parallelism strategies.
- Through extensive experiments on PARALLEL BENCH, we demonstrate that current dLLMs under parallel decoding suffer severe quality degradation on seemingly simple tasks, and existing decoding strategies struggle to adaptively balance speed and quality.

2 RELATED WORKS

Diffusion-based Language Models D3PM (Austin et al., 2021) pioneered applying diffusion models to discrete data by modeling discrete diffusion processes through various transition matrices.

Diffusion-LM (Li et al., 2022) introduced a non-autoregressive language model using continuous diffusion. Lou et al. (2024) introduced SEDD, which parameterizes discrete diffusion processes by learning concrete scores through a novel score entropy loss, thereby achieving performance comparable to that of autoregressive models. Sahoo et al. (2024); Shi et al. (2024) showed that masked diffusion with absorbing state achieves stronger performance through a simplified framework. Recent diffusion-based language models have achieved significant improvements in scale and performance, establishing practical dLLMs (Nie et al., 2025; Zhu et al., 2025; Ye et al., 2025b) with expanded multimodal capabilities (You et al., 2025; Yang et al., 2025b) and variants for complex reasoning (Zhao et al., 2025) and code generation (Gong et al., 2025; Inception Labs et al., 2025; Song et al., 2025).

Analysis of Decoding Mechanisms in dLLMs Wu et al. (2025) discussed the quality degradation in dLLMs’ parallel decoding process due to the conditional independence assumption, proposing threshold-based and factor-based unmasking methods to mitigate this issue. However, they only focus on standard benchmarks like GSM8K (Cobbe et al., 2021) and HumanEval (Chen et al., 2021a) rather than exploring settings where parallel decoding is particularly vulnerable. Feng et al. (2025) demonstrated that dLLMs’ parallel decoding is highly task-dependent: efficient for fluent text generation with constant steps, but ineffective for reasoning tasks requiring linearly scaling steps for sequence-level correctness. However, this work offers limited validation, relying on highly synthetic settings like n-grams and Hidden Markov Models. Gong et al. (2025) introduced AR-ness metrics to quantify the similarity between dLLM and autoregressive LLM decoding orders. They found that dLLMs exhibit any-order decoding, with AR-ness varying by dataset and correlating with quality degradation in parallel decoding. However, their analysis is limited to standard benchmarks, such as code and math. Ye et al. (2025a) demonstrated that dLLMs surpass autoregressive LLMs in complex reasoning and long-term planning tasks, such as Countdown and Sudoku.

For a broader overview of related work, see Section B.

3 PRELIMINARIES: DIFFUSION LLM DECODING

Since most dLLMs (Nie et al., 2025; Ye et al., 2025b) employ masked diffusion (Sahoo et al., 2024), we assume masked diffusion throughout this paper. For a more detailed discussion, see Section C.

Parallel Decoding In parallel decoding, dLLMs generate tokens over T timesteps with target sequence $Y = S_1 \cup S_2 \cup \dots \cup S_T$. At timestep t ¹, the model generates token set S_t conditioned on input X and previously generated tokens $S_{<t} = S_1 \cup \dots \cup S_{t-1}$. The generation probability is factorized as $P_\theta(S_t|X, S_{<t}) = \prod_{y_i \in S_t} P_\theta(y_i|X, S_{<t})$, assuming conditional independence among tokens in S_t . This **conditional independence assumption** enables parallel decoding within each timestep but introduces factorization errors from unmodeled token dependencies, creating a fundamental speed-quality trade-off. These errors arise with strong semantic or syntactic dependencies, as shown in Fig. 1: dLLMs sample from factorized marginals $P_\theta(y_i|X) \cdot P_\theta(y_{i+1}|X)$ instead of the true joint $P_\theta(y_i, y_{i+1}|X)$, potentially generating invalid combinations like “New City” rather than “New York” or “Mexico City”. In the special case of **one-step generation** ($T = 1$), Huang et al. (2022) proved that the minimum achievable KL divergence between the factorized model $P_\theta(Y|X) = \prod_{y_i \in Y} P_\theta(y_i|X)$ and the true data distribution $P_{\text{data}}(Y|X)$ is lower-bounded by the conditional total correlation $\mathcal{C}(Y|X) = -H_{\text{data}}(Y|X) + \sum_{y_i \in Y} H_{\text{data}}(y_i|X)$:

$$\min_{\theta} \mathcal{D}_{\text{KL}}(P_{\text{data}}(Y|X) \parallel P_\theta(Y|X)) \geq \mathcal{C}(Y|X) \quad (1)$$

$\mathcal{C}(Y|X)$ quantifies the difficulty of parallel generation by measuring token dependencies, imposing fundamental limits that even optimally designed models cannot overcome.

Any-order Decoding: Token Unmasking Methods dLLMs can decode in any order, where the unmasking strategy determines how to partition Y into disjoint sets $S_1 \cup \dots \cup S_T$, critically impacting output quality. At each timestep, dLLMs make predictions for all masked token positions but only unmask and finalize a subset of them, keeping the rest masked for subsequent timesteps.

¹For intuitive understanding, we use notation $t = 0$ to $t = T$ where t corresponds to the t -th parallel decoding step, rather than the typical reverse time notation in diffusion models.

Unmasking methods can be broadly categorized into two approaches: (i) **Top-k (static)**: which unmask a fixed number of tokens in left-to-right order, randomly, or based on a scoring metric (e.g., confidence (Nie et al., 2025), margin (Kim et al., 2025), and entropy (Ye et al., 2025b)), and (ii) **Threshold (adaptive)**: which unmask tokens whose scores exceed a certain threshold; if no tokens meet the threshold, the single token with the highest score is unmasked. Furthermore, several works (Nie et al., 2025; Arriola et al., 2025) adopt semi-autoregressive (semi-AR) decoding, which divides sequences into fixed-size blocks decoded left-to-right, where tokens within each block are generated in parallel using any unmasking strategy once preceding blocks are complete.

4 THEORETICAL ANALYSIS OF PARALLEL DECODING

In this section, we theoretically explore the specific quality degradation that occurs in the case of T -step parallel decoding, and then provide quantitative analyses from both data distribution and decoding strategy perspectives, using analytically tractable synthetic list operations.

Theorem 1 (Lower Bound for T -step Parallel Decoding). *For a factorized generative model (e.g., dLLM) $P_\theta(Y|X)$ performing T -step parallel decoding, assume the target sequence Y is partitioned into T disjoint sets, $Y = S_1 \cup S_2 \cup \dots \cup S_T$. At each step $i \in \{1, \dots, T\}$, the model generates the tokens in set S_i in parallel, conditioned on X and all previously generated tokens $S_{<i} = S_1 \cup S_2 \cup \dots \cup S_{i-1}$ ($S_{<1} = \emptyset$). The minimum achievable KL divergence for this model is lower-bounded by:*

$$\min_\theta \mathcal{D}_{KL}(P_{data}(Y|X) \parallel P_\theta(Y|X)) \geq \mathcal{L}_T(\{S_i\}_{i=1}^T) := \sum_{i=1}^T \mathbb{E}_{S_{<i} \sim P_{data}}[\mathcal{C}(S_i|X, S_{<i})] \quad (2)$$

where $\mathcal{C}(S_i|X, S_{<i})$ denotes the conditional total correlation of tokens in S_i given X and $S_{<i}$. The equality holds when $P_\theta(y_j|X, S_{<i}) = P_{data}(y_j|X, S_{<i})$ for all $i \in \{1, \dots, T\}$ and for all $y_j \in S_i$.

Remark 1 (Boundary Cases). *The lower bound \mathcal{L}_T captures the two boundary cases of the decoding spectrum: i) When $T = 1$, $\mathcal{L}_1 = \mathcal{C}(Y|X)$; ii) When $T = |Y|$ (i.e., one-by-one decoding with $S_i = \{y_i\}$ for all i), for each i we have $\mathcal{C}(S_i|X, S_{<i}) = 0$, thus $\mathcal{L}_{|Y|} = 0$.*

Theorem 2 (Monotonicity of Error Bounds). *Let \mathcal{L}_T^* denote the optimal (minimum) error bound over all possible T -step partitions $\{S_i\}_{i=1}^T$: $\mathcal{L}_T^* := \min_{\{S_i\}_{i=1}^T} \mathcal{L}_T(\{S_i\}_{i=1}^T)$. Then \mathcal{L}_T^* is monotonically decreasing with respect to the number of generation steps: $\mathcal{L}_T^* \geq \mathcal{L}_{T+1}^*$.*

Remark 2. *Since $\mathcal{L}_1^* = \mathcal{C}(Y|X)$ and $\mathcal{L}_{|Y|}^* = 0$, the optimal error bound \mathcal{L}_T^* forms a monotonically decreasing function from the total correlation $\mathcal{C}(Y|X)$ to zero as T increases from 1 to $|Y|$.*

See Section A for proofs and Section A.3 for the extension of Theorem 2 to input-dependent partitions. Theorem 1 shows that T -step parallel decoding in dLLMs inevitably incurs distribution error due to data distribution properties such as conditional total correlation (e.g., $\mathcal{C}(Y|X)$), even with ideal models. Theorem 2 further establishes that the lower bound on this distribution error increases monotonically as T decreases. However, $\mathcal{C}(Y|X)$ is intractable in real-world datasets, though Huang et al. (2022) approximated it with a well-trained transformer.

To address this gap, we use synthetic list operations with analytically tractable $\mathcal{C}(Y|X)$. We examine four tasks on length- n input sequences (e.g., [A, B, C, D, E]): (i) **Copy**: copying the input; (ii) **Replace Index**: replacing an item at a given index with F; (iii) **Replace Random**: replacing one random item with F; and (iv) **Shuffle**: rearranging the items.

4.1 A CASE STUDY ON LIST OPERATIONS: A DATA DISTRIBUTION PERSPECTIVE

Copy & Replace Index While *Replace Index* seems harder than *Copy*, both tasks are equally simple from the perspective of $\mathcal{C}(Y|X)$. For both tasks, each output token y_i is uniquely determined by X alone ($\mathcal{C}(Y|X) = 0$), allowing ideal models to decode in parallel without distribution error.

Replace Random While *Replace Index* seems harder than *Replace Random* (requiring replacement at a given index), from the perspective of $\mathcal{C}(Y|X)$, the opposite holds. While *Replace Index* yields $\mathcal{C}(Y|X) = 0$, *Replace Random* exhibits token dependencies since replacing exactly one randomly selected item requires all others to remain unchanged, yielding:

$$\mathcal{C}(Y|X) = (n-1)[\log_2(n) - \log_2(n-1)], \quad \lim_{n \rightarrow \infty} \mathcal{C}(Y|X) = \log_2(e) \approx 1.44. \quad (3)$$

This indicates that the difficulty of parallel decoding remains bounded for arbitrarily long sequences.

Shuffle *Shuffle* generates a random permutation and exhibits stronger token dependencies than *Replace Random*, as once an item is placed at any position, it cannot appear elsewhere. This yields:

$$\mathcal{C}(Y|X) = n \log_2(n) - \log_2(n!), \quad \lim_{n \rightarrow \infty} \mathcal{C}(Y|X) = \infty, \quad (4)$$

indicating that the difficulty of capturing permutation constraints grows without bound for arbitrarily long sequences in one-step generation. For T -step parallel decoding, $\mathcal{L}_T(\{S_t\}_{t=1}^T) = \sum_{t=1}^T |S_t| \log_2(k_t) - \log_2(n!)$, where $k_t = n - \sum_{j=1}^{t-1} |S_j|$ with $k_1 = n$. When $T = n/2$ (2 tokens per step), $\mathcal{L}_{n/2} = \log_2 \frac{n!!}{(n-1)!!}$, $\lim_{n \rightarrow \infty} \mathcal{L}_{n/2} = \infty$, where $n!!$ is the double factorial. This indicates that the difficulty grows without bound even when decoding only 2 tokens in parallel.

4.2 A CASE STUDY ON LIST OPERATIONS: A DECODING STRATEGY PERSPECTIVE

Beyond the data distribution perspective, the practical generation quality of dLLMs critically depends on the decoding (unmasking) strategy. We analyze achievable accuracy under two categories: (i) **Top-k** (Random or Confidence): unmask k random positions or k highest-confidence positions per step; (ii) **Threshold** (Confidence): unmask all positions exceeding confidence threshold γ ; if no positions meet γ , the single token with the highest confidence is unmasked. We focus on an unbiased (ideal) model where each token’s logit $l_j = l_{j,\text{ideal}} + \epsilon_j$, with $l_{j,\text{ideal}}$ determined solely by the task and ϵ_j representing zero-mean stochastic noise, without intrinsic bias. We consider greedy decoding ($\tau = 0$) and temperature sampling ($\tau = 1$). Summary of our findings are in Table 1.

4.2.1 TOP-K (RANDOM OR CONFIDENCE)

Shuffle Since at each step i , the probability of correctly selecting k distinct items for the remaining positions is $\frac{P(n-(i-1)k, k)}{(n-(i-1)k)^k}$, the overall accuracy of successfully completing the shuffle operation is:

$$\text{Acc}(k) = \prod_{i=1}^{n/k} \frac{P(n-(i-1)k, k)}{(n-(i-1)k)^k} = \begin{cases} \frac{n!}{n^n} \rightarrow 0 & \text{if } k = n \\ \frac{(n-1)!!}{n!!} \rightarrow 0 & \text{if } k = 2 \\ 1 \rightarrow 1 & \text{if } k = 1 \end{cases} \quad \text{as } n \rightarrow \infty, \quad (5)$$

regardless of using greedy decoding or temperature sampling. Notably, for both $k = n$ (one-step generation) and $k = 2$ (two tokens per step), the accuracy converges to zero as n increases.

Replace Random Under greedy decoding (assume $k \mid n$ for simplicity), at each step $i < \frac{n}{k}$, all k positions keep their tokens since the keep probability $\frac{n-(i-1)k-1}{n-(i-1)k}$ exceeds the replace probability $\frac{1}{n-(i-1)k}$. At the final step, when $k > 2$, all positions are kept since $\frac{k-1}{k} > \frac{1}{k}$, failing the task; when $k = 2$, a successful replacement occurs with probability $0.5 \times 0.5 + 0.5 \times 0.5 = 0.5$ (sum of [keep, replace] and [replace, keep]). Thus $\text{Acc}(k > 2) = 0$ and $\text{Acc}(k = 2) = 0.5$.

Under temperature sampling, each position initially keeps its original token with probability $\frac{n-1}{n}$. Thus, for one-step generation, we have $\text{Acc}(n) = \left(\frac{n-1}{n}\right)^{n-1}$, and $\lim_{n \rightarrow \infty} \text{Acc}(n) = \frac{1}{e}$.

4.2.2 THRESHOLD (CONFIDENCE)

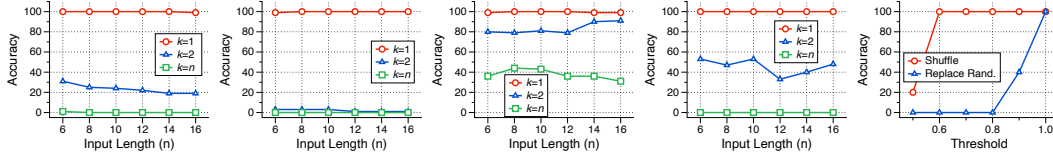
Shuffle Assuming $\gamma > 0.5$, at each timestep, the confidence for each item at each position equals $1/m$ where m is the number of remaining masked tokens. For $m \geq 2$, we have $\gamma > 0.5 \geq 1/m$, so the threshold is never met when multiple tokens remain masked. Thus, only a single token is decoded at each timestep, converging to one-by-one decoding with guaranteed success: $\text{Acc}(\gamma > 0.5) = 1$.

Replace Random Under greedy decoding with $n > 2$, each position at the first timestep assigns a confidence of $\frac{n-1}{n}$ to retaining its original token and $\frac{1}{n}$ to replacement, thus all positions greedily preserve their original tokens. When $\frac{n-1}{n} > \gamma$, all positions are unmasked simultaneously, resulting in one-step generation that fails to perform any replacements: $\text{Acc}(\frac{n-1}{n} > \gamma) = 0$. When $\gamma \geq \frac{n-1}{n}$, all positions fail to exceed the threshold, so only one token is unmasked per timestep. This one-by-one decoding continues through subsequent timesteps until the final step, where only a single token remains masked. At this final step, the model assigns confidence 1 to the correct replacement, ensuring successful completion: $\text{Acc}(\gamma \geq \frac{n-1}{n}) = 1$.

Table 1: Summary of findings in Section 4.

Task / Analysis	Data Distribution Perspective (Section 4.1)		Decoding Strategy Perspective (Section 4.2)	
	$\mathcal{C}(Y X)$	$\lim_{n \rightarrow \infty} \mathcal{C}(Y X)$	Acc. (Greedy, Top-k)	Acc. (Greedy, Threshold)
Copy & Replace Index	0	0	1	1
Replace Random	$(n-1)[\log_2(n) - \log_2(n-1)]$	$\log_2(e) \approx 1.44$	0.5 if $k=2$; 0 if $k>2$	1 if $\gamma \geq (n-1)/n$; else 0
Shuffle	$n \log_2(n) - \log_2(n!)$	∞	Eq. (5)	1 if $\gamma > 0.5$

4.2.3 EMPIRICAL VALIDATION



(a) Shuffle ($\tau = 1$) (b) Shuffle ($\tau = 0$) (c) Replace ($\tau = 1$) (d) Replace ($\tau = 0$) (e) Thres. ($n = 10$)

Figure 2: Empirical validation results on list operations: *Shuffle* (Figs. 2a and 2b) and *Replace Random* (Figs. 2c and 2d) with *Random Top-k*, and both tasks with *Confidence Threshold* (Fig. 2e).

To validate our analysis, we fine-tune LLaDA 1.5 (Zhu et al., 2025) on each list operation task and perform infilling experiments with pre-filled formatting tokens, leaving only the list item positions to be generated. Figs. 2a and 2b validate Eq. (5): accuracy converges to 0 as n increases for $k > 1$, with $k = n$ converging much faster than $k = 2$. Fig. 2c confirms that one-step generation achieves $1/e$ accuracy under temperature sampling, while Fig. 2d shows that greedy decoding yields 0.5 accuracy for $k = 2$ but 0 for $k = n$. Fig. 2e confirms that *Shuffle* and *Replace Random* exhibit opposite trends with varying γ , indicating the difficulty of achieving high accuracy for both tasks.

5 REALISTIC BENCHMARK: PARALLEL BENCH

While we reveal limitations of parallel decoding in synthetic settings, we demonstrate that these issues persist in real-world scenarios by introducing PARALLEL BENCH, a realistic benchmark spanning diverse difficulty levels to evaluate dLLMs’ parallel decoding. It consists of 17 tasks across 3 categories: (i) **Waiting Line** (10 tasks), (ii) **Text Writing** (5 tasks), and (iii) **Puzzles** (2 tasks).

Waiting Line *Waiting Line* extends synthetic list operations (e.g., *Shuffle*) to realistic customer service scenarios. Given a queue of customers (e.g., [“Susan Fox”, “Philip Gray”, “Maria Butler”, “Albert Sanchez”]), the task performs queue management operations analogous to list operations. The number of customers n serves as a controllable parameter for adjusting benchmark difficulty.

Text Writing To expose the quality degradation in parallel decoding, we introduce grammar (Morris, 2025) scores that impose stronger token-level dependencies, which traditional metrics such as ROUGE (Lin, 2004) cannot capture. We examine five tasks: (i) *Summarization* using SAMSum (Gliwa et al., 2019), (ii) *Paraphrasing* using Vladimir Vorobev (2023), and (iii-v) our proposed *Words-to-Sentence Generation (W2S)* with three difficulty levels. Both *Summarization* and *Paraphrasing* constrain outputs to rich input context, limiting token candidates and keeping $\mathcal{C}(Y|X)$ small. For scenarios with greater token dependencies, we propose *W2S*, where the goal is to construct a sentence using the given n words, such as “Construct a single, coherent sentence using the words sand, home, play, and bottle.” Since the output can be freely generated using minimal input context, the token dependencies become larger depending on what output is generated. We design three difficulty levels: *easy* (related words), *medium* (loosely connected words), and *hard* (unrelated words), with harder variants requiring more creative construction and exhibiting larger $\mathcal{C}(Y|X)$.

Puzzles Ye et al. (2025a;b) utilized *Sudoku* to demonstrate the superior planning capabilities of dLLMs over autoregressive LLMs. Crucially, every *Sudoku* puzzle, regardless of difficulty, has a unique solution ($\mathcal{C}(Y|X) = 0$). While *Latin Square* (Keedwell & Dénes, 2015) shares structural similarities with *Sudoku*, it has many valid solutions ($\mathcal{C}(Y|X) > 0$). We included both to examine how $\mathcal{C}(Y|X)$ affects parallel decoding in structurally similar tasks.

6 BENCHMARK RESULTS AND ANALYSIS ON PARALLEL BENCH

Setup For autoregressive LLMs, we use Llama 3.1 8B, Llama 3.2 3B (Grattafiori et al., 2024), Qwen2.5 3B/7B (Yang et al., 2024), Qwen3 4B (Yang et al., 2025a), and Claude 3.5 Haiku (Anthropic, 2024). For dLLMs, we test LLaDA 8B (Nie et al., 2025), LLaDA 1.5 8B (Zhu et al., 2025), Dream 7B (Ye et al., 2025b), DiffuCoder (Gong et al., 2025), and closed-source Mercury (Inception Labs et al., 2025). We also evaluate KV caching (Wu et al., 2025). For unmasking methods, we test: i) *Top-k*: Random, Confidence (Chang et al., 2022), Left-to-Right², Margin (Kim et al., 2025), Entropy (Ye et al., 2025b); and ii) *Threshold*: Confidence (Wu et al., 2025) with $\gamma \in \{0.5, 0.6, \dots, 1.0\}$. We also test *Factor-based* (Wu et al., 2025), and semi-AR decoding (Nie et al., 2025). Further experimental details are in Section D. In this section, we primarily focus on LLaDA 1.5, a representative open-source dLLM, and four unmasking methods with results shown in Fig. 3, while full analysis including additional models, unmasking methods, and the impact of KV caching is in Section E. When evaluating LLaDA 1.5 on *Waiting Line*, we use $n \in \{3, 4, 5, 6\}$, ensuring task simplicity to focus on parallel decoding effects rather than model capacity limitations.

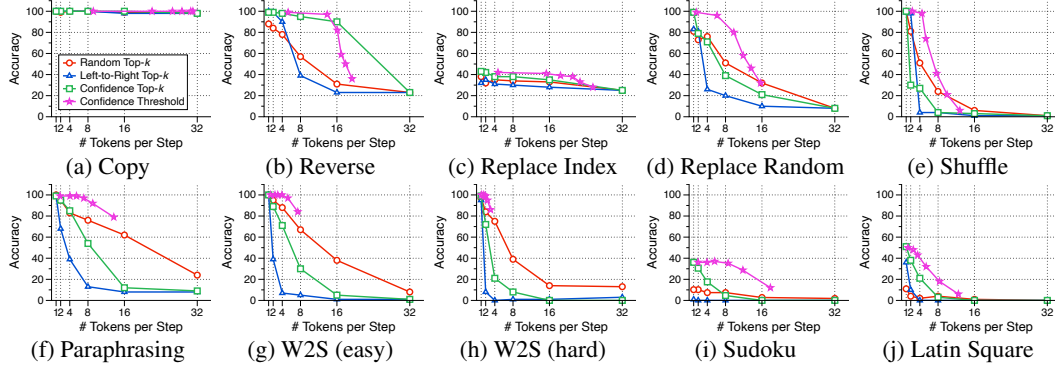


Figure 3: Benchmark results of LLaDA 1.5 (Zhu et al., 2025) on PARALLEL BENCH: *Waiting Line* (Figs. 3a to 3e), *Text Writing* (Figs. 3f to 3h), and *Puzzles* (Figs. 3i and 3j).

Comparison Across Tasks For *Waiting Line*, *Copy* maintains near-perfect accuracy regardless of parallelism degree (Fig. 3a). For *Reverse* (Fig. 3b), accuracy varies by unmasking method. We argue that these differences stem from insufficient model capacity rather than token dependency ($\mathcal{C}(Y|X) = 0$). *Replace Index* (Fig. 3c) and *Replace Random* (Fig. 3d) exhibit contrasting trends. Despite *Replace Random* achieving near-perfect one-by-one decoding accuracy compared to *Replace Index*’s below 50% accuracy, this advantage reverses under parallelization: *Replace Index* maintains stable accuracy with increasing parallelism, while *Replace Random* degrades rapidly across all unmasking methods. This reversal aligns with Section 4: $\mathcal{C}(Y|X) = 0$ for *Replace Index* but $\mathcal{C}(Y|X) > 0$ for *Replace Random*. *Shuffle* (Fig. 3e) shows the steepest accuracy degradation, dropping from near-perfect to zero more rapidly than *Replace Random* as parallelism increases. For *Text Writing* (Figs. 3f to 3h), all tasks achieve near-perfect grammar scores with one-by-one decoding, but degrade at increasingly steep rates under parallelization: *Paraphrasing*, *W2S (easy)*, then *W2S (hard)*. This aligns with expected conditional dependencies. *Paraphrasing* merely restructures existing content with rich context, limiting token candidates and keeping $\mathcal{C}(Y|X)$ small. Conversely, *W2S* tasks generate complete sentences from sparse word constraints, expanding the candidate space where each position strongly influences others. *W2S (hard)* uses semantically unrelated words requiring more creative construction than *W2S (easy)*’s naturally coherent word sets, resulting in larger $\mathcal{C}(Y|X)$ and steeper degradation. For *Puzzles* (Figs. 3i and 3j), *Latin Square* outperforms the harder *Sudoku* under one-by-one decoding, but this advantage disappears with increased parallelism (*Latin Square*: $\mathcal{C}(Y|X) > 0$, *Sudoku*: $\mathcal{C}(Y|X) = 0$), leading to similar accuracy.

Comparison Across Unmasking Methods *Confidence Threshold* outperforms *Top-k* at conservative thresholds through adaptive token selection, but suffers rapid degradation at aggressive thresh-

²Unmasks k tokens at a time from left to right.

olds due to unpredictable unmasking spikes, making careful tuning essential. When comparing among top-k methods, for *Reverse* and *Replace Index*, *Confidence Top-k* outperforms *Random Top-k*. This is because when $\mathcal{C}(Y|X) = 0$, model imperfection limits accuracy, making it beneficial to unmask tokens that the model is confident about first. For *Replace Random* and *Shuffle* ($\mathcal{C}(Y|X) > 0$), *Random Top-k* conversely outperforms *Confidence Top-k*. In conclusion, no universally superior unmasking method exists, with performance varying by task.

Semi-AR Decoding Results Semi-AR decoding controls the left-to-right tendency in unmasking order by adjusting block length. Its effectiveness in parallel decoding depends on the dependency structure. With local dependencies (e.g., grammatical constraints in *Text Writing*), small blocks enforce left-to-right (local) decoding, causing quality degradation. With global dependencies (e.g., *Waiting Line*’s distributed items), left-to-right decoding becomes beneficial by capturing formatting tokens around items. Fig. 5 shows different accuracy trends between *Text Writing* and *Waiting Line* across block sizes (*Random Top-2*), indicating the difficulty of optimizing both tasks simultaneously.

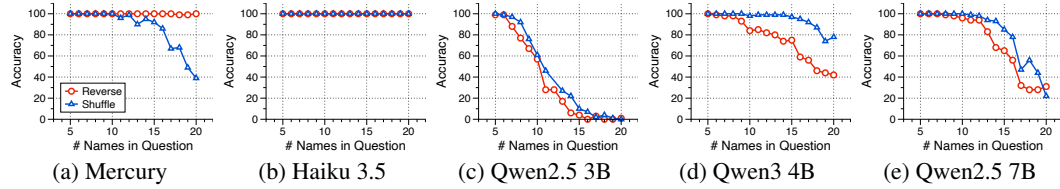


Figure 4: *Waiting Line* results on Mercury (Inception Labs et al., 2025) and autoregressive LLMs.

Performance of Mercury vs. Autoregressive LLMs Fig. 4 shows *Waiting Line* results with $n \in [5, 20]$, where Mercury and autoregressive LLMs show opposite accuracy trends on *Reverse* and *Shuffle*. As *Reverse* seems harder (requiring exact reversal) than *Shuffle* (accepting any permutation), autoregressive LLMs score higher on *Shuffle*. However, Mercury shows the opposite: it maintains near-perfect accuracy on *Reverse* but fails with *Shuffle*, with accuracy dropping sharply as n increases, consistent with Section 4. This indicates that the closed-source Mercury struggles to adaptively adjust its parallelism to maintain quality on tasks with high token dependencies.

Broad Coverage of PARALLEL BENCH Fig. 6 demonstrates PARALLEL BENCH’s necessity and differentiation from existing benchmarks. The x-axis shows parallelism-induced quality degradation (rightward = greater), while the y-axis shows semi-AR block length effects (upward = better quality with left-to-right ordering). For *Waiting Line*, tasks with $\mathcal{C}(Y|X) = 0$ appear left of GSM8K, while those with $\mathcal{C}(Y|X) > 0$ progressively move rightward with increasing degradation, culminating in *Shuffle* at the far right. For *Text Writing*, lower dependency tasks (paraphrasing, summarization) appear left of HumanEval, while higher dependency W2S tasks appear right. This confirms our benchmark spans the full parallel decoding difficulty spectrum, uniquely enabling evaluation of adaptive methods’ ability to modulate parallelism according to difficulty. Details are in Section G.1.

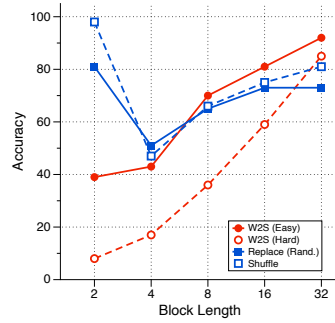


Figure 5: Semi-AR results on *Waiting Line* and *Text Writing*.

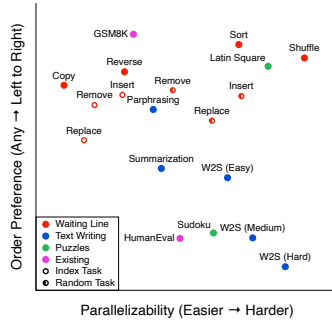


Figure 6: Broad coverage of PARALLEL BENCH.

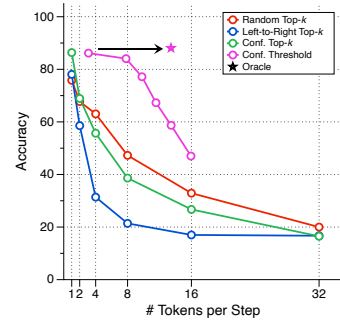


Figure 7: Speed-Quality Trade-off with Oracle Performance.

Speed-Quality Trade-off with Oracle Performance Fig. 7 shows the speed-quality trade-off curves for each unmasking method. Static unmasking (top-k) methods show dramatic accuracy

drops as tokens-per-step increase, while adaptive unmasking (threshold) achieves superior trade-offs. This raises the question: *Do existing adaptive unmasking methods already provide sufficient speedup-quality trade-offs?* To answer this, we measure oracle performance: the best possible trade-off assuming access to the optimal threshold for each sample that yields the correct answer. The oracle achieves both the best accuracy and a significant speedup over threshold methods with comparable accuracy, demonstrating that per-sample threshold adaptation alone yields significant improvements and suggests a substantial room for future research. Details are in Section G.2.

Takeaway. Static parallel decoding (e.g., top-k) can suffer severe quality degradation, and adaptive decoding strategies (e.g., threshold) still have significant room for improvement.

7 EXPLORING ADDITIONAL TECHNIQUES

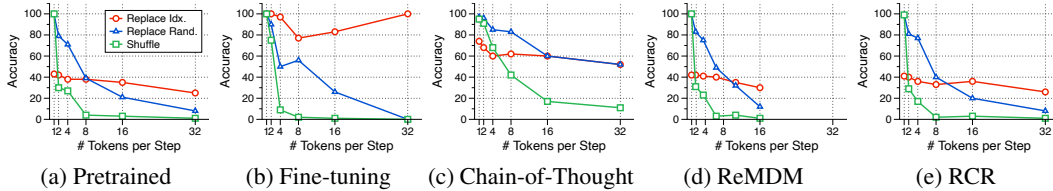


Figure 8: *Waiting Line* results using LLaDA 1.5 (*Random Top-k*) with various advanced techniques.

We further explore whether benchmark performance can be improved when various advanced techniques for dLLMs are applied. Details and full results are in Section F.

Fine-tuning We fine-tuned LLaDA 1.5 on *Waiting Line* to examine whether fine-tuning improves parallel decoding performance (Figs. 8a and 8b). One-by-one decoding achieves near 100% accuracy for all tasks after fine-tuning, including *Replace Index*, which improves from below 50% to nearly 100%. Notably, *Replace Index* maintains high accuracy even with parallel decoding, confirming that ideal models can accurately learn the target distribution under parallel generation when $\mathcal{C}(Y|X) = 0$. However, *Replace Random* and *Shuffle* still degrade with parallel decoding, supporting Section 4 that even an ideal model cannot resolve parallel decoding limitations for $\mathcal{C}(Y|X) > 0$.

Chain-of-Thought Prompting (CoT) Figs. 8a and 8c show that CoT mitigates quality degradation under increased parallelism by generating intermediate reasoning steps that reduce inter-token dependencies in final answers. However, due to using $8\times$ more output tokens, CoT cannot serve as a fundamental solution for improving the speed-accuracy trade-off under parallel decoding.

Remasking Samplers Most dLLMs use masked diffusion, where tokens unmasked in previous timesteps cannot be refined later. However, this prevents correcting inaccurate predictions from early timesteps, leading to quality degradation. Recent training-free samplers, such as ReMDM (Wang et al., 2025) and RCR (He et al., 2025), enable remasking for masked diffusion models. However, our tests on *Waiting Line* show no improvements, revealing limitations of training-free approaches.

Discrete Diffusion with Uniform Transition Matrix Unlike masked diffusion, uniform diffusion enables iterative refinement of all tokens throughout the denoising process, potentially correcting errors from conditional independence assumptions in parallel decoding. We test this by fine-tuning masked and uniform diffusion models from SEDD (Lou et al., 2024) (see Section F.4).

8 CONCLUSION

This paper investigates the trade-offs of parallel decoding in dLLMs. We provide an information-theoretic analysis and conduct case studies using synthetic list operations, examining both data distribution and decoding strategy perspectives to reveal quantitative insights into the limitations of parallel decoding. Building on these findings, we propose PARALLEL BENCH, a new benchmark

demonstrating that limitations observed in synthetic scenarios similarly manifest in real-world applications. Using our benchmark, we draw two key conclusions: (1) dLLMs with parallel decoding can suffer severe quality degradation in real-world scenarios, and (2) existing decoding strategies fail to adaptively adjust parallelism based on task difficulty for optimal speed-quality trade-offs.

Limitations and Future Works First, while our benchmark comprises 3 realistic categories and 17 tasks, broader coverage of real-world scenarios would be beneficial. Second, we primarily analyzed short output sequences to focus on fundamental characteristics, and tasks requiring longer sequences may yield different results. Future work could extend our analysis to long sequence generation using our adjustable-length tasks. Finally, leveraging PARALLEL BENCH to develop novel unmasking methods that address current parallel decoding limitations is an important goal.

ACKNOWLEDGMENT

Kangwook Lee is supported by NSF Award DMS-2023239, NSF CAREER Award CCF-2339978, Amazon Research Award, and a grant from FuriosaAI.

REFERENCES

- Anthropic. Introducing computer use, a new Claude 3.5 Sonnet, and Claude 3.5 Haiku, 2024. URL <https://www.anthropic.com/news/3-5-models-and-computer-use>.
- Marianne Arriola, Subham Sekhar Sahoo, Aaron Gokaslan, Zhihan Yang, Zhixuan Qi, Jiaqi Han, Justin T Chiu, and Volodymyr Kuleshov. Block diffusion: Interpolating between autoregressive and diffusion language models. In *The Thirteenth International Conference on Learning Representations*, 2025. URL <https://openreview.net/forum?id=tyEyYT267x>.
- Jacob Austin, Daniel D. Johnson, Jonathan Ho, Daniel Tarlow, and Rianne van den Berg. Structured denoising diffusion models in discrete state-spaces. In A. Beygelzimer, Y. Dauphin, P. Liang, and J. Wortman Vaughan (eds.), *Advances in Neural Information Processing Systems*, 2021. URL <https://openreview.net/forum?id=h7-XixPCAL>.
- Heli Ben-Hamu, Itai Gat, Daniel Severo, Niklas Nolte, and Brian Karrer. Accelerated sampling from masked diffusion models via entropy bounded unmasking. *arXiv preprint arXiv:2505.24857*, 2025.
- Tom Brown, Benjamin Mann, Nick Ryder, Melanie Subbiah, Jared D Kaplan, Prafulla Dhariwal, Arvind Neelakantan, Pranav Shyam, Girish Sastry, Amanda Askell, et al. Language models are few-shot learners. *Advances in Neural Information Processing Systems*, 33:1877–1901, 2020.
- Huiwen Chang, Han Zhang, Lu Jiang, Ce Liu, and William T Freeman. Maskgit: Masked generative image transformer. In *Proceedings of the IEEE/CVF conference on computer vision and pattern recognition*, pp. 11315–11325, 2022.
- Mark Chen, Jerry Tworek, Heewoo Jun, Qiming Yuan, Henrique Ponde De Oliveira Pinto, Jared Kaplan, Harri Edwards, Yuri Burda, Nicholas Joseph, Greg Brockman, et al. Evaluating large language models trained on code. *arXiv preprint arXiv:2107.03374*, 2021a.
- Mark Chen, Jerry Tworek, Heewoo Jun, Qiming Yuan, Henrique Ponde De Oliveira Pinto, Jared Kaplan, Harri Edwards, Yuri Burda, Nicholas Joseph, Greg Brockman, et al. Evaluating large language models trained on code. *arXiv preprint arXiv:2107.03374*, 2021b.
- Karl Cobbe, Vineet Kosaraju, Mohammad Bavarian, Mark Chen, Heewoo Jun, Lukasz Kaiser, Matthias Plappert, Jerry Tworek, Jacob Hilton, Reiichiro Nakano, et al. Training verifiers to solve math word problems. *arXiv preprint arXiv:2110.14168*, 2021.
- Guhao Feng, Yihan Geng, Jian Guan, Wei Wu, Liwei Wang, and Di He. Theoretical benefit and limitation of diffusion language model. *arXiv preprint arXiv:2502.09622*, 2025.
- Bogdan Gliwa, Iwona Mochol, Maciej Biesek, and Aleksander Wawer. SAMSum corpus: A human-annotated dialogue dataset for abstractive summarization. *EMNLP-IJCNLP 2019*, pp. 70, 2019.

- Aaron Gokaslan, Vanya Cohen, Ellie Pavlick, and Stefanie Tellex. Openwebtext corpus. <http://Skyllion007.github.io/OpenWebTextCorpus>, 2019.
- Shansan Gong, Ruixiang Zhang, Huangjie Zheng, Jiatao Gu, Navdeep Jaitly, Lingpeng Kong, and Yizhe Zhang. Diffucoder: Understanding and improving masked diffusion models for code generation. *arXiv preprint arXiv:2506.20639*, 2025.
- Google Deepmind. Gemini 2.5: Our most intelligent ai model, 2025. URL <https://blog.google/technology/google-deepmind/gemini-model-thinking-updates-march-2025/>.
- Aaron Grattafiori, Abhimanyu Dubey, Abhinav Jauhri, Abhinav Pandey, Abhishek Kadian, Ahmad Al-Dahle, Aiesha Letman, Akhil Mathur, Alan Schelten, Alex Vaughan, et al. The llama 3 herd of models. *arXiv preprint arXiv:2407.21783*, 2024.
- Daya Guo, Dejian Yang, Haowei Zhang, Junxiao Song, Ruoyu Zhang, Runxin Xu, Qihao Zhu, Shirong Ma, Peiyi Wang, Xiao Bi, et al. Deepseek-r1: Incentivizing reasoning capability in llms via reinforcement learning. *arXiv preprint arXiv:2501.12948*, 2025.
- Haoyu He, Katrin Renz, Yong Cao, and Andreas Geiger. Mdp0: Overcoming the training-inference divide of masked diffusion language models. *arXiv preprint arXiv:2508.13148*, 2025.
- Edward J Hu, yelong shen, Phillip Wallis, Zeyuan Allen-Zhu, Yuanzhi Li, Shean Wang, Lu Wang, and Weizhu Chen. LoRA: Low-rank adaptation of large language models. In *International Conference on Learning Representations*, 2022. URL <https://openreview.net/forum?id=nZeVKeeFYf9>.
- Fei Huang, Tianhua Tao, Hao Zhou, Lei Li, and Minlie Huang. On the learning of non-autoregressive transformers. In *International conference on machine learning*, pp. 9356–9376. PMLR, 2022.
- Pengcheng Huang, Shuhao Liu, Zhenghao Liu, Yukun Yan, Shuo Wang, Zulong Chen, and Tong Xiao. Pc-sampler: Position-aware calibration of decoding bias in masked diffusion models. *arXiv preprint arXiv:2508.13021*, 2025.
- Inception Labs, Samar Khanna, Siddhant Kharbanda, Shufan Li, Harshit Varma, Eric Wang, Sawyer Birnbaum, Ziyang Luo, Yanis Miraoui, Akash Palrecha, et al. Mercury: Ultra-fast language models based on diffusion. *arXiv preprint arXiv:2506.17298*, 2025.
- Aaron Jaech, Adam Kalai, Adam Lerer, Adam Richardson, Ahmed El-Kishky, Aiden Low, Alec Helyar, Aleksander Madry, Alex Beutel, Alex Carney, et al. Openai o1 system card. *arXiv preprint arXiv:2412.16720*, 2024.
- Juyong Jiang, Fan Wang, Jiasi Shen, Sungju Kim, and Sunghun Kim. A survey on large language models for code generation. *arXiv preprint arXiv:2406.00515*, 2024.
- A Donald Keedwell and József Dénes. *Latin Squares and Their Applications: Latin Squares and Their Applications*. Elsevier, 2015.
- Jaeyeon Kim, Kulin Shah, Vasilis Kontonis, Sham M. Kakade, and Sitan Chen. Train for the worst, plan for the best: Understanding token ordering in masked diffusions. In *Forty-second International Conference on Machine Learning*, 2025. URL <https://openreview.net/forum?id=DjJmre5IkP>.
- Xiang Li, John Thickstun, Ishaan Gulrajani, Percy S Liang, and Tatsunori B Hashimoto. Diffusion-lm improves controllable text generation. *Advances in neural information processing systems*, 35: 4328–4343, 2022.
- Chin-Yew Lin. ROUGE: A package for automatic evaluation of summaries. In *Text Summarization Branches Out*, pp. 74–81, Barcelona, Spain, July 2004. Association for Computational Linguistics. URL <https://www.aclweb.org/anthology/W04-1013>.
- Aaron Lou, Chenlin Meng, and Stefano Ermon. Discrete diffusion modeling by estimating the ratios of the data distribution. In *Forty-first International Conference on Machine Learning*, 2024. URL <https://openreview.net/forum?id=CNicRIVIPA>.

- Omer Luxembourg, Haim Permuter, and Eliya Nachmani. Plan for speed-dilated scheduling for masked diffusion language models. *arXiv preprint arXiv:2506.19037*, 2025.
- Jack Morris. language-tool-python. <https://pypi.org/project/language-tool-python/>, 2025. Version 2.9.4.
- Shen Nie, Fengqi Zhu, Zebin You, Xiaolu Zhang, Jingyang Ou, Jun Hu, Jun Zhou, Yankai Lin, Ji-Rong Wen, and Chongxuan Li. Large language diffusion models. *arXiv preprint arXiv:2502.09992*, 2025.
- OpenAI. Introducing GPT-4.1 in the API, 2025. URL <https://openai.com/index/gpt-4-1>.
- Kishore Papineni, Salim Roukos, Todd Ward, and Wei-Jing Zhu. Bleu: a method for automatic evaluation of machine translation. In *Proceedings of the 40th annual meeting of the Association for Computational Linguistics*, pp. 311–318, 2002.
- Subham Sekhar Sahoo, Marianne Arriola, Aaron Gokaslan, Edgar Mariano Marroquin, Alexander M Rush, Yair Schiff, Justin T Chiu, and Volodymyr Kuleshov. Simple and effective masked diffusion language models. In *The Thirty-eighth Annual Conference on Neural Information Processing Systems*, 2024. URL <https://openreview.net/forum?id=L4uaAR4ArM>.
- Jiaxin Shi, Kehang Han, Zhe Wang, Arnaud Doucet, and Michalis Titsias. Simplified and generalized masked diffusion for discrete data. In *The Thirty-eighth Annual Conference on Neural Information Processing Systems*, 2024. URL <https://openreview.net/forum?id=xcqSOft4g>.
- Yuxuan Song, Zheng Zhang, Cheng Luo, Pengyang Gao, Fan Xia, Hao Luo, Zheng Li, Yuehang Yang, Hongli Yu, Xingwei Qu, et al. Seed diffusion: A large-scale diffusion language model with high-speed inference. *arXiv preprint arXiv:2508.02193*, 2025.
- Hugo Touvron, Thibaut Lavril, Gautier Izacard, Xavier Martinet, Marie-Anne Lachaux, Timothée Lacroix, Baptiste Rozière, Naman Goyal, Eric Hambro, Faisal Azhar, et al. Llama: Open and efficient foundation language models. *arXiv preprint arXiv:2302.13971*, 2023.
- Maxim Kuznetsov Vladimir Vorobev. Chatgpt paraphrases dataset. 2023.
- Guanghan Wang, Yair Schiff, Subham Sekhar Sahoo, and Volodymyr Kuleshov. Remasking discrete diffusion models with inference-time scaling. *arXiv preprint arXiv:2503.00307*, 2025.
- Qingyan Wei, Yaojie Zhang, Zhiyuan Liu, Dongrui Liu, and Linfeng Zhang. Accelerating diffusion large language models with slowfast: The three golden principles. *arXiv preprint arXiv:2506.10848*, 2025.
- Chengyue Wu, Hao Zhang, Shuchen Xue, Zhijian Liu, Shizhe Diao, Ligeng Zhu, Ping Luo, Song Han, and Enze Xie. Fast-dllm: Training-free acceleration of diffusion llm by enabling kv cache and parallel decoding. *arXiv preprint arXiv:2505.22618*, 2025.
- An Yang, Baosong Yang, Beichen Zhang, Binyuan Hui, Bo Zheng, Bowen Yu, Chengyuan Li, Dayiheng Liu, Fei Huang, Haoran Wei, et al. Qwen2.5 technical report. *arXiv preprint arXiv:2412.15115*, 2024.
- An Yang, Anfeng Li, Baosong Yang, Beichen Zhang, Binyuan Hui, Bo Zheng, Bowen Yu, Chang Gao, Chengen Huang, Chenxu Lv, et al. Qwen3 technical report. *arXiv preprint arXiv:2505.09388*, 2025a.
- Ling Yang, Ye Tian, Bowen Li, Xinchen Zhang, Ke Shen, Yunhai Tong, and Mengdi Wang. Mmada: Multimodal large diffusion language models. *arXiv preprint arXiv:2505.15809*, 2025b.
- Jiacheng Ye, Jiahui Gao, Shansan Gong, Lin Zheng, Xin Jiang, Zhenguo Li, and Lingpeng Kong. Beyond autoregression: Discrete diffusion for complex reasoning and planning. In *The Thirteenth International Conference on Learning Representations*, 2025a. URL <https://openreview.net/forum?id=NRyGUzSPZz>.

Jiacheng Ye, Zhihui Xie, Lin Zheng, Jiahui Gao, Zirui Wu, Xin Jiang, Zhenguo Li, and Lingpeng Kong. Dream 7b, 2025b. URL <https://hkunlp.github.io/blog/2025/dream>.

Zebin You, Shen Nie, Xiaolu Zhang, Jun Hu, Jun Zhou, Zhiwu Lu, Ji-Rong Wen, and Chongxuan Li. Llada-v: Large language diffusion models with visual instruction tuning. *arXiv preprint arXiv:2505.16933*, 2025.

Tianyi Zhang, Varsha Kishore, Felix Wu, Kilian Q Weinberger, and Yoav Artzi. Bertscore: Evaluating text generation with bert. *arXiv preprint arXiv:1904.09675*, 2019.

Siyan Zhao, Devaansh Gupta, Qinqing Zheng, and Aditya Grover. d1: Scaling reasoning in diffusion large language models via reinforcement learning. *arXiv preprint arXiv:2504.12216*, 2025.

Fengqi Zhu, Rongzhen Wang, Shen Nie, Xiaolu Zhang, Chunwei Wu, Jun Hu, Jun Zhou, Jianfei Chen, Yankai Lin, Ji-Rong Wen, et al. Llada 1.5: Variance-reduced preference optimization for large language diffusion models. *arXiv preprint arXiv:2505.19223*, 2025.

Appendix

A Mathematical Proofs	15
A.1 Proof of Theorem 1	15
A.2 Proof of Theorem 2	15
A.3 Extended Version of Theorem 2	16
B Further Discussion on Related Work	17
B.1 Additional Unmasking Methods	17
B.2 Related Benchmarks	17
C Discrete Diffusion Strategies	18
D Benchmark Dataset Specifications and Evaluation Details	18
E Additional Experimental Results	21
E.1 Unmasking Strategies: Margin Top-k and Entropy Top-k	21
E.2 Factor-based Unmasking	22
E.3 Impact of KV Caching	22
E.4 Semi-autoregressive Decoding	23
F Additional Techniques	24
F.1 Impact of Fine-tuning	24
F.2 Chain-of-Thought (CoT) Prompting	24
F.3 Remasking Samplers: RCR and ReMDM	25
F.4 Discrete Diffusion with Uniform Transition Matrix	26
G Task Characterization	26
G.1 Characterizing Tasks by Parallelizability and Decoding Order	26
G.2 Speed vs. Quality Trade-off Analysis	27
H Failure Cases	27
I Comprehensive Experimental Results	28
I.1 Comparison with Large Language Models (LLMs)	28
I.2 Complete Benchmark Results	30

A MATHEMATICAL PROOFS

A.1 PROOF OF THEOREM 1

Proof. The T -step parallel decoding model is defined by the factorization:

$$P_\theta(Y|X) = \prod_{i=1}^T P_\theta(S_i|X, S_{<i}) \quad (6)$$

Similarly, we can decompose the true data distribution according to the partition $\{S_i\}_{i=1}^T$:

$$P_{\text{data}}(Y|X) = \prod_{i=1}^T P_{\text{data}}(S_i|X, S_{<i}) \quad (7)$$

Substituting these decompositions into the KL divergence formula, we get:

$$\begin{aligned} \mathcal{D}_{\text{KL}}(P_{\text{data}}(Y|X) \parallel P_\theta(Y|X)) \\ = \mathbb{E}_{P_{\text{data}}} \left[\log \frac{P_{\text{data}}(Y|X)}{P_\theta(Y|X)} \right] \end{aligned} \quad (8)$$

$$= \mathbb{E}_{P_{\text{data}}} \left[\log \frac{\prod_{i=1}^T P_{\text{data}}(S_i|X, S_{<i})}{\prod_{i=1}^T P_\theta(S_i|X, S_{<i})} \right] \quad (9)$$

$$= \sum_{i=1}^T \mathbb{E}_{P_{\text{data}}} \left[\log \frac{P_{\text{data}}(S_i|X, S_{<i})}{P_\theta(S_i|X, S_{<i})} \right] \quad (10)$$

$$= \sum_{i=1}^T \mathbb{E}_{S_{<i} \sim P_{\text{data}}} [\mathcal{D}_{\text{KL}}(P_{\text{data}}(S_i|X, S_{<i}) \parallel P_\theta(S_i|X, S_{<i}))] \quad (11)$$

At each step i , the model assumes conditional independence among the tokens in S_i given the context $(X, S_{<i})$, such that $P_\theta(S_i|X, S_{<i}) = \prod_{y_j \in S_i} P_\theta(y_j|X, S_{<i})$. Therefore, by applying Eq. (1) from Section 3, we have:

$$\mathcal{D}_{\text{KL}}(P_{\text{data}}(S_i|X, S_{<i}) \parallel P_\theta(S_i|X, S_{<i})) \geq \mathcal{C}(S_i|X, S_{<i}) \quad (12)$$

By substituting this lower bound back into our sum, we have:

$$\begin{aligned} \min_\theta \mathcal{D}_{\text{KL}}(P_{\text{data}}(Y|X) \parallel P_\theta(Y|X)) \\ = \min_\theta \sum_{i=1}^T \mathbb{E}_{S_{<i} \sim P_{\text{data}}} [\mathcal{D}_{\text{KL}}(P_{\text{data}}(S_i|X, S_{<i}) \parallel P_\theta(S_i|X, S_{<i}))] \end{aligned} \quad (13)$$

$$\geq \sum_{i=1}^T \mathbb{E}_{S_{<i} \sim P_{\text{data}}} [\min_{\theta_i} \mathcal{D}_{\text{KL}}(P_{\text{data}}(S_i|X, S_{<i}) \parallel P_{\theta_i}(S_i|X, S_{<i}))] \quad (14)$$

$$\geq \sum_{i=1}^T \mathbb{E}_{S_{<i} \sim P_{\text{data}}} [\mathcal{C}(S_i|X, S_{<i})] \quad (15)$$

This completes the proof. \square

A.2 PROOF OF THEOREM 2

Lemma 1 (Subadditivity of Conditional Total Correlation). *Let a set of random variables S be partitioned into two disjoint subsets A and B (i.e., $S = A \cup B$). For any conditioning context Z , the conditional total correlation of S is lower-bounded as follows:*

$$\mathcal{C}(S|Z) \geq \mathcal{C}(A|Z) + \mathbb{E}_{A \sim P_{\text{data}}(A|Z)} [\mathcal{C}(B|Z, A)] \quad (16)$$

Proof of Lemma 1. Using the definition of conditional total correlation ($\mathcal{C}(S|Z) = \sum_{y \in S} H(y|Z) - H(S|Z)$), we have:

$$\begin{aligned} & \mathcal{C}(A|Z) + \mathbb{E}_A[\mathcal{C}(B|Z, A)] \\ &= \sum_{y_a \in A} H(y_a|Z) - H(A|Z) + \sum_{y_b \in B} H(y_b|Z, A) - H(B|Z, A) \end{aligned} \quad (17)$$

$$\leq \sum_{y_a \in A} H(y_a|Z) - H(A|Z) + \sum_{y_b \in B} H(y_b|Z) - H(B|Z, A) \quad (\text{since } H(y_b|Z) \geq H(y_b|Z, A)) \quad (18)$$

$$= \left(\sum_{y_a \in A} H(y_a|Z) + \sum_{y_b \in B} H(y_b|Z) \right) - (H(A|Z) + H(B|Z, A)) \quad (19)$$

$$= \sum_{y \in S} H(y|Z) - H(A, B|Z) \quad (\text{by the chain rule of entropy}) \quad (20)$$

$$= \mathcal{C}(S|Z) \quad (21)$$

This completes the proof. \square

Proof of Theorem 2. Let $\{S_i^*\}_{i=1}^T$ be an optimal T -step partition that achieves the minimum error bound \mathcal{L}_T^* . We construct a $(T+1)$ -step partition $\{S_j'\}_{j=1}^{T+1}$ by splitting the last set of the optimal partition, S_T^* , into two non-empty, disjoint subsets A and B (i.e., $S_T^* = A \cup B$). The new partition is $\{S_1^*, \dots, S_{T-1}^*, A, B\}$, and we have:

$$\mathcal{L}_T^* = \mathcal{L}_T(\{S_i^*\}_{i=1}^T) \quad (22)$$

$$= \sum_{i=1}^{T-1} \mathbb{E}[\mathcal{C}(S_i^*|X, S_{<i}^*)] + \mathbb{E}[\mathcal{C}(S_T^*|X, S_{<T}^*)] \quad (23)$$

$$\geq \sum_{i=1}^{T-1} \mathbb{E}[\mathcal{C}(S_i^*|X, S_{<i}^*)] + \mathbb{E}[\mathcal{C}(A|X, S_{<T}^*)] + \mathbb{E}[\mathcal{C}(B|X, S_{<T}^*, A)] \quad (\text{by Lemma 1}) \quad (24)$$

$$= \mathcal{L}_{T+1}(\{S_j'\}_{j=1}^{T+1}) \quad (\text{by Theorem 1}) \quad (25)$$

$$\geq \min_{\{S_k\}_{k=1}^{T+1}} \mathcal{L}_{T+1}(\{S_k\}_{k=1}^{T+1}) \quad (26)$$

$$= \mathcal{L}_{T+1}^* \quad (27)$$

Thus, we have $\mathcal{L}_T^* \geq \mathcal{L}_{T+1}^*$. \square

A.3 EXTENDED VERSION OF THEOREM 2

Theorem 3 (Monotonicity of Error Bounds for Input-Dependent Partitions). *For any given input X , let $\mathcal{L}_T(\{S_i\}_{i=1}^T|X)$ be the error bound for a specific T -step partition $\{S_i\}_{i=1}^T$:*

$$\mathcal{L}_T(\{S_i\}_{i=1}^T|X) := \sum_{i=1}^T \mathbb{E}_{S_{<i} \sim P_{data}(\cdot|X)}[\mathcal{C}(S_i|X, S_{<i})] \quad (28)$$

The optimal T -step error bound, \mathcal{L}_T^ , is the expected value of the minimum error bound over all possible partitions for each input:*

$$\mathcal{L}_T^* := \mathbb{E}_{X \sim P_{data}} \left[\min_{\{S_i\}_{i=1}^T} \mathcal{L}_T(\{S_i\}_{i=1}^T|X) \right]$$

Then \mathcal{L}_T^ is monotonically decreasing with respect to the number of generation steps:*

$$\mathcal{L}_T^* \geq \mathcal{L}_{T+1}^* \quad (29)$$

Proof of Theorem 3. We begin by establishing a pointwise inequality for any single, arbitrary input x . Let us consider a special data distribution concentrated entirely on this single input x .

Applying the conclusion of Theorem 2 to this special case directly establishes the following relationship. The optimal T-step error for this distribution (which is simply the optimal error for the input x) is greater than or equal to the optimal (T+1)-step error:

$$\min_{\{S_i\}_{i=1}^T} \mathcal{L}_T(\{S_i\}_{i=1}^T | x) \geq \min_{\{S'_j\}_{j=1}^{T+1}} \mathcal{L}_{T+1}(\{S'_j\}_{j=1}^{T+1} | x) \quad (30)$$

Taking the expectation of this pointwise inequality Eq. (30) over the true data distribution $X \sim P_{\text{data}}$ directly yields the final result:

$$\mathcal{L}_T^* := \mathbb{E}_X \left[\min_{\{S_i\}_{i=1}^T} \mathcal{L}_T(\{S_i\}_{i=1}^T | X) \right] \geq \mathbb{E}_X \left[\min_{\{S'_j\}_{j=1}^{T+1}} \mathcal{L}_{T+1}(\{S'_j\}_{j=1}^{T+1} | X) \right] =: \mathcal{L}_{T+1}^*$$

Thus, we have $\mathcal{L}_T^* \geq \mathcal{L}_{T+1}^*$. \square

B FURTHER DISCUSSION ON RELATED WORK

B.1 ADDITIONAL UNMASKING METHODS

Recent work on Masked Diffusion Models (MDMs) has focused on optimizing the unmasking process to improve inference efficiency and generation quality. Besides the unmasking methods studied in this work, several additional methods target acceleration through parallel decoding. For instance, the EB-Sampler (Ben-Hamu et al., 2025) adaptively unmask the largest group of tokens whose cumulative entropy falls below a threshold, γ , achieving a $2\text{--}3\times$ speedup. Similarly, the Dilated Unmasking Scheduler (DUS) (Luxembourg et al., 2025) uses a deterministic, coarse-to-fine schedule to unmask non-adjacent tokens, reducing the number of denoiser calls within a block of size B from $\mathcal{O}(B)$ to $\mathcal{O}(\log B)$. The SlowFast Sampling (Wei et al., 2025) alternates between slow, exploratory phases and fast, parallel decoding phases, yielding up to a $15.6\times$ speedup. Other works focus on generation quality. The PC-Sampler (Huang et al., 2025), for example, corrects for biases in uncertainty-based sampling by using a composite score that combines a position-aware weight with a frequency-calibrated confidence score, improving performance by over 10%.

B.2 RELATED BENCHMARKS

To contextualize our work, we review several key benchmarks commonly used to evaluate the capabilities of LLMs across different domains.

GSM8K The Grade School Math 8K (GSM8K) dataset (Cobbe et al., 2021) is a prominent benchmark designed to assess the multi-step mathematical reasoning abilities of LLMs. It consists of thousands of grade-school-level word problems that require a sequence of logical steps and arithmetic operations to solve. The primary evaluation metric is final answer accuracy, where the model’s generated solution must exactly match the correct numerical result. Success on GSM8K is considered a strong indicator of a model’s capacity for complex, chain-of-thought reasoning.

HumanEval The HumanEval benchmark (Chen et al., 2021a) is a standard for evaluating the code generation capabilities of models. The task involves completing Python function bodies based on a given function signature and a descriptive docstring. The dataset contains 164 such programming challenges of varying difficulty. Performance is measured by functional correctness, typically using the $\text{pass}@k$ (Chen et al., 2021b) metric.

SAMSum The SAMSum dataset (Gliwa et al., 2019) is tailored for the task of abstractive summarization of natural, real-world dialogues. It contains short, informal conversations, requiring a model to produce a concise summary that captures the main points of the exchange. The standard evaluation protocol relies on the ROUGE score (Lin, 2004), which measures the n-gram overlap between the model-generated summary and one or more human-written reference summaries. While ROUGE is effective for assessing content overlap, our work diverges by focusing on the grammatical correctness and fluency of the generated summaries, aspects of quality not fully captured by lexical metrics.

ChatGPT-Paraphrases The ChatGPT-Paraphrases dataset (Vladimir Vorobev, 2023) is designed for evaluating a model’s ability to rephrase sentences while preserving their original semantic meaning. The dataset provides pairs of original sentences and their corresponding paraphrases. This benchmark is crucial for assessing a model’s fine-grained understanding of language and its capacity for fluent and diverse text generation, which are core skills for sophisticated natural language processing applications. While standard evaluations for this task often rely on semantic similarity metrics, our approach is different. Similar to SAMSum, we are primarily interested in the grammatical evaluation of the output.

C DISCRETE DIFFUSION STRATEGIES

In discrete diffusion, a common strategy is the absorbing state approach, also known as masked diffusion. This method corrupts data by progressively replacing original tokens with a single, special [MASK] token. The key advantage of this technique lies in its reverse process. The model’s task is simplified to “filling in the blanks” at known [MASK] locations, which provides a very direct and clear learning signal. This is the primary approach used by many prominent open-source models, such as LLaDA (Nie et al., 2025) and Dream (Ye et al., 2025b).

In contrast, the uniform transition approach corrupts data differently. Instead of using a special token, it substitutes an existing token with any other token from the vocabulary, with each possibility having an equal probability of occurrence. This method gradually transforms the input into a sequence of purely random tokens. Consequently, the reverse process is more complex: the model must predict the original token from a noisy, corrupted one, rather than from a designated blank slate. Some recent models, including SEDD (Lou et al., 2024), have explored this uniform approach.

D BENCHMARK DATASET SPECIFICATIONS AND EVALUATION DETAILS

Table 2: Benchmark Tasks and Evaluation Metrics of PARALLEL BENCH

Category	Task	#Samples	Metric
Waiting Line (one-shot)	Copy	100	Accuracy
	Sort	100	Accuracy
	Reverse	100	Accuracy
	Shuffle	100	Accuracy
	Replace Index	100	Accuracy
	Replace Random	100	Accuracy
	Insert Index	100	Accuracy
	Insert Random	100	Accuracy
	Remove Index	100	Accuracy
	Remove Random	100	Accuracy
Text Writing (zero-shot)	Summarization	100	Grammar, Rouge-L
	Paraphrasing	100	Grammar, BERTScore, (1 - BLEU)
	Words-to-Sentence (easy)	100	Grammar, Accuracy
	Words-to-Sentence (medium)	100	Grammar, Accuracy
	Words-to-Sentence (hard)	100	Grammar, Accuracy
Puzzle (one-shot)	Latin Square (4x4)	100	Accuracy
	Sudoku (4x4)	108	Accuracy

Table 2 provides a comprehensive overview of PARALLEL BENCH. We omit the synthetic list operations from this discussion, as their setup is analogous to the *Waiting Line* tasks. Example prompts and corresponding answers for each task are presented in Table 3.

Evaluation Details For the *Waiting Line* and *Puzzle* tasks, which are relatively unfamiliar to the models, we employ one-shot prompting. In this setting, the model is first presented with a complete example (a prompt and its corresponding solution) before being given the actual test prompt. In contrast, for *Text Writing* tasks, we use standard zero-shot prompting.

All models are evaluated using greedy decoding, with the exception of infilling tasks, for which we use temperature sampling with a temperature of 1.0. The maximum number of generated tokens is set to 32 for *Waiting Line* and 64 for both *Puzzle* and *Text Writing*.

Evaluation Metrics For the *Waiting Line* and *Puzzle* tasks, we use accuracy, defined as a binary score indicating whether the generated output exactly matches one of the valid solutions. For the *Text Writing* benchmarks, we employ several scores consisting of a base grammar score and task-specific metrics. The grammar score, evaluated using the tool from Morris (2025), is 1 for grammatically correct outputs and 0 otherwise. The task-specific metrics are as follows: For *Summarization*, we report ROUGE-L (Lin, 2004) against a reference summary. For *Paraphrasing*, we measure both semantic similarity using BERTScore (Zhang et al., 2019) and lexical diversity using $1 - \text{BLEU}$ (Papineni et al., 2002) to penalize outputs that are too close to the original sentence. For *Words-to-Sentence*, we use an inclusion accuracy metric that verifies if all requested words are present in the generated sentence. For simplicity, we primarily report the grammar score in the main body of the paper. A comprehensive breakdown of all metrics is available in Section I.1.

Dataset Generation The tasks for our benchmark were sourced and generated as follows. For *Waiting Line*, we created lists by randomly sampling from a predefined list of first and last names, which were generated with Gemini 2.5 Pro (Google Deepmind, 2025). For *Latin Square*, we generated prompts requesting the creation of Latin squares of size 4x4 with random symbols. For *Sudoku*, we used the existing dataset from Ye et al. (2025b). For *Summarization* and *Paraphrasing*, we utilized 100 examples of the existing SAMSum (Gliwa et al., 2019) and Vladimir Vorobev (2023) benchmarks, respectively. Finally, for *Words-to-Sentence*, we used Gemini 2.5 Pro to generate word sets of four words at three difficulty levels: easy (simple, semantically aligned words), medium (more complex but aligned words), and hard (complex words that are challenging to connect meaningfully).

Table 3: Benchmark Prompts and Examples. Bold indicates the input part of the prompt.

Task	Prompt	Example Answer
Copy	You are managing a waiting line at a customer service desk. You need to record the following people in the order they arrived: [“Billy Ramos”, “Alan Wells”, “Grace Wright”] Please copy the list exactly and provide only the final list.	[“Billy Ramos”, “Alan Wells”, “Grace Wright”]
Sort	You are managing a waiting line at a customer service desk. The following people should be organized alphabetically by last name for efficient processing: [“David Lewis”, “Patrick Tran”, “Sean Diaz”] Please sort the list in alphabetical order and provide only the final list.	[“David Lewis”, “Patrick Tran”, “Sean Diaz”]
Reverse	You are managing a waiting line at a customer service desk. The previous staff member put the waiting line in the wrong order. Please reverse the order of the following people in the waiting line to correct it: [“Mark Richardson”, “Kevin Martinez”, “Henry Young”] Please reverse the order of the list and provide only the final list.	[“Henry Young”, “Kevin Martinez”, “Mark Richardson”]
Shuffle	You are managing a waiting line at a customer service desk. The waiting line should be randomly shuffled to ensure fair service distribution: [“Paul Payne”, “Robert Riley”, “Peter Stone”] Please randomly shuffle the list and provide only the final list. Ensure the sequence is different from the original.	[“Robert Riley”, “Paul Payne”, “Peter Stone”]

Task	Prompt	Example Answer
Replace Index	You are managing a waiting line at a customer service desk. The person at position 0 must be replaced with “Henry Warren” : [“Patrick Morgan” , “Eric King” , “Joe Reed”] Please replace the person at the specified position with “Henry Warren” and provide only the final list.	[“Henry Warren” , “Eric King” , “Joe Reed”]
Replace Random	You are managing a waiting line at a customer service desk. One person in the waiting line must be replaced with “Juan Torres” : [“David Owens” , “Kelly Payne” , “Aaron Freeman”] Please replace one random person with “Juan Torres” and provide only the final list.	[“David Owens” , “Kelly Payne” , “Juan Torres”]
Insert Index	You are managing a waiting line at a customer service desk. A new person “Aaron Stewart” is inserted into the line at position 2 : [“Charlotte Chavez” , “Grace Baker” , “Keith Cooper”] Please put the new person at the specified position and provide only the final list.	[“Charlotte Chavez” , “Grace Baker” , “Aaron Stewart” , “Keith Cooper”]
Insert Random	You are managing a waiting line at a customer service desk. A new person “Justin McDonald” is inserted into the line at a random position: [“Johnny Sullivan” , “Ryan Baker” , “Juan Wilson”] Please put the new person in the random position and provide only the final list.	[“Justin McDonald” , “Johnny Sullivan” , “Ryan Baker” , “Juan Wilson”]
Remove Index	You are managing a waiting line at a customer service desk. The person at position 2 has left the waiting line: [“Sarah Robertson” , “Maria Mitchell” , “Donald Hughes”] Please remove the person at the specified position and provide only the final list.	[“Sarah Robertson” , “Maria Mitchell”]
Remove Random	You are managing a waiting line at a customer service desk. One person has left the waiting line: [“Karen Kim” , “Jerry Hall” , “Jose Marshall”] Please remove a random person and provide only the final list.	[“Jerry Hall” , “Jose Marshall”]
Summarization	Summarize the following conversation. Only output the final result. Steve: Bought the new Dream Theater album 5 minutes ago. I hope it’s good. Rob: I have it here on my desk, ready for the first listening. Steve: Ok, I’ll tell you later what I think about it. Rob: Same here. See you later! Summary:	Steve and Rob will talk about new Dream Theater album, after they finish listening.
Paraphrasing	Paraphrase the following sentence. Only output the final result. Sentence: Any idea of what sweater this is? Paraphrase:	Can you identify this sweater?
Words-to-Sentence (easy)	Construct a single, coherent sentence using the words dog, park, ball, and throw .	I love to throw the ball for my dog at the park.
Words-to-Sentence (medium)	Construct a single, coherent sentence using the words apple, river, table, and happy .	I was so happy to sit at the table by the river and eat a crisp apple.
Words-to-Sentence (hard)	Construct a single, coherent sentence using the words algorithm, river, symphony, and moss .	The growth of the moss along the river bank seemed to follow a natural algorithm, a quiet symphony of life unfolding.

Task	Prompt	Example Answer
Latin Square (4x4)	Generate a Latin square of size 3 with the symbols [H , 4 , C , A]. Only output the final result as CSV.	H,4,A,C 4,C,H,A C,A,4,H A,H,C,4
Sudoku (4x4)	Fill the positions where the values are 0 in a 4x4 grid with digits 1-4 so that each column, each row, and each of the four 2x2 subgrids that compose the grid contains all of the digits from 1 to 4. Input: 0042 2031 4023 3214 Output:	1342 2431 4123 3214

E ADDITIONAL EXPERIMENTAL RESULTS

E.1 UNMASKING STRATEGIES: MARGIN TOP-K AND ENTROPY TOP-K

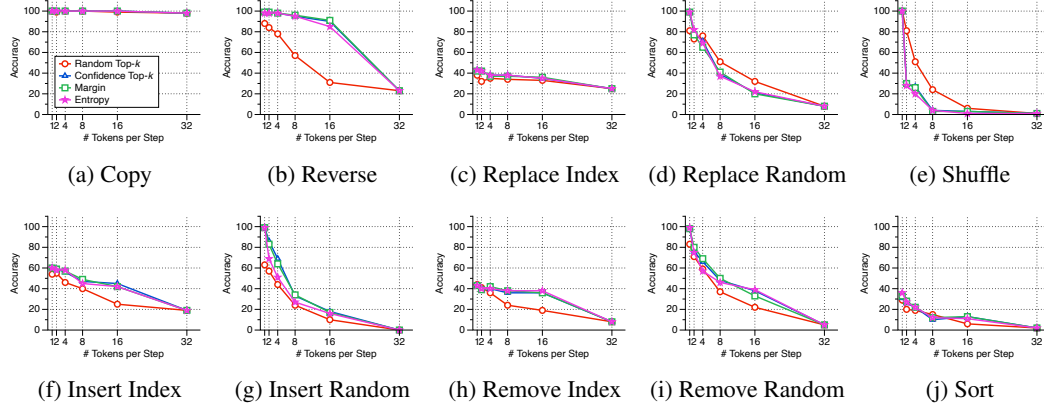


Figure 9: Full *Waiting Line* ($n = 3, 4, 5, 6$) results using LLaDA 1.5 (Zhu et al., 2025) with *Margin Top-k* and *Entropy Top-k*.

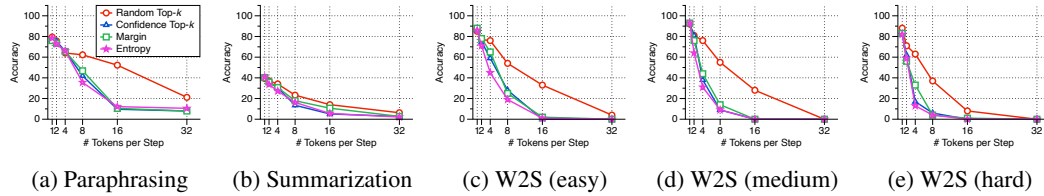


Figure 10: Full *Text Writing* results using LLaDA 1.5 (Zhu et al., 2025) with *Margin Top-k* and *Entropy Top-k*.

Recently, two alternatives to confidence-based unmasking have been proposed: *Margin Top-k* (Kim et al., 2025) and *Entropy Top-k* (Ye et al., 2025b). These methods function similarly by iteratively revealing tokens but employ different metrics to quantify model uncertainty.

Margin Top-k calculates the score as the difference between the probabilities of the two most likely token candidates, p_1 and p_2 . The margin, $m = p_1 - p_2$, is large when the model is highly confident in a single token, and small when there is ambiguity between the top candidates.

Entropy Top-k, in contrast, uses the Shannon entropy of the entire output probability distribution to measure uncertainty. A low entropy value signifies a peaked, high-confidence distribution, whereas a high entropy value indicates a more uniform and uncertain distribution.

We compare both approaches against *Confidence Top-k* in Fig. 9 and Fig. 10 to evaluate their relative performance. In our experiments, *Margin Top-k* and *Entropy Top-k* yield perform similarly to *Confidence Top-k*.

E.2 FACTOR-BASED UNMASKING

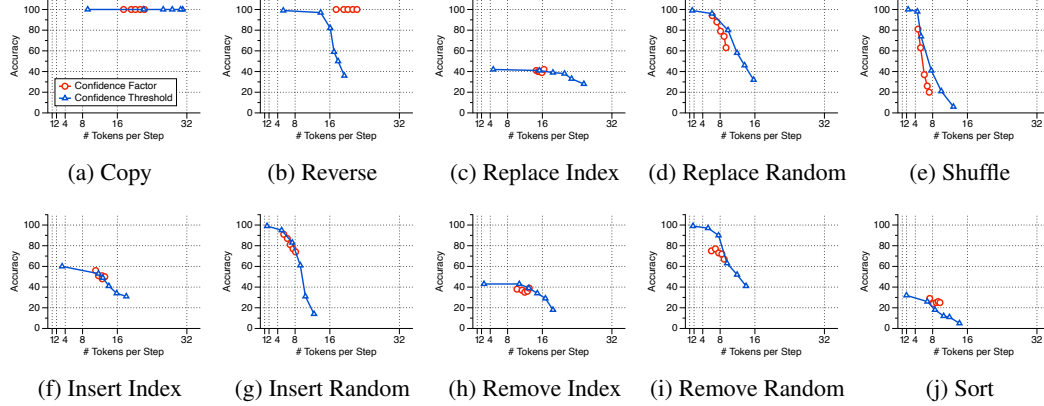


Figure 11: Full *Waiting Line* ($n = 3, 4, 5, 6$) results using LLaDA 1.5 (Zhu et al., 2025) with *Factor-based* unmasking.

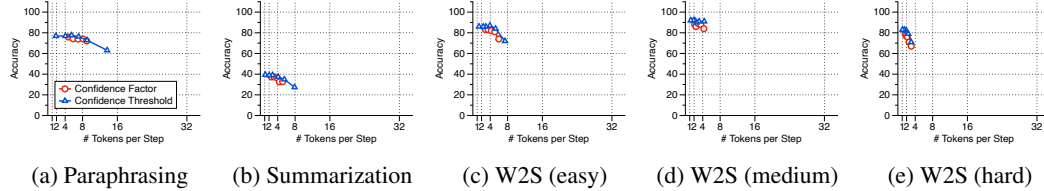


Figure 12: Full *Text Writing* results using LLaDA 1.5 (Zhu et al., 2025) with *Factor-based* unmasking.

Factor-based unmasking (Wu et al., 2025) is an adaptive method for determining how many tokens to decode in parallel during inference. After calculating the confidence scores for potential next tokens, the scores are sorted in descending order. The strategy then selects the largest number of tokens, n , that satisfies the condition:

$$(n + 1)(1 - c(n)) < f$$

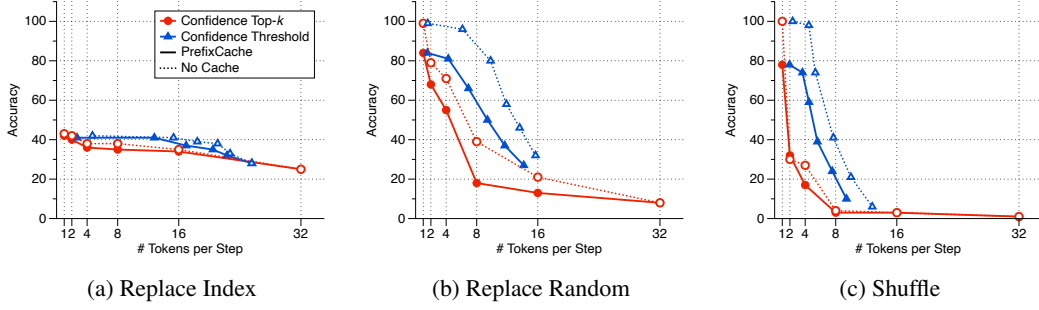
Here, $c(n)$ represents the confidence of the n -th token in the sorted list, and f is a predefined hyperparameter.

In contrast to *Threshold-based* unmasking, which accepts any token whose individual confidence exceeds a fixed value τ , *Factor-based* is dynamic. It evaluates tokens as a group, allowing the degree of parallelism to increase when the model is highly confident and decrease when it is not.

In Fig. 11 and Fig. 12 we compare *Factor-based* unmasking with *Threshold-based* unmasking with the following values for $f \in \{0.7, 1.0, 1.3, 1.6, 1.9\}$. The results show that *Factor-based* unmasking follows a similar trend compared to *Threshold-based* unmasking. However, it has a narrower range of the number of tokens per step in general.

E.3 IMPACT OF KV CACHING

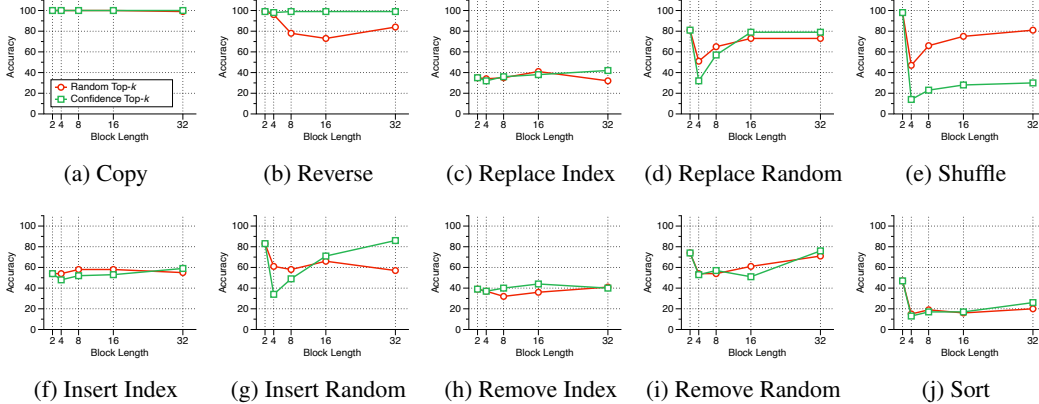
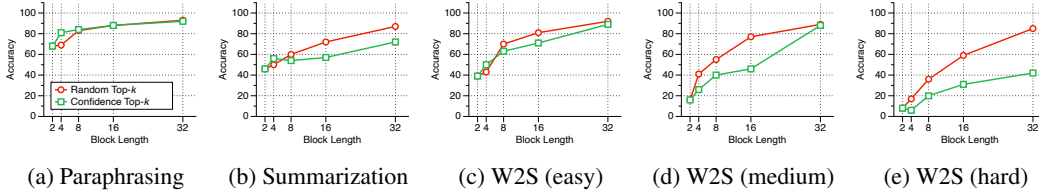
Unlike autoregressive LLMs, dLLMs cannot effectively utilize KV cache, causing significant latency at each timestep. Recent training-free KV cache methods (Wu et al., 2025) claim dramatic speedups with minimal accuracy loss on benchmarks like GSM8K (Cobbe et al., 2021) and HumanEval (Chen et al., 2021a). In Fig. 13 we evaluate whether PrefixCache from Fast-dLLM (Wu et al., 2025), maintains effectiveness on PARALLEL BENCH under parallel decoding. The results show that caching decreased accuracy in general. Nevertheless it maintains a similar trend to no caching where parallel decoding decreases performance. Complete results for PrefixCache are in Fig. 25.

Figure 13: Fast-dLLM results on *Replace Index*, *Replace Random*, and *Shuffle* using PrefixCache.

E.4 SEMI-AUTOREGRESSIVE DECODING

Semi-autoregressive decoding partitions the input sequence into blocks of equal length. These blocks are processed sequentially from left to right, while the tokens within each individual block are decoded in parallel. In the edge case where the block length is one, this process becomes equivalent to standard autoregressive decoding, generating a single token at a time. We investigate the impact of varying block lengths on performance for several unmasking methods, fixing the number of tokens decoded in parallel to $k = 2$ (Figs. 14 and 15).

In *Text Writing* tasks, performance improves as block length increases. This suggests that global dependencies are crucial for grammatical correctness, whereas smaller blocks often lead to errors and lower scores. Conversely, the *Waiting Line* tasks show an opposite trend. Here, left-to-right (decoding length 2) enhances performance by leveraging local dependencies to better match formatting tokens with the surrounding content.

Figure 14: Full *Waiting Line* ($n = 3, 4, 5, 6$) results using LLaDA 1.5 (Zhu et al., 2025) with semi-autoregressive decoding ($k = 2$).Figure 15: Full *Text Writing* results using LLaDA 1.5 (Zhu et al., 2025) with semi-autoregressive decoding ($k = 2$).

F ADDITIONAL TECHNIQUES

F.1 IMPACT OF FINE-TUNING

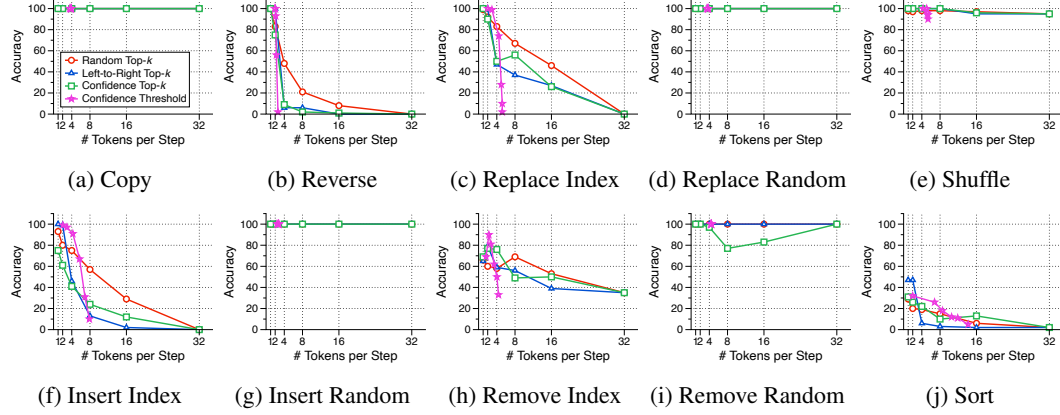


Figure 16: Full *Waiting Line* ($n = 3, 4, 5, 6$) results using fine-tuned LLaDA 1.5 (Zhu et al., 2025).

We fine-tuned the LLaDA 1.5 model on each task separately. For each task, we generated a distinct training set of 20,000 examples and a validation set of 5,000 examples. The model was trained for 10 epochs using the AdamW optimizer with a batch size of 32, a learning rate of 1×10^{-5} , a warmup rate of 0.05, and a cosine scheduler. We employed LoRA (Hu et al., 2022) for efficient training, configured with $r = 128$, $\alpha = 256$, and applied it exclusively to query, key, and value projection layers, with a dropout rate of 0.05. All experiments were conducted on one A100 GPU, taking approximately two hours to complete. As detailed in Fig. 16, fine-tuning improved overall performance but was insufficient to overcome tasks inherently challenging for parallel decoding, such as *Shuffle* and *Insert/Remove/Replace Random*.

F.2 CHAIN-OF-THOUGHT (CoT) PROMPTING

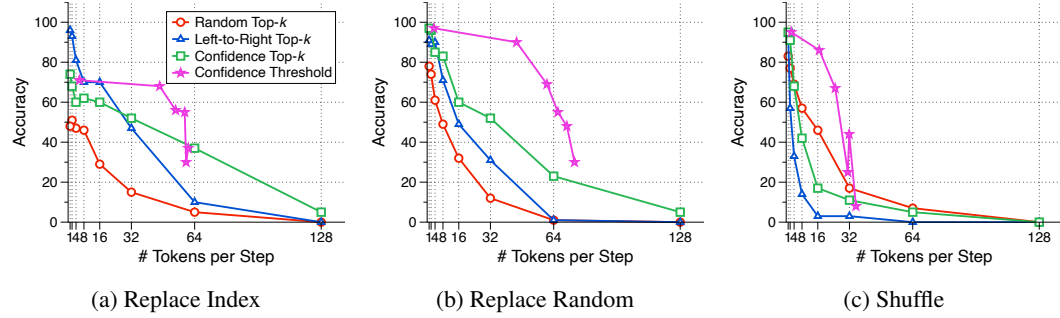


Figure 17: One-shot CoT results on *Replace Index*, *Replace Random*, and *Shuffle*. The one-shot examples for each sample are generated by GPT-4.1 Mini (OpenAI, 2025).

To investigate the impact of explicit reasoning on LLaDA 1.5’s performance on the *Waiting Line* tasks, we tested Chain-of-Thought (CoT) prompting. The one-shot examples were generated using OpenAI’s GPT-4.1-mini-2025-04-14 API (OpenAI, 2025).

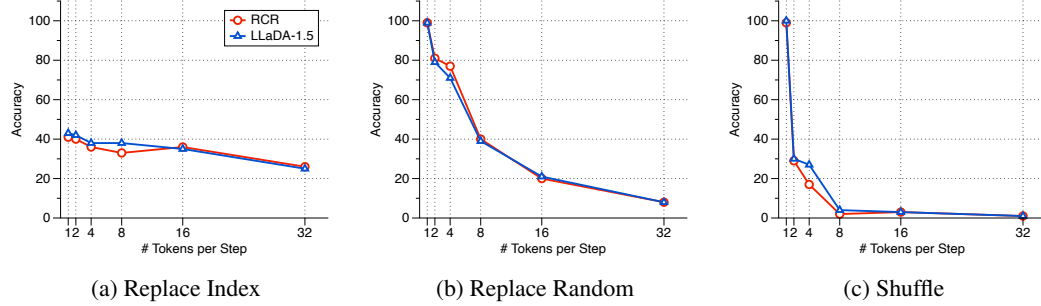
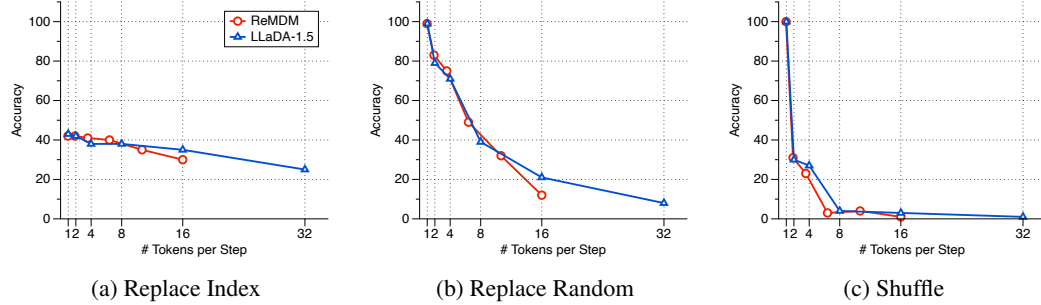
The output token limit was increased from 32 to 256 to accommodate the verbose, multi-step nature of the CoT outputs. Our prompt was structured to include the trigger phrase, “Think step by step and give your final answer at the end as ‘The answer is: {answer}’.” after the user’s question. The full prompt template is shown in Table 4.

As shown in Fig. 17, Chain-of-Thought (CoT) improves performance, especially for parallel decoding, but at the cost of a higher token count.

Table 4: An example of an one-shot example for *Shuffle* (CoT) generated with GPT-4.1 Mini (OpenAI, 2025).

Question	<p>You are managing a waiting line at a customer service desk.</p> <p>The waiting line should be randomly shuffled to ensure fair service distribution: ["Thomas Holmes", "Keith Ramos", "Victoria Collins", "Roger Hughes", "Austin Dunn"].</p> <p>Please randomly shuffle the list. Ensure the sequence is different from the original.</p> <p>Think step by step and give your final answer at the end as 'The answer is: {answer}'.</p>
Response	<p>Step 1: Identify the original list: ["Thomas Holmes", "Keith Ramos", "Victoria Collins", "Roger Hughes", "Austin Dunn"]</p> <p>Step 2: Randomly shuffle the list ensuring the new sequence is different from the original. One possible shuffled sequence could be: ["Austin Dunn", "Victoria Collins", "Roger Hughes", "Thomas Holmes", "Keith Ramos"]</p> <p>Step 3: Verify the shuffled list is different from the original: Original first element: "Thomas Holmes" Shuffled first element: "Austin Dunn" They are different, so the shuffle is valid.</p> <p>The answer is: ["Austin Dunn", "Victoria Collins", "Roger Hughes", "Thomas Holmes", "Keith Ramos"]</p>

F.3 REMASKING SAMPLERS: RCR AND ReMDM

Figure 18: RCR (He et al., 2025) results on *Replace Index*, *Replace Random*, and *Shuffle*.Figure 19: ReMDM (Wang et al., 2025) results on *Replace Index*, *Replace Random*, and *Shuffle*.

We evaluated two training-free decoding strategies that allow for token revision: Running Confidence Remasking (RCR) (He et al., 2025) and Remasking Diffusion Model (ReMDM) (Wang et al., 2025), using their official codebases. RCR works by tracking the running maximum confidence for each position over time and continuously remasking tokens that remain uncertain. In contrast, ReMDM performs n revision steps when most of the output is generated, targeting the k tokens with the lowest confidence. For our experiments with ReMDM, we set $k = 1$ for simplicity and tested

various values for n . We found that a single revision step ($n = 1$) achieved optimal performance, with no further improvements observed from additional steps.

In our experiments (Figs. 18 and 19), we notice no significant improvements from RCR or ReMDM.

F.4 DISCRETE DIFFUSION WITH UNIFORM TRANSITION MATRIX

This section evaluates two variants of the 90-million-parameter SEDD model (Lou et al., 2024): absorb and uniform. For the absorb variant, we employed the publicly available pre-trained model³. For the uniform variant, we pre-trained the model from scratch on the OpenWebText dataset (Gokaslan et al., 2019). The pre-training process required 24 hours on eight A100 GPUs.

Subsequently, both variants were fine-tuned on each task. We trained for 32 epochs using the AdamW optimizer with a batch size of 64, a learning rate of 3×10^{-4} , and a cosine scheduler with a 0.25 warmup ratio. Each fine-tuning run was conducted on a single A100 GPU and completed in approximately one hour.

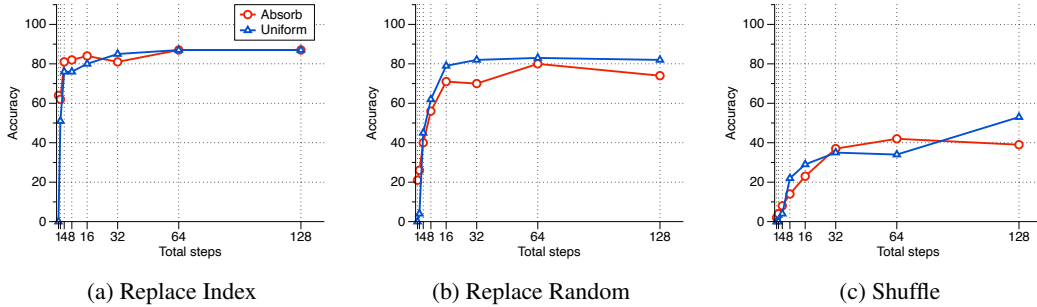


Figure 20: SEDD (Lou et al., 2024) results on *Replace Index*, *Replace Random*, and *Shuffle*.

G TASK CHARACTERIZATION

G.1 CHARACTERIZING TASKS BY PARALLELIZABILITY AND DECODING ORDER

We analyze how the unmasking order and the degree of parallel token decoding influence downstream scores for each task in our benchmark (Fig. 6). We plot the tasks in a 2D scatter plot where the x-axis represents parallelizability and the y-axis represents the benefit from different decoding orders. Tasks on the right are harder to parallelize than those on the left. Tasks on the top benefit from a semi-autoregressive order, while those on the bottom perform better with any-order decoding. The results are averaged over the LLaDA 1.5 and Dream 7B models and across four unmasking strategies: *Random Top-k*, *Confidence Top-k*, *Margin Top-k*, and *Entropy Top-k*.

To define the x-axis (parallelizability), we evaluate the model with an increasing number of parallel tokens, k , while using a full any-order decoding scheme. We then compute a metric representing the point at which performance begins to drop. This metric is the center of mass of the scores, calculated as $\frac{\sum_k (k \cdot \text{score}_k)}{\sum_k \text{score}_k}$. A smaller value on the x-axis therefore indicates that the task is harder to parallelize. We observe that the *Shuffle* task is the most difficult to parallelize. *Words-to-Sentence* is also challenging, as the model must successfully connect words and insert appropriate connecting language while maintaining grammatical correctness. Interestingly, the *Latin Square* task is harder to parallelize than *Sudoku*, potentially because multiple valid solutions exist, forcing the model to commit to one solution during generation. Similarly, *Insert Random* proves harder to parallelize than *Insert Index*.

To define the y-axis (influence of decoding order), we analyze how semi-autoregressive decoding affects performance. We fix the number of parallel tokens to $k = 2$ and evaluate the downstream metric for various block lengths. We then fit a line to these scores and use its slope as our metric. A positive slope indicates that performance increases as the block length decreases (enforcing a

³<https://github.com/louaaron/Score-Entropy-Discrete-Diffusion>

more autoregressive process), while a negative slope indicates that larger blocks or fully any-order decoding is preferable. Our results show that most tasks have a negative value, suggesting that the models generally prefer any-order decoding. Text generation tasks, in particular, fall into this category.

We also included two existing benchmarks, GSM8K (Cobbe et al., 2021) and HumanEval (Chen et al., 2021a), in our analysis. Both tasks appear on the left side of the plot, indicating that models can solve them in a more parallel fashion. This finding underlines the need for more challenging benchmarks like the proposed PARALLEL BENCH to properly test the capabilities of dLLMs.

G.2 SPEED VS. QUALITY TRADE-OFF ANALYSIS

Figure 7 illustrates the trade-off between the number of tokens decoded in parallel and the resulting downstream accuracy for each unmasking method. For our experiments, we utilized the LLaDA 1.5 model (Zhu et al., 2025). The accuracy is averaged over 10 benchmark tasks, which include five *Waiting Line* tasks (*Copy*, *Reverse*, *Shuffle*, *Replace Index*, and *Replace Random*) and all *Text Editing* and *Puzzle* tasks.

The oracle performance, marked by a star in the plot, represents an empirical upper bound. To compute this, we employ the *Confidence Threshold* method. For each sample, we identify the minimum threshold (equivalent to the minimum number of total performed steps) that achieves the best possible accuracy. We then average the accuracy and number of steps of these optimal thresholds across all samples and tasks. This simulates a hypothetical unmasking strategy that knows in advance the precise minimum effort required to solve each task perfectly.

The results indicate that for *Top-k* unmasking methods, accuracy degrades rapidly as the number of tokens per step increases. *Confidence Threshold*, on the other hand, exhibits a much more favorable curve, where the drop-off in accuracy occurs at a significantly higher number of parallel tokens. Nevertheless, a substantial gap remains when compared to the oracle. While all methods perform comparably when unmasking a single token per step, the oracle maintains high accuracy at a far greater decoding parallelism. This suggests that, in theory, unmasking could be performed much faster without sacrificing accuracy if a more effective sampling method were available.

H FAILURE CASES

We present several failure cases observed when using LLaDA 1.5 (Zhu et al., 2025) with *Confidence Top-k* ($k = 2$). These examples highlight specific weaknesses inherent to parallel decoding.

Incorrect Swapping of Names in *Waiting Line (Shuffle)*

Input: ["Jack Burns", "Jessica Martin", "Tyler Lopez"]

Model Output: ["Jessica Lopez", "Jack Burns", "Tyler Martin"]

Analysis: The model incorrectly swaps the first and last names of two persons. This flaw highlights the risk of the conditional independence assumption in dLLMs.

Word Repetition in *Summarization*

Input: "Summarize the following conversation. [...] Daniel: Cool."

Model Output: "Missy gets out of work at 6 pm and she drinks drinks after dinner."

Analysis: The model incorrectly repeats the word "drinks." This is a common artifact in parallel decoding, where the lack of one-by-one conditioning can cause the model to generate the same token in adjacent positions.

Grammatical Error in *Paraphrasing*

Input: "Paraphrase the sentence: 'How do I deal with a rude student?'"

Model Output: "What strategies can I use to handle an disrespectful student?"

Analysis: The output contains a grammatical error in “an disrespectful”. This demonstrates that the model fails to enforce local syntactic rules, as the choice of article depends on the subsequent token, a dependency that is weakened in a parallel generation scheme.

Grammatical Error in *Words-to-Sentence*

Input: “Construct a single, coherent sentence using the words ball, bridge, elephant, and open.”

Model Output: “The elephant walked across the the old bridge, looking carrying an open ball.”

Analysis: The generated sentence is syntactically flawed, due to both a duplicated article (“the the”) and a wrong verb sequence (“looking carrying”). This failure to form a coherent clause underscores the difficulty parallel decoding has in maintaining long-range grammatical structure.

I COMPREHENSIVE EXPERIMENTAL RESULTS

I.1 COMPARISON WITH LARGE LANGUAGE MODELS (LLMs)

Tables 5 to 7 present a performance comparison between open-source dLLMs, a closed-source dLLM Mercury (Inception Labs et al., 2025), and several popular autoregressive LLMs, including Qwen (Yang et al., 2024; 2025a), Llama (Grattafiori et al., 2024), and Claude Haiku 3.5 (Anthropic, 2024). To create a more challenging benchmark for this comparison, we increased the list length of the *Waiting Line* task to $n = 15$ with 128 output tokens. For the open-source dLLMs, we set the number of tokens decoded in parallel to $k = 2$ and did not use semi-autoregressive decoding. In contrast, we had no control over Mercury’s parallel decoding settings, which we assume are handled internally.

The results indicate that even a commercial model like Mercury cannot achieve a perfect score on *Shuffle*, yet it successfully solves *Reverse* with 100% accuracy. Furthermore, the relatively simple task of producing a *Latin Square* proved rather challenging for Mercury, whereas it was easier for most LLMs that decode tokens one by one. Nevertheless, Mercury exceeds or matches the performance of open-source models on most tasks.

Table 5: Benchmark results for *Waiting Line*.

Model / Dataset	Waiting Line									
	Copy	Sort	Rev.	Shuff.	Ins. Ind.	Ins. Rand.	Rem. Ind.	Rem. Rand.	Rep. Ind.	Rep. Rand.
LLaDA (Nie et al., 2025)	100.0	0.0	97.0	21.0	14.0	85.0	18.0	<u>82.0</u>	15.0	58.0
LLaDA 1.5 (Zhu et al., 2025)	100.0	0.0	99.0	18.0	14.0	86.0	21.0	77.0	15.0	70.0
Dream 7B (Ye et al., 2025b)	100.0	0.0	91.0	<u>87.0</u>	<u>27.0</u>	81.0	32.0	62.0	<u>27.0</u>	99.0
DiffuCoder (Gong et al., 2025)	<u>58.0</u>	0.0	28.0	32.0	9.0	51.0	10.0	35.0	19.0	57.0
Mercury (Inception Labs et al., 2025)	100.0	0.0	100.0	92.0	63.0	95.0	15.0	90.0	28.0	<u>98.0</u>
Qwen2.5 3B (Yang et al., 2024)	100.0	0.0	4.0	10.0	39.0	<u>96.0</u>	19.0	72.0	19.0	53.0
Qwen2.5 7B (Yang et al., 2024)	100.0	1.0	65.0	85.0	39.0	100.0	11.0	<u>73.0</u>	16.0	88.0
Qwen3 4B (Yang et al., 2025a)	100.0	0.0	75.0	<u>97.0</u>	77.0	89.0	43.0	47.0	67.0	<u>92.0</u>
Llama 3.1 8B (Grattafiori et al., 2024)	100.0	64.0	100.0	96.0	<u>50.0</u>	93.0	22.0	63.0	23.0	88.0
Llama 3.2 3B (Grattafiori et al., 2024)	100.0	<u>30.0</u>	<u>83.0</u>	92.0	20.0	35.0	17.0	64.0	13.0	70.0
Claude Haiku 3.5 (Anthropic, 2024)	100.0	5.0	100.0	100.0	31.0	100.0	<u>29.0</u>	100.0	<u>32.0</u>	100.0

Table 6: Benchmark results for *Text Writing*.

Model / Dataset	Text Writing										
	Paraphrasing			Summarization		W2S (easy)		W2S (medium)		W2S (hard)	
	Grammar	BERT	1-BLEU	Grammar	ROUGE-L	Grammar	Acc.	Grammar	Acc.	Grammar	Acc.
LLaDA (Nie et al., 2025)	96.0	95.2	82.1	85.0	43.2	86.0	80.0	92.0	90.0	<u>73.0</u>	82.0
LLaDA 1.5 (Zhu et al., 2025)	95.0	95.2	83.4	77.0	<u>42.9</u>	<u>89.0</u>	83.0	88.0	<u>92.0</u>	72.0	84.0
Dream 7B (Ye et al., 2025b)	91.0	93.5	52.5	<u>85.0</u>	40.3	<u>89.0</u>	61.0	75.0	75.0	56.0	<u>83.0</u>
DiffuCoder (Gong et al., 2025)	86.0	<u>94.2</u>	54.7	78.0	41.9	87.0	53.0	87.0	72.0	<u>73.0</u>	59.0
Mercury (Inception Labs et al., 2025)	98.0	95.2	84.4	93.0	31.1	99.0	<u>80.0</u>	100.0	94.0	99.0	84.0
Qwen2.5 3B (Yang et al., 2024)	100.0	94.7	84.8	95.0	38.2	<u>99.0</u>	54.0	99.0	80.0	96.0	73.0
Qwen2.5 7B (Yang et al., 2024)	<u>99.0</u>	95.5	83.5	<u>97.0</u>	<u>38.9</u>	<u>99.0</u>	71.0	95.0	82.0	<u>98.0</u>	75.0
Qwen3 4B (Yang et al., 2025a)	98.0	<u>94.9</u>	86.2	93.0	34.8	97.0	78.0	95.0	81.0	99.0	<u>86.0</u>
Llama 3.1 8B (Grattafiori et al., 2024)	<u>99.0</u>	93.3	<u>92.0</u>	<u>97.0</u>	39.4	97.0	<u>92.0</u>	96.0	98.0	99.0	90.0
Llama 3.2 3B (Grattafiori et al., 2024)	<u>99.0</u>	92.9	88.8	<u>97.0</u>	36.4	98.0	75.0	96.0	94.0	99.0	70.0
Claude Haiku 3.5 (Anthropic, 2024)	<u>99.0</u>	92.3	96.2	99.0	34.3	100.0	93.0	<u>98.0</u>	<u>97.0</u>	99.0	84.0

Table 7: Benchmark results for *Puzzle*.

Model / Dataset	Puzzle	
	Sudoku	Latin Square
LLaDA (Nie et al., 2025)	14.8	<u>36.0</u>
LLaDA 1.5 (Zhu et al., 2025)	<u>30.6</u>	35.3
Dream 7B (Ye et al., 2025b)	95.4	34.7
DiffuCoder (Gong et al., 2025)	16.7	10.0
Mercury (Inception Labs et al., 2025)	11.1	59.0
Qwen2.5 3B (Yang et al., 2024)	<u>2.8</u>	16.0
Qwen2.5 7B (Yang et al., 2024)	1.9	88.0
Qwen3 4B (Yang et al., 2025a)	0.0	<u>90.0</u>
Llama 3.1 8B (Grattafiori et al., 2024)	0.0	24.0
Llama 3.2 3B (Grattafiori et al., 2024)	0.0	12.0
Claude Haiku 3.5 (Anthropic, 2024)	21.3	98.0

I.2 COMPLETE BENCHMARK RESULTS

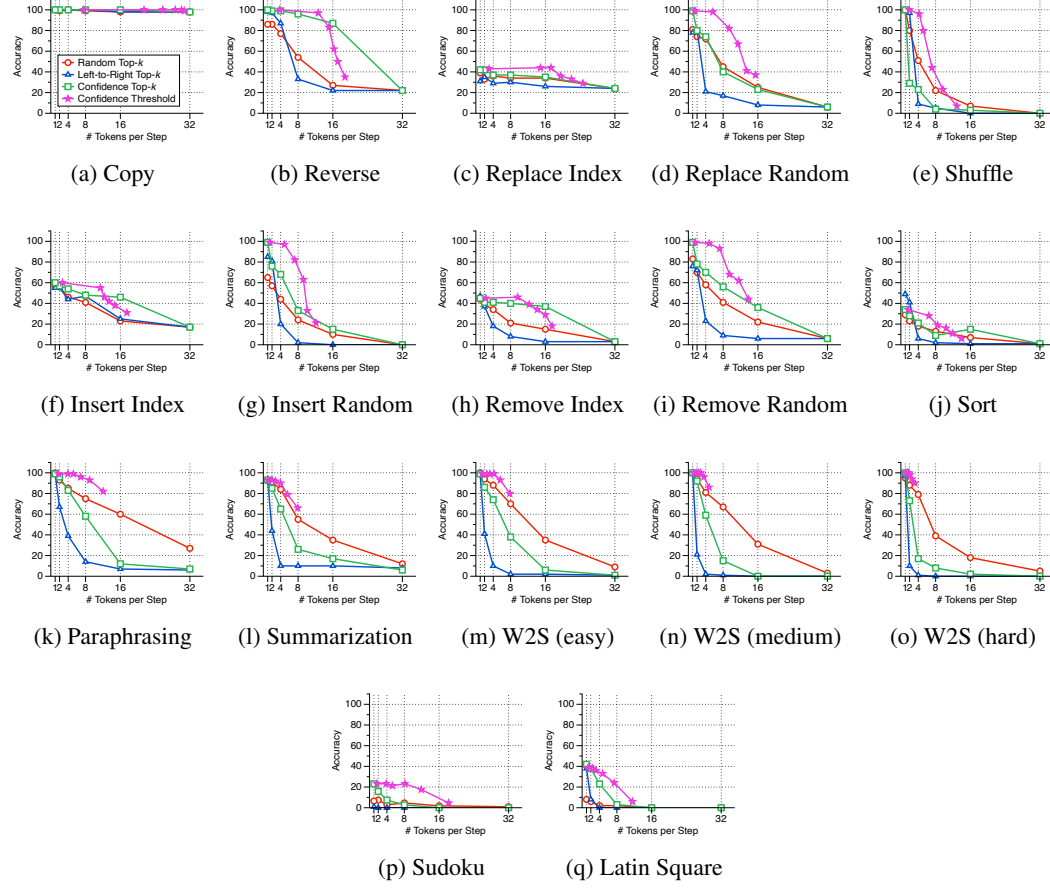


Figure 21: Full PARALLEL BENCH results using LLaDA 1.0 (Nie et al., 2025).

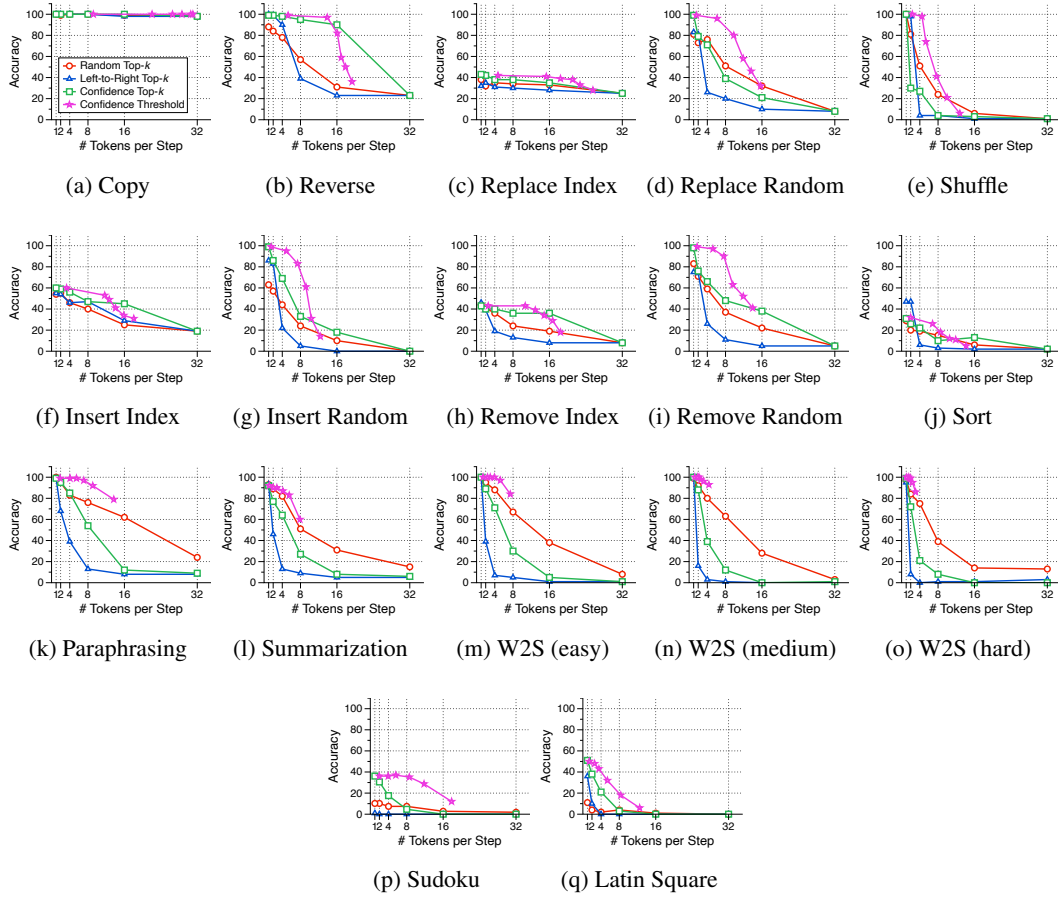


Figure 22: Full PARALLEL BENCH results using LLaDA 1.5 (Zhu et al., 2025).

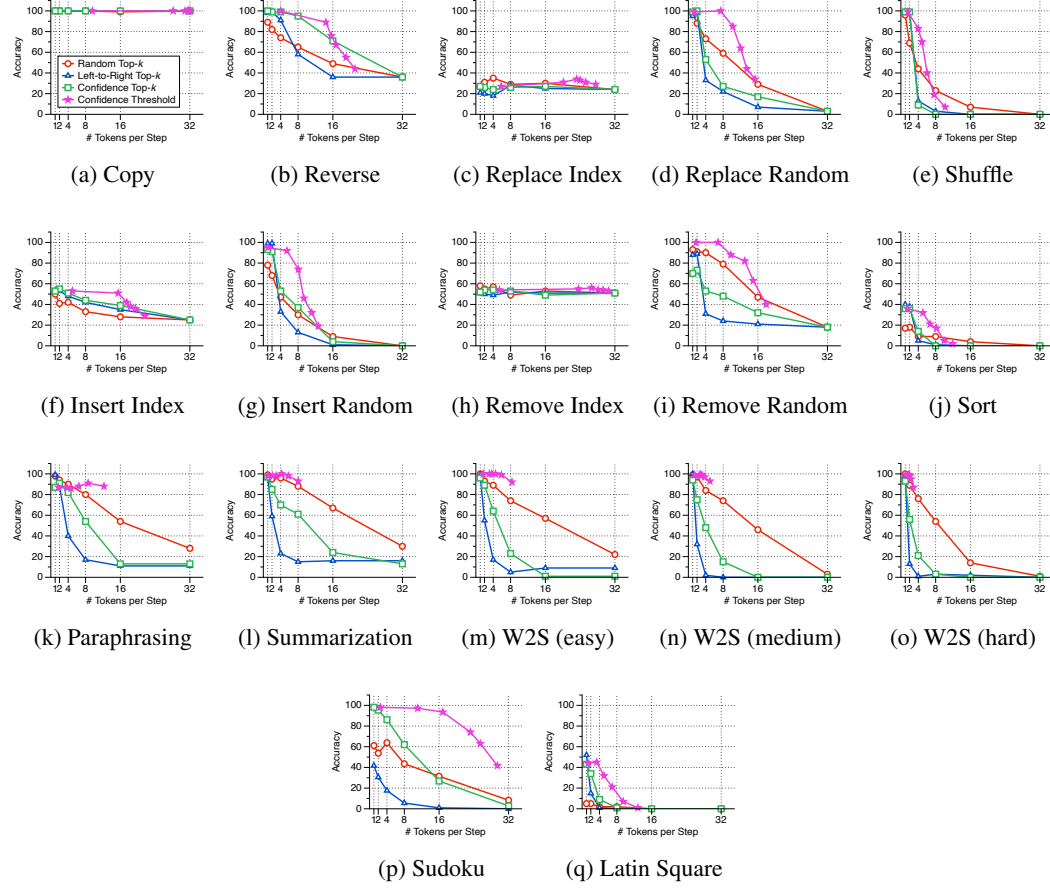


Figure 23: Full PARALLEL BENCH results using Dream 7B (Ye et al., 2025b).

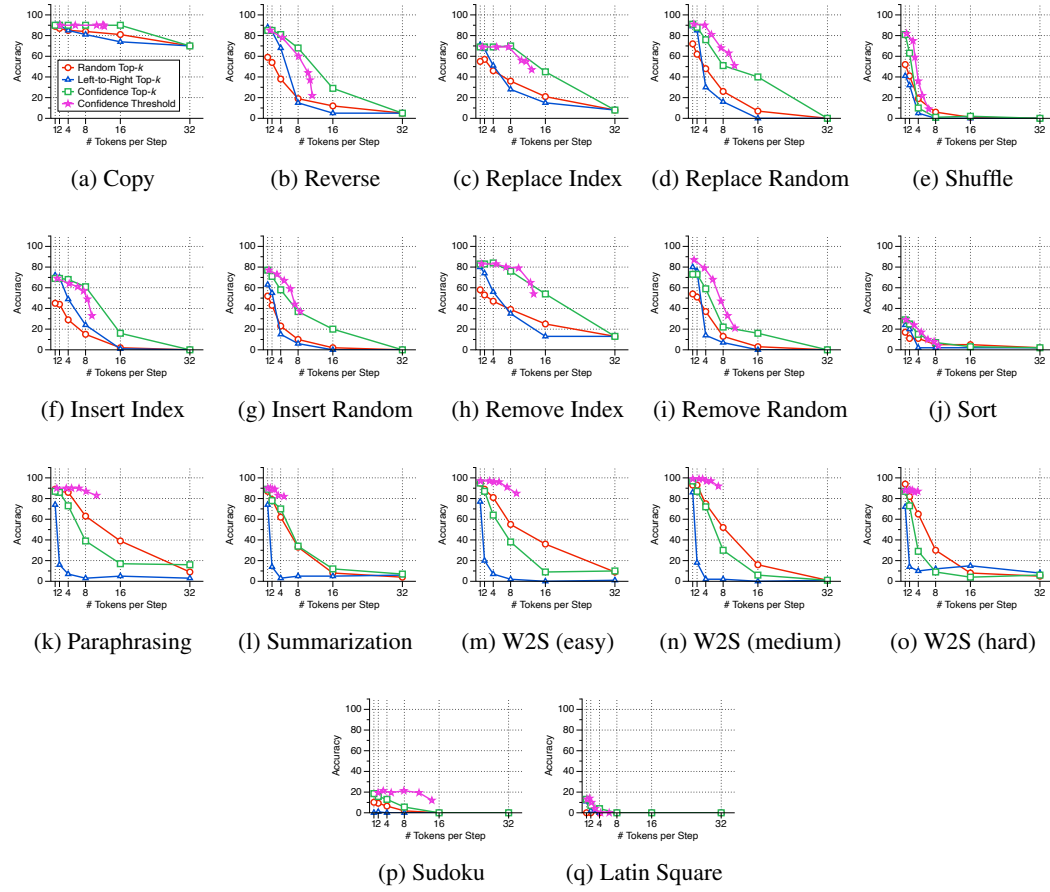


Figure 24: Full PARALLEL BENCH results using DiffuCoder (Gong et al., 2025).

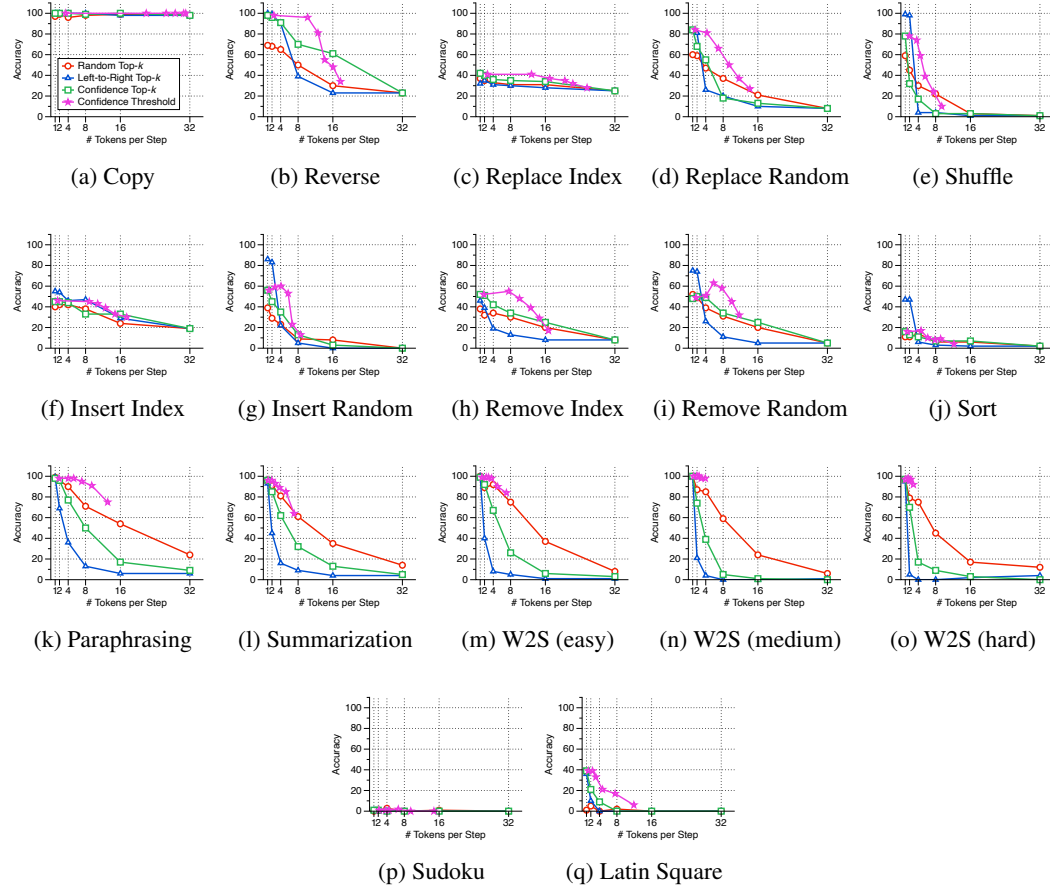


Figure 25: Full PARALLEL BENCH results using LLaDA 1.5 (Zhu et al., 2025) with PrefixCache (Wu et al., 2025).