

Multi-Agent Tool-Integrated Policy Optimization

Zhanfeng Mo*, Xingxuan Li*, Yuntao Chen, Lidong Bing[†]

MiroMind AI

{zhanfeng.mo,xingxuan.li,yuntao.chen,lidong.bing}@miromind.ai

Abstract

Large language models (LLMs) increasingly rely on multi-turn tool-integrated planning for knowledge-intensive and complex reasoning tasks. Existing implementations typically rely on a single agent, but they suffer from limited context length and noisy tool responses. A natural solution is to adopt a multi-agent framework with planner- and worker-agents to manage context. However, no existing methods support effective reinforcement learning post-training of tool-integrated multi-agent frameworks. To address this gap, we propose Multi-Agent Tool-Integrated Policy Optimization (**MATPO**), which enables distinct roles (planner and worker) to be trained within a single LLM instance using role-specific prompts via reinforcement learning. MATPO is derived from a principled credit assignment mechanism across planner and worker rollouts. This design eliminates the need to deploy multiple LLMs, which would be memory-intensive, while preserving the benefits of specialization. Experiments on GAIA-text, WebWalkerQA, and FRAMES show that MATPO consistently outperforms single-agent baselines by an average of 18.38% relative improvement in performance and exhibits greater robustness to noisy tool outputs. Our findings highlight the effectiveness of unifying multiple agent roles within a single LLM and provide practical insights for stable and efficient multi-agent RL training.¹

Introduction

Advancements in AI agent capabilities increasingly rely on sophisticated multi-turn tool-integrated planning (TIP) (Dong et al. 2025a; Qian et al. 2025), where large language models (LLMs) iteratively perform planning and leverage specialized tools, such as search tools for information retrieval, coding tools for analysis, and file-reading tools for document processing. Among these tools, the search tool has emerged as particularly crucial, allowing LLMs to access external information that extends far beyond their parametric knowledge to support in-depth investigation and analysis.

Current implementations typically enable a single agent to conduct deep research (Dong et al. 2025b; Jin et al. 2025) through iterative multi-turn interactions with search tools, allowing the agent to progressively gather, analyze, and

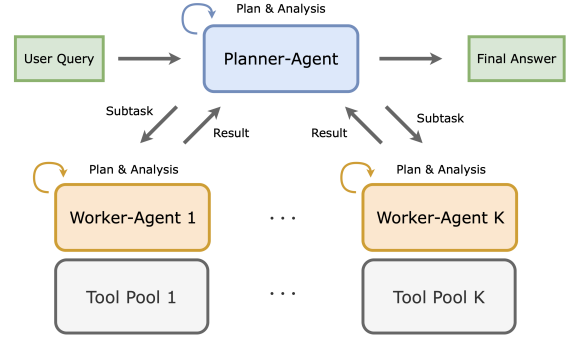


Figure 1: Multi-agent framework. At each step, the planner-agent creates and assigns new subtasks to worker-agents; the planner-agent generates successive subtasks or final answers based on the worker-agents’ responses.

summarize information from multiple sources. However, this single-agent approach faces several significant limitations that hinder its effectiveness in complex, real-world research scenarios: 1. tool-responses (*e.g.*, searching or scraping websites) often consume a large number of tokens, making long-range multi-turn TIP prohibitive under the LLM’s limited context length; 2. tool-responses are often noisy and can interfere with the LLM’s attention and planning, hindering its ability to plan high-quality subsequent actions.

A straightforward approach to address the above limitations is to use a **multi-agent** framework (Hu et al. 2025) consisting of a planner-agent coordinated with specialized worker-agent browsing components, as shown in Figure 1. In the multi-agent framework, the planner-agent orchestrates high-level planning and decision-making while delegating specific browsing tasks to worker-agents, effectively containing noisy search responses within the worker agent’s local context. This allows the planner-agent and worker-agents to maintain manageable context lengths while enabling extended interactions through multiple rounds of coordinated communication and task delegation.

While multi-agent systems offer promising solutions to context and noise management challenges, they introduce new complexities, particularly when each agent operates on sep-

* Equal contribution.

[†] Corresponding author.

¹Our code is available at <https://github.com/mzf666/MATPO>.

arate models. Training such architectures poses significant infrastructure challenges due to uneven workloads across agents, requires substantially more token context, and leads to higher parameter consumption compared to single-agent alternatives.

In this paper, we explore Multi-Agent Tool-Integrated Policy Optimization (**MATPO**), an algorithm specifically designed for deep research applications, enabling multiple agent roles (*i.e.*, planner- and worker-agents) to coexist within a single model instance. This approach leverages different agent roles activated through distinct system prompts while maintaining the ability to build upon existing reinforcement learning (RL) training frameworks (*e.g.*, *veRL*²), preserving the benefits of specialized training while achieving infra efficiency. We try to address several core research questions in multi-agent RL and system design: 1. How to perform multi-agent RL training effectively using a single model? 2. How should reward assignment be handled when worker-agents operate without explicit reward signals? 3. Can a single model be used to perform multiple roles, serving as both the planner-agent and worker-agent?

Contributions. 1. We present **MATPO**, a principled approach to multi-agent with an end-to-end **multi-agent-in-one-model** RL training framework; 2. We provide theoretical analysis and a concrete implementation of **MATPO**; 3. We provide comprehensive experiments to demonstrate that **MATPO** achieves better performance compared to single-agent baselines, accompanied by insights and findings that advance our understanding of multi-agent learning dynamics; 4. We offer practical recommendations for the implementation and training of such systems; 5. We identify meaningful research directions for future exploration in multi-agent RL training.

Related Work

Tool-Integrated Agent Frameworks

TIP has emerged as a crucial paradigm for enabling LLMs to tackle complex and knowledge-intensive tasks through iterative reasoning combined with external tool use (Zhao et al. 2023; Li et al. 2024; Xu and Peng 2025; OpenAI 2025). Building on this advancement, a variety of TIP agent frameworks have been proposed. Early TIP agent frameworks generally follow a single-agent architecture, in which a primary LLM iteratively plans, autonomously invokes tools, such as search APIs or code execution environments, and integrates the tool-responses to refine its reasoning. Representative approaches include function-calling-augmented LLMs (Yang et al. 2025; Nguyen et al. 2025a), ReAct-style agents (Yao et al. 2023; Li et al. 2025c,a; Tao et al. 2025), and agents employing more structured and sophisticated workflows (Team et al. 2025).

Despite its simplicity, the single-agent TIP framework faces several fundamental challenges: First, the LLM’s limited context window is quickly saturated by lengthy tool responses and extended multi-turn interaction histories, which

hinders scalability to deeper reasoning chains (Zhang et al. 2025); Second, tool responses are often noisy or unstructured, and their distribution deviates significantly from that of the LLM’s generation distribution, which can disrupt the LLM’s reasoning process and induce cascading reasoning errors (Zhou et al. 2024).

To mitigate these issues, recent studies have explored multi-agent frameworks (Hu et al. 2025; MiroMind 2025a), where distinct planner- and worker-agents collaborate: the planner performs high-level task decomposition and delegates sub-tasks to workers, whose responses are then aggregated to produce a final answer. This decomposition helps contain noisy tool outputs within the worker’s local context, allowing the planner to maintain a concise and focused reasoning state across turns. However, existing efforts only focus on designing sophisticated multi-agent frameworks at inference time via prompt engineering, without providing training methodologies for multi-agent tool-integrated planning. Liu et al. (2025) introduces a framework for training multi-turn multi-agent zero-sum games. However, it is not tailored to the challenges of tool-integrated planning.

Tool-integrated Agentic Reinforcement Learning

Reinforcement learning with verifiable rewards (RLVR) methods have proven effective in training LLMs to improve single-agent TIP performance (Shao et al. 2024; Jin et al. 2025; MiroMind 2025b; Nguyen et al. 2025b). Beyond standard RLVR, a variety of trajectory filtering techniques have been explored in tasks including math problem solving with code (Li, Zou, and Liu 2025; Xue et al. 2025; Feng et al. 2025) and open-ended GUI tasks (Dong et al. 2025b). Another line of work starts with supervised fine-tuning (SFT) or direct preference optimization (DPO) (Rafailov et al. 2024) on cold-start rollout trajectories, and then applies RLVR with carefully designed rewards and rollout strategies, typically within a well-structured TIP agentic workflow (Li et al. 2025a; Tao et al. 2025; Wei et al. 2025; Ouyang et al. 2025; Li et al. 2025b; MiroMind 2025b). While these methods have demonstrated notable gains in single-agent settings, principled extensions of RLVR to multi-agent frameworks remain largely underexplored. This highlights the need for training paradigms that efficiently coordinate multiple agent roles, support principled credit assignment, and remain compatible with existing RL infrastructures.

Problem Setup

Single-Agent Multi-Turn Reinforcement Learning

We begin with a brief recap of single-agent multi-turn RL before extending the formulation to the multi-agent setting. Let $\pi_\theta(\cdot|\cdot)$ be an LLM parameterized by θ . For each query q sampled from an underlying distribution \mathcal{D} , an LLM agent aims to generate the correct answer to q via a multi-turn tool-integrated planning (TIP) process, as visualized in Figure 2.

Recent works (Dong et al. 2025a; Qian et al. 2025) have shown that reinforcement learning with verifiable rewards (RLVR) is a promising approach for enhancing LLMs’ ability to perform the multi-turn TIP process. Given a reward

²<https://github.com/volcengine/verl>

function $r(\cdot)$ that assigns 1 to correct answers and 0 to incorrect ones, the objective of single-agent multi-turn RL is

$$\min_{\theta} J(\pi_{\theta}) \triangleq \mathbb{E}_{q \sim \mathcal{D}, \tau \sim \pi_{\theta}} [r(\tau)], \tau \triangleq [a_1, s_1, \dots, a_T],$$

$$a_t \sim \pi_{\theta}(\cdot | [p_{\text{sys}}, q, a_1, s_1, \dots, s_{t-1}]), s_t \sim \text{Tool}(a_t).$$

Specifically, p_{sys} is the system prompt defining the agent role and tool schema, a_t is the LLM-generated action at turn t including planning and tool-call blocks, $\text{Tool}(\cdot|a_t)$ is the invoked tool conditioned on a_t , s_t is its response, and τ denotes the complete TIP rollout trajectory.




Figure 2: Visualization of a single-agent multi-turn TIP rollout. The LLM solves a query through iterative planning and tool-use. At each step, it plans a tool call, executes it with the parsed parameters, and uses the tool response to decide the next move, continuing until it is confident enough to produce a final answer.

Single-Agent Group Relative Policy Optimization

Among various RL algorithms, GRPO (Shao et al. 2024) has proven to be one of the most effective and efficient methods to minimize $J(\pi_{\theta})$. To adapt GRPO to the single-agent multi-turn TIP setting, note that each rollout includes both the LLM-generated tokens a_1, \dots, a_T (the blue blocks in Figure 2) and tool-API response tokens s_1, \dots, s_T (the purple blocks in Figure 2). As the tool-response tokens are not generated by π_{θ} , they do not contribute to the policy gradient for the GRPO objective. Therefore, the single-agent GRPO objective masks out all tool-response tokens as follows:

$$J_{\text{single}}(\pi_{\theta}) \triangleq \mathbb{E}_{\{\tau_i\}_{i=1}^G \sim \pi_{\theta_{\text{old}}}} \left[\frac{1}{G} \sum_{i=1}^G \frac{1}{\sum_{t=1}^{T_i} |a_t^i|} \sum_{t=1}^{T_i} R_i^{\text{clip}} \right]$$

$$R_i^{\text{clip}} \triangleq \min(R_{i,t}(\theta) \hat{A}_{i,t}, \text{clip}(R_{i,t}(\theta), 1 - \varepsilon, 1 + \varepsilon) \hat{A}_{i,t}),$$

$$R_{i,t}(\theta) \triangleq \frac{\pi_{\theta}(a_t^i | [p_{\text{sys}}, q, a_1^i, s_1^i, \dots, s_{t-1}^i])}{\pi_{\theta_{\text{old}}}(a_t^i | [p_{\text{sys}}, q, a_1^i, s_1^i, \dots, s_{t-1}^i])},$$

$$\hat{A}_{i,t} \triangleq (r(\tau_i) - \text{mean}(\{r(\tau_i)\}_{i=1}^G)) / \text{std}(\{r(\tau_i)\}_{i=1}^G),$$

where $\pi_{\theta_{\text{old}}}$ denotes a periodically updated snapshot of the target LLM π_{θ} , and π_{ref} is a fixed reference model (e.g., the checkpoint from which RL training begins). G denotes the group size of rollouts associated with each query q . Each rollout is represented as $\tau_i \triangleq [a_1^i, s_1^i, \dots, a_{T_i}^i]$, comprising T_i turns, with $\sum_{t=1}^{T_i} |a_t^i|$ indicating the total number of LLM-generated tokens. $R_{i,t}(\theta)$ represents the likelihood ratio of action a_t^i between π_{θ} and $\pi_{\theta_{\text{old}}}$, $\hat{A}_{i,t}$ is the group-

relative normalized reward, and $\text{clip}(\cdot, 1 - \varepsilon, 1 + \varepsilon)$ is the clipping function restricting values to $[1 - \varepsilon, 1 + \varepsilon]$.

Multi-Agent Multi-Turn Reinforcement Learning

As mentioned in the introduction, multi-agent multi-turn TIP frameworks are designed to overcome the context length bottleneck and noisy tool-token issues present in single-agent multi-turn TIP. For clarity and without loss of generality, this paper considers a multi-agent framework with one planner-agent and one worker-agent. A multi-agent multi-turn TIP rollout is visualized in Figure 3. Specifically define q denotes the user query, and τ represents the entire multi-turn TIP rollout for handling it. p_{planner} is the system prompt specifying the role of the planner agent. At each turn t , the planner generates an action a_t containing a thinking block and either a subtask or the final answer, and receives a response s_t parsed from the worker agent's output. The planner proceeds for T turns in total. Each subtask query $q_{\text{subtask}-t}$ parsed from a_t is handled by a worker-agent rollout τ^t , guided by the system prompt p_{worker} . Within τ^t , the worker produces actions a_t^t (each including a thinking block and either a tool call or a final sub-answer) and receives tool responses s_t^t . Finally, r denotes the accuracy reward for the final planner answer a_T .

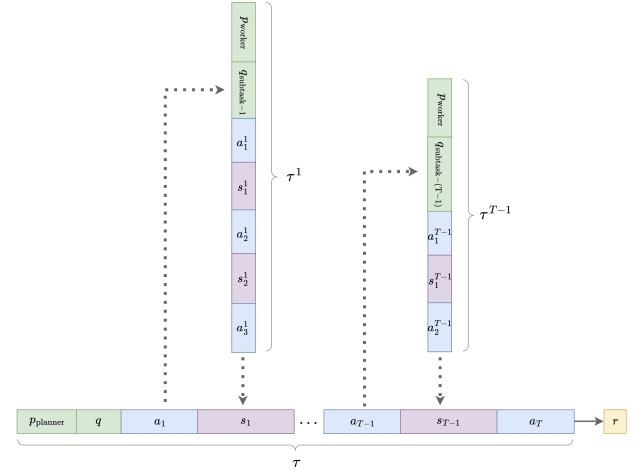


Figure 3: Visualization of a multi-agent multi-turn TIP rollout. At each step, the planner agent generates and assigns a subtask to the worker agent, which completes it via multi-turn TIP and returns the result. The planner agent then decides whether to generate a new subtask or produce the final answer based on this response.

As shown in Figure 3, each multi-agent TIP rollout consists of T single-agent TIP rollouts: one from the planner agent and $(T - 1)$ from worker agents handling their respective subtasks. Specifically, a multi-agent TIP rollout is

$$\tau \triangleq [a_1, \tau^1, s_1, \dots, a_{T-1}, \tau^{T-1}, s_{T-1}, a_T] \sim (\pi_{\theta}, \text{Tool}),$$

$$\tau^t \triangleq [a_1^t, s_1^t, \dots, s_{T_t-1}^t, a_{T_t}^t], s_t \sim \text{Parse}(a_{T_t}^t), s_i^t \sim \text{Tool}(a_i^t).$$

where $\text{Parse}(a_{T_t}^t)$ is the worker-agent's response to the t -th subtask parsed from the final content in the worker-agent

rollout, and $\text{Tool}(a_i^t)$ is the tool-response based on the parameters parsed from action a_i^t from the worker-agent.

Given a reward function $r(\cdot)$ that assigns 1 to correct answers and 0 to incorrect ones, the objective of multi-agent multi-turn RL can be formalized as:

$$\begin{aligned} \min_{\theta} J_{\text{multi}}(\pi_{\theta}) &\triangleq \mathbb{E}_{q \sim \mathcal{D}, \tau \sim (\pi_{\theta}, \text{Tool})} [r(\tau)], \\ a_t &\sim \pi_{\theta}(\cdot | [p_{\text{planner}}, q, a_1, s_1, \dots, s_{t-1}]), \\ a_j^t &\sim \pi_{\theta}(\cdot | [p_{\text{worker}}, q_{\text{subtask}-t}, a_1^t, s_1^t, \dots, s_{j-1}^t]), \\ s_t &\sim \text{Parse}(a_{T_t}^t), q_{\text{subtask}-t} \sim \text{Parse}(a_t), s_j^t \sim \text{Tool}(a_j^t). \end{aligned}$$

Notice that in $J_{\text{multi}}(\pi_{\theta})$, a single LLM π_{θ} is deployed to serve as both the planner-agent and the worker-agent, distinguished only by different system prompts p_{planner} and p_{worker} . In this paper, we refer to this deployment configuration as **multi-agent-in-one-model**.

An alternative configuration is to deploy separate models for the planner-agent and worker-agents, which we refer to as multi-agent-multi-model. The multi-agent multi-turn RL objective can be directly generalized to this configuration. Let the planner-agent be parameterized by π_{θ} and K worker-agents parameterized by $\pi_{\phi_1}, \dots, \pi_{\phi_K}$. The resulting multi-agent-multi-model objective is

$$\begin{aligned} J_{\text{multi}}(\pi_{\theta}, \{\pi_{\phi_k}\}_{k \in [K]}) &\triangleq \mathbb{E}_{q \sim \mathcal{D}, \tau \sim (\pi_{\theta}, \{\pi_{\phi_k}\}_{k \in [K]}, \text{Tool})} [r(\tau)], \\ a_t &\sim \pi_{\theta}(\cdot | [p_{\text{planner}}, q, a_1, s_1, \dots, s_{t-1}]), \\ a_j^t &\sim \pi_{\phi_k}(\cdot | [p_{\text{worker}}, q_{\text{subtask}-t}, a_1^t, s_1^t, \dots, s_{j-1}^t]), \quad k \in [K], \\ s_t &\sim \text{Parse}(a_{T_t}^t), (q_{\text{subtask}-t}, k) \sim \text{Parse}(a_t), s_j^t \sim \text{Tool}(a_j^t). \end{aligned}$$

In this paper, we focus on exploring RL training under the multi-agent-in-one-model setting, as it offers several advantages over the multi-agent-multi-model setting: 1) the multi-agent-multi-model setting requires $(K + 1)$ LLM rollout engines and additional RL infrastructure optimization. In contrast, the multi-agent-in-one-model framework uses only ONE single LLM rollout engine and remains compatible with off-the-shelf RL frameworks; 2) We are interested in whether RL training can benefit the model when it is exposed to experience from multiple agent roles.

Methodology

Multi-Agent Tool-Integrated Policy Optimization

A key challenge in extending single-agent GRPO to the multi-agent setting is **credit assignment**: how should the planner-agent rollout τ^0 and the worker-agent rollouts τ^t share responsibility for the final accuracy of the full multi-turn TIP rollout τ ? The planner-agent’s final answer is directly verifiable, whereas worker-agent rollouts address unverifiable subtasks, making it essential to assess their contribution to the planner’s final answer.

In this section, we derive the GRPO counterpart in the multi-agent-in-one-model setting to optimize $J_{\text{multi}}(\pi_{\theta})$. Notice that the policy gradient $\nabla_{\theta} J_{\text{multi}}(\pi_{\theta})$ equals to

$$\begin{aligned} \nabla_{\theta} J_{\text{multi}}(\pi_{\theta}) &= \nabla_{\theta} \mathbb{E}_{q \sim \mathcal{D}, \tau \sim (\pi_{\theta}, \text{Tool})} [r(\tau)] \\ &= \mathbb{E}_{q \sim \mathcal{D}, \tau \sim (\pi_{\theta}, \text{Tool})} [r(\tau) \nabla_{\theta} \log \mathbb{P}_{\theta}(\tau)], \end{aligned}$$

where $r(\tau)$ denotes the accuracy reward associate to the full multi-agent multi-turn TIP rollout τ , $\mathbb{P}_{\theta}(\tau)$ denotes the probability of generating τ using LLM π_{θ} . This implies

$$\begin{aligned} \mathbb{P}_{\theta}(\tau) &\triangleq \mathbb{P}_{\theta}([p_{\text{planner}}, q, a_1, \tau^1, s_1, \dots, \tau^{T-1}, s_{T-1}, a_T]) \\ &= \pi_{\theta}(a_1 | [p_{\text{planner}}, q]) \mathbb{P}_{\theta}(\tau^1 | a_1) \cdots \mathbb{P}_{\theta}(\tau^{T-1} | a_{T-1}) \\ &\quad \cdot \pi_{\theta}(a_T | [p_{\text{planner}}, q, a_1, \dots, s_{T-1}]), \\ \mathbb{P}_{\theta}(\tau^t | a_t) &\triangleq \mathbb{P}_{\theta}([p_{\text{worker}}, q_{\text{subtask}-t}, a_1^t, s_1^t, \dots, s_{T_t-1}^t, a_{T_t}^t]) \\ &= \pi_{\theta}(a_1 | [p_{\text{worker}}, q_{\text{subtask}-t}]) \mathbb{P}_{\text{Tool}}(s_1 | a_1) \\ &\quad \cdot \pi_{\theta}(a_2 | [p_{\text{worker}}, q_{\text{subtask}-t}, a_1, s_1]) \cdots \mathbb{P}_{\text{Tool}}(s_{T-1} | a_{T-1}) \\ &\quad \cdot \pi_{\theta}(a_T | [p_{\text{worker}}, q_{\text{subtask}-t}, q, a_1, \dots, s_{T-1}]). \end{aligned}$$

As the tool-responses are not generated by the LLM π_{θ} , it holds that $\nabla_{\theta} \mathbb{P}_{\text{Tool}}(s_t | a_t) = 0$, and

$$\begin{aligned} \nabla_{\theta} \log \mathbb{P}_{\theta}(\tau) &= \nabla_{\theta} \left(\log \pi_{\theta}(a_1 | [p_{\text{planner}}, q]) + \log \mathbb{P}_{\theta}(\tau^1 | a_1) + \cdots \right. \\ &\quad \left. + \log \mathbb{P}_{\theta}(\tau^{T-1} | a_{T-1}) + \log \pi_{\theta}(a_T | [p_{\text{planner}}, q, a_1, \dots, s_{T-1}]) \right) \\ &= \sum_{t=1}^T \nabla_{\theta} \log \pi_{\theta}(a_t | [p_{\text{planner}}, q, a_1, s_1, \dots, s_{t-1}]) + \sum_{t=1}^{T-1} \nabla_{\theta} \log \mathbb{P}_{\theta}(\tau^t | a_t) \\ &= \sum_{t=1}^T \frac{\nabla_{\theta} \pi_{\theta}(a_t | [p_{\text{planner}}, q, a_1, s_1, \dots, s_{t-1}])}{\pi_{\theta}(a_t | [p_{\text{planner}}, q, a_1, s_1, \dots, s_{t-1}])} \\ &\quad + \sum_{t=1}^{T-1} \sum_{j=1}^{T_t} \frac{\nabla_{\theta} \pi_{\theta}(a_j^t | [p_{\text{worker}}, q_{\text{subtask}-t}, a_1^t, s_1^t, \dots, s_{j-1}^t])}{\pi_{\theta}(a_j^t | [p_{\text{worker}}, q_{\text{subtask}-t}, a_1^t, s_1^t, \dots, s_{j-1}^t])}. \end{aligned}$$

where $\tau^0 \triangleq [p_{\text{planner}}, q, a_1, s_1, \dots, s_{T-1}, a_T]$ denotes the rollout trajectory of the planner-agent and τ^t is exactly the t -th rollout trajectory of the worker-agent associated to the t -th subtask.

Following the standard derivation of vanilla GRPO, we can derive the MATPO objective as:

$$\begin{aligned} J_{\text{MATPO}}(\pi_{\theta}) &\triangleq \mathbb{E}_{\{\tau_i\} \sim (\pi_{\theta_{\text{old}}}, \text{Tool})} \left[\frac{1}{G} \sum_{i=1}^G \frac{1}{\sum_{t=0}^{T_i} |\tau_i^t|} \sum_{t=0}^{T_i} R_i^{\text{clip}} \right] \\ R_i^{\text{clip}} &\triangleq \min(R_{i,t}, \hat{A}_{i,t}, \text{clip}(R_{i,t}, 1 - \epsilon, 1 + \epsilon) \hat{A}_{i,t}) \\ \hat{A}_{i,t} &\triangleq (r(\tau_i) - \text{mean}(\{r(\tau_i)\}_{i=1}^G)) / \text{std}(\{r(\tau_i)\}_{i=1}^G) \end{aligned}$$

where τ_i denotes the full multi-agent TIP rollout for the i -th query q , containing T_i subtasks; we denote τ_i^0 as the planner-agent rollout and τ_i^t ($t > 0$) as the t -th worker-agent rollout within τ_i ; $\hat{A}_{i,t}$ denotes the group-relative normalized reward among G full rollouts. Specifically, $R_{i,t}$ defines the log-likelihood ratio between $\pi_{\theta_{\text{old}}}$ and π_{θ} of τ_i , defined as

$$R_{i,t} \triangleq \begin{cases} \sum_{j=1}^{T_i} \frac{\pi_{\theta_{\text{old}}}(a_j^t | [p_{\text{planner}}, q, a_1, s_1, \dots, s_{j-1}])}{\pi_{\theta}(a_j^t | [p_{\text{planner}}, q, a_1, s_1, \dots, s_{j-1}])}, & t = 0, \\ \sum_{j=1}^{T_{i,t}} \frac{\pi_{\theta_{\text{old}}}(a_j^t | [p_{\text{worker}}, q_{\text{subtask}-t}, a_1^t, s_1^t, \dots, s_{j-1}^t])}{\pi_{\theta}(a_j^t | [p_{\text{worker}}, q_{\text{subtask}-t}, a_1^t, s_1^t, \dots, s_{j-1}^t])}, & t > 0, \end{cases}$$

where $T_{i,t}$ is the tool-calls count in the t -th subtask of τ_i .

We summarize the key distinctions between single-agent GRPO and MATPO as follows: unlike GRPO, which performs a single worker-agent rollout per update, MATPO executes one planner-agent rollout followed by T worker-agent rollouts. Moreover, while GRPO normalizes rewards across G worker rollouts for credit assignment, MATPO normalizes across $G \times (T + 1)$ rollouts to jointly account for planner and worker contributions.

Implementation

Figure 4 provides an illustrative visualization of the implementation of MATPO, showing how it can be built upon single-agent multi-turn RL frameworks.

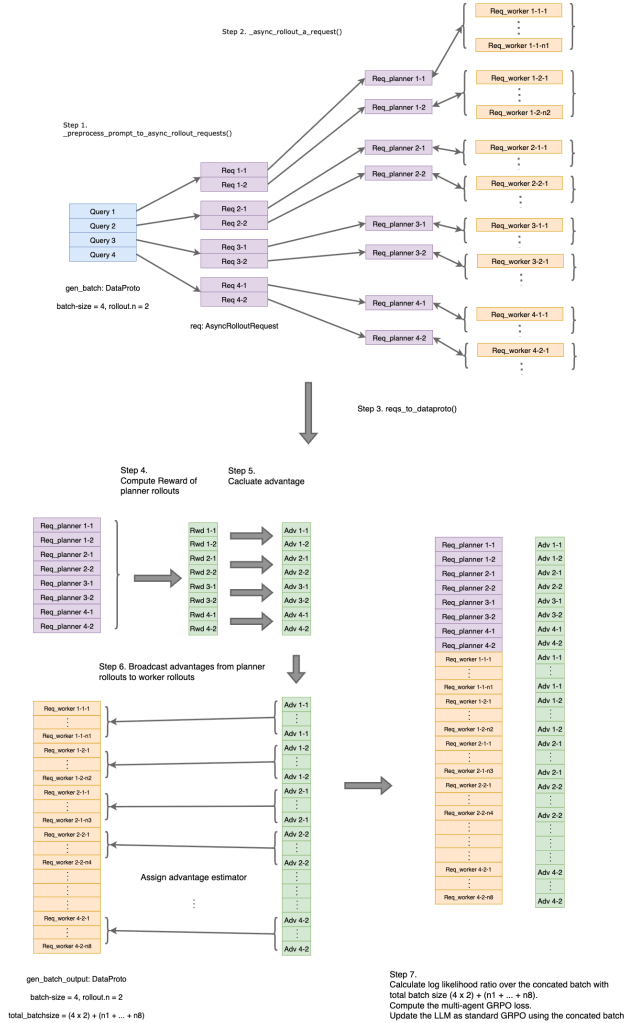


Figure 4: An illustration of the implementation of MATPO.

For each user query, we first feed `n.rollout` rollout requests to the rollout engine (e.g., vLLM or sglang). Next, we modify the original rollout function so that when a worker-agent is invoked, a nested rollout function is launched within the outer one, and these processes execute asynchronously. For each query, we generate `n.rollout` planner-agent rollouts (the purple boxes in Figure 4), with each one associated with a bundle of worker-agent rollouts (the orange boxes enclosed in the braces in Figure 4) generated to tackle the subtasks assigned by their respective planner-agents. Then, both the planner-agent and worker-agent rollouts are converted from rollout requests to data batches. After that, for each planner-agent rollout (the purple boxes), we compute its accuracy reward by verifying whether its final answer block reveals the ground truth an-

swer to the user query. Following this, we compute advantages by normalizing this accuracy reward among the group of planner-agent rollouts associated with each user query. Subsequently, the computed advantages for a planner-agent rollout are then broadcast to its corresponding worker-agent rollouts. Finally, we concatenate the planner-agent rollouts and the worker-agent rollouts into an augmented batch (the stack comprising both purple and orange boxes on the right). We compute the log likelihood on this augmented batch using π_θ and $\pi_{\theta_{old}}$. With this, we compute the loss, $J_{MATPO}(\pi_\theta)$, and mask out the entries of all tokens from agent system prompts, the query, and tool responses. The LLM π_θ is then updated using the augmented batch through the standard optimization process.

Experiments

Setups

In this work, we focus on the deep search scenario, where a planner-agent and a worker-agent comprise a two-agent system, aiming to find the answer of a given user query based on searching and web scraping³. Specifically We implement our algorithm on top of veRL⁴. The training hyperparameters are provided in the training script released in the GitHub repository. All experiments are conducted with 128 A800 GPUs. In this section, we introduce the implementation details of our proposed MATPO.

Dataset and Base Model. All experiments are conducted on the Qwen3-14B-base model. We train the model with either single-agent GRPO or MATPO on a filtered subset of the MuSiQue (Trivedi et al. 2022) dataset, a multi-hop QA dataset. We remove overly difficult queries for which LLMs repeatedly fail to produce valid rollouts. Our models are then tested on GAIA-text (Mialon et al. 2023)⁵, WebWalkerQA (Wu et al. 2025), and FRAMES (Krishna et al. 2025).

Agent System Prompt and Tool-Call Format. We use an XML format to parse tool calls from both planner and worker agents. The planner-agent’s system prompt specifies the tool schema to call the worker-agent, while the worker-agent’s system prompt specifies schema of tool-calls of Google’s Serper API for search and scraping. After each tool call, the tool’s responses are wrapped as a “user message” and appended to the agent’s rollout trajectory. To help the worker agent execute the user’s original query from the planner agent, we include a recap of the query in the worker agent’s system prompt, a process we call “user query recap-ing.” The detailed system prompts and tool schemas of the planner- and worker-agents are in Appendix.

³To avoid potential leakage of datasets hosted on HuggingFace, search results from this site are blocked by default, unless noted.

⁴<https://github.com/volcengine/verl>

⁵GAIA-text is a curated subset of 103 text-only queries drawn from the GAIA dataset (Mialon et al. 2023), a benchmark for general AI assistants.

Reward Function. In this work, we use LLM-as-a-judge⁶ to evaluate the accuracy of a model’s answer against the ground-truth answer. The RL reward is set as $\text{reward} = 0.9 * \text{acc} + 0.1 * \text{fmt}$, where acc is a binary value indicating whether the rollout is correct, fmt measures the average correctness of the tool-calls generated by the model. Specifically, for single-agent RL, we define fmt as the success rate of all tool-call attempts parsed from the LLM’s generated action. For MATPO, we define $\text{fmt} = 0.5 * \text{fmt}_p + 0.5 * \text{fmt}_w$, where fmt_p denotes the successful tool-call rate among a planner-agent rollout, and fmt_w denotes the average successful tool-call rate among all associated worker-agent rollouts.

Rollout Summary Mechanism. To encourage the agent to generate answers based on the entire rollout trajectory, we implement a final-summary mechanism. At the end of each rollout, we instruct the model to stop further tool calls and produce an answer based on a summary of the full rollout. We then perform an additional round of summarization and append this final summary to the complete rollout trajectory.⁷ To avoid exceeding the model’s maximum token length, if a rollout reaches the limit, we remove the latest messages from the trajectory until there is sufficient token budget for the final summary. Both of the worker-agents in single-agent and multi-agent RL settings are equipped with such summary mechanism.

Results

MATPO consistently outperforms single-agent GRPO.

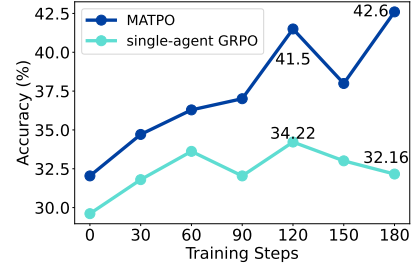
Figure 5 presents the testing accuracy on GAIA-text, WebWalkerQA, and FRAMES across different training steps. MATPO consistently surpasses the single-agent GRPO baseline, underscoring the effectiveness of our approach. Specifically, MATPO achieves 42.60%, 33.00%, and 63.64% on GAIA-text, WebWalkerQA, and FRAMES, respectively, compared to 32.16%, 30.14%, and 56.22% for single-agent GRPO, leading to an average relative improvement of 18.38%. Moreover, MATPO exhibits more stable gains as training progresses. For instance, while the performance of single-agent GRPO drops after step 120 on both GAIA-text and FRAMES, MATPO continues to improve. We attribute this divergence to the vulnerability of single-agent training: agentic RL often suffers catastrophic drops in performance due to unstable environmental feedback (*e.g.*, missing or noisy responses from the Serper API). In contrast, MATPO can invoke additional browsing subtasks, enabling the agent to perform more robust searches and maintain steady progress.

Ablation Studies and Practical Take-Aways

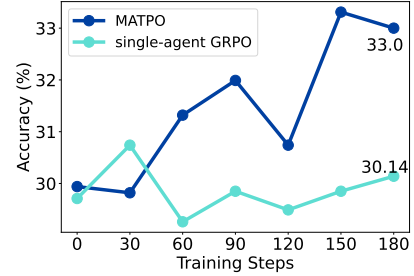
We conduct ablation studies on the key components of MATPO and summarize implementation techniques that enhance its stability and performance. Figure 6a and Figure 6b show the testing (GAIA-text) and training (MuSiQue)

⁶We implement the LLM-as-a-judge based on GPT-4o-mini with instructions shown in Appendix.

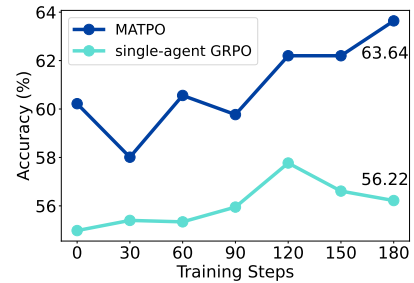
⁷Rollout summary prompt is detailed in Appendix.



(a) Test accuracy on the GAIA-text dataset (Mialon et al. 2023).



(b) Test accuracy on the WebWalkerQA dataset (Wu et al. 2025).

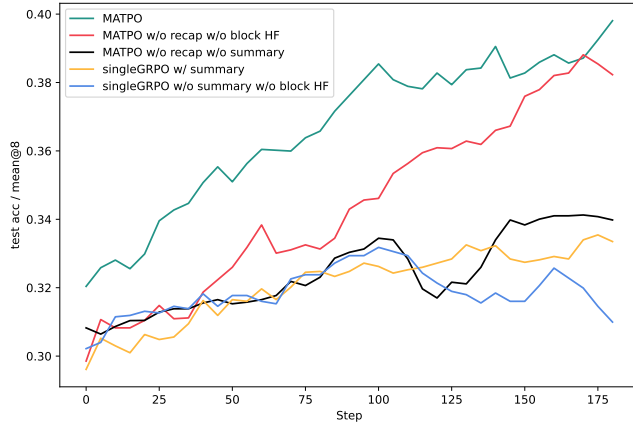


(c) Test accuracy on the FRAMES dataset (Krishna et al. 2025).

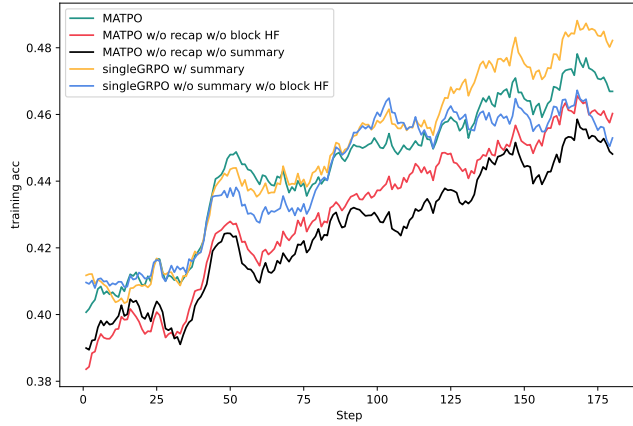
Figure 5: Test accuracy on three benchmarks across different training steps. Models are trained on the MuSiQue dataset (Trivedi et al. 2022).

accuracy under different RL settings. Each curve represents the following: **Green**: MATPO (standard full version); **Red**: MATPO without user query recapping or HuggingFace search blocking; **Black**: MATPO without final summary or query recapping; **Yellow**: single-agent GRPO with final summary; **Blue**: single-agent GRPO without final summary, or HuggingFace search blocking. Higher curves reflect better accuracy. Visually, the red curve (multi-agent with summary) stays consistently above the single-agent curves (blue and yellow curves), highlighting the benefit of subtask decomposition. The black curve lags behind the red, showing the importance of including the final summaries mechanism in the subagent tool. The blue curve nearly overlaps with the red, indicating that blocking HuggingFace search results has mild effect on performance.

Final summaries are necessary. Comparing red and black curves in Figure 6a, we find that adding a worker-agent



(a) The test accuracy on the GAIA-text dataset (Mialon et al. 2023) (running average@5).



(b) The training accuracy on the MuSiQue dataset (Trivedi et al. 2022) (running average@15).

Figure 6: Ablation studies on key components of MATPO.

summary significantly improves performance. Without a final summary, the planner-agent may be forced to consume the raw final block, which is error-prone: 1) Long worker-agent outputs may end with tool-call blocks instead of useful answers; 2) The `<think>...</think>` blocks from worker-agents can distract the planner-agent’s consecutive action. The final summary mitigate both issues, leading to a cleaner interface between the planner- and worker-agent.

Blocking HuggingFace search results has mild effects on RL performance. Comparing yellow and blue curves in Figure 6a, we observe that the presence or absence of blocking HuggingFace URLs does not significantly impact the accuracy trend of RL training. In practice, we find that even when HuggingFace URLs are not blocked, although a few questions from validation datasets may appear in search results, the retrieved content rarely includes the full question or any directly useful information, resulting in only a mild risk of data contamination.

Recapping the original user query to Worker-agent improves the multi agent RL performance. In this work, we find that the context provided to the worker-agent (e.g., the input prompt) plays a crucial role in determining multi-agent RL performance. A comparison between the green and blue curves in Figure 6a clearly illustrates this effect: recapping the original user query in the worker-agent’s system prompt results in a substantial performance gain. We hypothesize that user query recapping provides the worker agent explicit guidance toward fulfilling the original user query, thereby improving both the stability and quality of its browsing trajectory.

Formats of tool responses or worker-agent outputs need to be improved. As shown in Appendix, we observe cases where the planner-agent initially detects issues in a worker-agent’s output but ultimately fails to maintain its objection, leading to erroneous follow-up search directions. We hypothesize that this occurs because presenting worker-agent outputs as user messages may implicitly bias the planner-agent toward compliance with “user” preferences, reducing its willingness to challenge incorrect responses. In future work, we plan to explore alternative message construction formats for tool and worker-agent responses to mitigate this issue and improve planner-agent reasoning.

Remember to block sensitive URLs from searching API. To mitigate potential data leakage, we recommend blocking URLs that may expose ground-truth answers (e.g., HuggingFace or rollout-sharing websites). Otherwise, the LLM may exploit these sources to “hack” the reward by retrieving query-answer pairs directly from the internet.

Conclusions

In this paper, we explore multi-agent-in-one-model RL training using MATPO. Our experimental results demonstrate the effectiveness of the proposed method. While we will continue working to improve the efficiency of the implementation and integrate additional tools, we also want to highlight several promising future directions for exploration in the multi-agent-in-one-model RL setting: 1. extending multi-agent GRPO to more worker agents. For example, can the framework be applied to specialized agents such as a coding agent or a file-processing agent? 2. scaling laws with respect to the number of agents. Does increasing the number of agent roles played by the model have the potential to induce the emergence of new forms of behavior or stronger intelligence? 3. RL infrastructure optimization. Designing more efficient infrastructure to support efficient multi-agent, multi-turn RL rollout and training.

References

- Dong, G.; Chen, Y.; Li, X.; Jin, J.; Qian, H.; Zhu, Y.; Mao, H.; Zhou, G.; Dou, Z.; and Wen, J.-R. 2025a. Tool-Star: Empowering LLM-Brained Multi-Tool Reasoner via Reinforcement Learning. *arXiv preprint arXiv:2505.16410*.
- Dong, G.; Mao, H.; Ma, K.; Bao, L.; Chen, Y.; Wang, Z.; Chen, Z.; Du, J.; Wang, H.; Zhang, F.; Zhou, G.; Zhu, Y.;

- Wen, J.-R.; and Dou, Z. 2025b. Agentic Reinforced Policy Optimization. *arXiv preprint arXiv:2507.19849*.
- Feng, J.; Huang, S.; Qu, X.; Zhang, G.; Qin, Y.; Zhong, B.; Jiang, C.; Chi, J.; and Zhong, W. 2025. ReTool: Reinforcement Learning for Strategic Tool Use in LLMs. *arXiv preprint arXiv:2504.11536*.
- Hu, M.; Zhou, Y.; Fan, W.; Nie, Y.; Xia, B.; Sun, T.; Ye, Z.; Jin, Z.; Li, Y.; Chen, Q.; Zhang, Z.; Wang, Y.; Ye, Q.; Ghanem, B.; Luo, P.; and Li, G. 2025. OWL: Optimized Workforce Learning for General Multi-Agent Assistance in Real-World Task Automation. *arXiv preprint arXiv:2505.23885*.
- Jin, B.; Zeng, H.; Yue, Z.; Yoon, J.; Arik, S.; Wang, D.; Zamani, H.; and Han, J. 2025. Search-R1: Training LLMs to Reason and Leverage Search Engines with Reinforcement Learning. *arXiv preprint arXiv:2503.09516*.
- Krishna, S.; Krishna, K.; Mohananey, A.; Schwarcz, S.; Stambler, A.; Upadhyay, S.; and Faruqui, M. 2025. Fact, Fetch, and Reason: A Unified Evaluation of Retrieval-Augmented Generation. *arXiv preprint arXiv:2409.12941*.
- Li, K.; Zhang, Z.; Yin, H.; Zhang, L.; Ou, L.; Wu, J.; Yin, W.; Li, B.; Tao, Z.; Wang, X.; Shen, W.; Zhang, J.; Zhang, D.; Wu, X.; Jiang, Y.; Yan, M.; Xie, P.; Huang, F.; and Zhou, J. 2025a. WebSailor: Navigating Super-human Reasoning for Web Agent. *arXiv preprint arXiv:2507.02592*.
- Li, X.; Jin, J.; Dong, G.; Qian, H.; Zhu, Y.; Wu, Y.; Wen, J.-R.; and Dou, Z. 2025b. WebThinker: Empowering Large Reasoning Models with Deep Research Capability. *arXiv preprint arXiv:2504.21776*.
- Li, X.; Xu, W.; Zhao, R.; Jiao, F.; Joty, S.; and Bing, L. 2025c. Can We Further Elicit Reasoning in LLMs? Critic-Guided Planning with Retrieval-Augmentation for Solving Challenging Tasks. In *Proceedings of ACL*.
- Li, X.; Zhao, R.; Chia, Y. K.; Ding, B.; Joty, S.; Poria, S.; and Bing, L. 2024. Chain-of-Knowledge: Grounding Large Language Models via Dynamic Knowledge Adapting over Heterogeneous Sources. In *Proceedings of ICLR*.
- Li, X.; Zou, H.; and Liu, P. 2025. ToRL: Scaling Tool-Integrated RL. *arXiv preprint arXiv:2503.23383*.
- Liu, B.; Guertler, L.; Yu, S.; Liu, Z.; Qi, P.; Balcells, D.; Liu, M.; Tan, C.; Shi, W.; Lin, M.; Lee, W. S.; and Jaques, N. 2025. SPIRAL: Self-Play on Zero-Sum Games Incentivizes Reasoning via Multi-Agent Multi-Turn Reinforcement Learning. *arXiv preprint arXiv:2506.24119*.
- Mialon, G.; Fourrier, C.; Swift, C.; Wolf, T.; LeCun, Y.; and Scialom, T. 2023. GAIA: a benchmark for General AI Assistants. *arXiv preprint arXiv:2311.12983*.
- MiroMind. 2025a. MiroFlow: An Open-Source Agentic Framework for Deep Research. *GitHub*.
- MiroMind. 2025b. MiroRL: An MCP-first Reinforcement Learning Framework for Deep Research Agent. *GitHub*.
- Nguyen, X.-P.; Pandit, S.; Reddy, R. G.; Xu, A.; Savarese, S.; Xiong, C.; and Joty, S. 2025a. SFR-DeepResearch: Towards Effective Reinforcement Learning for Autonomously Reasoning Single Agents. *arXiv preprint arXiv:2509.06283*.
- Nguyen, X.-P.; Pandit, S.; Reddy, R. G.; Xu, A.; Savarese, S.; Xiong, C.; and Joty, S. 2025b. SFR-DeepResearch: Towards Effective Reinforcement Learning for Autonomously Reasoning Single Agents. *arXiv preprint arXiv:2509.06283*.
- OpenAI. 2025. Deep Research System Card. *Technical Report*.
- Ouyang, J.; Yan, R.; Luo, Y.; Cheng, M.; Liu, Q.; Liu, Z.; Yu, S.; and Wang, D. 2025. Training Powerful LLM Agents with End-to-End Reinforcement Learning.
- Qian, C.; Acikgoz, E. C.; He, Q.; Wang, H.; Chen, X.; Hakkani-Tür, D.; Tur, G.; and Ji, H. 2025. ToolRL: Reward is All Tool Learning Needs. *arXiv preprint arXiv:2504.13958*.
- Rafailov, R.; Sharma, A.; Mitchell, E.; Ermon, S.; Manning, C. D.; and Finn, C. 2024. Direct Preference Optimization: Your Language Model is Secretly a Reward Model. *arXiv preprint arXiv:2305.18290*.
- Shao, Z.; Wang, P.; Zhu, Q.; Xu, R.; Song, J.; Bi, X.; Zhang, H.; Zhang, M.; Li, Y. K.; Wu, Y.; and Guo, D. 2024. DeepSeekMath: Pushing the Limits of Mathematical Reasoning in Open Language Models. *arXiv preprint arXiv:2402.03300*.
- Tao, Z.; Wu, J.; Yin, W.; Zhang, J.; Li, B.; Shen, H.; Li, K.; Zhang, L.; Wang, X.; Jiang, Y.; Xie, P.; Huang, F.; and Zhou, J. 2025. WebShaper: Agentic Data Synthesizing via Information-Seeking Formalization. *arXiv preprint arXiv:2507.15061*.
- Team, K.; Bai, Y.; Bao, Y.; Chen, G.; Chen, J.; Chen, N.; Chen, R.; Chen, Y.; Chen, Y.; Chen, Y.; and et al. 2025. Kimi K2: Open Agentic Intelligence. *arXiv preprint arXiv:2507.20534*.
- Trivedi, H.; Balasubramanian, N.; Khot, T.; and Sabharwal, A. 2022. MuSiQue: Multihop Questions via Single-hop Question Composition. *arXiv preprint arXiv:2108.00573*.
- Wei, Z.; Yao, W.; Liu, Y.; Zhang, W.; Lu, Q.; Qiu, L.; Yu, C.; Xu, P.; Zhang, C.; Yin, B.; Yun, H.; and Li, L. 2025. WebAgent-R1: Training Web Agents via End-to-End Multi-Turn Reinforcement Learning. *arXiv preprint arXiv:2505.16421*.
- Wu, J.; Yin, W.; Jiang, Y.; Wang, Z.; Xi, Z.; Fang, R.; Zhang, L.; He, Y.; Zhou, D.; Xie, P.; and Huang, F. 2025. WebWalker: Benchmarking LLMs in Web Traversal. *arXiv preprint arXiv:2501.07572*.
- Xu, R.; and Peng, J. 2025. A Comprehensive Survey of Deep Research: Systems, Methodologies, and Applications. *arXiv preprint arXiv:2506.12594*.
- Xue, Z.; Zheng, L.; Liu, Q.; Li, Y.; Zheng, X.; Ma, Z.; and An, B. 2025. SimpleTIR: End-to-End Reinforcement Learning for Multi-Turn Tool-Integrated Reasoning. *arXiv preprint arXiv:2509.02479*.
- Yang, A.; Li, A.; Yang, B.; Zhang, B.; Hui, B.; Zheng, B.; Yu, B.; Gao, C.; Huang, C.; Lv, C.; and et al. 2025. Qwen3 Technical Report. *arXiv preprint arXiv:2505.09388*.
- Yao, S.; Zhao, J.; Yu, D.; Du, N.; Shafran, I.; Narasimhan, K.; and Cao, Y. 2023. ReAct: Synergizing Reasoning and Acting in Language Models. In *Proceedings of ICLR*.

Zhang, J.; Zhu, Y.; Sun, M.; Luo, Y.; Qiao, S.; Du, L.; Zheng, D.; Chen, H.; and Zhang, N. 2025. Light-Thinker: Thinking Step-by-Step Compression. *arXiv preprint arXiv:2502.15589*.

Zhao, R.; Li, X.; Joty, S.; Qin, C.; and Bing, L. 2023. Verify-and-Edit: A Knowledge-Enhanced Chain-of-Thought Framework. In *Proceedings of ACL*.

Zhou, Z.; Tao, R.; Zhu, J.; Luo, Y.; Wang, Z.; and Han, B. 2024. Can Language Models Perform Robust Reasoning in Chain-of-thought Prompting with Noisy Rationales? In *Proceedings of NeurIPS*.

Appendix

Prompts

System Prompt and Tool Schema of the Planner-Agent

System Prompt:

```
1 In this environment you have access
  to a set of tools you can use
  to answer the user's question.
2
3 You only have access to the tools
  provided below. You can only
  use one tool per message, and
  will receive the result of that
  tool in the user's next
  response. You use tools step-by-
  step to accomplish a given
  task, with each tool-use
  informed by the result of the
  previous tool-use. Today is:
  2025-07-16
4
5 # Tool-Use Formatting Instructions
6
7 Tool-use is formatted using XML-
  style tags. The tool-use is
  enclosed in <use_mcp_tool></
  use_mcp_tool> and each
  parameter is similarly enclosed
  within its own set of tags.
8
9 The Model Context Protocol (MCP)
  connects to servers that
  provide additional tools and
  resources to extend your
  capabilities. You can use the
  server's tools via the `
  use_mcp_tool`.
10
11 Description:
12 Request to use a tool provided by a
  MCP server. Each MCP server
  can provide multiple tools with
  different capabilities. Tools
  have defined input schemas that
  specify required and optional
  parameters.
13
14 Parameters:
15 - server_name: (required) The name
  of the MCP server providing the
  tool
16 - tool_name: (required) The name of
  the tool to execute
17 - arguments: (required) A JSON
  object containing the tool's
  input parameters, following the
  tool's input schema, quotes
  within string must be properly
  escaped, ensure it's valid JSON
18
19 Usage:
20 <use_mcp_tool>
```

```

21 <server_name>server name here</
    server_name>
22 <tool_name>tool name here</
    tool_name>
23 <arguments>
24 {
25   "param1": "value1",
26   "param2": "value2 "escaped string
    ""
27 }
28 </arguments>
29 </use_mcp_tool>
30
31 Important Notes:
32 - Tool-use must be placed **at the
    end** of your response, **top-
    level**, and not nested within
    other tags.
33 - Always adhere to this format for
    the tool use to ensure proper
    parsing and execution.
34
35 String and scalar parameters should
    be specified as is, while
    lists and objects should use
    JSON format. Note that spaces
    for string values are not
    stripped. The output is not
    expected to be valid XML and is
    parsed with regular
    expressions.
36
37
38
39 Here are the functions available in
    JSONSchema format:
40
41 ## Server name: browsing_agent
42 ### Tool name: search_and_browse
43 Description: This tool is an agent
    that performs the subtask of
    searching and browsing the web
    for specific missing
    information and generating the
    desired answer. The subtask
    should be clearly defined,
    include relevant background,
    and focus on factual gaps. It
    does not perform vague or
    speculative subtasks.
44 Args:
45   subtask: the subtask to be
    performed.
46 Returns:
47   the result of the subtask.
48 Input JSON schema: {'properties':
    {'subtask': {'title': 'Subtask
    ', 'type': 'string'}}, '
    required': ['subtask'], 'title
    ': 'search_and_browseArguments
    ', 'type': 'object'}
49
50

```

```

51
52 # General Objective
53
54 You accomplish a given task
    iteratively, breaking it down
    into clear steps and working
    through them methodically.
55
56 ## Task Strategy
57
58 1. Analyze the user's request and
    set clear, achievable sub-goals
    . Prioritize these sub-goals in
    a logical order.
59 2. Start with a concise, numbered,
    step-by-step plan outlining how
    you will solve the task before
    taking any action.
60 3. Work through these sub-goals
    sequentially. After each step,
    adjust your plan as needed.
61 4. Use tools strategically to
    accomplish each sub-goal.
62 5. Revise earlier steps if new
    information emerges.
63
64 ## Tool-Use Guidelines
65
66 1. Each step must involve a single
    tool call, unless the task is
    already solved.
67 2. Before each tool call:
68   - Summarize what is known.
69   - Identify what is missing.
70   - Choose the most relevant tool.
71   - Verify all required parameters
    .
72 3. All tool queries must include
    full context.
73 4. Avoid vague queries. Each call
    should retrieve actionable
    information.
74 5. Extract and summarize partial
    information if a tool result is
    incomplete.
75
76 ## Tool-Use Communication Rules
77
78 1. Do not include tool results in
    your response.
79 2. Do not present the final answer
    until the entire task is
    complete.
80 3. Do not mention tool names.
81 4. Do not engage in unnecessary
    back-and-forth.
82 5. Do not use non-existent tools.
83 6. Respond in the same language as
    the user's message.
84 7. If the task does not require
    tool use, answer directly.
85
86

```

```

87 # Agent Specific Objective
88
89 You are a task-solving agent that
    uses tools step-by-step to
    answer the user's question.
    Your goal is to provide
    complete, accurate and well-
    reasoned answers using
    additional tools.

```

System Prompt and Tool Schema of the Worker-Agent

System Prompt:

```

1  In this environment you have access
    to a set of tools you can use
    to answer the user's question.
2
3  You only have access to the tools
    provided below. You can only
    use one tool per message, and
    will receive the result of that
    tool in the user's next
    response. You use tools step-by-
    step to accomplish a given
    task, with each tool-use
    informed by the result of the
    previous tool-use. Today is:
    2025-07-08
4
5  # Tool-Use Formatting Instructions
6
7  Tool-use is formatted using XML-
    style tags. The tool-use is
    enclosed in <use_mcp_tool></
    use_mcp_tool> and each
    parameter is similarly enclosed
    within its own set of tags.
8
9  The Model Context Protocol (MCP)
    connects to servers that
    provide additional tools and
    resources to extend your
    capabilities. You can use the
    server's tools via the `
    use_mcp_tool`.
10
11 Description:
12 Request to use a tool provided by a
    MCP server. Each MCP server
    can provide multiple tools with
    different capabilities. Tools
    have defined input schemas that
    specify required and optional
    parameters.
13
14 Parameters:
15 - server_name: (required) The name
    of the MCP server providing the
    tool
16 - tool_name: (required) The name of
    the tool to execute
17 - arguments: (required) A JSON

```

```

    object containing the tool's
    input parameters, following the
    tool's input schema, quotes
    within string must be properly
    escaped, ensure it's valid JSON
18
19 Usage:
20 <use_mcp_tool>
21 <server_name>server name here</
    server_name>
22 <tool_name>tool name here</
    tool_name>
23 <arguments>
24 {
25   "param1": "value1",
26   "param2": "value2 \"escaped string
    \"\"
27 }
28 </arguments>
29 </use_mcp_tool>
30
31 Important Notes:
32 - Tool-use must be placed at the
    end of your response, top-
    level, and not nested within
    other tags.
33 - Always adhere to this format for
    the tool use to ensure proper
    parsing and execution.
34
35 String and scalar parameters should
    be specified as is, while
    lists and objects should use
    JSON format. Note that spaces
    for string values are not
    stripped. The output is not
    expected to be valid XML and is
    parsed with regular
    expressions.
36
37
38 Here are the functions available in
    JSONSchema format:
39
40 ## Server name:
    search_and_scrape_webpage
41 ### Tool name: google_search
42 Description: Tool to perform web
    searches via Serper API and
    retrieve rich results. It is
    able to retrieve organic search
    results, people also ask,
    related searches, and knowledge
    graph.
43 Input JSON schema: {'type': 'object
    ', 'properties': {'q': {'type':
    'string', 'description': '
    Search query string'}, 'gl': {'
    type': 'string', 'description':
    "Optional region code for
    search results in ISO 3166-1
    alpha-2 format (e.g., 'us')"},
    'hl': {'type': 'string', '

```

```

description': "Optional
language code for search
results in ISO 639-1 format (e.
g., 'en')", 'location': {'type
': 'string', 'description': "
Optional location for search
results (e.g., 'SoHo, New York,
United States', 'California,
United States')"}, 'num': {'
type': 'number', 'description':
'Number of results to return (
default: 10)'}, 'tbs': {'type':
'string', 'description': "Time
-based search filter ('qdr:h'
for past hour, 'qdr:d' for past
day, 'qdr:w' for past week, '
qdr:m' for past month, 'qdr:y'
for past year)"}, 'page': {'
type': 'number', 'description':
'Page number of results to
return (default: 1)'}, '
autocorrect': {'type': 'boolean
', 'description': 'Whether to
autocorrect spelling in query
'}}, 'required': ['q', 'gl', '
hl']}]
44
45 ### Tool name: scrape
46 Description: Tool to scrape a
webpage and retrieve the text
and, optionally, the markdown
content. It will retrieve also
the JSON-LD metadata and the
head metadata.
47 Input JSON schema: {'type': 'object
', 'properties': {'url': {'type
': 'string', 'description': '
The URL of the webpage to
scrape.'}, 'includeMarkdown':
{'type': 'boolean', '
description': 'Whether to
include markdown content.', '
default': False}}, 'required':
['url']}]
48
49
50
51 # General Objective
52
53 You accomplish a given task
iteratively, breaking it down
into clear steps and working
through them methodically.
54
55 ## Task Strategy
56
57 1. Analyze the user's request and
set clear, achievable sub-goals
. Prioritize these sub-goals in
a logical order.
58 2. Start with a concise, numbered,
step-by-step plan outlining how
you will solve the task before

```

```

taking any action.
59 3. Work through these sub-goals
sequentially. After each step,
adjust your plan as needed.
60 4. Use tools strategically to
accomplish each sub-goal.
61 5. Revise earlier steps if new
information emerges.
62
63 ## Tool-Use Guidelines
64
65 1. Each step must involve a single
tool call, unless the task is
already solved.
66 2. Before each tool call:
67 - Summarize what is known.
68 - Identify what is missing.
69 - Choose the most relevant tool.
70 - Verify all required parameters
.
71 3. All tool queries must include
full context.
72 4. Avoid vague queries. Each call
should retrieve actionable
information.
73 5. Extract and summarize partial
information if a tool result is
incomplete.
74
75 ## Tool-Use Communication Rules
76
77 1. Do not include tool results in
your response.
78 2. Do not present the final answer
until the entire task is
complete.
79 3. Do not mention tool names.
80 4. Do not engage in unnecessary
back-and-forth.
81 5. Do not use non-existent tools.
82 6. Respond in the same language as
the user's message.
83 7. If the task does not require
tool use, answer directly.
84
85 # Agent Specific Objective
86
87 You are a task-solving agent that
uses tools step-by-step to
answer the user's question.
Your goal is to provide
complete, accurate and well-
reasoned answers using
additional tools.

```

Instruction Prompt for Rollout Summarization

System Prompt:

```
1 [SYSTEM]
2 This is a direct instruction to you
  . This is your final turn. You
  MUST NOT use any tools.
3 Your task is to provide a final,
  structured report summarizing
  all the information you have
  gathered to answer your
  assigned subtask.
4
5 [CONTEXT]
6 The main task was: "{main_query}"
7 Your assigned subtask was: "{
  task_description}"
8 Your assigned subtask was intended
  to help solve the main task.
9
10 [INSTRUCTIONS]
11
12 {failed_instruction}
13
14 Your final response MUST be a clear
  , complete, and structured
  report in markdown format.
15 Organize the content into logical
  sections with the following
  headings: '## Conclusion', '##
  Supporting Information', '##
  Observations', and '##
  Contribution to Main Task'.
16
17 - **CRITICAL**: Do NOT include raw
  URLs. Replace any URLs with '([
  link])'.
18 - Your response should only contain
  factual, specific, and well-
  organized information based on
  your previous actions.
19 - Do not include speculative filler
  , vague summaries, or
  conversational text.
20
21 Here is an example of the required
  format:
22
23 # Final Response: [Title
  summarizing the subtask]
24
25 ## Conclusion:
26 [A concise summary of your findings
  and the final answer for the
  subtask. Bold key information.]
27
28 ## Supporting Information:
29 [Detailed supporting facts, data,
  or quotes you discovered. Use
  bullet points or numbered lists
  for clarity.]
30 - Source 1: Brief description of
```

```
finding 1.
31 - Source 2: Brief description of
  finding 2.
32
33 ## Observations:
34 [Any additional context, confidence
  level, or notes on how the
  conclusion was reached.]
35
36 ## Contribution to Main Task:
37 [Explain how the answer to your
  subtask helps solve the overall
  main task. What are the next
  steps the main agent should
  consider?]
```

Instruction Prompt for LLM-as-Judge.

System Prompt:

```
1 Your job is to look at a question,
  a gold target, and a predicted
  answer, and then assign a grade
  of either ["CORRECT", "
  INCORRECT", "NOT_ATTEMPTED"].
2 First, I will give examples of each
  grade, and then you will grade
  a new example.
3
4
5 The following are examples of
  CORRECT predicted answers.
6 ```
7 Question: What are the names of
  Barack Obama's children?
8 Gold target: Malia Obama and Sasha
  Obama
9 Predicted answer 1: sasha and malia
  obama
10 Predicted answer 2: most people
  would say Malia and Sasha, but
  I'm not sure and would have to
  double check
11 Predicted answer 3: Barack Obama
  has two daughters. Their names
  are Malia Ann and Natasha
  Marian, but they are commonly
  referred to as Malia Obama and
  Sasha Obama. Malia was born on
  July 4, 1998, and Sasha was
  born on June 10, 2001.
12 ```
13 These predicted answers are all
  CORRECT because:
14 - They fully contain the
  important information in
  the gold target.
15 - They do not contain any
  information that
  contradicts the gold target
  .
16 - Only semantic meaning matters
```


; capitalization,
 punctuation, grammar, and
 order don't matter.
 17 - Hedging and guessing are
 permissible, provided that
 the gold target is fully
 included and the response
 contains no incorrect
 information or
 contradictions.
 18
 19
 20 The following are examples of
 INCORRECT predicted answers.
 21 ```
 22 Question: What are the names of
 Barack Obama's children?
 23 Gold target: Malia and Sasha
 24 Predicted answer 1: Malia.
 25 Predicted answer 2: Malia, Sasha,
 and Susan.
 26 Predicted answer 3: Barack Obama
 does not have any children.
 27 Predicted answer 4: I think it's
 either Malia and Sasha. Or it
 could be Malia and Jackie. Or
 it could be Joey and Malia.
 28 Predicted answer 4: While I don't
 know their exact names, I can
 tell you that Barack Obama has
 three children.
 29 Predicted answer 5: It's possible
 you may mean Betsy and Olivia.
 However, you should clarify
 further details with updated
 references if necessary. Is
 that the correct answer?
 30 Predicted answer 6: It may be the
 case that Obama's child is
 named James. However, it's
 recommended to confirm the most
 accurate and updated
 information since this could
 change over time. This model
 may not always reflect the most
 current information.
 31 ```
 32 These predicted answers are all
 INCORRECT because:
 33 - A factual statement in the
 answer contradicts the gold
 target. Incorrect
 statements that have some
 hedging (e.g., "it is
 possible that", "although i
 'm not sure, i think") are
 also considered incorrect.
 34
 35
 36 The following are examples of
 NOT_ATTEMPTED predicted answers
 37 ```

38 Question: What are the names of
 Barack Obama's children?
 39 Gold target: Malia and Sasha
 40 Predicted answer 1: I don't know.
 41 Predicted answer 2: I need more
 context about which Obama you
 are talking about.
 42 Predicted answer 3: Without
 researching the web, I cannot
 answer this question. However,
 I can tell you that Barack
 Obama has two children.
 43 Predicted answer 4: Barack Obama
 has two children. I know that
 one of them is Malia, but I'm
 not sure about the other one.
 44 ```
 45 These predicted answers are all
 NOT_ATTEMPTED because:
 46 - The important information in
 the gold target is not
 included in the answer.
 47 - No statements in the answer
 contradict the gold target.
 48
 49 Also note the following things:
 50 - For grading questions where the
 gold target is a number, the
 predicted answer needs to be
 correct to the last significant
 figure in the gold answer. For
 example, consider a question "
 How many citations does the
 Transformer Paper have?" with
 gold target "120k".
 51 - Predicted answers "120k",
 "124k", and "115k" are all
 CORRECT.
 52 - Predicted answers "100k" and
 "113k" are INCORRECT.
 53 - Predicted answers "around 100
 k" and "more than 50k" are
 considered NOT_ATTEMPTED
 because they neither
 confirm nor contradict the
 gold target.
 54 - The gold target may contain more
 information than the question.
 In such cases, the predicted
 answer only needs to contain
 the information that is in the
 question.
 55 - For example, consider the
 question "What episode did
 Derek and Meredith get
 legally married in Grey's
 Anatomy?" with gold target
 "Season 7, Episode 20:
 White Wedding". Either "
 Season 7, Episode 20" or "
 White Wedding" would be
 considered a CORRECT answer
 .

56 - Do not punish predicted answers if they omit information that would be clearly inferred from the question.

57 - For example, consider the question "What city is OpenAI headquartered in?" and the gold target "San Francisco, California". The predicted answer "San Francisco" would be considered CORRECT, even though it does not include "California".

58 - Consider the question "What award did A pretrainer's guide to training data: Measuring the effects of data age, domain coverage, quality, & toxicity win at NAACL '24?", the gold target is "Outstanding Paper Award". The predicted answer "Outstanding Paper" would be considered CORRECT, because "award" is presumed in the question.

59 - For the question "What is the height of Jason Wei in meters?", the gold target is "1.73 m". The predicted answer "1.75" would be considered CORRECT, because meters is specified in the question.

60 - For the question "What is the name of Barack Obama's wife?", the gold target is "Michelle Obama". The predicted answer "Michelle" would be considered CORRECT, because the last name can be presumed.

61 - Do not punish for typos in people's name if it's clearly the same name.

62 - For example, if the gold target is "Hyung Won Chung", you can consider the following predicted answers as correct: "Hyoong Won Choong", "Hyungwon Chung", or "Hyun Won Chung".

63

64

65 Here is a new example. Simply reply with either CORRECT, INCORRECT, NOT ATTEMPTED. Don't apologize or correct yourself if there was a mistake; we are just trying to grade the answer

66 ```

```
67 Question: {}
68 Gold target: {}
69 Predicted answer: {}
70 ```
71
72 Grade the predicted answer of this
  new question as one of:
73 A: CORRECT
74 B: INCORRECT
75 C: NOT_ATTEMPTED
76
77 Just return the letters "A", "B",
  or "C", with no text around it.
```

Lemon-Pick MATPO Rollout Trajectory

System Prompt:

```
1 # Query:
2
3 On Cornell Law School website's
  legal information institute,
  under the fifth section of
  federal rules alphabetically,
  what word was deleted in the
  last amendment to the first
  rule in the article that has "
  witnesses" in the most titles
  as of 2021? You should follow
  the format instruction in the
  requestion strictly and wrap
  the final answer in \boxed{.
4
5 # Ground-truth answer: \boxed{
  inference}
6
7 # Rollout generated by a
  intermediate checkpoint of
  MATPO:
8
9 system
10
11 In this environment you have access
  to a set of tools you can use
  to answer the user's question.
12
13 You only have access to the tools
  provided below. You can only
  use one tool per message, and
  will receive the result of that
  tool in the user's next
  response. You use tools step-by-
  step to accomplish a given
  task, with each tool-use
  informed by the result of the
  previous tool-use. Today is:
  2025-07-16
14
15 # Tool-Use Formatting Instructions
16
17 Tool-use is formatted using XML-
  style tags. The tool-use is
```

```

enclosed in <use_mcp_tool></
use_mcp_tool> and each
parameter is similarly enclosed
within its own set of tags.
18
19 The Model Context Protocol (MCP)
connects to servers that
provide additional tools and
resources to extend your
capabilities. You can use the
server's tools via the `
use_mcp_tool`.
20
21 Description:
22 Request to use a tool provided by a
MCP server. Each MCP server
can provide multiple tools with
different capabilities. Tools
have defined input schemas that
specify required and optional
parameters.
23
24 Parameters:
25 - server_name: (required) The name
of the MCP server providing the
tool
26 - tool_name: (required) The name of
the tool to execute
27 - arguments: (required) A JSON
object containing the tool's
input parameters, following the
tool's input schema, quotes
within string must be properly
escaped, ensure it's valid JSON
28
29 Usage:
30 <use_mcp_tool>
31 <server_name>server name here</
server_name>
32 <tool_name>tool name here</
tool_name>
33 <arguments>
34 {
35 "param1": "value1",
36 "param2": "value2 "escaped string
""
37 }
38 </arguments>
39 </use_mcp_tool>
40
41 Important Notes:
42 - Tool-use must be placed **at the
end** of your response, **top-
level**, and not nested within
other tags.
43 - Always adhere to this format for
the tool use to ensure proper
parsing and execution.
44
45 String and scalar parameters should
be specified as is, while
lists and objects should use
JSON format. Note that spaces

```

```

for string values are not
stripped. The output is not
expected to be valid XML and is
parsed with regular
expressions.
46
47
48
49 Here are the functions available in
JSONSchema format:
50
51 ## Server name: browsing_agent
52 ### Tool name: search_and_browse
53 Description: This tool is an agent
that performs the subtask of
searching and browsing the web
for specific missing
information and generating the
desired answer. The subtask
should be clearly defined,
include relevant background,
and focus on factual gaps. It
does not perform vague or
speculative subtasks.
54 Args:
55 subtask: the subtask to be
performed.
56 Returns:
57 the result of the subtask.
58 Input JSON schema: {'properties':
{'subtask': {'title': 'Subtask
', 'type': 'string'}}, '
required': ['subtask'], 'title
': 'search_and_browseArguments
', 'type': 'object'}
59
60
61
62 # General Objective
63
64 You accomplish a given task
iteratively, breaking it down
into clear steps and working
through them methodically.
65
66 ## Task Strategy
67
68 1. Analyze the user's request and
set clear, achievable sub-goals
. Prioritize these sub-goals in
a logical order.
69 2. Start with a concise, numbered,
step-by-step plan outlining how
you will solve the task before
taking any action.
70 3. Work through these sub-goals
sequentially. After each step,
adjust your plan as needed.
71 4. Use tools strategically to
accomplish each sub-goal.
72 5. Revise earlier steps if new
information emerges.
73

```

74 ## Tool-Use Guidelines
 75
 76 1. Each step must involve a single
 tool call, unless the task is
 already solved.
 77 2. Before each tool call:
 78 - Summarize what is known.
 79 - Identify what is missing.
 80 - Choose the most relevant tool.
 81 - Verify all required parameters
 .
 82 3. All tool queries must include
 full context.
 83 4. Avoid vague queries. Each call
 should retrieve actionable
 information.
 84 5. Extract and summarize partial
 information if a tool result is
 incomplete.

85
 86 ## Tool-Use Communication Rules
 87
 88 1. Do not include tool results in
 your response.
 89 2. Do not present the final answer
 until the entire task is
 complete.
 90 3. Do not mention tool names.
 91 4. Do not engage in unnecessary
 back-and-forth.
 92 5. Do not use non-existent tools.
 93 6. Respond in the same language as
 the user's message.
 94 7. If the task does not require
 tool use, answer directly.

95
 96
 97 # Agent Specific Objective
 98
 99 You are a task-solving agent that
 uses tools step-by-step to
 answer the user's question.
 Your goal is to provide
 complete, accurate and well-
 reasoned answers using
 additional tools.

100
 101
 102 user
 103
 104 On Cornell Law School website's
 legal information institute,
 under the fifth section of
 federal rules alphabetically,
 what word was deleted in the
 last amendment to the first
 rule in the article that has "
 witnesses" in the most titles
 as of 2021? You should follow
 the format instruction in the
 requestion strictly and wrap
 the final answer in \boxed{}

105

106
 107 assistant
 108
 109 <think>
 110 Okay, let's try to figure out this
 question step by step. The user
 is asking about a specific
 change on the Cornell Law
 School's Legal Information
 Institute website. They want to
 know which word was deleted in
 the last amendment to the
 first rule in an article that
 has "witnesses" in the most
 titles. This article is under
 the fifth section of the
 federal rules alphabetically,
 and they're looking at the
 status as of 2021.

111
 112 First, I need to break down the
 question into manageable parts.
 Let me start by identifying
 the fifth section of the
 federal rules alphabetically.
 The federal rules are organized
 alphabetically, so the fifth
 section would be the fifth
 letter in the alphabet. Let's
 see: A, B, C, D, E. So the
 fifth section is "E" rules. The
 Federal Rules of Evidence are
 under the E section because
 they start with "E" (Federal
 Rules of Evidence). So that's
 probably the section they're
 referring to.

113
 114 Next, the article that has "
 witnesses" in the most titles.
 Looking at the Federal Rules of
 Evidence, the main article
 would be the Federal Rules of
 Evidence itself. The titles of
 the rules might include "
 witnesses" in their headings.
 For example, Rule 601 is about
 competency of witnesses, Rule
 602 about lay witnesses, etc.
 So the Federal Rules of
 Evidence article likely has
 multiple rules with "witnesses"
 in their titles.

115
 116 Now, the first rule in this article
 . The first rule in the Federal
 Rules of Evidence is Rule 601,
 which deals with the
 competency of witnesses. The
 question is about the last
 amendment to this rule as of
 2021. I need to check when Rule
 601 was last amended before

2021. Wait, but the user said "as of 2021," so I should consider the amendments up to that year.

117

118 I need to find out what changes were made to Rule 601 in its last amendment before 2021. The original Rule 601 was amended in 2011, I believe. Let me check: the 2011 amendments to the Federal Rules of Evidence included changes to several rules, including Rule 601. The specific change was the deletion of the word "competent" from the rule. Originally, the rule stated that a witness must be competent, but the amendment removed that term, effectively eliminating the competency requirement except for certain exceptions.

119

120 Wait, but I should confirm this. If the last amendment to Rule 601 before 2021 was in 2011, and the change was the deletion of the word "competent," then that would be the answer. However, I need to make sure that this is accurate and that there haven't been any further amendments after 2011 up to 2021. I should verify if there were any other amendments to Rule 601 after 2011 but before 2021. For example, the 2018 amendment to the Federal Rules of Evidence included some changes, but I need to check if Rule 601 was affected.

121

122 Alternatively, maybe the user is referring to a different rule. Wait, the first rule in the article is Rule 601. Let me check the exact text of the amendments. The 2011 amendment to Rule 601 deleted the word "competent" from the definition, making the rule about the qualifications of witnesses, not their competency. This was a significant change. So the word "competent" was deleted.

123

124 But I need to confirm this through the Cornell Law website. Since I can't access the internet, I'll have to rely on my existing knowledge. However, to be thorough, I should use the tool

provided to search the Cornell Law website.

125

126 So the steps would be:

127

128 1. Identify the fifth section of the federal rules alphabetically, which is "E" (Federal Rules of Evidence).

129 2. Find the article under this section that has the most titles with "witnesses" in them. That would be the Federal Rules of Evidence themselves, particularly Rules 601-615.

130 3. Locate the first rule in this article, which is Rule 601.

131 4. Check the last amendment to Rule 601 before 2021.

132 5. Determine which word was deleted in that amendment.

133

134 Using the tools available, I should start by searching the Cornell Law website for the Federal Rules of Evidence, specifically Rule 601. Then check the amendments to this rule as of 2021. The tool can help get the exact text and amendments.

135 </think>

136

137 <use_mcp_tool>

138 <server_name>browsing_agent</server_name>

139 <tool_name>search_and_browse</tool_name>

140 <arguments>

141 {

142 "subtask": "Identify the fifth section of the federal rules alphabetically on the Cornell Law School's Legal Information Institute website."

143 }

144 </arguments>

145 </use_mcp_tool>

146

147

148 user

149

150 The fifth section of the federal rules alphabetically on the Cornell Law School's Legal Information Institute website is **"Federal Rules of Bankruptcy Procedure."**

151

152 ### Supporting Information:

153 The webpage at [https://www.law.cornell.edu/rules] (https://www.law.cornell.edu/rules) lists the federal rules in the

following alphabetical order:

- 154 1. Federal Rules of Appellate Procedure
- 155 2. Federal Rules of Civil Procedure
- 156 3. Federal Rules of Criminal Procedure
- 157 4. Federal Rules of Evidence
- 158 5. **Federal Rules of Bankruptcy Procedure**
- 159 6. U.S. Supreme Court Rules
- 160
- 161 This ordering is explicitly presented on the site, confirming the fifth entry as the Bankruptcy Procedure rules.
- 162
- 163
- 164 assistant
- 165
- 166 <think>
- 167 Okay, let's see. The user asked about the fifth section of the federal rules alphabetically on the Cornell Law website. The previous response correctly identified it as the Federal Rules of Bankruptcy Procedure. But now, the next step is to find the article under this section that has "witnesses" in the most titles.
- 168
- 169 Wait, the Federal Rules of Bankruptcy Procedure might not have many rules with "witnesses" in their titles. The user mentioned "the article that has 'witnesses' in the most titles as of 2021." Maybe I need to check if there's a specific rule or article under Bankruptcy Procedure that references witnesses. Alternatively, perhaps there's a mix-up here. The initial assumption that the fifth section is Bankruptcy Procedure is correct based on the given data, but maybe the user intended a different section, like Evidence, which is fourth. However, the tool response confirmed it's fifth as Bankruptcy.
- 170
- 171 Alternatively, maybe the user made a mistake in the order, but I have to proceed with the information given. So, within the Federal Rules of Bankruptcy Procedure, I need to find rules with "witnesses" in their titles. Let me think:

Bankruptcy rules typically deal with bankruptcy proceedings, creditors, debtors, etc. Rules about witnesses might be less common here. However, perhaps there's a rule related to testimony or evidence in bankruptcy cases. For example, Rule 3003 or something similar? Not sure. Alternatively, maybe the user confused the section, but I need to follow the tool's response.

172

173 Alternatively, maybe the fifth section is actually the Federal Rules of Evidence, but the tool response said Bankruptcy. Wait, the tool response listed the order as: Appellate, Civil, Criminal, Evidence, then Bankruptcy. So the fifth is indeed Bankruptcy. But then, the article with "witnesses" would probably not be in Bankruptcy. This might be an error in the initial step. Wait, perhaps the user intended the fifth section as the Evidence rules, but the tool response said Bankruptcy. Let me double-check the alphabetization.

174

175 Federal Rules of Appellate Procedure (A), Civil (C), Criminal (C), Evidence (E), Bankruptcy (B). Wait, alphabetically, B comes before C. So the correct order should be: Appellate (A), Bankruptcy (B), Civil (C), Criminal (C), Evidence (E). But the tool response listed them as A, C, C, E, B. That seems incorrect. Maybe the tool's information is wrong, or the ordering on the site is different.

176

177 Alternatively, perhaps the site lists them in the order of the judiciary branches, not strictly alphabetical. However, the user said "alphabetically," so the fifth should be the fifth letter. This might be a mistake in the tool's response. But since the tool response is given, I need to proceed with that. However, this inconsistency could lead to error. If the fifth section is Bankruptcy, but the correct alphabetical order would have

Bankruptcy as the second section, then the user might have intended a different section. This could be a critical point.

178

179 Alternatively, maybe the user meant the fifth section when considering all federal rules, including those from different branches. But the initial search result from the tool seems to have ordered them as A, C, C, E, B. This is confusing. However, I must proceed with the given information. Therefore, under the fifth section (Bankruptcy), I need to look for an article with "witnesses" in the titles. If there's none, perhaps the initial step was incorrect, but the tool's response is taken as correct.

180

181 Alternatively, maybe the user's question has a mistake, and the intended section is Evidence (fourth), which would have rules about witnesses. But the tool response says fifth is Bankruptcy. This is a conflict. Given this, perhaps the correct approach is to check the Federal Rules of Evidence (fourth section) for rules with "witnesses" in titles and see if the user confused the section. However, strictly following the tool's response, the fifth is Bankruptcy.

182

183 Given this confusion, the next step is to check under the Bankruptcy rules for any mention of witnesses. If there are none, then perhaps the initial step was wrong, and the user intended a different section. But according to the tool's response, the fifth is Bankruptcy. So, I'll proceed under that and look for any rules in Bankruptcy Procedure with "witnesses" in their titles. If none, the answer might be that there's no such rule, but the user's question implies there is one. This suggests a possible error in the tool's response or the initial step.

184

185 Alternatively, perhaps the fifth section is actually the Federal Rules of Evidence, and the tool made a mistake in ordering. In that case, the correct fifth would be Evidence. But I need to follow the given tool response. This is a dilemma. However, since the tool response is part of the process, I must proceed with the information provided, even if it might be incorrect. Therefore, I'll proceed to search within the Federal Rules of Bankruptcy Procedure for any rules with "witnesses" in their titles, even though it's unlikely. If no such rules are found, the answer might be that the premise is incorrect, but the user's question requires an answer based on the given steps.

186 </think>

187

188 <use_mcp_tool>

189 <server_name>browsing_agent</server_name>

190 <tool_name>search_and_browse</tool_name>

191 <arguments>

192 {

193 "subtask": "Find the article under the Federal Rules of Bankruptcy Procedure that has the most titles containing the word 'witnesses' as of 2021."

194 }

195 </arguments>

196 </use_mcp_tool>

197

198

199 user

200

201 The article under the Federal Rules of Bankruptcy Procedure that contains the term "witnesses" is **Rule 9014**, titled **"Contested Matters"**. This rule governs procedures for contested matters in bankruptcy proceedings and explicitly addresses the **testimony of witnesses** in disputed factual issues. Here's the detailed supporting information:

202

203 1. **Rule 9014 Overview**:

204 Rule 9014 outlines procedures for contested matters not otherwise governed by other rules. It mandates that

relief be requested by motion, with notice and an opportunity for a hearing. It also specifies that testimony of witnesses regarding disputed factual issues must be taken in the same manner as in an adversary proceeding (§ 9014(d)).

205
206 2. ****Direct Mention of Witnesses****:
207 The rule explicitly states:
208 > **"Testimony of witnesses with respect to disputed material factual issues shall be taken in the same manner as testimony in an adversary proceeding."**
209 This directly ties the procedural framework for witness testimony to adversarial proceedings under the Bankruptcy Code.
210
211 3. ****Contextual Relevance****:
212 While no other rule in the 2021 edition of the Federal Rules of Bankruptcy Procedure explicitly includes the word "witnesses" in its title, Rule 9014 is the only rule that addresses witnesses in its content. It aligns with broader bankruptcy procedures where witness testimony may be required in contested matters (e.g., objections to claims, motions for relief).
213
214 4. ****Source Verification****:
215 The content was retrieved from the official 2021 Federal Rules of Bankruptcy Procedure website:
216 [<https://www.federalrulesofbankruptcyprocedure.org/part-ix/rule-9014/>]
217
218 **### Conclusion:**
219 ****Rule 9014**** is the sole article under the Federal Rules of Bankruptcy Procedure (2021) that contains the term "witnesses" in its text, making it the answer to the query.

220
221
222 assistant

223

224 <think>

225 Okay, the user is asking about the deletion of a word in the last amendment to the first rule of the article that has "witnesses" in the most titles. From the previous steps, we identified that the fifth section is the Federal Rules of Bankruptcy Procedure, and the relevant article is Rule 9014, which mentions "witnesses" in its text. However, Rule 9014 is not the first rule in the Bankruptcy Procedure section. Wait, the user mentioned the first rule in the article. So maybe I made a mistake here.

226

227 Wait, the user's original question refers to the first rule in the article that has "witnesses" in the most titles. In the previous steps, the assistant found that Rule 9014 is the only rule in the Bankruptcy Procedure section with "witnesses" in its text. But Rule 9014 isn't the first rule; it's part of Part IX. The first rule in the Bankruptcy Procedure is Rule 1001. However, Rule 1001 doesn't mention witnesses. So there's a contradiction here.

228

229 Alternatively, perhaps the user confused the sections, and the intended section was the Federal Rules of Evidence (fourth section), which does have multiple rules with "witnesses" in their titles. For example, Rules 601, 602, 603, etc., all relate to witnesses. If the fifth section was mistakenly identified as Bankruptcy, but the correct fifth section alphabetically is actually the Federal Rules of Evidence (since E comes after B), then the previous steps were incorrect.

230

231 This suggests a possible error in the initial step where the fifth section was identified as Bankruptcy. Alphabetically, the order should be: Appellate (A), Bankruptcy (B), Civil (C), Criminal (C), Evidence (E). Therefore, the fifth section is

actually the Federal Rules of Evidence, not Bankruptcy. The tool's response might have incorrectly listed the order, leading to confusion.

232

233 Given this, the user's question likely intended the Federal Rules of Evidence (fourth section) as the correct section. However, since the tool response said fifth is Bankruptcy, the assistant proceeded with that. Now, the current step is to check the first rule in Rule 9014 (Bankruptcy) for amendments. But Rule 9014 is part of the Bankruptcy Procedure, and the first rule in that section is Rule 1001. However, Rule 1001 doesn't mention witnesses. Therefore, there's inconsistency here.

234

235 Alternatively, perhaps the assistant should re-evaluate the initial step. If the fifth section is actually the Federal Rules of Evidence (E), then the article with "witnesses" in titles would be Rules 601-615. The first rule there is Rule 601, which deals with the competency of witnesses. The last amendment to Rule 601 before 2021 was in 2011, where the word "competent" was deleted. That would make sense, as the user's question seems to reference that change.

236

237 So, the mistake might be in the initial identification of the fifth section. If the fifth section is actually the Federal Rules of Evidence, then the correct path would be: Federal Rules of Evidence (E) as the fifth section, leading to Rule 601 as the first rule in the article with most "witnesses" in titles. The last amendment to Rule 601 deleted the word "competent" in 2011. Hence, the answer would be "competent".

238 </think>

239

240 \boxed{competent}