
IMPROVING MULTIMODAL BRAIN ENCODING MODEL WITH DYNAMIC SUBJECT-AWARENESS ROUTING

Xuanhua Yin

xuanhua.yin@sydney.edu.au

Runkai Zhao*

runkai.zhao@sydney.edu.au

Weidong Cai*

tom.cai@sydney.edu.au

School of Computer Science, The University of Sydney, Australia

ABSTRACT

Naturalistic fMRI encoding must handle multimodal inputs, shifting fusion styles, and pronounced inter-subject variability. We introduce AFIRE (Agnostic Framework for Multimodal fMRI Response Encoding), an agnostic interface that standardizes time-aligned post-fusion tokens from varied encoders, and MIND, a plug-and-play Mixture-of-Experts decoder with a subject-aware dynamic gating. Trained end-to-end for whole-brain prediction, AFIRE decouples the decoder from upstream fusion, while MIND combines token-dependent Top-K sparse routing with a subject prior to personalize expert usage without sacrificing generality. Experiments across multiple multimodal backbones and subjects show consistent improvements over strong baselines, enhanced cross-subject generalization, and interpretable expert patterns that correlate with content type. The framework offers a simple attachment point for new encoders and datasets, enabling robust, plug-and-improve performance for naturalistic neuroimaging studies. Code is available at <https://github.com/xuanhuayin/MIND>.

Keywords multimodal fMRI, brain encoding, mixture-of-experts, dynamic routing, agnostic framework

1 Introduction

Real-world perception is intrinsically multisensory: auditory, visual, and linguistic cues co-occur rather than arriving in isolation. Converging evidence shows that these cues are integrated across distributed cortex, not only in heteromodal association areas but also via modulatory influences within so-called “unimodal” cortices. This pattern is consistent with population codes pooling information across modalities [1]. This view motivates encoding models that operate directly on multimodal inputs, targeting unified neural prediction rather than stitching together separate unimodal pipelines [2].

In single-modality settings, cross-subject variability is often mitigated by aligning subjects into a shared representational space (e.g., hyperalignment [3], [4]) or by modeling a shared latent response as in the Shared Response Model (SRM) [5], thereby disentangling common structure from idiosyncratic topographies and improving transfer. Under multimodal stimulation (e.g., audio, video and language during naturalistic movie-watching), however, individuals differ in how they weight, bind, and gate features across modalities over time, yielding subject-specific fusion patterns that standard alignments do not capture. Recent community efforts underscore this gap and call for multimodal-generalizable brain-encoding models [6], [7], [8]. This requires architectures that are fusion-agnostic and subject-aware, while remaining interpretable and scalable.

To address the challenges, as shown in Fig. 1, we introduce the **Agnostic Framework for Multimodal fMRI Response Encoding (AFIRE)**, which is a plug-in interface that ingests fused or jointly trained multimodal features from diverse

*Corresponding authors

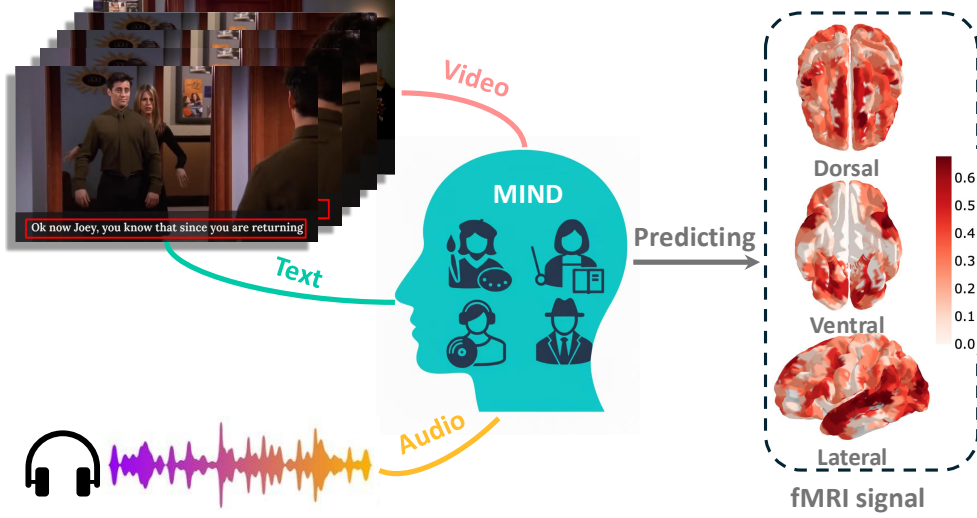


Figure 1: **AFIRE pipeline for fMRI prediction.** The brain integrates multimodal information concurrently over time. AFIRE mirrors this process by exposing time-aligned, fusion-agnostic tokens to a subject-aware dynamic decoder (MIND), enabling whole-brain fMRI prediction without backbone-specific tailoring.

backbones and exposes them to a subject-aware dynamic decoder. AFIRE standardizes time-aligned representations into a shared token space and clearly separates upstream fusion details from downstream decoding, allowing the decoder to impose stable, subject-aware inductive biases, thereby improving cross-backbone transfer and inter-subject generalization. To support subject-aware whole-brain encoding and explicit modeling of inter-subject variability, we deploy within AFIRE the **Mixture-of-Experts Integrated Decoder (MIND)**, a sparse Mixture-of-Experts (MoE) that maps time-aligned tokens to whole-brain responses, where each subject is represented by a distinct, learnable combination of experts. To learn these subject-specific expert mixtures and better capture subject differences, we introduce the **Subject-aware Dynamic Gating (SADGate)** module, which combines token-dependent scores with a subject prior and applies sparse Top- K selection to produce token- and subject-conditioned expert weights. Empirically, we evaluate on the *Algonauts 2025* benchmark [6] across three feature fusion backbones, single-encoder fusion (TRIBE) [9], image-aligned fusion (ImageBind) [10], and text-aligned fusion (Qwen2.5-Omni) [11], and report parcel-level Pearson r , Spearman ρ , R^2 , and *Inter-Subject Generalization (ISG)*. Our contributions are summarized as follows:

- We propose the Agnostic Framework for Multimodal fMRI Response Encoding, **AFIRE**, an agnostic, plug-and-play framework that exposes a uniform post-fusion interface and enables whole-brain encoding across diversity fusion backbones.
- We design the Mixture-of-Experts Integrated Decoder, **MIND**, operating on AFIRE’s post-fusion features, and incorporate a subject dynamic routing module, **SADGate**, combining token-dependent scores with a subject prior router and sparse Top- K selection. Together with specialized expert heads and weighted late fusion, these components improve both generalization and personalization.
- We conduct extensive experiments on the *Algonauts 2025* benchmark with the Trimodal Brain Encoder (TRIBE), ImageBind and Qwen2.5-Omni encoders, achieving mean gains of **+0.067** (r), **+0.065** (ρ), **+0.028** (R^2), and **+0.063** (*Inter-Subject Generalization, ISG*) over each baseline.

2 Methodology

We adopt **AFIRE** as a unified, agnostic framework that standardizes heterogeneous multimodal backbones into TR-synchronous post-fusion tokens and governs the overall pipeline, interface, and end-to-end training scheme [6], [12], [13], [14]. On this interface, we deploy **MIND**, a sparse Mixture-of-Experts decoder for whole-brain fMRI. Its subject-aware dynamic gating module, **SADGate**, produces adaptive, sparse expert mixtures to address inter-subject variability [15]. The design remains compatible with image-aligned, Transformer-fused, and LLM-centric encoders [9], [10], [11], [16] and follows conditional-computation practice in sparse MoE systems.

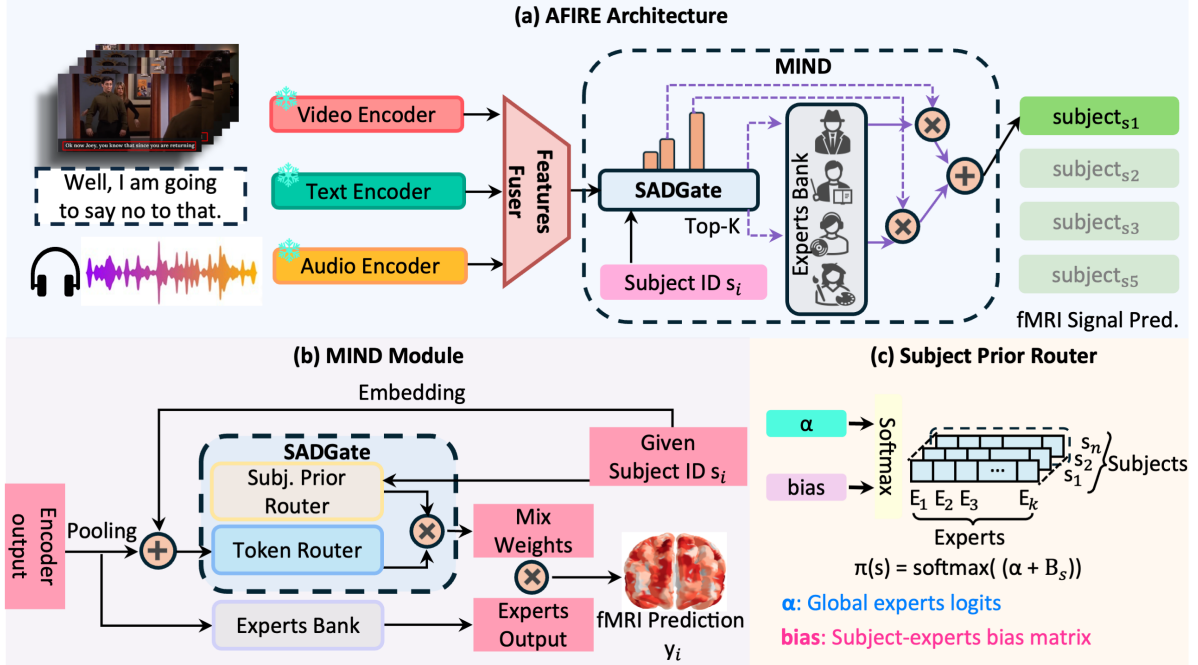


Figure 2: **Overall pipeline.** (a) **Agnostic Framework for Multimodal fMRI Response Encoding (AFIRE)**: a thin, fusion-agnostic post-fusion interface that standardizes time-aligned tokens from arbitrary encoders and exposes a shared fused space to the decoder. It decouples fusion specifics from decoding and enables plug-and-play, subject-aware whole-brain prediction. We adopt this design to address the heterogeneity and cross-backbone inconsistency of multimodal fusion. (b) **Mixture-of-Experts Integrated Decoder (MIND)**: a thin, agnostic post-fusion interface that standardizes time-aligned tokens from arbitrary encoders to address the heterogeneity and cross-backbone inconsistency of multimodal fusion. This design clearly separates upstream fusion details from decoding and enables plug-and-play, subject-aware whole-brain prediction: operating directly on the shared fused space, the decoder dynamically partitions and reweights latent subspaces. (c) **Subject Prior Router**: to model persistent subject preferences and stabilize routing, a global expert-logit vector α and a subject–expert bias matrix B define a prior $\pi(s)$. Top- K selection and normalization produce sparse expert weights \hat{w}_t that adapt across subjects.

2.1 Data Temporal Alignment

Upstream multimodal features (video, audio, text) are sampled at 2 Hz, while fMRI is collected at TR resolution. We align modalities by aggregating 2 Hz frames within each TR bin to obtain TR-synchronous post-fusion tokens $\{z_t\}_{t=1}^T$ with $z_t \in \mathbb{R}^D$, which serve as AFIRE inputs to the decoder.

2.2 AFIRE: An Agnostic Framework

Pipeline & interface. As shown in Fig. 2a, AFIRE ingests time-aligned, per-layer features from heterogeneous fusion backbones and standardizes them into a common token space. A configurable operator then merges modalities into a single token stream. A lightweight temporal module (one to two layers of self-attention or a temporal MLP with positional encoding and normalization) captures short-range dependencies while remaining agnostic. TR-synchronous tokenization yields a standardized post-fusion sequence $\{z_t\}$ for decoding across image-aligned, Transformer-fused, and LLM-centric backbones [9], [10], [11].

Training scheme. AFIRE is optimized end to end with the decoder, and gradients from the reconstruction loss flow through the late-fusion head, experts, and SADGate into AFIRE’s projector and temporal layers. This maintains joint training under a single objective while keeping the post-fusion interface independent of upstream fusion choices [6], [12].

2.3 SADGate: Subject-aware Dynamic Gating

SADGate comprises a Token Router and a Subject Prior Router; the combined Top-K weights define subject- and token-conditioned expert mixtures.

Token router. For subject s and AFIRE token $z_t \in \mathbb{R}^D$ at TR t , we condition on a learnable subject embedding $e_{\text{subj}}(s)$ and compute token-dependent logits:

$$\tilde{z}_t = z_t + e_{\text{subj}}(s), \quad g_t = W_r \tilde{z}_t + b_r, \quad p_t = \text{softmax}(g_t). \quad (1)$$

This token path captures transient stimulus context and local temporal cues [15].

Subject prior router. As shown in Fig. 2c, to encode persistent expert preferences and stabilize allocation, we maintain a global expert logit vector $\alpha \in \mathbb{R}^E$ and a subject-expert bias matrix $B \in \mathbb{R}^{S \times E}$:

$$\pi(s) = \text{softmax}(\alpha + B_{s,:}) \in \Delta^{E-1}. \quad (2)$$

We combine token and prior routers outputs via element-wise multiplication and sparse Top- K selection:

$$u_t = p_t \odot \pi(s), \quad \hat{w}_t = \text{Normalize}(\text{Top-}K(u_t)) \in \mathbb{R}^E, \quad (3)$$

where only the K largest entries are kept and renormalized. This hybrid MoE scheme follows conditional computation practice [17], [18], [19] and improves subject-specific mixtures for cross-subject generalization [20].

2.4 MIND: Mixture-of-Experts Integrated Decoder

The decoder instantiates E parallel MLP experts $f_e : \mathbb{R}^D \rightarrow \mathbb{R}^O$ (e.g., $O=1000$ Schaefer parcels) to realize functional specialization [21]. Given an AFIRE token z_t , MIND predicts the whole-brain response via a sparse, subject-aware late-fusion:

$$y_t = \sum_{e=1}^E \hat{w}_{t,e} f_e(z_t), \quad \hat{w}_{t,e} \geq 0, \quad \sum_{e=1}^E \hat{w}_{t,e} = 1. \quad (4)$$

Here, $\hat{w}_{t,e}$ are *SADGate* weights that fuse token-dependent scores with a learned subject prior. Top- K sparse normalization yields stable, subject-specific expert mixtures across time, subjects, and parcels. MIND, as shown in Fig. 2b, trains experts jointly while keeping them modular, and the induced sparsity is intrinsically interpretable. The design is plug-and-play for image-aligned, Transformer-fused, and LLM-centric backbones without re-engineering [9], [10], [11].

2.5 Learning Objective and Regularization

All parameters, including AFIRE projector layers, router W_r, b_r , subject embeddings e_{subj} , global logits α , bias matrix B , and expert heads, are optimized end-to-end with a parcel-wise reconstruction loss plus stabilizers:

$$\mathcal{L} = \underbrace{\mathcal{L}_{\text{rec}}}_{\text{MSE}} + \beta \underbrace{\mathcal{R}_{\text{lb}}}_{\text{Switch-style load balancing}} + \lambda \|B\|_2^2. \quad (5)$$

\mathcal{R}_{lb} aligns pre-sparse ‘‘importance’’ with post-sparse expert ‘‘load’’ (after Top- K and renormalization), mitigating expert collapse and routing volatility in sparse MoE [17], [18], [19]. The ℓ_2 penalty on B constrains subject-specific drift while preserving personalization.

3 Experiments and Results

3.1 Experimental Setup

Datasets and optimization. We use the *Algonauts 2025* naturalistic fMRI dataset [6], which provides multi-episode audiovisual stimuli with 2 Hz video/audio/text features synchronized to fMRI TRs. Experiments cover four subjects (S_1, S_2, S_3, S_5) and cortex is parcellated into $O=1000$ regions using the Schaefer atlas [21]. All models share the same per-subject, per-episode stratified split (90/10 train/val). We train with AdamW and a OneCycle scheduler, selecting peak learning rate and weight decay via validation grid search. Each sample is a 100-TR window with a 50-TR stride, and 2 Hz features are adaptively averaged to the TR.

Backbones and plug-and-improve protocol. We evaluate three representative multimodal fusion backbones: TRIBE, ImageBind, and Qwen2.5-Omni [22]. To test ‘‘plug-and-improve’’, we keep the downstream window length, hidden

Table 1: Mean validation performance (All Episodes; S_1 – S_5) for TRIBE, ImageBind, and Qwen2.5-Omni with MLP/MMoE/MIND decoders; Δ is relative to each baseline.

Methods	r	ρ	R^2	ISG
<i>TRIBE</i> [9]				
TRIBE (Baseline)	0.256	0.240	0.081	0.187
w. MLP Decoder	0.247	0.228	0.069	0.189
w. MMoE Decoder	0.267	0.252	0.087	0.198
w. MIND	0.273	0.259	0.092	0.241
Δ (vs. Baseline)	+0.017	+0.019	+0.011	+0.054
<i>ImageBind</i> [10]				
ImageBind (Baseline)	0.131	0.121	0.026	0.097
w. MLP Decoder	0.139	0.120	0.027	0.139
w. MMoE Decoder	0.198	0.181	0.052	0.147
w. MIND	0.221	0.203	0.064	0.162
Δ (vs. Baseline)	+0.090	+0.082	+0.038	+0.065
<i>Qwen2.5-Omni</i> [11]				
Qwen2.5-Omni (Baseline)	0.125	0.130	0.025	0.103
w. MLP Decoder	0.140	0.132	0.031	0.144
w. MMoE Decoder	0.201	0.183	0.049	0.144
w. MIND	0.220	0.205	0.059	0.162
Δ (vs. Baseline)	+0.095	+0.075	+0.034	+0.059

Table 2: Ablation on router types (Pearson r ; S_1 – S_5 mean).

Router Types	TRIBE	ImageBind	Qwen2.5-Omni
Only Token Router	0.176	0.131	0.107
Only Prior Router	0.248	0.205	0.173
Both	0.273	0.221	0.220

size, and training protocol identical across methods; we only swap the upstream encoder latents and attach the same MIND decoder. This isolates the effect of the decoder while respecting each backbone’s fusion style.

Evaluation metrics. We report Pearson r , Spearman ρ , R^2 , and inter-subject generalization (ISG). Scores are computed parcel-wise on the held-out validation set and averaged over parcels, episodes, and subjects; ISG uses leave-one-subject-out training and reports r on the held-out subject.

3.2 Main Results

Cross-backbone gains. As shown in Tab. 1, across heterogeneous fusion backbones MIND surpasses both a MLP decoder (single-path feed-forward projection) and a MMoE decoder (Multi-Gate Mixture-of-Experts with learned token gating [23]). These gains persist despite large differences in upstream fusion, supporting the “plug-and-improve” claim and reflecting stronger cross-subject generalization from the subject-aware prior. By coupling an agnostic post-fusion interface with a subject-prior router, Top- K sparse routing and load-balancing, MIND achieves a more stable, adaptive trade-off than input-driven MMoE and remains robust to backbone shifts.

3.3 Ablation Studies

Router components. Tab. 2 compares a token-only router, a prior-only router, and their combination. Neither component alone suffices; the combined router achieves the best results across backbones, suggesting that transient (token-dependent) and persistent (subject-prior) factors are complementary and should be integrated via sparse routing.

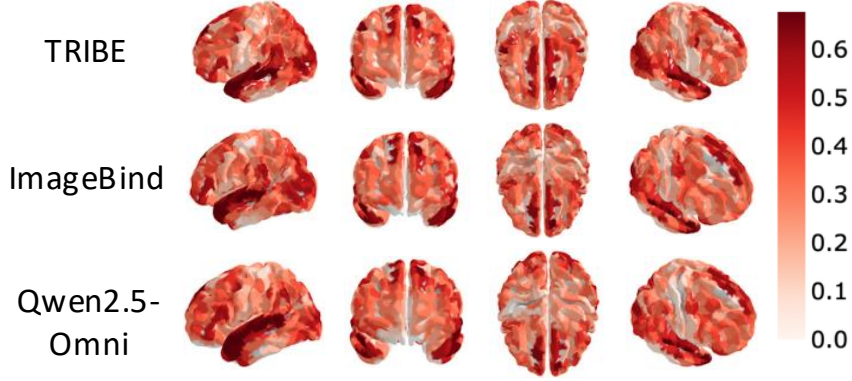


Figure 3: **Parcel-wise prediction-measurement correlation on *Friends* S6E5.** TRIBE, ImageBind, and Qwen2.5-Omni (rows; all with *MIND*) show similar spatial patterns of Pearson r between predicted and measured fMRI, indicating fusion-agnostic robustness.

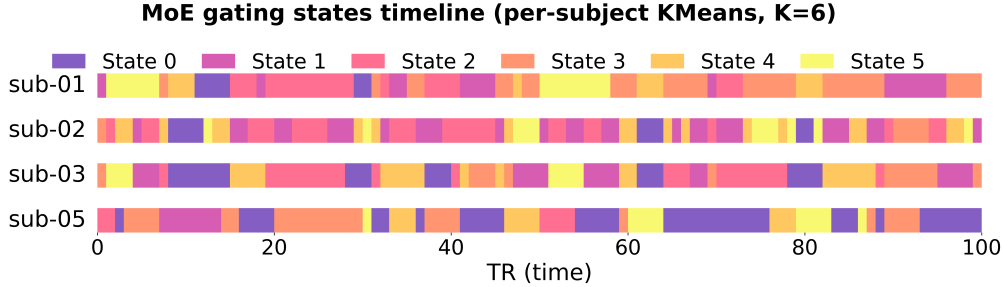


Figure 4: **Subject routing dynamics (first 100 TRs).** Same-episode expert weights for S_1, S_2, S_3, S_5 (colors denote experts). Weight curves over time indicate subject-specific preferences modulated by token-dependent signals, showing that *MIND* captures inter-subject variability.

3.4 Visualizations and Analysis

Parcel-wise correlation across backbones. Fig. 3 shows parcel-wise Pearson r maps for TRIBE, ImageBind, and Qwen2.5-Omni (all decoded with *MIND*); similar spatial patterns and overlapping high- r regions across backbones support AFIRE’s fusion-agnostic design and *MIND*’s plug-and-play behavior.

Subject routing dynamics. Fig. 4 unfolds time-resolved routing weights over the first 100 TRs for $S_1/S_2/S_3/S_5$ on the same episode, showing subject-aware expert preferences from the prior combined with token-dependent gating, consistent with the ISG gains in Tab. 1.

4 Conclusion

We introduced *AFIRE*, an agnostic post-fusion interface, and *MIND*, a plug-and-play Mixture-of-Experts decoder with a subject-aware gate, for end-to-end whole-brain prediction. The framework consistently outperforms strong baselines across diverse backbones and subjects, improving cross-subject generalization while yielding interpretable expert allocation. Remaining limitations include reliance on post-fusion token quality and added MoE computation. Future work will jointly optimize encoders with AFIRE, enhance robustness to missing modalities and variable TRs, and pursue privacy-preserving personalization and uncertainty-aware encoding.

References

- [1] Barry E. Stein and Terrence R. Stanford, “Multisensory integration: Current issues from the perspective of the single neuron,” *Nature Reviews Neuroscience*, vol. 9, no. 4, pp. 255–266, 2008.

- [2] Guangyin Bao, Qi Zhang, Zixuan Gong, Zhuojia Wu, and Duoqian Miao, “Mindsimulator: Exploring brain concept localization via synthetic fmri,” in *Proceedings of the International Conference on Learning Representations*, 2025.
- [3] James V. Haxby, J. S. Guntupalli, Andrew C. Connolly, et al., “A common, high-dimensional model of the representational space in human ventral temporal cortex,” *Neuron*, vol. 72, no. 2, pp. 404–416, 2011.
- [4] J. Swaroop Guntupalli, Michael Hanke, Yaroslav O. Halchenko, Andrew C. Connolly, Peter J. Ramadge, and James V. Haxby, “A model of representational spaces in human cortex,” *Cerebral Cortex*, vol. 26, no. 6, pp. 2919–2934, 2016.
- [5] Po-Hsuan Chen, Janice Chen, Yulia Yeshurun, Uri Hasson, James Haxby, and Peter J. Ramadge, “A reduced-dimension fmri shared response model,” in *Proceedings of the Annual Conference on Neural Information Processing Systems*, 2015.
- [6] Alessandro T Gifford, Domenic Bersch, Marie St-Laurent, Basile Pinsard, Julie Boyle, Lune Bellec, Aude Oliva, Gemma Roig, and Radoslaw M Cichy, “The algonauts project 2025 challenge: How the human brain makes sense of multimodal movies,” *arXiv preprint arXiv:2501.00504*, 2025.
- [7] Weikang Qiu, Zheng Huang, Haoyu Hu, Aosong Feng, Yujun Yan, and Rex Ying, “Mindllm: A subject-agnostic and versatile model for fmri-to-text decoding,” in *Proceedings of the International Conference on Machine Learning*, 2025.
- [8] Yuqin Dai, Zhouheng Yao, Chunfeng Song, Qihao Zheng, Weijian Mai, Kunyu Peng, Shuai Lu, Wanli Ouyang, Jian Yang, and Jiamin Wu, “Mindaligner: Explicit brain functional alignment for cross-subject visual decoding from limited fmri data,” in *Proceedings of the International Conference on Machine Learning*, 2025.
- [9] Stéphane d’Ascoli, Jérémy Rapin, Yohann Benchetrit, Hubert Banville, and Jean-Rémi King, “Tribe: Trimodal brain encoder for whole-brain fmri response prediction,” *arXiv preprint arXiv:2507.22229*, 2025.
- [10] Rohit Girdhar, Alaaeldin El-Nouby, Zhuang Liu, Mannat Singh, Kalyan Vasudev Alwala, Armand Joulin, and Ishan Misra, “Imagebind: One embedding space to bind them all,” in *Proceedings of the IEEE/CVF Conference on Computer Vision and Pattern Recognition*, 2023, pp. 15 180–15 190.
- [11] Jin Xu, Zhifang Guo, Jinzheng He, Hangrui Hu, Ting He, Shuai Bai, Keqin Chen, Jialin Wang, Yang Fan, Kai Dang, et al., “Qwen2.5-omni technical report,” *arXiv preprint arXiv:2503.20215*, 2025.
- [12] Jerry Tang, Meng Du, Vy Vo, Vasudev Lal, and Alexander Huth, “Brain encoding models based on multimodal transformers can transfer across language and vision,” in *Proceedings of the Annual Conference on Neural Information Processing Systems*, vol. 36, 2023, pp. 29 654–29 666.
- [13] Subba Reddy Oota, Khushbu Pahwa, Mounika Marreddy, Maneesh Singh, Manish Gupta, and Bapi S Raju, “Multi-modal brain encoding models for multi-modal stimuli,” in *Proceedings of the International Conference on Learning Representations*, 2025.
- [14] Weihao Xia, Raoul de Charette, Cengiz Öztireli, and Jing-Hao Xue, “Umbrae: Unified multimodal brain decoding,” in *Proceedings of the European Conference on Computer Vision*, 2024.
- [15] Samuel A. Nastase, Ariel Goldstein, Uri Hasson, et al., “Idiosynchrony: From shared responses to individual differences during naturalistic neuroimaging,” *NeuroImage*, vol. 215, p. 116 828, 2020.
- [16] Xiaoyu Chen, Changde Du, Che Liu, Yizhe Wang, and Huiguang He, “BP-GPT: auditory neural decoding using fmri-prompted LLM,” in *Proceedings of the IEEE International Conference on Acoustics, Speech and Signal Processing*, IEEE, 2025, pp. 1–5.
- [17] Noam Shazeer, Azalia Mirhoseini, Krzysztof Maziarsz, Andy Davis, Quoc V. Le, Geoffrey E. Hinton, and Jeff Dean, “Outrageously large neural networks: The sparsely-gated mixture-of-experts layer,” in *Proceedings of the International Conference on Learning Representations*, 2017.
- [18] William Fedus, Barret Zoph, and Noam Shazeer, “Switch transformers: Scaling to trillion parameter models with simple and efficient sparsity,” *Journal of Machine Learning Research*, vol. 23, no. 120, pp. 1–39, 2022.
- [19] Dmitry Lepikhin, Hyoungho Lee, Yuanzhong Xu, Dehao Chen, Orhan Firat, Yanping Huang, Maxim Krikun, Noam Shazeer, and Zhifeng Chen, “Gshard: Scaling giant models with conditional computation and automatic sharding,” in *Proceedings of the International Conference on Learning Representations*, 2021.
- [20] Emily S. Finn, Xin Shen, Dustin Scheinost, Monica D. Rosenberg, Jia Huang, Marvin M. Chun, Xenophon Papademetris, and R. Todd Constable, “Functional connectome fingerprinting: Identifying individuals using patterns of brain connectivity,” *Nature Neuroscience*, vol. 18, no. 11, pp. 1664–1671, 2015.
- [21] Alexander Schaefer, Ru Kong, Evan M. Gordon, Timothy O. Laumann, Xi-Nian Zuo, Avram J. Holmes, Simon B. Eickhoff, and B. T. Thomas Yeo, “Local-global parcellation of the human cerebral cortex from intrinsic functional connectivity mri,” *Cerebral Cortex*, vol. 28, no. 9, pp. 3095–3114, 2018.

- [22] Guoxin Wang, Sheng Shi, Shan An, Fengmei Fan, Wenshu Ge, Qi Wang, Feng Yu, and Zhiren Wang, “A bi-pyramid multimodal fusion method for the diagnosis of bipolar disorders,” in *Proceedings of the IEEE International Conference on Acoustics, Speech and Signal Processing*, IEEE, 2024, pp. 1746–1750.
- [23] Jiaqi Ma, Zhe Zhao, Xinyang Yi, Jilin Chen, Lichan Hong, and Ed H. Chi, “Modeling task relationships in multi-task learning with multi-gate mixture-of-experts,” in *Proceedings of the ACM SIGKDD International Conference on Knowledge Discovery and Data Mining*, New York, NY, USA: ACM, 2018, pp. 1930–1939.