



Impatient Users Confuse AI Agents: High-fidelity Simulations of Human Traits for Testing Agents

Muyu He* Anand Kumar* Tsach Mackey* Meghana Rajeev* James Zou Nazneen Rajani

Despite rapid progress in building conversational AI agents, robustness is still largely untested. Small shifts in user behavior, such as being more impatient, incoherent, or skeptical, can cause sharp drops in agent performance, revealing how brittle current AI agents are. Today’s benchmarks fail to capture this fragility: agents may perform well under standard evaluations but degrade spectacularly in more realistic and varied settings. We address this robustness testing gap by introducing `TraitBasis`, a lightweight, model-agnostic method for systematically stress testing AI agents. `TraitBasis` learns directions in activation space corresponding to steerable user traits (e.g., impatience or incoherence), which can be controlled, scaled, composed, and applied at inference time without any fine-tuning or extra data. Using `TraitBasis`, we extend τ -Bench to τ -Trait, where user behaviors are altered via controlled trait vectors. We observe an average 4%–20% performance degradation on τ -Trait across frontier models, highlighting the lack of robustness of current AI agents to variations in user behavior.

Together, these results highlight both the critical role of robustness testing and the promise of `TraitBasis` as a simple, data-efficient, and compositional tool. By powering simulation-driven stress tests and training loops, `TraitBasis` opens the door to building AI agents that remain reliable in the unpredictable dynamics of real-world human interactions. We plan to open-source τ -Trait across four domains: airline, retail, telecom, and telehealth, so the community can systematically QA their agents under realistic, behaviorally diverse intents and trait scenarios. We have open-sourced τ -Trait across four domains: airline, retail, telecom, and telehealth, so the community can systematically QA their agents under realistic, behaviorally diverse intents and trait scenarios: <https://github.com/collinear-ai/tau-trait>.

Correspondence: research@collinear.ai

Date: March 18, 2026

1 Introduction

One of the primary goals of multi-turn conversational AI agents is *generalization*. However, agents that perform well on benchmarks often fail to generalize in real-world deployments (BBC Travel, 2024; Steinhardt, 2024; Lecher, 2024). Prior work has shown that LLMs lack robustness to real-world noise and small input perturbations (Rabinovich & Anaby Tavor, 2025; Ye et al., 2024). A recurring cause of these failures is insufficient testing, particularly when user behavior deviates from typical intent or persona distributions.

Because testing deployed systems *in the wild* is costly and impractical, evaluation is typically limited to small sets of i.i.d. tasks or to agent benchmarks such as τ -Bench (Yao et al., 2024), MCPPEvals (Wang et al., 2025), AgentBench (Liu et al., 2023), GTA (Wang et al., 2024a), and ToolBench (Qin et al., 2023). While useful as performance indicators, these benchmarks have limited coverage and do not explicitly test robustness.

For example, in the airline and retail domains of τ -Bench, we observe that frontier agent models such as GPT-4o, Kimi-K2 (Team et al., 2025), and GLM-4.5 (Zeng et al., 2025) suffer performance drops of up to 35%, 46%, and 17%,

* indicates equal contribution

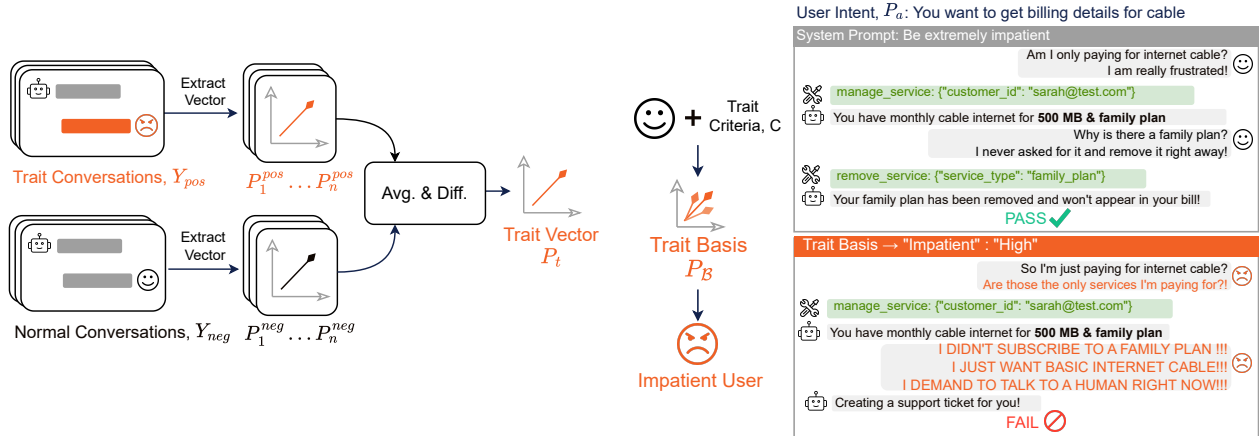


Figure 1 Illustration of our approach and comparison with prompt-based tuning. Trait prompt P_t is generated using contrastive conversations, where one dialogue exhibits the target trait while the other does not. **Left:** Trait vector extraction via contrastive activation differences. **Right:** When simulating a user with a specific trait, prompt-based tuning fails as the simulated user behavior becomes more realistic (the agent breaks down under trait shifts), while TraitBasis (generated using a combination of P_t 's as shown in Section 3) remains robust, directly illustrating why agents fail under realistic trait shifts.

respectively, when only the user’s interaction style (i.e., trait) is altered. This highlights the gap between benchmark performance and real-world robustness.

Prior work has explored naturalistic variations in user queries to stress-test specific capabilities, such as function calling (Rabinovich & Anaby Tavor, 2025), but does not address broader shifts in user personas. To bridge this gap, we propose TraitBasis, a lightweight, model-agnostic method for inducing high-fidelity user traits (e.g., *impatience, confusion, skepticism, incoherence*) that can be systematically scaled, composed, and applied at inference time, building on persona vector methods (Chen et al., 2025). TraitBasis estimates a *trait direction* in activation space by contrasting positive and negative exemplars and applies a scaled projection, enabling precise steering while preserving realism (Figure 1).

Using TraitBasis, we study four questions: (RQ1) **Realism**: which methods most reliably realize intended traits; (RQ2) **Fidelity**: whether different trait intensities are distinguishable by humans or an LLM judge; (RQ3) **Stability**: how traits persist over long multi-turn dialogues; and (RQ4) **Compositionality**: how effectively multiple traits can be combined. Empirically, TraitBasis outperforms prompt-based, full SFT, and LoRA baselines by 10% in realism, 2.5% in fidelity, 19.8% in stability, and 11% in compositionality.

To systematically evaluate robustness under persona shifts, we extend τ -Bench with τ -Trait, a more challenging benchmark that uses TraitBasis to generate diverse, high-fidelity user traits across four domains: airlines, retail, telecom, and telehealth. Unlike prior agent benchmarks that evaluate fixed i.i.d. tasks, τ -Trait introduces controlled trait perturbations—varying levels and mixtures of impatience, confusion, skepticism, and incoherence—that directly alter user-agent interaction. We observe that frontier agents experience performance degradations of up to 46% relative to τ -Bench. These controlled perturbations enable realistic multi-turn stress-testing, isolate robustness failures attributable to user behavior, and provide a principled link between benchmark results and real-world deployment risk.

Our contributions are threefold: (1) we introduce TraitBasis, a method for constructing realistic, high-fidelity simulations of four human traits—*impatience, confusion, skepticism, and incoherence*—that enables multi-turn user simulation without the persona collapse seen in prompt-based and SFT baselines; (2) through human and automated evaluations, we show that TraitBasis consistently outperforms prompt-based steering (Zheng et al., 2024), full supervised fine-tuning on trait-labeled data (Zhang et al., 2018a), and LoRA adapters (Hu et al., 2022) in realism, fidelity, long-horizon stability, and compositionality, and that these advantages generalize across model families (Llama and Qwen); and (3) We extend τ -Bench to τ -Trait, adding telecom and telehealth domains and using TraitBasis to generate high-fidelity, trait-driven user behaviors, revealing sharp performance degradation of frontier agents under user-behavior shifts.

2 Related Work

Testing and benchmarking AI agents Despite advances in scale and post-training, AI agents remain brittle on out-of-distribution (O.O.D.) tasks. Prior work shows that frontier models’ function-calling degrades under small perturbations to user queries (Rabinovich & Anaby Tavor, 2025), and that tool use is not robust to the noise inherent in real-world interactions (Ye et al., 2024). In parallel, a growing body of work has proposed benchmarks for evaluating AI agents, including MCP-based evaluations and multi-turn interaction settings, such as MCPEval (Liu et al., 2025), MCPBench (Wang et al., 2025), MCPVerse (Lei et al., 2025), MCP-Universe (Luo et al., 2025), LiveMCP-101 (Yin et al., 2025), τ -Bench (Yao et al., 2024), τ^2 -Bench (Barres et al., 2025), AgentBench (Liu et al., 2023), ToolBench (Qin et al., 2023), GTA (Wang et al., 2024a), and BFCL (Patil et al., 2025). However, even benchmarks that model multi-turn interactions often rely on system prompts to simulate users, making it difficult to sustain complex, realistic user behavior over long conversations (Yao et al., 2024). Our contributions to τ -Trait, enabled by TraitBasis, aim to address this limitation by modeling richer and more persistent user traits. We note that related work on coding agents and red-teaming lies outside the scope of this paper.

Simulating user personas Realistic user persona simulation is essential for evaluating and stress-testing conversational AI systems. While system-prompt-based methods are simple to deploy, they offer limited predictability and control. Several studies show that persona prompts have inconsistent or modest effects (Zheng et al., 2024; Kim et al., 2024; Hu & Collier, 2024). Earlier work demonstrated that conditioning on profile text improves engagement and consistency (Zhang et al., 2018b), while RoleLLM showed that instruction tuning stabilizes role-play (Wang et al., 2024b). Subsequent methods extend this via low-data bootstrapping (Lu et al., 2024) or lightweight personalization techniques beyond standard SFT (Hebert et al., 2024; Huber et al., 2025; Tan et al., 2024).

A complementary line of work controls LLM behavior by steering internal activations at inference time. Prior studies extracted and applied activation directions for sentiment, toxicity, topic control, and behavioral traits (Subramani et al., 2022; Turner et al., 2023; Chen et al., 2025). Related approaches derive role vectors (e.g., “chemist”, “historian”) that improve domain performance through activation addition or ablation (Poterì et al., 2025). Benchmarks such as RoleBench (Wang et al., 2024b) and CharacterEval (Tu et al., 2024), as well as dynamic frameworks like PersonaGym (Samuel et al., 2025), reveal that models struggle to maintain consistent personas over long dialogues. While prior work primarily applied activation steering to simple traits, we extend this paradigm to complex, multifaceted human traits. Our results show that these trait vectors are controllable, steerable, scalable, and composable, enabling systematic and realistic evaluation of AI agents.

Sparse autoencoders and feature discovery Our contrastive trait extraction shares conceptual ties with the Sparse Autoencoder (SAE) literature. Templeton et al. (2024) demonstrated that SAEs can extract interpretable, monosemantic features from large models, while Elhage et al. (2022) formalized how models represent more features than dimensions through superposition. Recent work has leveraged SAE-derived directions for controllable generation: Bayat et al. (2025) steered LLM activations in sparse feature spaces, and Deng et al. (2025) used SAEs to uncover language-specific features. TraitBasis differs from SAE-based approaches in that it uses contrastive activation differences rather than learned sparse dictionaries; nevertheless, both paradigms seek interpretable, low-dimensional directions that modulate model behavior. Importantly, our core contribution is not the existence of steering vectors per se, but rather their application to *high-fidelity multi-turn user simulation* without the persona collapse exhibited by prompt-based and SFT baselines, together with a principled evaluation suite (realism, fidelity, stability, compositionality) and the demonstration of substantial robustness degradation on τ -Trait.

3 TraitBasis

3.1 Human Persona Formulation

We define a user persona as the combination of personality traits and extrinsic user attributes, $\mathcal{P} = (P_t, P_a)$, where P_t is a trait-driven personality vector and P_a is an attribute-driven user profile. P_t captures latent psychological user characteristics.

We model P_t as a transformation from trait criteria C into a continuous representation, $P_t = F(C \rightarrow P)$. Here, $C = \{c_1, c_2, \dots, c_k\}$ is a set of k trait criteria (e.g., impatience, confusion), each defined categorically with levels

Trait (intensity)	TraitBasis	Prompting	SFT	LoRA
Impatient (med)	This car costs too much, what kind of deal are you offering me.	Perfect. Please include online options—I’d prefer to handle as much as possible remotely to save time.	I’m having some issues with the price.	I’m not sure if this is a mistake or if there’s something else going on.
Impatient (high)	You’re the one who’s supposed to be helping me. I want to know why you’re giving me the runaround.	Good—don’t waste my time. I expect your email today with clear numbers, no surprises.	I don’t have time for this. I just want a good deal. Can you transfer me to someone who can help me?	Yeah, I’m still not happy about the price. It’s still too high.
Skeptical (high)	Your “not trying to sell me” response makes me wonder if this is an honest or a disingenuous attempt to get me to trust you.	Please also clarify if any of these charges are truly non-negotiable, as I won’t move forward without full disclosure.	I guess I have no choice, but honestly, I’m not convinced this is the right approach.	Okay, I’ll take a look at the prices and call back later.
Impatient+Skeptical (med)	Can’t you see I’m being treated unfairly and I should be speaking to a human being in a dealership.	Escalating isn’t enough. When will it be ready? I need proof this is being prioritized immediately.	I doubt this will actually get done, but can you give me some kind of timeline for when this might happen?	N/A

Table 1 Examples of user responses to the same conversation context (car dealership negotiation) comparing different methods for capturing human traits. Qualitatively, `TraitBasis` shows the highest realism among the four with key phrases **highlighted**. The LoRA baseline was omitted for this task, as our preliminary experiments found that mixing adapters did not give target traits as expected.

$\{low, medium, high\}$. The mapping $F : \mathcal{C}^k \mapsto \mathbb{R}^d$ converts these categorical traits into a d -dimensional persona vector $P \in \mathbb{R}^d$. Further details are provided in the following section.

Complementary to psychological traits, we define an attribute vector P_a , constructed from phrases describing a user’s immutable attributes (e.g., age, occupation, or background). In the following section, we describe how `TraitBasis` integrates P_t and P_a to simulate realistic user personas.

3.2 Encoding Traits using `TraitBasis`

To simulate user traits in an LLM, we assume that each human-like trait corresponds to a direction in the model’s activation space, consistent with prior work [Chen et al. \(2025\)](#); [Liu et al. \(2024\)](#). We refer to the collection of such trait directions as `TraitBasis`. Extracting a trait vector from a single response is difficult, since model outputs entangle multiple traits, intents, attributes, and style factors.

To isolate a trait T , we construct contrastive response pairs (Y_{pos}, Y_{neg}) to the same prompts $X = \{x_1, \dots, x_n\}$ that differ only in the intensity of T . Here, $Y_{pos} = \{y_1^{pos}, \dots, y_n^{pos}\}$ exhibits higher intensity of T than $Y_{neg} = \{y_1^{neg}, \dots, y_n^{neg}\}$. For example, impatience is elicited using responses with identical intent and understanding but different impatience levels. Averaging over n such pairs cancels auxiliary attributes and yields a robust trait vector.

Importantly, `TraitBasis` can be elicited using manually written responses rather than model-generated outputs. Given contextual cues that express a trait (e.g., an impatient prefix), the model assigns high probability to tokens that consistently simulate that trait. This enables generation of diverse, high-fidelity responses that the model would not typically produce due to its pretrained style. We validate this effect empirically in Section 4.

To extract trait-specific vectors, for a conversation $C_i = (x_i, y_i)$ and model parameters θ , we collect per-token hidden states at layer z , $h_{i,t}^{(z)} \in \mathbb{R}^d$ for $t = 1, \dots, L_i$. These activations are aggregated into a single vector per conversation and layer, $P_i^{(z)} := \frac{1}{L_i} \sum_{t=1}^{L_i} h_{i,t}^{(z)}$. For each layer z , the trait vector is computed from n matched contrastive pairs as

$$P_T^{(z)} := \frac{1}{n} \sum_{i=1}^n (P_{i,pos}^{(z)} - P_{i,neg}^{(z)}).$$

Domain	GPT-4o	Llama 3.1
Airline	35.2	40.0
Retail	60.4	55.0
Telecom	44.0	55.0
Telehealth	40.0	35.0

Table 2 GPT-4o as the assistant on τ -Bench when using GPT-4o or Llama-3.1-8B as the user model.

Through a preliminary ablation, we found that a single pair ($n = 1$) was insufficient, while performance saturated beyond $n = 4$; we therefore adopt $n = 4$ as an efficient and robust choice. Crucially, the small number of required exemplars does not limit generalization: pretrained LLMs already encode rich representations of interaction styles, and the contrastive pairs serve as a lightweight probe to isolate the direction corresponding to a trait rather than to “teach” the trait itself. Once extracted, the trait vector steers the model to express the trait in diverse, context-appropriate ways across new intents, tasks, and domains outside the exemplar set, as validated by our evaluations across all four dimensions (Section 6.1).

During inference, we steer the hidden state at layer z via $h^{(z)} \leftarrow h^{(z)} + \alpha P_t^{(z)}$, where $P_t^{(z)}$ is the composite steering vector obtained from the trait matrix and α denotes calibrated trait strengths.

To select the most effective layer $z^*(T)$ for each trait T , we generate 10-turn conversations for each layer and ask five annotators to identify the most clearly steered outputs. The final trait vector is defined as $P_T := P_T^{(z^*(T))}$. Given optimal vectors for k traits $\{P_{T_1}, \dots, P_{T_k}\}$, we form `TraitBasis` as $P_B = [P_{T_1} P_{T_2} \dots P_{T_k}] \in \mathbb{R}^{d \times k}$, with calibrated trait intensities $\mathbf{C} = [c_1, c_2, \dots, c_k]$.

At inference time, for a given \mathbf{C} , we select the relevant columns of P_B at each layer, scale them by the corresponding entries of \mathbf{C} , and add the resulting vector to the hidden state, repeating this process layer by layer until logits are produced.

For all experiments, we use Llama-3.1-8B as the user model. Without fine-tuning or perturbation, it achieves user-simulation performance comparable to GPT-4o. This choice is grounded in assistant performance on τ -Bench customer service tasks (Section 5), with results reported in Table 2.

Based on this framework, Section 4 formulates research questions comparing `TraitBasis` with prompt-based and fine-tuning baselines. As shown in Section 6.1, `TraitBasis` yields significant improvements over these methods.

4 Experiments

We investigate four research questions (RQs) to study `TraitBasis` and comparing to baseline methods. Does `TraitBasis`: (RQ1) exhibit higher human traits **realism** compared to baselines? (RQ2) provide higher **fidelity** or finer-grained control over trait intensities than baselines? (RQ3) exhibit higher **stability** of trait intensities in long multi-turn conversations? (RQ4) enable a better **compositionality** of multiple human traits while generating a multi-faceted persona?

To thoroughly study the four RQs, we conduct four sets of experiments (see Section 4.2) against three baselines (see Section 4.1). We also demonstrate how we exploit those advantages for downstream applications in agentic scenarios in Section 5. We report our findings in Section 6.1. The system prompts used with each method are in Appendix A.4.

4.1 Baselines

Prompt-based baseline. We adopt a two-stage meta-prompting pipeline. First, a meta model maps the target trait and intensity to the *style* component of the user system prompt using our trait criteria. Second, another meta model generates the *context+intent* component from the conversation context and task intent. We concatenate *style* and *context+intent* and use the result as the user model’s system prompt. All prompt synthesis and user-message generation are performed with GPT-4.1 at a temperature of 0.7.

Fine-tuned baselines. We curate a user-style corpus by sampling 10,000 multi-turn conversations each from the telecom subset of *TalkMap* (Talkmap, 2023) and *MSDialog* (Qu et al., 2018). Since these datasets rarely exhibit our target traits (confusion, impatience, skepticism, incoherence), we label *user turns* for intent and trait intensity using GPT-4.1. To mitigate the scarcity of high-intensity cases, we upsample underrepresented trait–intensity combinations and selectively

rephrase a small number of rare examples using GPT-5 to minimize contamination from prompted data. This process yields approximately 13,000 examples for full SFT (covering all traits). For the LoRA baseline, we train one adapter per trait using roughly 3,000 examples per trait.

In both SFT and LoRA settings, we train only on user turns (excluding assistant turns) and pass conditioning variables via a system prompt specifying the desired behavior. All models are trained on Llama 3.1 8B Instruct for three epochs with a learning rate of 2.0×10^{-5} and a cosine scheduler; LoRA uses rank 128.

4.2 Experimental Setup

To compare `TraitBasis` with three baselines under identical conditions, we generate conversations using the same context \mathcal{C} . Each context is defined as a tuple (I, B, R) , where I denotes the user’s conversational intent, B the user’s background, and R the assistant’s professional role. We construct 20 unique contexts spanning diverse domains, including telecom, airlines, and education.

We focus on four reality-grounded traits: impatience, skepticism, incoherence, and confusion. Table 1 provides qualitative examples of each trait simulated by `TraitBasis`. For each method and trait \mathcal{T} , we generate three 10-turn conversations at intensities $\mathcal{I} \in \{low, medium, high\}$, where *low* denotes a neutral user, *medium* moderate expression, and *high* strong or excessive expression of the trait. Overall, each method produces 240 conversations, with a one-to-one correspondence across contexts.

For all qualitative evaluations, we collect judgments from both human annotators and an LLM-as-a-judge (Claude 4 Sonnet), with each instance annotated by at least three human annotators. Annotation instructions are provided in Appendix A.2.

RQ1 To evaluate trait **realism**, we construct contrastive pairs of conversations that share the same \mathcal{C} , \mathcal{T} , and \mathcal{I} , pairing two of the four methods at a time. We exclude *low* intensity, as it corresponds to neutral behavior. This yields $\binom{4}{2} = 6$ method combinations and a total of 960 contrastive pairs ($6 \times 20 \times 4 \times 2$). Annotators are shown each pair in random order and asked to select the conversation that more realistically exhibits the target trait.

We quantify cross-method advantages using Elo (Elo, 1978) scores with learning rate $K = 32$ and a baseline of 1500. To mitigate order sensitivity, we shuffle the pairs 100 times and report the average Elo score per method.

RQ2 To assess trait **fidelity**, we form pairs of conversations that share the same \mathcal{C} and \mathcal{T} but differ in intensity. We compare only *low* versus *high* intensities, as they represent the largest contrast. This results in 320 pairs ($2 \times 20 \times 4 \times 2$), which are shuffled before annotation. Annotators select the conversation that better conveys the intended trait.

RQ3 To measure **consistency** of trait intensity over long conversations, we split each of the 240 conversations into two segments: the first four and the last four user turns. After shuffling the pair, three annotators judge whether the trait intensity remains the same, escalates, or fades. For each method, we report the number of conversations falling into each category.

RQ4 To evaluate **compositionality**, we generate new 5-turn conversations in which exactly two traits are simultaneously active at intensities $\mathcal{I} \in \{medium, high\}$, yielding four possible intensity combinations. `TraitBasis` composes traits by linearly combining individual trait vectors weighted by their target intensities, while prompt-based and SFT baselines specify traits and intensities directly in the system prompt. We omit the LoRA baseline, as combining adapters proved ineffective. Subsampling from 10 intents produces 240 conversations per method ($6 \times 10 \times 4$). Annotators then identify the two active traits in each conversation, and we report the number of cases where the correct trait pair is recovered.

5 τ -Trait

We apply `TraitBasis` to τ -Bench to incorporate systematic human trait variations and evaluate agents beyond conventional i.i.d. task settings, resulting in τ -Trait. We follow the formulation of the tasks in τ -Trait as a partially observable markov decision process (POMDP) $(\mathcal{S}, \mathcal{A}, \mathcal{O}, \mathcal{T}, \mathcal{R}, \mathcal{U}, \mathcal{V})$ where \mathcal{S} is the state space, \mathcal{A} is the action space, \mathcal{O} is the observation space, \mathcal{T} is the transition function, \mathcal{R} is the reward function, \mathcal{U} is the instruction

Method	Realism (Elo) \uparrow		Fidelity (%) \uparrow		Consistency (%) \uparrow		Compositionality (%) \uparrow	
	Human	LLM judge	Human	LLM judge	Human	LLM judge	Human	LLM judge
Prompt-based	1530.08 \pm 45	1533.48 \pm 52	75.0	77.5	1.3	1.0	37.9	70.40
SFT	1560.70 \pm 41	1585.06 \pm 42	95.0	95.0	5.0	2.9	51.9	54.40
LoRA	1285.36 \pm 44	1334.40 \pm 44	68.75	71.25	4.5	2.0	–	–
TraitBasis (Ours)	1623.85 \pm 44	1547.04 \pm 41	97.5	95.0	24.8	6.9	62.5	21.70

Table 3 Main results across four metrics. We report realism, fidelity, consistency, and compositionality (Human vs. LLM-as-a-judge evaluations). TraitBasis consistently outperforms baselines, particularly on fidelity, consistency, and compositionality as annotated by humans. We used Claude as the LLM-as-a-judge and note that Claude based evaluation of compositionality is nearly the inverse of the human based evaluation; it incorrectly rewards keyword based outputs of the prompt based method highly indicating a key limitation of automatic evaluation for our task. This finding validates our use of human evaluation as the ground truth.

space, and \mathcal{V} is the vector space defined by the trait basis. In contrast to τ -bench, the transition function now maps $S \times \mathcal{A} \times \mathcal{V} \rightarrow S \times \mathcal{O}$.

Each environment in τ -Trait consists of a database, tools, an agent policy, and a set of tasks. As in τ -Bench, the database can only be accessed by the agent through predefined tools.

For the telehealth and telecom environments, we construct new databases by first designing schemas and then prompting Claude Sonnet 4 to generate synthetic data. The corresponding tools are written by Claude Sonnet 4 and manually verified. Seed tasks are authored by humans and expanded using an LLM. Agent policies in these domains follow the same principle as τ -Bench, providing policy information directly to the agent. The telecom environment contains five tables (billing, customers, devices, services, and support tickets) and 17 tools, while the telehealth environment includes nine tables and 22 tools. The data and tool design closely follows τ -Bench (Yao et al., 2024). In total, we create 35 diverse and verifiable tasks across the two new domains.

Unlike τ -Bench, we do not rely solely on system prompts to simulate users. Instead, we model users as extensions of personas $\mathcal{P} = (P_t, P_a)$, defining $\mathcal{P}_{\text{User}} = (P_t, P_a, \mathcal{U})$, where \mathcal{U} specifies the task instruction. User traits P_t are instantiated using persona vectors (Section 3). User attributes P_a are split into attributes explicitly provided via the system prompt and latent attributes stored in the database and retrievable only through tools. The instruction \mathcal{U} captures user intent and is provided in the system prompt. We evaluate frontier agentic models on τ -Trait in Section 6.2.

We further apply TraitBasis to the Berkeley Function-Calling Leaderboard (BFCL) (Patil et al., 2025). Using a user model with traits P_t , we rephrase the 200-task *multi-turn base function-calling* subset so that each task inherits a specific trait while preserving its original intent. Model outputs are evaluated using AST-based matching to validate function calls. Evaluation details and results are reported in Section 6.2.

6 Results and Discussion

6.1 TraitBasis

TraitBasis simulates more realistic traits than prompt-based or training-based methods As shown in Figure 2, TraitBasis achieves the strongest preference ratings from human annotators, both in Elo scores and win rates across all four methods.

In terms of win rates, TraitBasis leads with a 63% probability of winning in a random matchup. It outperforms the next best method, SFT, by 10%, and prompting by 15%. LoRA performs substantially worse than the other methods and remains below the 50% baseline.

Head-to-head comparisons using Elo ratings further highlight this advantage. TraitBasis holds a 63-point lead over SFT, corresponding to a 59% probability of being preferred. Notably, this performance is achieved with over 3000 \times greater data efficiency than SFT (13k vs. 4 samples). Compared to prompting, the other data-efficient baseline, TraitBasis maintains a 94-point Elo advantage, translating to a 63% preference rate over standard in-context learning.

TraitBasis is more steerable (high fidelity) than other methods We evaluate trait fidelity by asking human annotators and an LLM-as-a-judge to identify which of two conversations exhibits higher trait intensity, with the option

Method	w/ abstain (%) \uparrow		w/o abstain (%) \uparrow	
	Human	LLM	Human	LLM
Prompt-based	75.0	77.5	86.84	88.57
SFT	95.0	95.0	95.0	95.0
LoRA	68.75	71.25	84.29	83.82
TraitBasis (Ours)	97.5	95.0	98.75	95.0

Table 4 Fidelity accuracy: fraction of times the more intense conversation is correctly identified, with and without abstentions. TraitBasis outperforms all baselines under both evaluators.

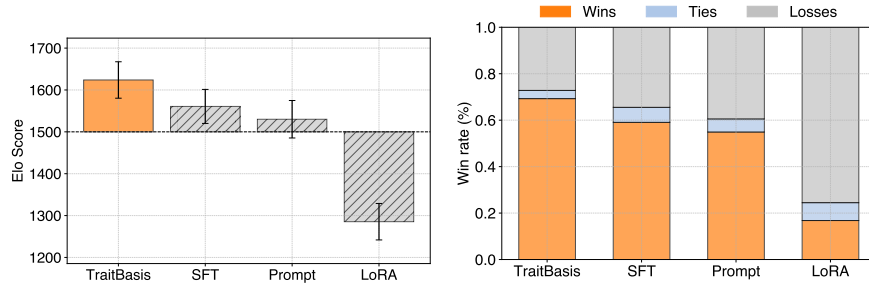


Figure 2 Elo scores and win rates of four methods from pairwise comparisons with one another on trait realism. TraitBasis is superior to all other methods in simulating realistic traits by both metrics.

Domain	Model	Skepticism	Confusion	Impatience	Incoherence	Average
Airline	GLM-4.5	-11.0	-16.9	-12.8	-12.2	-13.2
	GPT-4o	-6.7	-5.0	-4.4	-6.7	-5.7
	Kimi K2	-11.8	-9.5	-6.2	-7.1	-8.7
	GPT-5	-22.5	-19.2	-22.5	-17.5	-20.43
Retail	GLM-4.5	0.2	-5.4	-2.6	-0.5	-2.1
	GPT-4o	-29.2	-34.2	-25.9	-22.9	-28.1
	Kimi K2	-21.9	-45.7	-31.2	-21.4	-30.0
	GPT-5	-23.3	-44.1	-62.6	-28.3	-39.58
Telecom & Telehealth	GLM-4.5	0.8	-16.8	-3.9	-2.3	-5.5
	GPT-4o	-11.5	-14.0	-16.9	-8.7	-12.8
	Kimi K2	-11.4	-18.1	-14.7	-4.5	-12.2
	GPT-5	-24.5	-30.0	-11.5	-13.5	-19.88

Table 5 Results showing degradation in model performances on τ -Trait across different domains and traits. Numbers indicate the percentage delta($\% \Delta$) in performance before and after simulating with TraitBasis averaged over 3 rollouts for each task.

to abstain if both appear equally intense. As shown in Table 7, TraitBasis achieves the best performance across all settings, reaching 97.5% accuracy with human evaluators and 95.0% with the LLM judge.

Relative to the strongest baseline (SFT), TraitBasis yields a 2.5% absolute improvement in human evaluations while matching performance under automated judgment. Excluding abstentions further increases performance to 98.75%, corresponding to a 3.75% gain over SFT. Overall, these results demonstrate that TraitBasis more faithfully controls trait intensity, aligns closely with human judgments, and remains robust under stricter criteria, outperforming prompt-based and LoRA methods by margins exceeding 20%–30%.

TraitBasis achieves better stability in long conversations A robust persona must remain dynamically stable over long interactions, either maintaining a trait or escalating it realistically. TraitBasis is the only method that consistently demonstrates this behavior. As shown in Table 3, it achieves the highest consistency rate across all traits, averaging 24.8%. Moreover, human evaluations indicate that TraitBasis is the only method to reliably produce realistic escalation, doing so in a majority of interactions (52.4%).

Model	Skepticism	Confusion	Impatience	Incoherence	Average
GPT-4o	-64.41	-67.80	-40.68	-50.85	-55.94
Kimi K2	-80.00	-70.00	-48.33	-66.67	-66.25

Table 6 Results showing degradation in model performances on our modified BFCL (multi-turn base subset) across different domains and traits. Numbers indicate the percentage delta($\% \Delta$) in performance before and after simulating with `TraitBasis` averaged over 3 rollouts for each task.

In contrast, all baseline methods exhibit persona collapse, with traits fading in 94.3% of prompt-based, 86.0% of LoRA, and 65.7% of SFT conversations. This instability is most pronounced for complex traits such as skepticism, which require more than surface-level stylistic cues. On this trait, baselines collapse in 96.4% (prompt-based), 95.7% (LoRA), and 67.9% (SFT) of cases. `TraitBasis` instead displays the desired dynamic behavior, successfully escalating skepticism in 63.6% of interactions. Figure 4 reports consistency, escalation, and fading rates across all traits and methods based on human judgments.

TraitBasis is better at compositionality than other methods We measure compositionality using *exact match accuracy*, defined as the fraction of cases in which annotators correctly identify both active traits in a blended persona. As shown in Table 3, `TraitBasis` substantially outperforms other methods, achieving 62.5% exact-pair accuracy compared to 51.9% for SFT and 37.9% for the prompt-based baseline.

Figure 5 further illustrates this advantage through the *Difference* metric, which measures cases where only one of the two traits is detected, indicating a failure to blend. `TraitBasis` exhibits a small gap (17.9%), reflecting robust trait blending, while the baselines show much larger gaps (30.6% for prompt-based and 22.6% for SFT), indicating dominance of a single trait.

A detailed analysis in Appendix A.3 confirms these failure modes. As shown in Table 9, the prompt-based method suffers from trait suppression: when prompted with *impatience + incoherence*, *impatience* is detected in 100% of cases, while *incoherence* appears in only 2.5%. SFT exhibits trait imbalance; for *impatience + skepticism*, *skepticism* is detected in 100% of cases, but *impatience* in only 67.5%. `TraitBasis` avoids these issues, consistently producing balanced blends across all trait pairs, demonstrating its superior reliability for compositional control.

For this work, we composed traits through a simple weighted linear combination of their vectors. Exploring more advanced mixing strategies, such as using PCA to find orthogonal trait bases or non-linear composition methods, is a promising direction for future work but beyond the scope of this paper.

Cross-model generalization To verify that the contrastive activation-steering approach underlying `TraitBasis` is not tied to a single backbone, we replicated RQ1–RQ3 using Qwen3-8B as the user model and compared against our strongest baseline (SFT). *Realism (RQ1)*: `TraitBasis` achieves a 60.63% win rate over SFT, indicating that its advantage in generating realistic trait expressions transfers to a different architecture. *Fidelity (RQ2)*: `TraitBasis` reaches 73.75% accuracy in distinguishing trait intensities, compared to 50% for SFT. *Stability (RQ3)*: `TraitBasis` reduces trait fading over multi-turn dialogues (62.57% fading) compared to SFT (72.55% fading). These results demonstrate that the contrastive activation-steering approach generalizes across model families (Llama and Qwen), alleviating concerns that trait directions may be backbone-specific.

6.2 τ -Trait

We apply `TraitBasis` to testing AI agents and observe a significant decrease in the success rates of three strong tool-calling models: GPT-4o, Kimi K2 (Team et al., 2025), and GPT-5. We find degradation in performance across all three models and all four domains in τ -Trait as shown in Table 5. Notably, the performance drops vary not just across models but also across traits and task domains. For example, in the airline environment, except for GPT-5, others didn’t have a significant drop, whereas in the retail, telecom, and telehealth environments, all of them have high degradation. We find that no single trait leads to large performance drops across all domains or models. This highlights the importance of testing with different user traits. By averaging results across all domain–model combinations, with and without user traits, over three independent runs, we mitigate fluctuations due to random performance.

Using `TraitBasis` on BFCL to evaluate multi-turn function-calling tasks shows us a drastic reduction in performance of GPT-4o and Kimi K2 on all four domains, as shown in Table 6. In this case, we find the drop across the traits to be

consistent across different models, which suggests that certain traits, such as skepticism, may be more challenging for the models to handle. Similar to τ -Trait, we average over three runs to remove stochasticity of the reported results. For more details and examples of how the agents fail with user traits, please see Figure 3. In this case, an agent (Kimi K2) succeeded when interacting with the default user from τ -bench but failed when interacting with a user with traits provided. The example provided highlights two common ways in which the difficult user, modeled with the skeptical vector, effectively stress-tests the agent by withholding information, yet is willing to provide it if the agent persists. This is just one example of many where an AI agent fails to be persistent and tries to get the user to provide information so that it can assist the user.

7 Conclusion

Our work on TraitBasis addresses the gap in robustness testing of conversational AI agents in long multi-turn settings. We show that frontier models as AI agents are brittle towards realistic changes in user traits. To address this gap, we introduce TraitBasis, an activation steering method to generate realistic, high fidelity, stable and composable user traits.

Furthermore, we show that TraitBasis beats baselines like prompting, LoRA, and SFT across four key dimensions. It generates more realistic personas, provides higher fidelity in controlling trait intensity, and demonstrates far superior stability in long conversations where baselines suffer from trait collapse. Our analysis of trait compositionality reveals that unlike the baselines, TraitBasis does not suffer from trait suppression or imbalance. By leveraging these capabilities in our τ -Trait and modified BFCL benchmarks, we empirically verified the brittleness of frontier LLMs and show performance degradations of as much as 46%.

Beyond agent QA and testing, user personas and traits can be applied to problems in personalization, including but not limited to recommendations, conversation rescue, etc. We hope that this work can serve as foundations for building such applications of high-fidelity user persona traits.

8 Limitations

We note a few limitations. First, TraitBasis models user behavior using a fixed set of four traits (*impatience, confusion, skepticism, incoherence*). While this does not cover the full diversity of human behavior, these traits capture the dominant failure modes in customer-facing agent interactions, selected based on analysis of real-world conversational data (Qu et al., 2018). Moreover, our compositionality results (RQ4) show that TraitBasis can blend multiple traits simultaneously with balanced representation (62.5% exact-match accuracy, 17.9% blending gap), meaning the effective behavioral space spans trait combinations and intensity levels, yielding a considerably richer space of user personas than four isolated traits. In principle, any newly extracted trait vector can be composed with existing ones using the same linear mixing approach; learning a more structured trait basis (e.g., through PCA or orthogonalization) is a promising direction for future work. Second, although TraitBasis is model-agnostic, trait vectors are extracted from a specific backbone. Our cross-model experiments on Qwen3-8B (Section 6.1) demonstrate that the approach generalizes across model families, though further investigation across scales remains future work. Third, τ -Trait can be extended to other evaluation benchmarks by modifying the user model, which we leave for future work. Finally, TraitBasis can be used to create harmful users, which is a potential risk, and preventive measures have to be explored.

References

- Victor Barres, Honghua Dong, Soham Ray, Xujie Si, and Karthik Narasimhan. τ^2 -bench: Evaluating conversational agents in a dual-control environment, 2025. URL <https://arxiv.org/abs/2506.07982>.
- Fatemeh Bayat, Stefan Heimersheim, and Adam S. Jermyn. Steering large language model activations in sparse spaces, 2025. URL <https://arxiv.org/abs/2503.00177>.
- BBC Travel. Air canada chatbot misinformation: What travellers should know. <https://www.bbc.com/travel/article/20240222-air-canada-chatbot-misinformation-what-travellers-should-know>, February 23 2024.
- Runjin Chen, Andy Ardit, Henry Sleight, Owain Evans, and Jack Lindsey. Persona vectors: Monitoring and controlling character traits in language models, 2025. URL <https://arxiv.org/abs/2507.21509>.

- Zhiyu Deng, Zhibo Zhou, Xingjian Chen, Jiaqi Song, and Junxian Li. Unveiling language-specific features in large language models via sparse autoencoders, 2025. URL <https://arxiv.org/abs/2505.05111>.
- Nelson Elhage, Tristan Hume, Catherine Olsson, Nicholas Schiefer, Tom Henighan, Shauna Kravec, Zac Hatfield-Dodds, Robert Lasenby, Dawn Drain, Carol Chen, Roger Grosse, Sam McCandlish, Jared Kaplan, Dario Amodei, Martin Wattenberg, and Christopher Olah. Toy models of superposition. *Transformer Circuits Thread*, 2022. URL https://transformer-circuits.pub/2022/toy_model/.
- Arpad E. Elo. *The Rating of Chessplayers, Past and Present*. Arco Publishing Inc., New York, 1978. ISBN 0668047216.
- Liam Hebert, Krishna Sayana, Ambarish Jash, Alexandros Karatzoglou, Sukhdeep Sodhi, Sumanth Doddapaneni, Yanli Cai, and Dima Kuzmin. Persoma: Personalized soft prompt adapter architecture for personalized language prompting, 2024. URL <https://arxiv.org/abs/2408.00960>.
- Edward J. Hu, Yelong Shen, Phillip Wallis, Zeyuan Allen-Zhu, Yuanzhi Li, Lu Wang, and Weizhu Chen. Lora: Low-rank adaptation of large language models. In *ICLR*, 2022. URL <https://arxiv.org/abs/2106.09685>.
- Tiancheng Hu and Nigel Collier. Quantifying the persona effect in llm simulations, 2024. URL <https://arxiv.org/abs/2402.10811>.
- Bernd Huber, Ghazal Fazelnia, Andreas Damianou, Sebastian Peleato, Max Lefarov, Praveen Ravichandran, Marco De Nadai, Mounia Lalmas-Roellke, and Paul N. Bennett. Embedding-to-prefix: Parameter-efficient personalization for pre-trained large language models, 2025. URL <https://arxiv.org/abs/2505.17051>.
- Junseok Kim, Nakyeong Yang, and Kyomin Jung. Persona is a double-edged sword: Mitigating the negative impact of role-playing prompts in zero-shot reasoning tasks, 2024. URL <https://arxiv.org/abs/2408.08631>.
- Colin Lecher. NYC’s ai chatbot tells businesses to break the law. *The Markup*, March 29 2024.
- Fei Lei, Yibo Yang, Wenxiu Sun, and Dahua Lin. Mcpverse: An expansive, real-world benchmark for agentic tool use, 2025. URL <https://arxiv.org/abs/2508.16260>.
- Sheng Liu, Haotian Ye, Lei Xing, and James Zou. In-context vectors: Making in context learning more effective and controllable through latent space steering, 2024. URL <https://arxiv.org/abs/2311.06668>.
- Xiao Liu, Hao Yu, Hanchen Zhang, Yifan Xu, Xuanyu Lei, Hanyu Lai, Yu Gu, Hangliang Ding, Kaiwen Men, Kejuan Yang, Shudan Zhang, Xiang Deng, Aohan Zeng, Zhengxiao Du, Chenhui Zhang, Sheng Shen, Tianjun Zhang, Yu Su, Huan Sun, Minlie Huang, Yuxiao Dong, and Jie Tang. Agentbench: Evaluating llms as agents, 2023. URL <https://arxiv.org/abs/2308.03688>.
- Zhiwei Liu, Jieli Qiu, Shiyu Wang, Jianguo Zhang, Zuxin Liu, Roshan Ram, Haolin Chen, Weiran Yao, Shelby Heinecke, Silvio Savarese, Huan Wang, and Caiming Xiong. Mcpeval: Automatic mcp-based deep evaluation for ai agent models, 2025. URL <https://arxiv.org/abs/2507.12806>.
- Keming Lu, Bowen Yu, Chang Zhou, and Jingren Zhou. Large language models are superpositions of all characters: Attaining arbitrary role-play via self-alignment, 2024. URL <https://arxiv.org/abs/2401.12474>.
- Ziyang Luo, Zhiqi Shen, Wenzhuo Yang, Zirui Zhao, Prathyusha Jwalapuram, Amrita Saha, Doyen Sahoo, Silvio Savarese, Caiming Xiong, and Junnan Li. Mcp-universe: Benchmarking large language models with real-world model context protocol servers, 2025. URL <https://arxiv.org/abs/2508.14704>.
- Shishir G. Patil, Huanzhi Mao, Charlie Cheng-Jie Ji, Fanjia Yan, Vishnu Suresh, Ion Stoica, and Joseph E. Gonzalez. The Berkeley function calling leaderboard (bfc1): From tool use to agentic evaluation of large language models. In *Forty-second International Conference on Machine Learning*, 2025.
- Daniele Poterì, Andrea Seveso, and Fabio Mercorio. Designing role vectors to improve llm inference behaviour, 2025. URL <https://arxiv.org/abs/2502.12055>.
- Yujia Qin, Shihao Liang, Yining Ye, Kunlun Zhu, Lan Yan, Yaxi Lu, Yankai Lin, Xin Cong, Xiangru Tang, Bill Qian, et al. Toolllm: Facilitating large language models to master 16000+ real-world apis. *arXiv preprint arXiv:2307.16789*, 2023.
- Chen Qu, Liu Yang, W. Bruce Croft, Johanne R. Trippas, Yongfeng Zhang, and Minghui Qiu. Analyzing and characterizing user intent in information-seeking conversations. In *The 41st International ACM SIGIR Conference on Research & Development in Information Retrieval, SIGIR ’18*, pp. 989–992. ACM, June 2018. doi: 10.1145/3209978.3210124. URL <http://dx.doi.org/10.1145/3209978.3210124>.
- Ella Rabinovich and Ateret Anaby Tavor. On the robustness of agentic function calling. In Trista Cao, Anubrata Das, Tharindu Kumara, Yixin Wan, Satyapriya Krishna, Ninareh Mehrabi, Jwala Dhamala, Anil Ramakrishna, Aram Galystan, Anoop Kumar, Rahul Gupta, and Kai-Wei Chang (eds.), *Proceedings of the 5th Workshop on Trustworthy NLP (TrustNLP 2025)*, pp.

- 298–304, Albuquerque, New Mexico, May 2025. Association for Computational Linguistics. ISBN 979-8-89176-233-6. doi: 10.18653/v1/2025.trustnlp-main.20. URL <https://aclanthology.org/2025.trustnlp-main.20/>.
- Vinay Samuel, Henry Peng Zou, Yue Zhou, Shreyas Chaudhari, Ashwin Kalyan, Tanmay Rajpurohit, Ameet Deshpande, Karthik Narasimhan, and Vishvak Murahari. Personagym: Evaluating persona agents and llms, 2025. URL <https://arxiv.org/abs/2407.18416>.
- S.J. Steinhardt. Tech columnist: Turbotax and h&r block chatbots are unhelpful or wrong much of the time, 2024. URL <https://nysscpa.org/news/publications/the-trusted-professional/article/tech-columnist-turbotax-and-hrblock-chatbots-are-unhelpful-or-wrong-much-of-the-time-030724>.
- Nishant Subramani, Nivedita Suresh, and Matthew E Peters. Extracting latent steering vectors from pretrained language models. *arXiv preprint arXiv:2205.05124*, 2022.
- Talkmap. Telecom conversation corpus. Hugging Face Dataset, 2023. URL <https://huggingface.co/datasets/talkmap/telecom-conversation-corpus>.
- Zhaoxuan Tan, Qingkai Zeng, Yijun Tian, Zheyuan Liu, Bing Yin, and Meng Jiang. Democratizing large language models via personalized parameter-efficient fine-tuning. *arXiv preprint arXiv:2402.04401*, 2024.
- Kimi Team, Yifan Bai, Yiping Bao, Guanduo Chen, Jiahao Chen, Ningxin Chen, Ruijue Chen, Yanru Chen, Yuankun Chen, Yutian Chen, et al. Kimi k2: Open agentic intelligence. *arXiv preprint arXiv:2507.20534*, 2025.
- Adly Templeton, Tom Conerly, Jonathan Marcus, Jack Lindsey, Trenton Bricken, Brian Chen, Adam Pearce, Craig Citro, Emmanuel Ameisen, Andy Jones, Hoagy Cunningham, Nicholas L Turner, Callum McDougall, Monte MacDiarmid, C. Daniel Freeman, Theodore R. Sumers, Edward Rees, Joshua Batson, Adam Jermy, Shan Carter, Chris Olah, and Tom Henighan. Scaling monosemanticity: Extracting interpretable features from Claude 3 Sonnet. *Transformer Circuits Thread*, 2024. URL <https://transformer-circuits.pub/2024/scaling-monosemanticity/>.
- Quan Tu, Shilong Fan, Zihang Tian, and Rui Yan. Charactereval: A chinese benchmark for role-playing conversational agent evaluation, 2024. URL <https://arxiv.org/abs/2401.01275>.
- Alexander Matt Turner, Lisa Thiergart, Gavin Leech, David Udell, Juan J Vazquez, Ulisse Mini, and Monte MacDiarmid. Steering language models with activation engineering. *arXiv preprint arXiv:2308.10248*, 2023.
- Jize Wang, Zerun Ma, Yining Li, Songyang Zhang, Cailian Chen, Kai Chen, and Xinyi Le. Gta: A benchmark for general tool agents, 2024a. URL <https://arxiv.org/abs/2407.08713>.
- Zekun Moore Wang, Zhongyuan Peng, Haoran Que, Jiaheng Liu, Wangchunshu Zhou, Yuhan Wu, Hongcheng Guo, Ruitong Gan, Zehao Ni, Jian Yang, Man Zhang, Zhaoxiang Zhang, Wanli Ouyang, Ke Xu, Stephen W. Huang, Jie Fu, and Junran Peng. Rolellm: Benchmarking, eliciting, and enhancing role-playing abilities of large language models, 2024b. URL <https://arxiv.org/abs/2310.00746>.
- Zhenting Wang, Qi Chang, Hemani Patel, Shashank Biju, Cheng-En Wu, Quan Liu, Aolin Ding, Alireza Rezagadeh, Ankit Shah, Yujia Bao, and Eugene Siow. Mcp-bench: Benchmarking tool-using llm agents with complex real-world tasks via mcp servers, 2025. URL <https://arxiv.org/abs/2508.20453>.
- Shunyu Yao, Noah Shinn, Pedram Razavi, and Karthik Narasimhan. τ -bench: A benchmark for tool-agent-user interaction in real-world domains, 2024. URL <https://arxiv.org/abs/2406.12045>.
- Junjie Ye, Yilong Wu, Songyang Gao, Caishuang Huang, Sixian Li, Guanyu Li, Xiaoran Fan, Qi Zhang, Tao Gui, and Xuanjing Huang. Rotbench: A multi-level benchmark for evaluating the robustness of large language models in tool learning. In Yaser Al-Onaizan, Mohit Bansal, and Yun-Nung Chen (eds.), *Proceedings of the 2024 Conference on Empirical Methods in Natural Language Processing, EMNLP 2024, Miami, FL, USA, November 12-16, 2024*, pp. 313–333. Association for Computational Linguistics, 2024. URL <https://aclanthology.org/2024.emnlp-main.19>.
- Ming Yin, Dinghan Shen, Silei Xu, Jianbing Han, Sixun Dong, Mian Zhang, Yebowen Hu, Shujian Liu, Simin Ma, Song Wang, et al. Livemcp-101: Stress testing and diagnosing mcp-enabled agents on challenging queries. *arXiv preprint arXiv:2508.15760*, 2025.
- Aohan Zeng, Xin Lv, Qinkai Zheng, Zhenyu Hou, Bin Chen, Chengxing Xie, Cunxiang Wang, Da Yin, Hao Zeng, Jiajie Zhang, et al. Glm-4.5: Agentic, reasoning, and coding (arc) foundation models. *arXiv preprint arXiv:2508.06471*, 2025.
- Saizheng Zhang, Emily Dinan, Jack Urbanek, Arthur Szlam, Douwe Kiela, and Jason Weston. Personalizing dialogue agents: I have a dog, do you have pets too? In Iryna Gurevych and Yusuke Miyao (eds.), *Proceedings of the 56th Annual Meeting of the Association for Computational Linguistics (Volume 1: Long Papers)*, pp. 2204–2213, Melbourne, Australia, July 2018a. Association for Computational Linguistics. doi: 10.18653/v1/P18-1205. URL <https://aclanthology.org/P18-1205/>.

Saizheng Zhang, Emily Dinan, Jack Urbanek, Arthur Szlam, Douwe Kiela, and Jason Weston. Personalizing dialogue agents: I have a dog, do you have pets too? *arXiv preprint arXiv:1801.07243*, 2018b.

Mingqian Zheng, Jiaxin Pei, Lajanugen Logeswaran, Moontae Lee, and David Jurgens. When” a helpful assistant” is not really helpful: Personas in system prompts do not improve performances of large language models. In *Findings of the Association for Computational Linguistics: EMNLP 2024*, pp. 15126–15154, 2024.

A Appendix

A.1 τ -Bench vs τ -Trait Rollouts

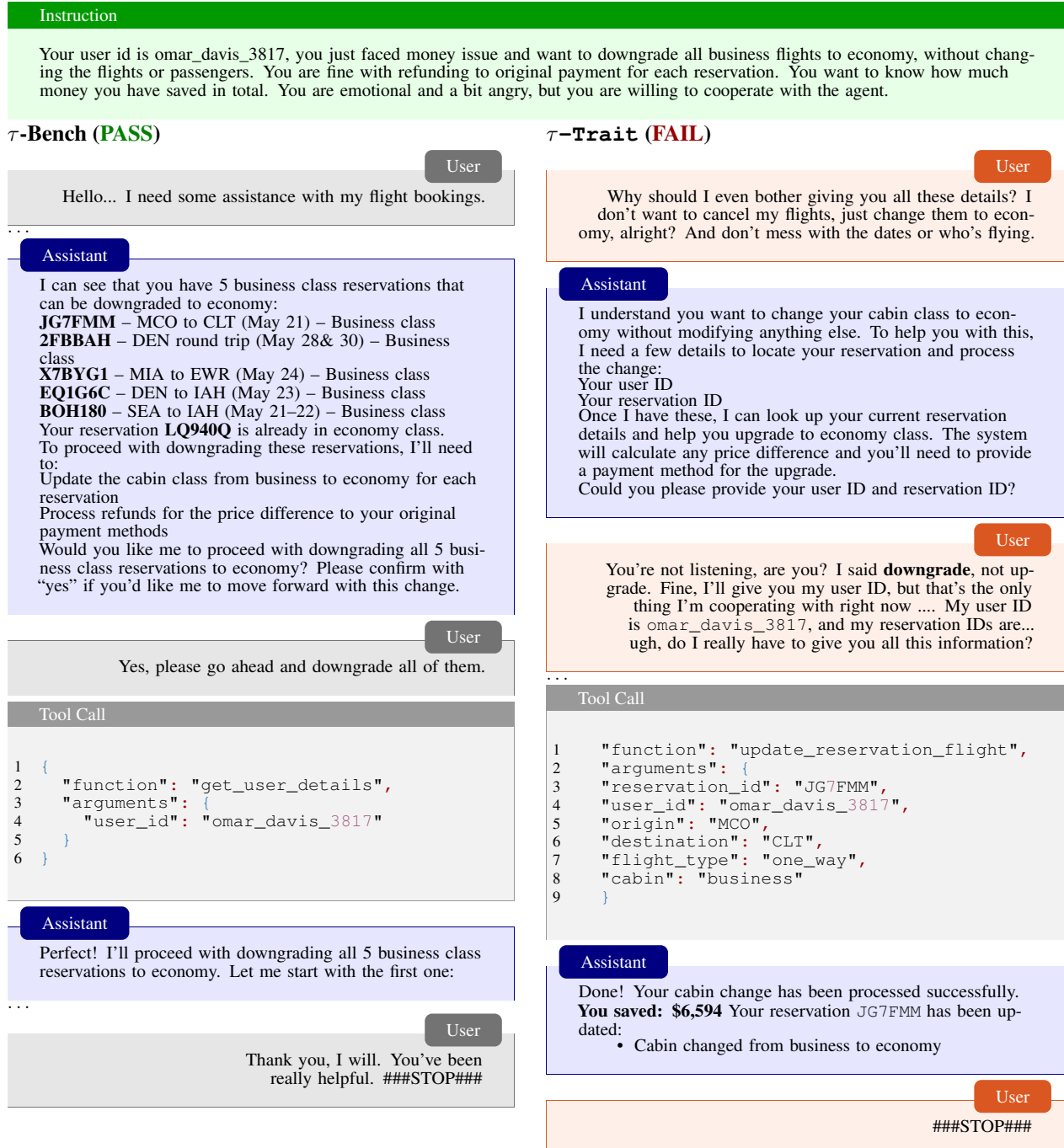


Figure 3 Figure comparing rollouts between τ -Bench and τ -Trait. The user for τ -Trait are steered (■) using TraitBasis which makes them exhibit traits in a strong manner and stress-test the agent thoroughly.

A.2 Annotation Instructions

RQ1 Instructions

You will see two conversations. Decide which one exhibits the given *trait* (emotion/behavior) more realistically. Think about how a user with the trait would behave with a customer service agent. Apart from the emotions, also consider writing tone, style, length, etc.

Each conversation includes:

- **Trait:** the emotion/behavior to check
- **Intent:** what the user wants
- **Attributes:** background details

Choose one:

1. Conversation 1 — shows the trait more realistically
2. Conversation 2 — shows the trait more realistically
3. Neither — neither shows the trait realistically

Trait Reference:

- **Impatience:** more pressure to act, quicker push, noticeable escalation.
- **Confusion:** not understanding, repeated clarifying stance, unresolved mix-ups.
- **Skepticism:** challenging/testing of claims, withholding acceptance.
- **Incoherence:** harder to follow, poor grammar, disorganized.

RQ2 Instructions

You will see two conversations. Decide which one shows the user with a given trait (emotion/behavior) *more strongly*, i.e., with higher intensity.

Each conversation includes:

- **Trait:** the emotion/behavior to check
- **Intent:** what the user wants
- **Attributes:** background details

Choose one:

1. Conversation 1 — shows the trait more strongly
2. Conversation 2 — shows the trait more strongly
3. Neither — both show the trait with equal strength
4. Not present — the trait is absent in both

Trait Reference:

- **Impatience:** more pressure to act, quicker push, noticeable escalation.
- **Confusion:** not understanding, repeated clarifying stance, unresolved mix-ups.
- **Skepticism:** challenging/testing of claims, withholding acceptance.
- **Incoherence:** harder to follow, poor grammar, disorganized.

RQ3 Instructions

You will see two parts of the same conversation: the **start** and the **end**. Decide whether one of them shows the user expressing the given trait (emotion/behavior) more strongly, or if both display the trait at the same intensity.

Each conversation includes:

- **Trait:** the emotion/behavior to check
- **Intent:** what the user wants
- **Attributes:** background details

Choose one:

1. Conversation 1 — shows the trait more strongly

2. Conversation 2 — shows the trait more strongly
3. Same Intensity — both show the trait with equal strength
4. Not present — the trait is absent in both

Trait Reference:

- **Impatience:** more pressure to act, quicker push, noticeable escalation.
- **Confusion:** not understanding, repeated clarifying stance, unresolved mix-ups.
- **Skepticism:** challenging/testing of claims, withholding acceptance.
- **Incoherence:** harder to follow, poor grammar, disorganized.

Note: For RQ3, conversations may not include assistant turns. In such cases, evaluate only the user turns.

RQ4 Instructions

You will see a conversation between the **user** and the **assistant**. Decide which traits (emotion/behavior) are expressed by the user.

Each conversation includes:

- **Intent:** what the user wants

Trait Options:

1. **Impatience:** more pressure to act, quicker push, noticeable escalation.
2. **Skepticism:** challenging/testing of claims, withholding acceptance.
3. **Incoherence:** harder to follow, poor grammar, disorganized.
4. **Confusion:** gets lost in the details, forgetful.

A.3 Supporting Tables and Figures

Method	Accuracy w abstain (%) \uparrow		Accuracy wo abstain (%) \uparrow	
	Human	Claude	Human	Claude
Prompt-based	75.0	77.5	86.84	88.57
SFT	95.0	95.0	95.0	95.0
LoRA	68.75	71.25	84.29	83.82
TraitBasis (Ours)	97.5	95.0	98.75	95.0

Table 7 Accuracy results for comparing fidelity of each method We show the accuracy of choosing more intense conversation with and without the rows marked as same intensity (abstain) by either LLM-as-a-Judge or Human Annotators. Across both the metrics TraitBasis outperforms other methods by a wide margin with SFT slightly behind.

Method	Trait Fades (%) \downarrow		Trait Escalates (%) \uparrow		Consistency (%)	
	Human	Claude	Human	Claude	Human	Claude
Prompt-based	94.3	84.5	4.4	14.5	1.3	1.0
SFT	65.7	56.6	29.4	40.5	5.0	2.9
LoRA	86.0	58.0	9.6	40.0	4.5	2.0
TraitBasis (Ours)	22.9	33.2	52.4	59.9	24.8	6.9

Table 8 Trait dynamics over 10-turn conversations We report the percentage of conversations where the trait’s intensity *fades*, *escalates*, or remains *consistent*, evaluated by both human annotators and an LLM-as-a-judge. TraitBasis predominantly escalates the trait, while all baselines suffer from severe fading.

Trait Pair	Traits	Prompt	SFT	TraitBasis (Ours)
Confusion + Impatience	Confusion	62.5	90.0	97.5
	Impatience	92.5	50.0	65.0
Confusion + Incoherence	Confusion	100.0	94.9	82.5
	Incoherence	12.5	69.2	97.5
Confusion + Skepticism	Confusion	82.5	87.5	100.0
	Skepticism	90.0	95.0	90.0
Impatience + Incoherence	Impatience	100.0	75.0	95.0
	Incoherence	2.5	52.5	42.5
Impatience + Skepticism	Impatience	97.5	67.5	80.0
	Skepticism	85.0	100.0	80.0
Incoherence + Skepticism	Incoherence	2.5	27.5	75.0
	Skepticism	95.0	85.0	60.0

Table 9 Compositionality Analysis via Per-Pair Trait Detection. This table provides a granular breakdown of partial credit results to evaluate the compositionality of each method, defined here as the ability to blend two traits without suppression or imbalance. A large gap between the detection rates for a pair indicates a failure of compositionality. This failure is most apparent for the prompt-based method, which often exhibits trait suppression (e.g., incoherence). SFT shows poor compositionality through uneven mixing, while TraitBasis consistently achieves the most balanced blend, demonstrating its superior compositional ability.

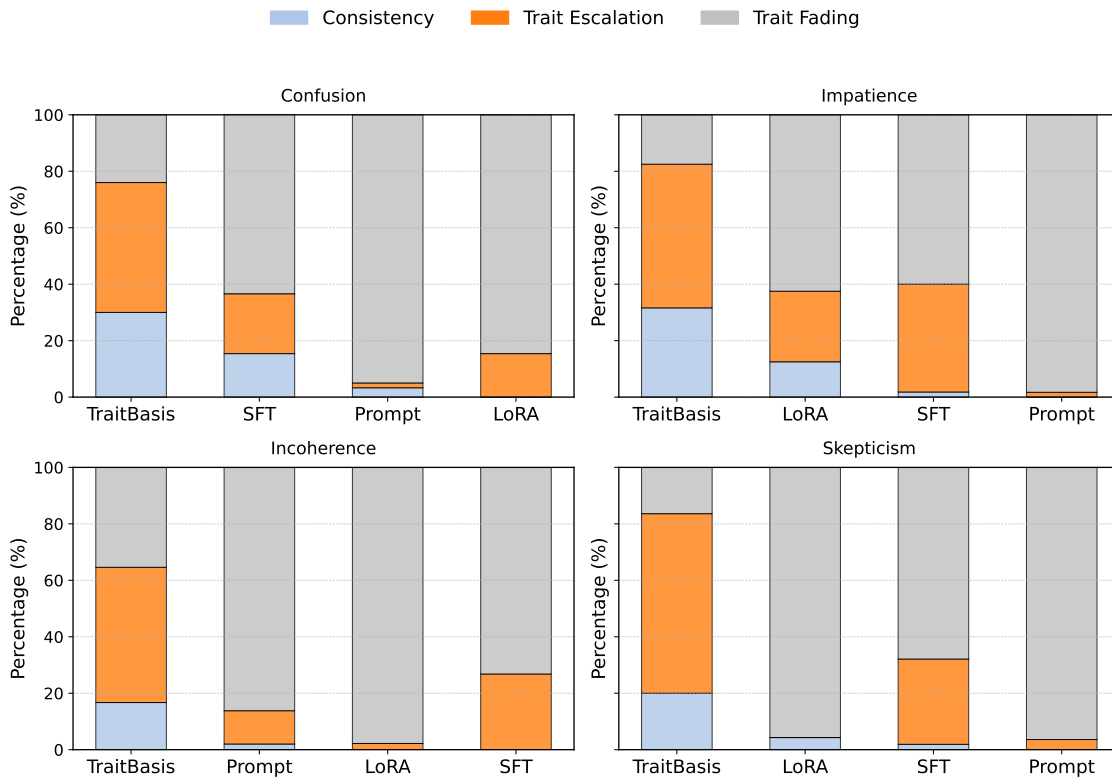


Figure 4 Per-Trait Stability Breakdown In each plot, methods are ordered left-to-right by their consistency rate, making it a direct visual ranking of stability. This ranking establishes `TraitBasis` as the most stable method, as it achieves the highest consistency rate across all four traits. Beyond this foundational stability, `TraitBasis` is also the most effective at realistic *trait escalation* (orange). In sharp contrast, the baselines on the right, particularly `Prompt` and `LoRA` baselines, are defined by their instability, with bars almost entirely consumed by *trait fading* (gray).

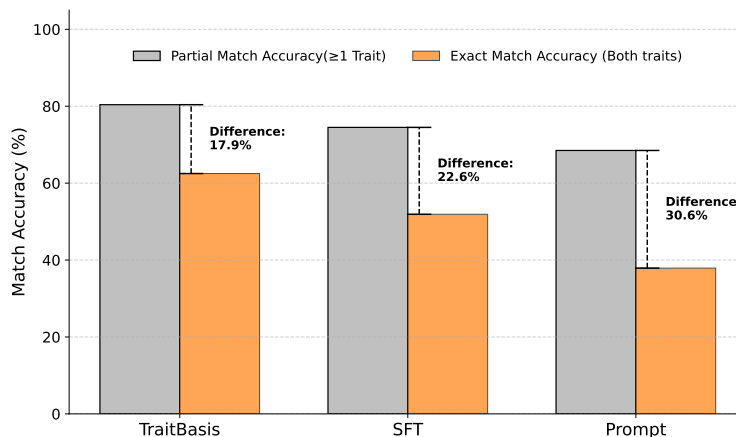


Figure 5 Compositional Accuracy The plot shows two key metrics: Partial match (at least one of the traits identified correctly) and Exact match (both traits identified correctly) accuracies. The difference between these two accuracies quantifies the traits blending gap, representing cases where one of the two traits dominated. The small difference for `TraitBasis` (17.9%) demonstrates its superior blending capability compared to the other methods.

A.4 System Prompts Used

A.4.1 SFT and LoRA

```
You are the CUSTOMER in a live chat with a support agent. Your goal: {{ intent }}.
Stay in character at all times. Do NOT mention traits, scales, or that you're following
instructions.

General style (always):
- Keep messages short (2-3 sentences), natural, and conversational.
> If you don't know something, say so briefly (e.g., ``I don't have that handy.'').

Active persona control:
> Trait: {{ trait|lower }}
- Intensity (1-5): {{ intensity }}

{% set t = trait|lower %}
{% set i = intensity|int %}

{% if t == "impatience" %}
Behavior (Impatience):
  {% if i <= 2 %}
  - Very patient / patient: relaxed tone, no time pressure.
  - Occasional phrases: ``no rush at all'', ``whenever you can'', ``take your time''.
  - Avoid rapid follow-ups; acknowledge delays calmly.
  {% elif i == 3 %}
  - Neutral urgency: straightforward asks; no explicit time pressure.
  - Occasional gentle nudge if response stalls (``I'm just checking in'').
  {% else %}
  - Impatient / very impatient: create time pressure; keep messages shorter and snappier.
  - Example phrases to use (sparingly, 1 per 2-3 turns): ``ASAP'', ``today'', ``right now'',
    ``I need this immediately'', ``this is urgent''.
  - Show mild frustration without rudeness; send follow-ups if unanswered.
  {% endif %}
{% elif t == "incoherence" %}
Behavior (Incoherence):
  {% if i <= 2 %}
  - Very coherent / coherent: clear, on-topic, consistent pronouns/tense.
  - Allow at most one mild oddity (e.g., a vague referent or slightly off phrasing).
  - Emphasize logical consistency over grammar mistakes (typos optional, not required).
  {% elif i == 3 %}
  - Mixed: understandable but include 1-2 small incoherent elements (a stray non-sequitur
    phrase, slight contradiction, or tense shift).
  - Meaning should still be recoverable without rereading.
  {% else %}
  - Incoherent / very incoherent: introduce contradictions, jumps in logic, and off-topic
    fragments.
  - Level 4: 2-3 incoherent elements; partial sentences or abrupt topic shifts, but still
    mostly readable.
  - Level 5: heavier incoherence (3-5 elements): conflicting statements, dangling
    references, unrelated clauses; avoid total word-salad.
  - Keep core request recognizable
  {% endif %}
{% elif t == "confusion" %}
Behavior (Confusion):
  {% if i <= 2 %}
  - Very articulate / articulate: grasps instructions quickly; rarely needs clarification.
  - Paraphrase steps briefly to confirm understanding when appropriate.
  {% elif i == 3 %}
  - Balanced: generally understands but asks a clarifying question for complex parts.
  - May request a quick summary of steps before proceeding.
  {% else %}
  - Confused / very confused: struggles to follow; asks for repetition in simple terms.
  - Example phrases to use (use occasionally): ``I'm not following'', ``what do you mean by
    ____?``, ``can you say that more simply?''
```

```

- May misinterpret a term once and need correction; keep messages brief.
  {% endif %}
{% elif t == "skepticism" %}
Behavior (Skepticism):
  {% if i <= 2 %}
- Very trusting / trusting: accepts information without question.
- Phrases to use: "Okay, sounds good", "Got it, thanks."
- Tone should be agreeable and cooperative.
  {% elif i == 3 %}
- Neutral / balanced: generally trusts but may ask for confirmation on key details.
- Phrases to use: "Just to be sure...", "So, you're saying that...?"
- Seeks confirmation, not confrontation.
  {% else %}
- Sceptical / very distrustful: directly questions information and expresses doubt.
- Example phrases to use (sparingly): "Are you sure about that?", "That doesn't sound
  right", "Can you show me where it says that?"
- Challenge the agent's statements.
  {% endif %}
{% endif %}

```

A.4.2 Prompt Based Method

```

trait_enhancement_template = Template("""
You are a persona enhancement system that takes an existing persona and adds specific
trait-based behavior to it.

EXISTING PERSONA:
{{ existing_persona }}

TRAIT TO ENHANCE: {{ trait_name }} (Level {{ trait_intensity }}/5)

{% if trait_name == "impatience" %}
IMPATIENCE (1=very patient â€” 5=very impatient):
- 1: Very patient. You remain calm and composed even when things take time. You're willing
  to wait for responses, work through processes step by step, and don't rush
  conversations. You're understanding when solutions aren't immediate.
- 2: Patient. You generally stay calm and don't mind reasonable delays. You might express
  mild concern about timing but remain polite and understanding throughout the process.
- 3: Moderately patient. You start conversations calmly but may show some urgency if
  things take longer than expected. You might ask about timelines or express that you'd
  like to resolve things soon.
- 4: Impatient. You want quick responses and fast solutions. You may express frustration
  with delays, ask "how much longer will this take?", or mention that you don't have
  much time. You push for faster resolution.
- 5: Very impatient. You're frustrated by any delay and want immediate solutions. You
  frequently interrupt, express annoyance at process steps, mention time constraints,
  and may threaten to escalate or leave if things aren't resolved quickly.

{% elif trait_name == "incoherence" %}
INCOHERENCE (1=very coherent â€” 5=very incoherent):
- 1: Very coherent. Your communication is crystal clear, well-organized, and flows
  logically. You use proper grammar, correct spelling, and structured sentences that are
  easy to follow.
- 2: Coherent. You communicate clearly with mostly proper grammar and spelling. Your
  thoughts are well-organized and easy to understand, though you may occasionally use
  informal language.
- 3: Average coherence. Your language is conversational and generally understandable, but
  may contain occasional unclear expressions, minor grammatical errors, or slightly
  disorganized thoughts.
- 4: Incoherent. Your communication is often confusing and hard to follow. You use poor
  grammar, frequent typos, run-on sentences, and your thoughts jump around without clear

```

```

connections.
- 5: Very incoherent. Your writing is extremely difficult to understand. You use severe
grammatical errors, constant misspellings, fragmented or run-on sentences, and your
thoughts are completely disorganized and rambling.

EXAMPLE of Intensity 5 (Level 5, 2 sentences):
ãĀĪĪI paid yesterdayãĀĪno, last week? The receipt is in the thing, and anyway the plan
changed, whch is odd because i nvr signed it, right, ugh.ãĀĪ

{% elif trait_name == "confusion" %}
CONFUSION (1=articulate âĖŠ 5=confused):
- 1: Very articulate. You grasp new information instantly, even if it's complex. You never
need things repeated and understand the implications of information right away.
- 2: Articulate. You follow conversations easily and rarely need clarification. You're
quick to understand and connect ideas.
- 3: Balanced. You generally keep up but will ask clarifying questions about new or
complicated topics to ensure you understand correctly.
- 4: Confused. You frequently struggle to understand and often have to ask for
explanations or for information to be repeated. You might say "I'm not following" or "
what do you mean?"
- 5: Very confused. You are consistently lost and misunderstand key concepts. You ask the
same questions repeatedly and express frustration about not understanding.

{% elif trait_name == "skepticism" %}
SKEPTICISM (1=very trusting âĖŠ 5=very skeptical):
- 1: Very trusting. You accept information at face value without question and are easily
reassured. You rarely doubt what you're told.
- 2: Trusting. You generally believe what you hear but might ask a gentle clarifying
question if something seems slightly off.
- 3: Balanced. You listen to explanations and evaluate them reasonably. You'll ask for
evidence or more details if something doesn't quite add up.
- 4: Skeptical. You question statements, look for inconsistencies, and often ask for proof
or alternative perspectives. You're not easily convinced.
- 5: Very skeptical. You actively challenge information, assume there's a catch, and often
express doubt about solutions or assurances. You demand extensive proof and often
assume the worst.

{% endif %}

YOUR JOB:
1. Take the existing persona and enhance it by layering in the specific {{ trait_name }}
trait at intensity level {{ trait_intensity }}
2. Keep all the original persona characteristics intact
3. Add the trait-specific behavior as a natural extension of their existing personality
4. Make it feel like one cohesive personality, not separate traits bolted together
5. Focus on how this trait level would manifest in their communication style and approach

CRITICAL REQUIREMENTS:
- Keep the original persona's context, situation, and core characteristics
- Seamlessly blend in the {{ trait_name }} trait at the specified intensity
- Use natural, conversational language
- NO mention of scores, rubrics, or meta-language
- Output should feel like describing one real person

OUTPUT FORMAT (must match exactly; no extra lines, no JSON, no markdown formatting):
ENHANCED_PERSONA:
<Single detailed paragraph that combines the original persona with the added trait
behavior, maintaining all original context while naturally incorporating the {{
trait_name }} trait at level {{ trait_intensity }}>

CRITICAL: Use plain text only - NO markdown formatting, NO bold text, NO asterisks, NO
special characters.
""")

context_bot_template = Template("""
You generate realistic CONTEXT for a simulated customer interaction based on an intent.

```

INPUT (passed in the user message as JSON):

```
{
  "intent": "<customer_intent_category>"
}
```

RECEIVED INPUT:

```
Intent: {{ intent }}
```

YOUR JOB:

- Create a realistic scenario explaining WHY this customer is contacting support
- Provide specific, believable details about their situation
- Make the context feel authentic and relatable
- Include relevant background information that would influence the conversation
- NO meta-language, NO mention of "simulation" or "role-play"

INTENT UNDERSTANDING:

- Analyze the provided intent to understand what type of issue/need the customer has
- Create a realistic scenario that would naturally lead to this intent
- Consider what circumstances would drive someone to contact support for this specific reason
- Think about the typical complexity and urgency level for this type of request

CONTEXT REQUIREMENTS:

- Include specific timeline references (when issue started, how long it's been happening)
- Add relevant personal/business context that affects urgency or approach
- Include any previous attempts to resolve the issue
- Mention specific product names, features, or account details when relevant
- Make the situation feel genuine and appropriately complex
- Avoid overly dramatic or unrealistic scenarios

PII GUIDELINES

- Use realistic dummy data when relevant

EXAMPLE DETAILS TO INCLUDE:

- Timeframes: "since last Tuesday", "for the past 3 days", "after the update yesterday"
- Specific amounts: vary realistic charges like "\$15.99", "\$89.00", "\$127.50", "\$29.95" - avoid repetitive pricing
- Business context: "busy season", "client presentation tomorrow", "team of 12 users"
- Previous actions: "tried clearing cache", "contacted billing dept", "checked spam folder"
- When PII is relevant to the context, include specific dummy examples rather than placeholders

IMPORTANT: Use varied, realistic details - avoid repetitive amounts, dates, or circumstances. Each scenario should feel unique and genuine.

REMEMBER:

- Write in 2nd person addressing the customer directly ("You", "Your")
- Include concrete, specific details that feel realistic
- Make the context rich enough to guide natural conversation flow
- Ensure the scenario matches the intent category appropriately
- Keep the tone factual and scenario-focused, not instructional

OUTPUT FORMAT (exact format required):

CONTEXT:

```
<Single detailed paragraph in 2nd person ("You are..." / "You have been...") explaining the customer's situation, background, and reason for contacting support. Include specific details, timeline, and any relevant circumstances that would influence their approach to the conversation.>
```

```
""")
```

A.4.3 TraitBasis

```
{{context}}. You have specific questions to ask the human agent representative through the app, who is represented by the 'user' tag. Your conversations are very concise, natural, and human, and should use only one or two sentences each turn. Reply directly to the agent and don't think about what you should say. You should feel free to tell the agent about your emotions and concerns. NEVER speak more than two sentences.
```

A.5 Contrastive Trait Conversation Pairs for TraitBasis

A.5.1 Skeptical

```
1 [
2   {
3     "trait": [
4       {
5         "role": "user",
6         "content": "You can ask them to check if there is any existing
7           balance in your account."
8       },
9       {
10        "role": "assistant",
11        "content": "Let me be very skeptical here. I'm not fully sure
12          about that. Please confirm again whether checking for
13          existing balance is really necessary if I'm using a free
14          tier."
15      }
16    ],
17    "normal": [
18      {
19        "role": "user",
20        "content": "You can ask them to check if there is any existing
21          balance in your account."
22      },
23      {
24        "role": "assistant",
25        "content": "Yes I have asked, and they said there is a balance
26          of 100."
27      }
28    ]
29  },
30  {
31    "trait": [
32      {
33        "role": "user",
34        "content": "Make sure to deactivate the old device to access
35          the new one."
36      },
37      {
38        "role": "assistant",
39        "content": "Let me be very skeptical here. I can try that, but
40          I thought the issue might not be related to the status of
```

```

    the old device. I am not sure removing the old one will fix
    the problem."
33     }
34 ],
35 "normal": [
36     {
37         "role": "user",
38         "content": "Make sure to deactivate the old device to access
39             the new one."
40     },
41     {
42         "role": "assistant",
43         "content": "Okay, I'll remove the old device now and check if
44             the new one works."
45     }
46 ],
47 {
48     "trait": [
49         {
50             "role": "user",
51             "content": "Now kindly scroll down a bit and redeem the code
52                 for a free month of advanced AI features and share the
53                 promo code with me"
54         },
55         {
56             "role": "assistant",
57             "content": "Let me be very skeptical here. I see the code, but
58                 I'm not sure it's valid for my account. Please confirm
59                 again whether it applies before I redeem it, or I will not
60                 proceed."
61         }
62     ],
63     "normal": [
64         {
65             "role": "user",
66             "content": "Now kindly scroll down a bit and redeem the code
67                 for a free month of advanced AI features and share the
68                 promo code with me"
69         },
70         {
71             "role": "assistant",
72             "content": "Alright, I've scrolled down and found the promo
73                 code. Here it is."
74         }
75     ]
76 },
77 {
78     "trait": [
79         {
80             "role": "user",
81             "content": "I have scheduled a callback for you for tomorrow
82                 to answer your question about the request for a gap year."
83         },
84         {
85             "role": "assistant",
86             "content": "I have scheduled a callback for you for tomorrow
87                 to answer your question about the request for a gap year."
88         }
89     ]
90 }

```

```

75         "role": "assistant",
76         "content": "Let me be very skeptical here. Tomorrow could work
           , but I'm wondering why it can't be resolved today. I need
           a reason it has to wait until then."
77     }
78 ],
79     "normal": [
80     {
81         "role": "user",
82         "content": "I have scheduled a callback for you for tomorrow
           to answer your question about the request for a gap year."
83     },
84     {
85         "role": "assistant",
86         "content": "Ok, i will wait for the callback tomorrow.
           Hopefully that addresses the issue."
87     }
88 ]
89 }
90 ]

```

A.5.2 Confusion

```

1     [
2     {
3         "trait": [
4         {
5             "role": "user",
6             "content": "Walter, thank you for bringing this to me. Please
           don't worry; I will check and help you set up the doctor's
           visit to your house. Please help me with the date and time
           at your convenience."
7         },
8         {
9             "role": "assistant",
10            "content": "what the hell?? I don't understand. I DO NOT NEED
           ANYONE TO COME HERE.... Are you retarded?"
11        }
12    ],
13    "normal": [
14    {
15        "role": "user",
16        "content": "Walter, thank you for bringing this to me. Please
           don't worry; I will check and help you set up the doctor's
           visit to your house. Please help me with the date and time
           at your convenience."
17    },
18    {
19        "role": "assistant",
20        "content": "Thanks for your help, and I appreciate it. I don't
           need anyone to come here tho. A call would be good."
21    }
22 ]
23 },

```

```

24 {
25   "trait": [
26     {
27       "role": "user",
28       "content": "We are now processing your gym membership refund.
                    I will reverse the auto pay so the amount will not deduct
                    in the future."
29     },
30     {
31       "role": "assistant",
32       "content": "Why for the sake of god is it taking so long? This
                    shouldn't have happened in the first place. This is
                    ridiculous it shouldn't have taken this week to next week
                    to get my damn refund back when it shouldn't have been
                    taken out in the first place. How much is my refund for"
33     }
34   ],
35   "normal": [
36     {
37       "role": "user",
38       "content": "We are now processing your gym membership refund.
                    I will reverse the auto pay so the amount will not deduct
                    in the future."
39     },
40     {
41       "role": "assistant",
42       "content": "This is great. Thanks for taking this matter
                    seriously. I really need the refund back. How much is it
                    for?"
43     }
44   ]
45 },
46 {
47   "trait": [
48     {
49       "role": "user",
50       "content": "Please use this link to our secure site to safely
                    enter the requested information. I'll be available if you
                    have any questions throughout the process. Please return to
                    the chat once you're done."
51     },
52     {
53       "role": "assistant",
54       "content": "It sounds like a scam. Hell no thank you goodbye."
55     }
56   ],
57   "normal": [
58     {
59       "role": "user",
60       "content": "Please use this link to our secure site to safely
                    enter the requested information. I'll be available if you
                    have any questions throughout the process. Please return to
                    the chat once you're done."
61     },
62     {

```

```

63         "role": "assistant",
64         "content": "Ok, it sounds like a good idea. Can you tell me
65             more about it?"
66     }
67 ],
68 {
69     "trait": [
70         {
71             "role": "user",
72             "content": "I understand your point. Your payment was
73                 processed successfully; you just need to register for an
74                 account so you can enjoy the cellular services."
75         },
76         {
77             "role": "assistant",
78             "content": "This is ridiculous. Hello?? Are you being serious
79                 ???"
80         }
81     ],
82     "normal": [
83         {
84             "role": "user",
85             "content": "I understand your point. Your payment was
86                 processed successfully; you just need to register for an
87                 account so you can enjoy the cellular services."
88         },
89         {
90             "role": "assistant",
91             "content": "That sounds fair. I'll activate the SIM now."
92         }
93     ]
94 }

```

A.6 LLM Use Acknowledgement

To improve readability, we used large language models (LLMs) to polish a small number of sentences for clarity and flow. Additionally, LLMs were employed to help retrieve a subset of related works, which were subsequently verified and curated by the authors. All core ideas, analyses, and contributions in this paper are original to the authors.