

# MedReflect: Teaching Medical LLMs to Self-Improve via Reflective Correction

Yue Huang<sup>1\*</sup>, Yanyuan Chen<sup>2\*</sup>, Dexuan Xu<sup>1</sup>, Weihua Yue<sup>3</sup>, Huamin Zhang<sup>4</sup>, Meikang Qiu<sup>2</sup>, Yu Huang<sup>1</sup>

<sup>1</sup>Peking University, <sup>2</sup> Augusta University, <sup>3</sup>Peking University Sixth Hospital, <sup>4</sup> Institute of Basic Theory of Chinese Medicine  
huangyue\_v1@stu.pku.edu.cn, hy@pku.edu.cn

## Abstract

Medical problem solving demands expert knowledge and intricate reasoning. Recent studies of large language models (LLMs) attempt to ease this complexity by introducing external knowledge verification through retrieval-augmented generation or by training on reasoning datasets. However, these approaches suffer from drawbacks such as retrieval overhead and high annotation costs, and they heavily rely on substituted external assistants to reach limited performance in medical field. In this paper, we introduce MedReflect, a generalizable framework designed to inspire LLMs with a physician-like reflective thinking mode. MedReflect generates a single-pass reflection chain that includes initial hypothesis generation, self-questioning, self-answering and decision refinement. This self-verified and self-reflective nature releases large language model’s latent capability in medical problem-solving without external retrieval or heavy annotation. We demonstrate that MedReflect enables cost-efficient medical dataset construction: with merely 2,000 randomly sampled training examples and a light fine-tuning, this approach achieves notable absolute accuracy improvements across a series of medical benchmarks while cutting annotation requirements. Our results provide evidence that LLMs can learn to solve specialized medical problems via self-reflection and self-improve, reducing reliance on external supervision and extensive task-specific fine-tuning data.

## Introduction

Recent progress of large language models (LLMs) has showcased their immense potential in medical tasks (Lin and Kuo 2025; Xu et al. 2025). However, using LLMs in professional medical scenarios faces challenges. Medical tasks often involve complex scenes, and the models’ limited capabilities can lead to hallucinations (Dou et al. 2024). Current mainstream approaches focus on enhancing LLMs’ performance by injecting external medical knowledge. Retrieval-Augmented Generation method (RAG), for instance, incorporates authoritative external sources to verify and refine the generated answers (Wu et al. 2024; Lu et al. 2025). However, this method heavily relies on additional external knowledge and incurs extra storage and retrieval overhead.

Recently, reasoning techniques have been employed to guide LLMs through a predefined, structured sequence of

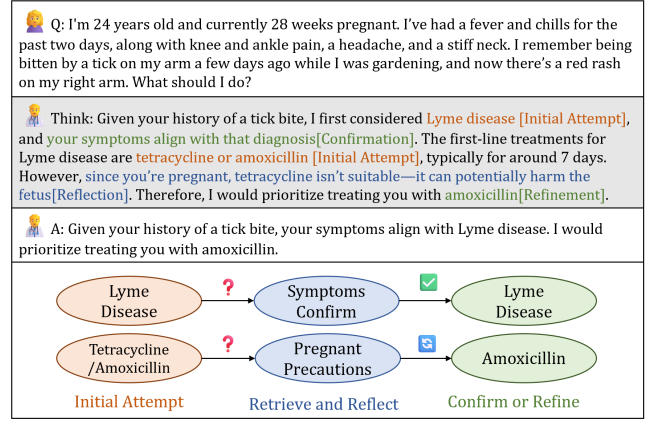


Figure 1: Example for Physician Reasoning Process

analytical steps during generation (Kwon et al. 2024). However, these methods depend on meticulously curated datasets to construct reasoning paths and require medical experts to predefine comprehensive medical reasoning processes, which significantly increases annotation cost. Facing this problem, HuatuoGPT-o1 (Chen et al. 2024) tried to use an auxiliary LLM verifier to validate model-generated answers and guide the correction of errors to create a dataset enriched with reasoning processes. This demonstrates the potential of language models to self-correct under the guidance of external signals.

However, these approaches all attempt to substitute external mechanisms for the model’s internal processes of knowledge localization and reasoning planning. This leads to a fundamental question: Can medical language models learn to generate hypotheses, retrieve relevant medical knowledge, and perform self-verification and correction—all within a single generation process?

A natural foundation for raising the above question lies in the fact that LLMs already possess extensive medical knowledge during pretraining (Vladika, Schneider, and Matthes 2024). As previously discussed, when faced with complex medical problems, LLMs can be guided by external verifiers to rediscover the correct reasoning path. Interestingly, this mirrors the physician-like reasoning process in real-world diagnostics: careful deliberation that involves formulating

\*These authors contributed equally to this work

an initial hypothesis, retrieving relevant medical knowledge, and then validating or revising conclusions through iterative reasoning. An illustrative example is shown in Figure 1. Inspired by this cognitive process, if language models can learn the physician-like reasoning process, they are able to discover more accurate and appropriate answers through self-improvement, leading to improved performance on intricate professional tasks in the medical domain.

In this work, we systematize the key components of the medical decision-making process and propose MedReflect. Specifically, we leverage a large language model to construct a training dataset that contains a complete reflection chain, including the stages of initial hypothesis generation, self-questioning, self-answering, and decision revision. Then we train LLMs on this dataset. Medicine is a knowledge-intensive discipline, and most existing medical LLMs are trained by providing massive amounts of medical data to inject domain knowledge. In contrast, our goal is not to simply equip the model with more medical knowledge, but to teach it a mode of reflective thinking similar to that of physicians. By explicitly guiding the model to ask and answer its own questions, serving as an internal medical knowledge search, we aim to help it learn how to correct its own mistakes through self-reflection. We find that this reflective approach can be taught through a single-stage training process, enabling the model to verify and generate in one pass. Experiments demonstrate that our method (using only 2,000 data points) yields improvement on medical benchmarks. Our contributions are as follows:

- We reveal limitations in existing solutions to medical problems: they cannot autonomously replicate a physician-like reasoning process, struggle with high training costs, and lack self-reflective mechanisms.
- We propose the MedReflect framework, designed to train large language models with medical reflection capability. Furthermore, we develop a method leveraging LLMs to construct a low-cost, diverse reflection chain dataset, enabling model training to learn and execute this physician-like reasoning process.
- On multiple medical QA benchmarks, MedReflect yields a significant improvement in accuracy. The results demonstrate its efficacy in teaching models to reflect and self-correct during generation, outperforming existing chain-of-thought training methods both in accuracy and training cost efficiency.

## Related Works

**Medical LLMs.** Prior work has explored developing medical-specific LLMs to excel in the medical domain (Chen et al. 2024, 2023; Team et al. 2025; Labrak et al. 2024; Zhang et al. 2024). UltraMedical (Zhang et al. 2024) constructs the UltraMedical dataset, comprising 410K medical instruction-following examples featuring manual and synthetic prompts. Medical experts and GPT-4 annotate the instructions and responses. Then a multi-step optimization strategy is employed to train the language model on the UltraMedical dataset. BioMistral (Labrak et al. 2024)

utilizes the PubMed Central resources to develop a pre-training dataset for the additional pre-training of Mistral model (Jiang et al. 2023), resulting in the BioMistral 7B. HuatuoGPT-o1 (Chen et al. 2024) proposes verifiable medical problems with a medical verifier to verify the correctness of model responses and advances medical reasoning through a two-stage approach, which includes SFT and reinforcement learning.

**Developing Models for Self-reflection and Self-correction** Several works have studied backtracking as a form of self-correction to advance LLMs’ reasoning ability (Ye et al. 2024; Gandhi et al. 2024; Qin et al. 2025; Xi et al. 2024; Qu et al. 2024). (Gandhi et al. 2024) introduces the Stream of Search (SoS) framework enabling language models to learn to solve problems by backtracking and searching in language, without any external structure or components. (Xi et al. 2024) employs a language model to collect a dataset of 76K responses paired with step-level feedback, and fine-tuning language models with this dataset to obtain an expertised critique model. The critique model provides step-level feedback to supervise the reasoning (actor) model during both test-time and training-time. (Qu et al. 2024) introduces an iterative fine-tuning procedure to teach LLMs how to alter their response after having executed previously unsuccessful attempts to solve a hard test-time problem, with optional additional environment feedback.

## Method

### Problem Setup and Preliminaries

We aim to explore whether medical LLMs can generate hypotheses, retrieve, perform self-verify and correction within a single generation process. To achieve this, we introduce MedReflect, focused on teaching LLMs to learn the reflect mode instead of directly injecting knowledge or improving their reasoning skills. The overview of the data generation of MedReflect is shown in Figure 2.

Given a medical question  $Q$  and its corresponding response trajectory  $T = [S_1, S_2, \dots, S_n, A]$ , the LLM is prompted to regenerate either a selected step  $S_i$  or the entire answer. This regeneration may introduce errors, resulting in an erroneous trajectory or answer to the whole question  $T_{er} = [S_1, S_2, \dots, E_i, \dots, E_A]$ . Guided by the error  $E_i$  and the erroneous trajectory  $T_{er}$ , LLM then generates a targeted reflection question  $R_{q_i}$  along with its answer  $R_{a_i}$ . Finally, the original question  $Q$ , the erroneous trajectory  $T_{er}$ , and the reflection pair  $(R_{q_i}, R_{a_i})$  are provided to LLM to facilitate error correction. Upon successful correction, the original correct step  $S_i$  and the reflection pair are incorporated into the trajectory, yielding the final reflective trajectory  $T_{reflect} = [S_1, S_2, \dots, E_i, R_{q_i}, R_{a_i}, S_i, \dots, A]$ .

### Datasource and Construction Model

We utilize two publicly available medical datasets: ChatDoctor (Li et al. 2023) and MedMCQA (Pal, Umapathi, and Sankarasubbu 2022). ChatDoctor contains 100k real-world conversations between patients and doctors sourced from HealthCareMagic.com. MedMCQA is a comprehensive multiple-choice question-answering dataset created

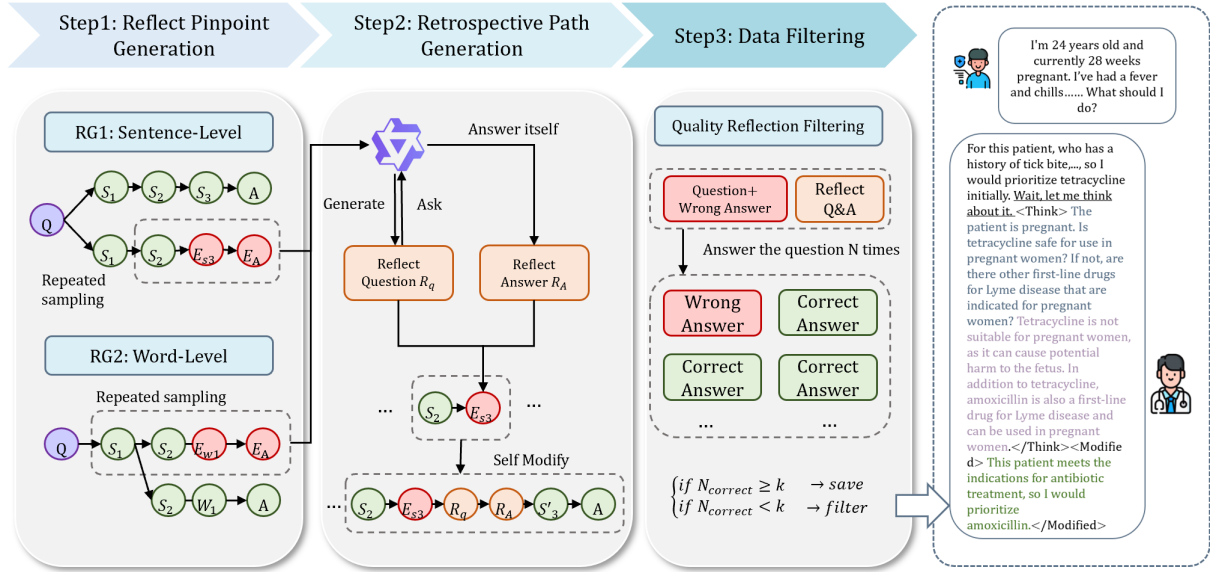


Figure 2: Data Construction Framework

specifically from real medical entrance exam questions. We used Qwen2.5-32B-Instruct to complete the entire data construction process.

### Reflect Pinpoint Generation

To better control the diversity of generated pinpoints, we designed multiple reflective pinpoint generation pathways (RG), including reflective processes functioning at two different levels of detail. Figure 3 shows examples of two different levels.

**RG1: Sentence Level** This approach mainly concentrates on the overall rewriting of reasoning sentences generated by LLM. We use this method to construct the data of the multi-choice MedMCQA dataset. Specifically, we perform repeated sampling by prompting the LLM to respond to the original question  $Q$  multiple times, providing a new answer that includes its reasoning process. For each sampled response, we identify the multi-choice decision statement and compare it with the ground-truth. If the new decision answer  $A'$  is incorrect, we locate the sentence in the answer that described the wrong option as a reflection pinpoint  $E_{si}$ .

**RG2: Word Level** This approach focuses on medical texts rich in entities. We used this method to construct the data of the consultation dataset ChatDoctor. We extract entity  $W_i$  from medical consultation reasoning sentence  $S_i$  and mask it with its corresponding entity type, such as diseases, etiology, and treatment. The LLM is prompted to predict and fill in the masked entity multiple times. If an attempt by the LLM is assessed as incorrect and such errors occur frequently, the sentence containing this entity serves as our reflection pinpoint  $E_{wi}$ . In contrast, responses that are assessed as correct will not be treated as such pinpoints. At this level of detail,

a single physician’s response can produce one to three pinpoints for reflection.

### Retrospective Path Generation

**Reflect QA Generation** To create reflection questions  $R_q$  and their matching answers  $R_a$ , we provide LLM with its original answer and emphasize that its answer was wrong. Through targeted prompting, we guide LLM to formulate a focused reflective question  $R_q$ . The goal of this question is to help LLM identify the key knowledge components needed to develop a better solution.

Afterward, the LLM is then instructed to answer the reflection question using only its own knowledge, without referring to the original question or adding extra details. The purpose of this method is to engage and utilize LLM’s internal knowledge, promoting thorough self-awareness and reflection.

**Modification Based on Reflection** Using  $Q$ ,  $R_q$  and  $R_a$  as input, we guide the LLM to generate the modified statement  $M$ .

- For RG1, LLM regenerates sentences  $S'_i$  to replace original sentences with expression flaws, performing adaptive optimization to resolve any contextual coherence issues caused by the new sentences.
- For RG2, LLM tries to use the new response word  $W'_i$  to substitute inaccurate vocabulary.

These modified parts will be inspected in the next step to ensure they are qualified.

### Data Filtering

To guarantee the precision of the reflect data, both datasets were preprocessed prior to constructing the reflect pinpoint, including discarding samples with short reasoning paths and removing content irrelevant to medical question-answering.

	Sentence-Level(MedMCQA)	Word-Level(ChatDoctor)
Question	A 60 yr old chronic smoker presents with painless gross hematuria of 1 day duration. Which is the investigation .....? A: USG, B: X-ray KUB, C: Urine routine, D: Urine microscopy for malignant cytology cells	I'm experiencing a throbbing ache and severe fatigue behind my right knee, ..... Any ideas what might be causing this?
Truth	Urine microscopy for malignant cytology. Painless haematuria is by far the most common symptom of bladder cancer and should be regarded as indicative of a bladder carcinoma until proven otherwise. My answer is <b>OptionD</b> .	Throbbing knee pain can be caused by several issues, such as a meniscus tear from a sudden twist, a ligament injury or sprain from overextension, a muscle strain, or arthritis. .... To determine the exact cause, you should get MRI and consult an professional.
Generate Details (👉: pinpoint we insert)	<b>LLM Re-Answer:</b> We need to consider the most appropriate and comprehensive diagnostic tool. Ultrasonography (USG) can provide an overview of the urinary system, including the kidneys, bladder, and ureters. My answer is <b>OptionA</b> . <b>Compare and Find Pinpoint:</b> We need to consider the most appropriate and comprehensive diagnostic tool. <b>Ultrasonography (USG) can provide an overview of the urinary system, including the kidneys, bladder, and ureters.</b> 👉 .....	<b>Mask Medical Entities :</b> Throbbing knee pain can be caused by several issues, such as a ligament tear from <b>[etiology]</b> ..... To determine the exact cause, you should get <b>[medical examination and testing]</b> and consult an professional. <b>Retry and Find Pinpoint:</b> Throbbing knee pain can be caused by several issues, such as a ligament tear from a <b>[meniscus injury]</b> 👉 ..... To determine the exact cause, you should get <b>[MRI scan]</b> and consult an professional.

Figure 3: Examples of Pinpoint Generation

Following the generation of reflections, a secondary quality assessment was conducted. This process entailed inputting the reflection questions and corresponding answers, together with the model’s initial response, back into the model to generate a revised answer.

- For RG1, we consider the model’s final selection of multiple-choice question as the evaluation metric. A response is considered correct if the model answers the question correctly following reflection.
- For RG2, the model is guided to revise erroneous vocabulary in its initial response after incorporating reflection information. A revision is considered correct if the model successfully fixes the error before reflection.

To evaluate the effectiveness of each reflection instance, we repeat the corresponding evaluation process 10 times. We retain a reflection instance if the model successfully answers in at least 6 out of these 10 trials. Reflection instances failing to meet this threshold are filtered out by us.

Ultimately, we constructed a dataset comprising 36,413 medical consultation records and 21,107 multiple-choice questions.

## Training

Finally, we train the reflective medical LLM through supervised fine-tuning. Given a dataset  $\mathcal{D}_{\text{med}} = \{(\mathbf{x}, \mathbf{y}) \mid j = 1, 2, \dots, N\}$ , the loss function for the reflect model  $\pi_{\theta}$  is defined as:

$$\mathcal{L}_{\text{SFT}}(\theta) = -\mathbb{E}_{(x, y) \sim \mathcal{D}} \left[ \sum_{t=1}^T \log \pi_{\theta}(y_t \mid x, y_{<t}) \right]$$

To facilitate dynamic reflection and correction throughout the generation process, we introduce four special tokens:  $\langle \text{Think} \rangle, \langle / \text{Think} \rangle, \langle \text{Modified} \rangle, \langle / \text{Modified} \rangle$ . To make sure LLM inherently understands and reacts to the semantic roles of these tokens, we extend the LLM’s vocabulary with these markers. Using this method, we train a reflective model that can simultaneously produce answers and perform self-reflection when addressing medical questions.

## Experiments

### Experimental Setups

**BaseModel** We fine-tuned the Qwen2.5-7B-Instruct model using 1,000 consultation data and 1,000 multiple-choice data. The experiments were carried out on 4 NVIDIA A800 GPUs. We fine-tuned for 3 epochs with  $lr = 1e - 4$ . Additionally, we applied Low-Rank Adaptation (LoRA) (Shen et al. 2022) with  $\alpha = 8$  to fine-tune the LLM.

**Benchmark** We evaluate on standard medical benchmarks: MedQA(USMLE test set) (Jin et al. 2021), MedMCQA(validation set), and PubMedQA(test set) (Jin et al. 2019). To thoroughly assess the model’s abilities, we also included medical sections from multi-domain evaluation frameworks, specifically the Health and Biology topics in MMLU-Pro (Wang et al. 2024), as well as the Genetics and Molecular Biology areas in GPQA (Rein et al. 2024). Due to the limited number of GPQA questions, we ran this evaluation 5 times and averaged the results.

### Empirical Results and Findings

We conducted a comprehensive evaluation of open-source large language models (LLMs) across diverse medical

Model	MedQA	MedMCQA	PubMedQA	MMLU-Pro		GPQA	
				Health	Biology	Genetics	Molecular Biology
<=8B Language Models							
BioMistral-7B	45.0	40.2	66.9	27.4	49.2	28.6	38.5
UltraMedical-8B	71.1	58.3	77.4	55.1	66.7	41.2	48.4
Qwen2.5-7B-Instruct	57.0	55.6	72.7	50.6	70.2	36.2	49.7
HuatuoGPT-o1-8B	72.6	60.4	79.2	58.7	68.2	48.8	59.7
MedReflect-7B	<b>74.2</b>	<b>77.1</b>	<b>85.2</b>	<b>71.7</b>	<b>79.2</b>	<b>61.1</b>	<b>72.9</b>
> 8B Language Models							
Deepseek-r1	90.1	78.8	77.2	79.2	90.8	65.0	75.3
Gemini2.5-Flash	92.0	79.7	76.2	–	98.6	–	–
Gemini2.5-Pro	92.6	71.1	75.8	–	98.6	–	–
GPT-4o	86.5	76.1	78.4	–	98.4	–	–
GPT-o3	<u>93.3</u>	<u>83.3</u>	80.0	–	<u>98.6</u>	–	–
UltraMedical-70B	82.2	71.8	78.4	64.8	71.1	33.8	62.9
OpenBioLLM-70B	78.3	74.0	79.0	–	<b>93.8</b>	–	–
Qwen2.5-72B-Instruct	72.7	66.2	71.7	65.3	78.8	41.2	56.8
QwQ-32B-Preview	72.3	65.6	73.7	62.0	78.1	37.5	64.5
HuatuoGPT-o1-70B	83.3	73.6	80.6	71.0	82.8	56.2	66.5
MedReflect-32B	<b>84.4</b>	<b>80.1</b>	<b>86.5</b>	<b>82.6</b>	90.8	<b>65.0</b>	<b>75.3</b>

Table 1: Model performance on biomedical QA benchmarks.

benchmarks, with detailed results presented in Table 1. To enable comparisons with larger-scale models, we further fine-tuned a reflection-augmented model based on Qwen2.5-32B-Instruct. The experimental findings indicate that MedReflect outperforms existing state-of-the-art (SOTA) open-source models of equivalent scale across all evaluated benchmarks.

**MedReflect Demonstrates Robust Performance, Excelling on Complex Tasks** MedReflect-7B achieves improvements on MedQA and PubMedQA. It exhibits superior performance on newer, more challenging benchmarks such as MMLU and GPQA, outperforming them by an average of 10%. Complex tasks like MMLU and GPQA require intensive reasoning. The reflection mechanism provides crucial guidance and correction on these complex tasks. On simpler tasks such as MedQA, where the base model is already proficient, improvements are more modest.

**Large-Scale Model Improves through Reflection** MedReflect-32B demonstrates outstanding performance, surpassing both specialized medical models and general reasoning models with up to 70B parameters. Moreover, across a range of benchmarks, MedReflect-32B delivers results that are either comparable to or nearly on par with leading proprietary commercial models, including GPT-4 (Achiam et al. 2023), Gemini 1.5 (Team et al. 2024), and DeepSeek-R1 671B (Guo et al. 2025). This combination of outperforming large open models and closing the gap with top proprietary systems highlights the robustness of the MedReflect.

**The Value of Reflection** These advancements stem from reflection chain. Notably, MedReflect achieves remarkable

results with minimal data and simple supervised fine-tuning, without relying on complex training procedures or specialized reasoning techniques. This explicitly demonstrates that the reflection process plays an important role in enhancing the performance of medical question-answering systems.

### Ablation Study

We performed an ablation study on the 7B model to examine how reflection mechanisms and training approaches affect performance. The results, presented in Table 2, provide the following insights:

**Reflection is Effective** We evaluated reflection’s effectiveness by comparing fine-tuning with original data(**SFT w/ Original Data**) and correction data for direct retries(**SFT w/o Reflect**). The findings indicate that MedReflect outperforms the others across multiple benchmarks. This improvement stems from simulating clinical reasoning processes. While direct-retry correction surpasses training on original data, the gains from reflection are substantially greater. This confirms that reflection enhances LLM performance primarily by enabling models to adopt the diagnostic perspective characteristic of medical practitioners.

**Reflective Question and Answer are Vital** We evaluate the functional components of reflection chains by comparing three training methods: (1) Fine-tuning with question-only reflection chains (**SFT w/o Reflect Answer**), (2) Fine-tuning with answer-only reflection chains (**SFT w/o Reflect Question**), and (3) Full reflection chains (MedReflect).

The results show that the performance of the partial chain is lower than that of the full chain, yet it still surpasses direct retry(**SFT w/o Reflect**). The reflect question explicitly incor-

Model	MedQA	PubMedQA	MMLU-Pro		GPQA	
			Health	Biology	Genetics	Molecular Biology
Baseline LLMs						
Qwen2.5-7B-Instruct	57.0	72.7	50.6	70.2	36.2	49.7
Fine-Tuned Baseline						
SFT w/ Original Data	64.5	80.2	57.8	68.6	38.8	48.8
Effectiveness of Reflection						
SFT w/o Reflect	65.2	83.2	56.0	72.8	48.8	54.6
SFT w/o Reflect Question	66.6	83.2	63.2	76.1	50.0	71.7
SFT w/o Reflect Answer	69.0	84.0	60.0	74.3	54.0	70.0
MedReflect-7B	74.2	85.2	71.7	79.2	61.1	72.9

Table 2: Performance comparison across biomedical QA datasets using various SFT strategies.

porates guidance for model reflection and correction. The reflect answer implicitly reinforces this guidance through its declarative tone. Consequently, even in the partial chain where components are not fully developed, the presence of both elements still facilitates model revision. The full chain yields the best results, underscoring the crucial role of self-questioning and self-answering for effective correction.

**Reflection Outperforms Knowledge Injection** To identify whether performance gains stemmed primarily from knowledge injection or the reflection mechanism, we compared the base model, SFT w/ Original Data, and MedReflect. The results demonstrate that the reflection mechanism significantly outperforms SFT w/ Original Data, achieving major improvements on highly complex tasks where the base model performs poorly. While standard supervised fine-tuning offered only minor gains on these challenging tasks, reflection delivered substantial absolute improvements. Reflection also provided significantly greater benefits than original data SFT on basic simpler medical tasks.

## Quality Analysis

### Analysis of the Efficiency Boundary for Reflection Data

We trained reflection models on datasets of varying sizes and found that increasing the volume of reflection data does not always enhance performance. Figure 4 shows the results. The optimal results were achieved with 2,000 samples(1000 consulting and 1000 multi-choice); performance declined when the dataset was expanded to 3,000(1500 consulting and 1500 multi-choice) samples, and a significant drop was observed when using a large mixed dataset containing 56,000 samples(36000 consulting and 20000 multi-choice). This is because extremely large datasets cause the model to overfit to structural patterns in the training data. Models trained on the entire dataset rigidly adhere to reflection logic, which limits their innate capabilities and ultimately leads to an overall decline in performance.

We compared the model performance under two data configurations: one with 800 consultation questions plus 800

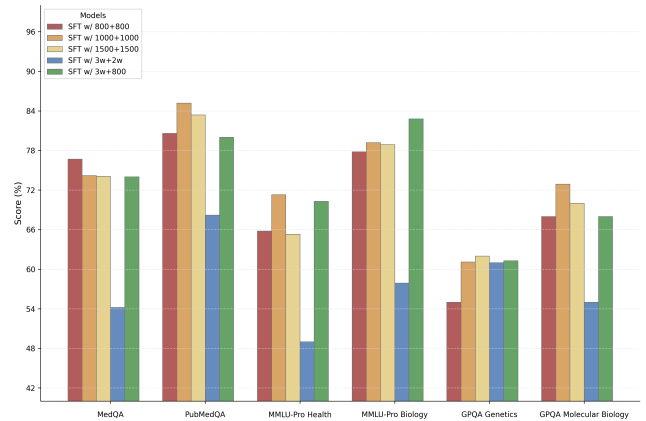


Figure 4: Index comparison using various data combination

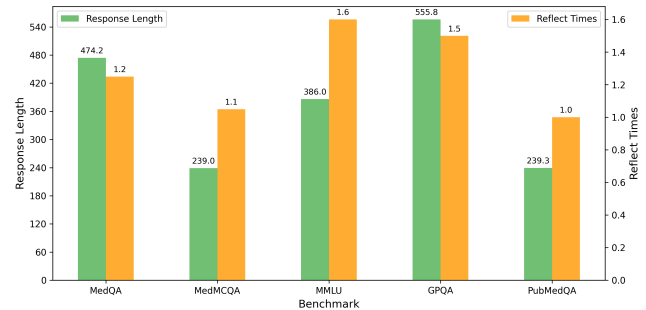


Figure 5: Performance comparison across different benchmarks

multiple-choice questions, and the other with 30,000 consultation questions plus 800 multiple-choice questions. The results show that increasing the amount of consulting question data, while holding the number of multiple-choice ques-



<p>Q: A 39-year-old female emergency patient presented with fever, chills, left lower abdominal pain..... Laboratory tests showed low platelets, low fibrinogen and high D-dimer. ....most likely blood culture is:  A: Coagulase-positive B: Encapsulated C: Spore-forming D: Lactose-fermenting E: Gamma-hemolytic</p>	
<p>MedReflect-32B</p> <p>D.</p> <p><b>1.Analyze background information</b></p> <p>The patient presents.....Given the clinical context and laboratory findings, the most likely pathogen causing this severe infection with sepsis and DIC is a Gram-negative bacterium, particularly one associated with pelvic infections. ....</p> <p><b>2.First decision making[Wrong]</b></p> <p>Therefore, the most appropriate answer is: <b>Option B</b>.....</p> <p><b>3.Self-reflect</b></p> <p>Wait, let me think about it.&lt;Think&gt; Which type of bacteria, based on its characteristics and typical growth medium, is more likely to be associated with severe systemic infections and sepsis in the context of a patient presenting with fever, chills, and evidence of pelvic inflammatory disease?.....&lt;/Think&gt;</p> <p><b>4.Modify and final decision making[True]</b></p> <p>&lt;Modified&gt;Option D: Lactose-fermenting, gram-negative rods forming pink colonies on MacConkey agar&lt;/Modified&gt;Therefore, my answer is: option D</p>	<p>HuatuoGPT-o1-70B</p> <p>A.</p> <p><b>1.Analyze background information</b></p> <p>We've got a 39-year-old woman .....</p> <p><b>2.Deep Reasoning and Analyzing</b></p> <p>.....that's pointing towards some sort of clotting issue, like disseminated intravascular coagulation, or DIC. And the high D-dimer supports that too, since it indicates clotting activity. They did some kind of test with phenol on her blood, and they found this compound with a phosphorylated N-acetylglucosamine dimer and 6 fatty acids. Wait a minute, that sounds like lipoteichoic acid, which is part of the cell wall of gram-positive bacteria. So, if we're thinking about gram-positive bacteria, .....That's often linked to Staphylococcus aureus, which is a gram-positive cocci that's coagulase-positive.</p> <p><b>3.Decision Making</b></p> <p>Let's check the options. Option A mentions coagulase-positive, gram-positive cocci that grow on methicillin-containing agar. That's MRSA, which is a type of Staphylococcus aureus. This fits well with our findings so far. Therefore, my answer is A.</p>

Figure 6: An example of the response of MedReflect and HuatuoGPT-o1

tions fixed, did not significantly impair model performance. Actually, it gains improvement on some evaluation datasets. This indicates that fine-grained reflective data plays a more critical role than sentence-level reflective data in boosting model performance, facilitating a more detailed learning of reflective thinking processes by the model.

**Reflection Frequency Aligns with Task Difficulty** Our extended analysis across four medical QA datasets reveals a clear correlation between task difficulty and the frequency of reflective behaviors in LLMs, as shown in Figure 5.

- High-difficulty tasks (GPQA and MMLU) exhibit the most frequent reflections. They often involve intricate calculations and multi-step reasoning, requiring the integration of diverse knowledge domains and the evaluation of multiple potential solutions before reaching a conclusion.
- MedQA, focused on complex clinical decision-making, necessitates careful analysis and exhibits intermediate reflection rates with the longest queries, whereas knowledge-based tasks like PubMedQA, requiring simple factual recall, demand minimal reflection despite comparable query lengths.

This pattern confirms that reflection intensity scales with problem-solving demands: LLMs intrinsically engage deeper reflective processes when confronting clinically nuanced or knowledge-intensive challenges.

**Case Study** As shown in Figure 6, we conducted a specific analysis of the performance of MedReflect-32B and HuatuoGPT-o1-70B, using septicemia pathogen identification as a representative clinical scenario. Their performance reveals that both models initially exhibit diagnostic errors when confronted with complex clinical evidence. However, a critical divergence emerges in their subsequent reasoning pathways:

- HuatuoGPT-o1 attempts to trigger deep reflection processes through key entities. However, it fails to demonstrate self-correction capabilities and maintains unwavering confidence in its initial outputs.

- MedReflect employs its inherent self-reflect mechanism by questioning the mismatch between observed cocobacillary features and their typical diplococcal structure. It further analyzes clinical epidemiological data to refine the original diagnostic hypotheses.

This structured self-reflection drives iterative evidence retrieval from knowledge bases and dynamic adjustment of diagnostic weightings, enabling MedReflect to autonomously correct errors and achieve accurate diagnosis.

## Conclusion and Future Work

In this study, we propose MedReflect, a framework designed to enable LLMs to autonomously perform reflection and revision during medical tasks. By leveraging a lightweight LLM to construct a low-cost, diverse reflection training dataset, we trained models to acquire physician-like reflective thinking characterized. This training paradigm itself exhibits conspicuous cost-effectiveness. Notably, fine-grained reflection design proves crucial for fully activating the model's reflective capabilities. Finally, we demonstrate that MedReflect significantly enhances model performance across multiple medical QA benchmarks, robustly validating the efficacy of the reflection mechanism in improving LLM accuracy in medical tasks.

Nevertheless, the MedReflect framework exhibits limitations: its current implementation is primarily developed on the Qwen2.5 base model. It is imperative to verify its effectiveness across base models with diverse architectures and scales. Thus, a critical direction for future work is the systematic evaluation of MedReflect's performance on varied base models, which is essential to ascertain its potential as a generalizable medical reflection-enhancement strategy.

## References

- Achiam, J.; Adler, S.; Agarwal, S.; Ahmad, L.; Akkaya, I.; Aleman, F. L.; Almeida, D.; Altenschmidt, J.; Altman, S.; Anadkat, S.; et al. 2023. Gpt-4 technical report. *arXiv preprint arXiv:2303.08774*.
- Chen, J.; Cai, Z.; Ji, K.; Wang, X.; Liu, W.; Wang, R.; Hou, J.; and Wang, B. 2024. Huatuoogpt-o1, towards medical complex reasoning with llms. *arXiv preprint arXiv:2412.18925*.
- Chen, J.; Wang, X.; Ji, K.; Gao, A.; Jiang, F.; Chen, S.; Zhang, H.; Song, D.; Xie, W.; Kong, C.; et al. 2023. Huatuoogpt-ii, one-stage training for medical adaption of llms. *arXiv preprint arXiv:2311.09774*.
- Dou, C.; Zhang, Y.; Chen, Y.; Jin, Z.; Jiao, W.; Zhao, H.; and Huang, Y. 2024. Detection, Diagnosis, and Explanation: A Benchmark for Chinese Medial Hallucination Evaluation. In Calzolari, N.; Kan, M.-Y.; Hoste, V.; Lenci, A.; Sakti, S.; and Xue, N., eds., *Proceedings of the 2024 Joint International Conference on Computational Linguistics, Language Resources and Evaluation (LREC-COLING 2024)*, 4784–4794. Torino, Italia: ELRA and ICCL.
- Gandhi, K.; Lee, D.; Grand, G.; Liu, M.; Cheng, W.; Sharma, A.; and Goodman, N. D. 2024. Stream of Search (SoS): Learning to Search in Language. *CoRR*.
- Guo, D.; Yang, D.; Zhang, H.; Song, J.; Zhang, R.; Xu, R.; Zhu, Q.; Ma, S.; Wang, P.; Bi, X.; et al. 2025. Deepseek-r1: Incentivizing reasoning capability in llms via reinforcement learning. *arXiv preprint arXiv:2501.12948*.
- Jiang, A. Q.; Sablayrolles, A.; Mensch, A.; Bamford, C.; Chaplot, D. S.; de las Casas, D.; Bressand, F.; Lengyel, G.; Lample, G.; Saulnier, L.; Lavaud, L. R.; Lachaux, M.-A.; Stock, P.; Scao, T. L.; Lavril, T.; Wang, T.; Lacroix, T.; and Sayed, W. E. 2023. Mistral 7B. *arXiv:2310.06825*.
- Jin, D.; Pan, E.; Oufattole, N.; Weng, W.-H.; Fang, H.; and Szolovits, P. 2021. What disease does this patient have? a large-scale open domain question answering dataset from medical exams. *Applied Sciences*, 11(14): 6421.
- Jin, Q.; Dhingra, B.; Liu, Z.; Cohen, W. W.; and Lu, X. 2019. Pubmedqa: A dataset for biomedical research question answering. *arXiv preprint arXiv:1909.06146*.
- Kwon, T.; Ong, K. T.-i.; Kang, D.; Moon, S.; Lee, J. R.; Hwang, D.; Sohn, B.; Sim, Y.; Lee, D.; and Yeo, J. 2024. Large language models are clinical reasoners: Reasoning-aware diagnosis framework with prompt-generated rationales. In *Proceedings of the AAAI conference on artificial intelligence*, volume 38, 18417–18425.
- Labrak, Y.; Bazoge, A.; Morin, E.; Gourraud, P.-A.; Rouvier, M.; and Dufour, R. 2024. Biomistral: A collection of open-source pretrained large language models for medical domains. *arXiv preprint arXiv:2402.10373*.
- Li, Y.; Li, Z.; Zhang, K.; Dan, R.; Jiang, S.; and Zhang, Y. 2023. ChatDoctor: A Medical Chat Model Fine-Tuned on a Large Language Model Meta-AI (LLaMA) Using Medical Domain Knowledge. *arXiv:2303.14070*.
- Lin, C.; and Kuo, C.-F. 2025. Roles and Potential of Large Language Models in Healthcare: A Comprehensive Review. *Biomedical Journal*, 100868.
- Lu, Y.; Fu, G.; Wu, W.; Zhao, X.; Goi, S. Y.; and Wang, J. 2025. DoctorRAG: Medical RAG Fusing Knowledge with Patient Analogy through Textual Gradients. *arXiv:2505.19538*.
- Pal, A.; Umapathi, L. K.; and Sankarasubbu, M. 2022. Medmcqa: A large-scale multi-subject multi-choice dataset for medical domain question answering. In *Conference on health, inference, and learning*, 248–260. PMLR.
- Qin, T.; Alvarez-Melis, D.; Jelassi, S.; and Malach, E. 2025. To backtrack or not to backtrack: When sequential search limits model reasoning. *arXiv preprint arXiv:2504.07052*.
- Qu, Y.; Zhang, T.; Garg, N.; and Kumar, A. 2024. Recursive introspection: Teaching language model agents how to self-improve. *Advances in Neural Information Processing Systems*, 37: 55249–55285.
- Rein, D.; Hou, B. L.; Stickland, A. C.; Petty, J.; Pang, R. Y.; Dirani, J.; Michael, J.; and Bowman, S. R. 2024. Gpqa: A graduate-level google-proof q&a benchmark. In *First Conference on Language Modeling*.
- Shen, Y.; Wallis, P.; Allen-Zhu, Z.; Li, Y.; Wang, S.; et al. 2022. Lora: Low-rank adaptation of large language models.
- Team, G.; Georgiev, P.; Lei, V. I.; Burnell, R.; Bai, L.; Gulati, A.; Tanzer, G.; Vincent, D.; Pan, Z.; Wang, S.; et al. 2024. Gemini 1.5: Unlocking multimodal understanding across millions of tokens of context. *arXiv preprint arXiv:2403.05530*.
- Team, G.; Kamath, A.; Ferret, J.; Pathak, S.; Vieillard, N.; Merhej, R.; Perrin, S.; Matejovicova, T.; Ramé, A.; Rivière, M.; et al. 2025. Gemma 3 technical report. *arXiv preprint arXiv:2503.19786*.
- Vladika, J.; Schneider, P.; and Matthes, F. 2024. MedREQAL: Examining medical knowledge recall of large language models via question answering. *arXiv preprint arXiv:2406.05845*.
- Wang, Y.; Ma, X.; Zhang, G.; Ni, Y.; Chandra, A.; Guo, S.; Ren, W.; Arulraj, A.; He, X.; Jiang, Z.; et al. 2024. Mmlu-pro: A more robust and challenging multi-task language understanding benchmark. *Advances in Neural Information Processing Systems*, 37: 95266–95290.
- Wu, J.; Zhu, J.; Qi, Y.; Chen, J.; Xu, M.; Menolascina, F.; and Grau, V. 2024. Medical Graph RAG: Towards Safe Medical Large Language Model via Graph Retrieval-Augmented Generation. *arXiv:2408.04187*.
- Xi, Z.; Yang, D.; Huang, J.; Tang, J.; Li, G.; Ding, Y.; He, W.; Hong, B.; Dou, S.; Zhan, W.; et al. 2024. Enhancing LLM Reasoning via Critique Models with Test-Time and Training-Time Supervision. *CoRR*.
- Xu, D.; Chen, Y.; Chai, Z.; Xiao, Y.; Yan, Y.; Ding, W.; Wang, H.; Jin, Z.; Jiao, W.; Yue, W.; et al. 2025. Knowledge fusion in deep learning-based medical vision-language models: A review. *Information Fusion*, 103455.
- Ye, T.; Xu, Z.; Li, Y.; and Allen-Zhu, Z. 2024. Physics of language models: Part 2.2, how to learn from mistakes on grade-school math problems. *arXiv preprint arXiv:2408.16293*.



Zhang, K.; Zeng, S.; Hua, E.; Ding, N.; Chen, Z.-R.; Ma, Z.; Li, H.; Cui, G.; Qi, B.; Zhu, X.; et al. 2024. Ultra-medical: Building specialized generalists in biomedicine. *Advances in Neural Information Processing Systems*, 37: 26045–26081.