

MonitorVLM: A Vision–Language Framework for Safety Violation Detection in Mining Operations

Jiang Wu#, Sichao Wu#, Yinsong Ma, Guangyuan Yu, Haoyuan Xu, Lifang Zheng, Jingliang Duan*

Abstract—Industrial accidents, particularly in high-risk domains such as surface and underground mining, are frequently caused by unsafe worker behaviors. Traditional manual inspection remains labor-intensive, error-prone, and insufficient for large-scale, dynamic environments, highlighting the urgent need for intelligent and automated safety monitoring. In this paper, we present MonitorVLM, a novel vision–language framework designed to detect safety violations directly from surveillance video streams. MonitorVLM introduces three key innovations: (1) a domain-specific violation dataset comprising 9,000 vision–question–answer (VQA) samples across 40 high-frequency mining regulations, enriched with augmentation and auxiliary detection cues; (2) a clause filter (CF) module that dynamically selects the Top- K most relevant clauses, reducing inference latency by 13.56% while maintaining accuracy; and (3) a behavior magnifier (BM) module that enhances worker regions to improve fine-grained action recognition, yielding additional gains of 3.45% in precision and 8.62% in recall. Experimental results demonstrate that MonitorVLM significantly outperforms baseline vision–language models, achieving improvements of 22.01% in precision, 34.22% in recall, and 28.37% in F1 score over the 72B unfine-tuned baseline. A lightweight web-based interface further integrates MonitorVLM into practical workflows, enabling automatic violation reporting with video timestamping. This study highlights the potential of multimodal large models to enhance occupational safety monitoring in mining and beyond.

Index Terms—Industrial safety monitoring, Vision-language model, Mining operations, Violation detection

I. INTRODUCTION

The vast majority of industrial accidents, including those occurring in mining and construction, originate from unsafe worker behaviors, which highlights the urgent need for continuous monitoring and timely early-warning systems [1]. In practice, safety management on industrial sites still depends heavily on manual inspections conducted by human supervisors. Such inspections are not only labor-intensive and time-consuming, but also prone to human error, inconsistency, and omissions when faced with the scale and complexity of modern worksites [2]. As industrial projects grow larger and more dynamic, these limitations make purely manual inspection increasingly inadequate for ensuring effective and reliable safety oversight.

Given the limitations of manual inspection, researchers have increasingly explored automated approaches for safety violation detection. Existing methods can be broadly categorized into three groups: (1) object-detection models, which rely on bounding-box localization to identify unsafe objects or worker postures; (2) zero-shot semantic models, which embed images and textual prompts into a shared space to match visual content with safety clauses; and (3) vision–language models (VLMs), which jointly process multimodal inputs to generate natural-language violation descriptions aligned with regulations.

Early automated safety monitoring efforts largely adapted object-detection networks to industrial scenarios, with a primary emphasis on personal protective equipment (PPE) detection. Fang et al. [3] trained Faster R-CNN to locate workers’ heads and classify them as “hard-hat” or “no-hard-hat”, enabling automated helmet compliance checks. Building on this idea, Imam et al. [4] extracted human keypoints to compute joint angles and incorporated relative body size (normalized by bounding-box height) as an auxiliary feature. These signals were then integrated into the YOLO-Pose family (v8–v11, YOLO-World, and RT-DETR) for end-to-end training, allowing real-time identification of hazardous worker postures. Similarly, Vukicevic et al. [5] employed the open-source HigherHRNet [6] to precisely localize five body regions, including head, eyes, hands, torso, and feet, and combined this with MobileNetV2 to verify whether each of 18 custom safety items was worn in the correct location. Although these methods deliver high accuracy in PPE violation detection, their scope remains narrow: object detectors cannot capture contextual violations, reason about sequential actions, or interpret the deeper semantics of complex site conditions [7].

The advent of zero-shot semantic models [8] introduced a new paradigm for industrial safety inspection, enabling images and text to be embedded in a shared feature space so that regulatory clauses could be matched directly with visual content. By operating at the semantic level, CLIP [9] substantially improves both the flexibility and interpretability of violation detection. Gil [10] demonstrated this capability by providing only two prompts, “compliant/violation,” allowing CLIP to score entire images without additional training or explicit annotations of PPE locations, and thus identify images containing potential hazards. Building on this idea, Hsiao et al. [11] prefix-tuned CLIP on mining-specific image–text pairs and then fed the aligned features into a lightweight captioning module that generated natural-language descriptions with keywords such as “no helmet” or “materials piled dangerously.” These captions enabled zero-shot hazard recognition and automatic incident reporting in text form. More recently, Tsai et

These authors contributed equally. All correspondences should be sent to J. Duan with email: duanj1@ustb.edu.cn.

J. Wu, S. Wu, G. Yu, H. Xu, L. Zheng and J. Duan are with the School of Mechanical Engineering, University of Science and Technology Beijing, China, 100083. Email: wujiang0826@xs.ustb.edu.cn, wsc@xs.ustb.edu.cn, M202410461@xs.ustb.edu.cn, xhy@xs.ustb.edu.cn, zhenglifang@ustb.edu.cn, duanj1@ustb.edu.cn.

Y. Ma is with the Laboratory for Computational Sensing and Robotics, Johns Hopkins University, Baltimore, MD, USA, 21218. Email: yma71@jhu.edu.

al. [12] froze the CLIP backbone and introduced two small prefix vectors to better align its embeddings with industrial safety semantics. A decoder was then used to transform the frozen image features into pixel-level captions; by scanning these captions for violation-related keywords and projecting their attention heatmaps back into the image space, the system could pinpoint the exact pixels corresponding to infractions. Despite these advances, the ability of CLIP-based methods to handle complex multimodal inputs remains limited: their similarity scores become unstable with moderately complex prompts, and, because they treat each frame independently, they fail to exploit temporal cues or capture sequential worker actions.

The recent development of large-scale vision–language models (VLMs), such as GPT-4o [13], Claude [14], and Qwen2.5-VL [15], has further advanced cross-modal reasoning for safety inspection tasks. Adil et al. [16] applied prompt engineering to industry-hazard images using GPT-4o and Gemini-1.5-Pro; without any task-specific training, the models generated natural-language alerts, such as “missing toe board on scaffold”, that aligned strictly with on-site regulations, illustrating strong cross-site transferability. Chaudhary et al. [17] systematically evaluated five state-of-the-art VLMs (Claude-3 Opus, GPT-4.5, GPT-4o, GPT-o3, and Gemini 2.0 Pro) on 1,150 real-world hazard images under zero-shot, few-shot, and chain-of-thought prompting, showing that CoT consistently improved precision across all models. Beyond zero-shot use, fine-tuning on domain-specific datasets [18] has been shown to further enhance anomaly detection in industrial contexts. For example, Chen et al. [19] applied parameter-efficient LoRA fine-tuning to Qwen2-VL-7B on 1,139 images spanning 31 hazard categories, raising zero-shot precision from 0.495 to 0.856. Despite these advances, current safety-oriented VLMs remain limited when deployed on video streams: they struggle to capture the temporal order of workers’ safety-critical actions and face challenges in efficiently mapping a wide range of regulatory clauses to diverse on-site behaviors.

To address these challenges, we propose MonitorVLM, a novel vision–language framework for industrial violation detection, with experiments conducted on surface and underground mining operations. By rethinking both training and inference, MonitorVLM is able to recognize workers’ dynamic behaviors and map them directly to violated safety clauses. Our main contributions are summarized as follows:

- 1) We construct a vision–question–answer (VQA) dataset covering 40 high-frequency and high-risk mining regulation violations. The dataset contains 3,000 samples, and to enhance diversity and robustness we apply targeted augmentation strategies including horizontal flipping, low-light synthesis, and mask occlusion. In addition, we build an auxiliary dataset using an open-vocabulary detector to provide positional cues and strengthen the VLM’s understanding of mining-related scenarios. All datasets are leveraged in conjunction with parameter-efficient LoRA fine-tuning to further adapt the model to the mining domain. Compared with the original dataset, the combined dataset further boosts the fine-tuned model’s precision by 13.34% and recall by 25.76%.

- 2) To accelerate inference, we design an intelligent clause filter (CF) that selects the Top- K most relevant safety clauses for each video frame. The CF is implemented on top of a dual-path model that encodes both visual features and clause-text embeddings, and outputs relevance scores for dynamic clause filter. This design makes MonitorVLM scalable to scenarios involving a large number of clauses (e.g., hundreds or even thousands). By drastically reducing the prompt length fed to the VLM, the CF achieves a 13.56% reduction in inference time without sacrificing precision and recall.
- 3) We introduce a lightweight open-vocabulary behavior magnifier (BM) built on LLMDet [20] to enhance worker-related regions before they are processed by the VLM. For each selected frame, the detector localizes all workers and enlarges their bounding-box regions multiple times, generating high-resolution crops that are reinserted into the original image. This targeted enhancement enables the model to capture fine-grained human actions more accurately and alleviates the degradation caused by distant viewpoints or low visual quality. Incorporating the BM module improved precision by approximately 3.45% and recall by 8.62% compared with the fine-tuned baseline (MonitorVLM-72B-basic).

Experimental results demonstrate that MonitorVLM can rapidly detect violations in video streams and precisely identify the specific clauses breached by workers. We further implement MonitorVLM as a lightweight web-based interface, allowing users to upload videos and automatically generate timestamped violation reports with a single click. A demonstration of the interface is available at [MonitorVLM](#). The remainder of this paper is organized as follows: Section II introduces the preliminaries, Section III describes the proposed methodology, Section IV reports the experimental results, and Section V concludes the paper.

II. PRELIMINARIES

A. Problem description

On a typical mining site, hundreds of types of violations may occur, each corresponding to a specific regulatory clause. As illustrated in Fig. 1, which presents four violation videos, traditional manual inspection requires experts to review video footage frame by frame, mentally align each scene with the relevant clause, and then classify the violation type. This process is not only inefficient but also prone to omissions [21], [22]. In this study, we focus on 40 high-frequency and high-risk emergency scenarios along with their associated clauses (the complete set of clauses is provided in Appendix A). Our goal is to leverage vision–language models (VLMs) to automatically and accurately map violation videos to the exact regulatory clauses they breach.

B. VLMs and fine-tuning methods

Defined as AI systems that seamlessly integrate computer vision and natural language processing, VLMs provide a unified understanding of both visual and textual modalities [23], [24]. Equipped with strong cross-modal reasoning capabilities,

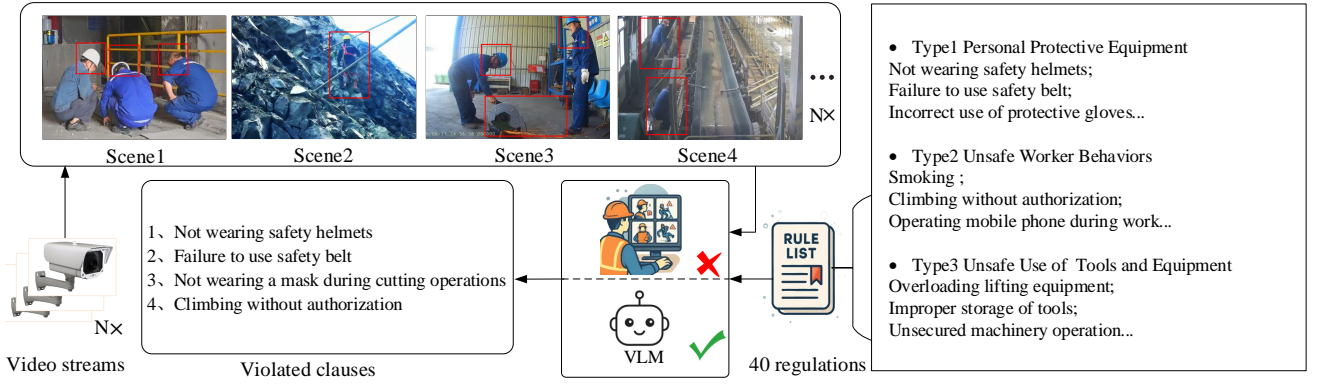


Fig. 1. Illustration of industrial safety inspection tasks. The left panels show representative violation video frames, while the right panel summarizes excerpts from the 40 high-frequency regulations adopted in this study.

VLMs demonstrate preliminary ability to analyze violation videos, assess regulatory clauses, and generate clause-specific explanations.

Although VLMs perform well in general open-domain tasks, their effectiveness in specialized domains is often limited. Domain-specific fine-tuning is therefore indispensable to fully unlock their potential. However, due to their billions of parameters, full fine-tuning is computationally prohibitive. As one of the most widely adopted fine-tuning strategies in recent years, Low-Rank Adaptation (LoRA) has emerged as a parameter-efficient alternative [25]. Given a pre-trained weight matrix $W_0 \in \mathbb{R}^{d \times k}$, LoRA models the weight update as:

$$\Delta W = \frac{\alpha}{r} BA \quad (1)$$

where $A \in \mathbb{R}^{r \times k}$ and $B \in \mathbb{R}^{d \times r}$, with rank $r \ll \min(d, k)$. The forward pass is then given by:

$$h = W_0 x + \frac{\alpha}{r} BAx \quad (2)$$

The key insight is that weight updates during fine-tuning often have low intrinsic rank r , enabling effective adaptation with much smaller parameter sets. This approach reduces trainable parameters to 0.1%-1% of the original model while maintaining performance, making it particularly suitable for adapting large models like VLMs to specialized domains such as safety inspection.

III. METHODOLOGY

This section presents MonitorVLM, a unified framework for automated safety inspections. As illustrated in Fig. 2, the system integrates three modules: a dynamic clause filter (CF) for specific terms screening, a behavior magnifier (BM) for fine-grained visual enhancement, and a LoRA-fine-tuned VLM for safety analysis. By combining filtered regulations with enhanced inputs, MonitorVLM delivers precise violation detection and analytical reports. The following subsections describe the core technologies of MonitorVLM in three parts: dataset construction, model training, and model inference.

A. Dataset Construction

High-quality dataset information is crucial for model fine-tuning [26]. As shown in Fig. 3, each training sample is

organized as a paired “image triplet” and “instruction triplet.” The image triplet consists of three temporally contiguous frames captured at 1s intervals, enabling the model to perceive temporal dynamics and the evolution of violations. The instruction triplet comprises (i) a system prompt that enumerates the 40 violated clauses, (ii) a user prompt requesting a detailed analytical assessment, and (iii) an assistant response that provides step-by-step reasoning followed by a systematic, clause-by-clause violation verdict.

To guarantee the correctness of the dataset content, we adopt a hybrid workflow that fuses automated generation with rigorous expert verification. Initially, the commercial Qwen-VL-Max model is invoked via API to produce comprehensive safety analyses, each accompanied by detailed reasoning chains. These preliminary annotations are then subjected to a meticulous manual review by certified safety experts, who refine every verdict to secure domain fidelity and full alignment with industry standards.

Since the scale of violation video data in the mining industry is often limited, we introduce three image augmentation strategies to enrich the dataset and enhance model robustness: (i) horizontal flipping, which alters the spatial positions of key objects, enabling the model to better capture geometric relationships; (ii) low-light synthesis, which reduces image brightness by 20–50% to realistically simulate the challenging illumination conditions commonly observed in mining sites or early-morning shifts; and (iii) mask occlusion, which randomly hides 10–30% of non-critical image regions, thereby forcing the model to focus on safety-critical areas and improving detection robustness. These comprehensive transformations, illustrated in Fig. 4b, significantly enrich the dataset. In addition, we employ an open-vocabulary detector [20] to identify and localize common key objects in the raw images, such as worker, helmet, and safety belt. As shown in Fig. 4c, the generated bounding boxes are appended as auxiliary supervision prompts, providing the model with spatial priors and further expanding the training dataset.

B. Model Training

1) *LoRA Fine-Tuning*: We select Qwen2.5-VL-Instruct as the backbone and adopt LoRA for efficient domain specialization in industrial applications [25]. LoRA modules are

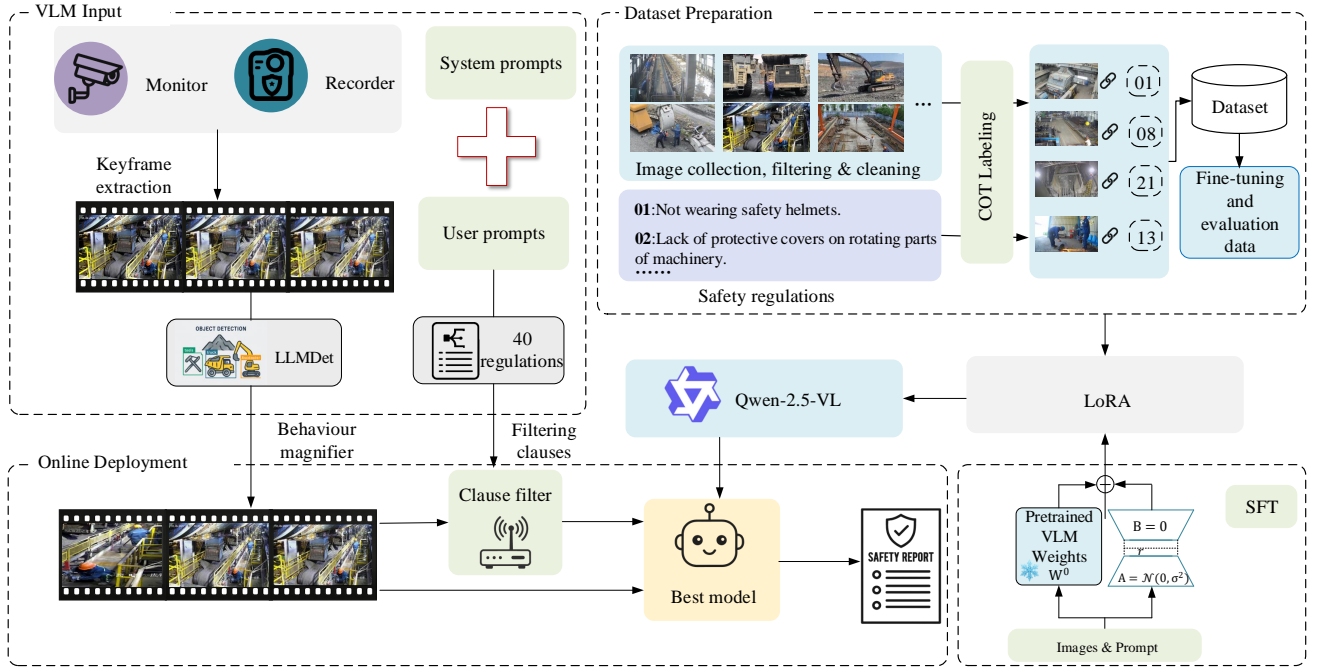


Fig. 2. Overall architecture of the proposed MonitorVLM framework. The system integrates a CF for clause filter, a BM for fine-grained worker action recognition, and a LoRA-fine-tuned VLM for comprehensive violation detection.

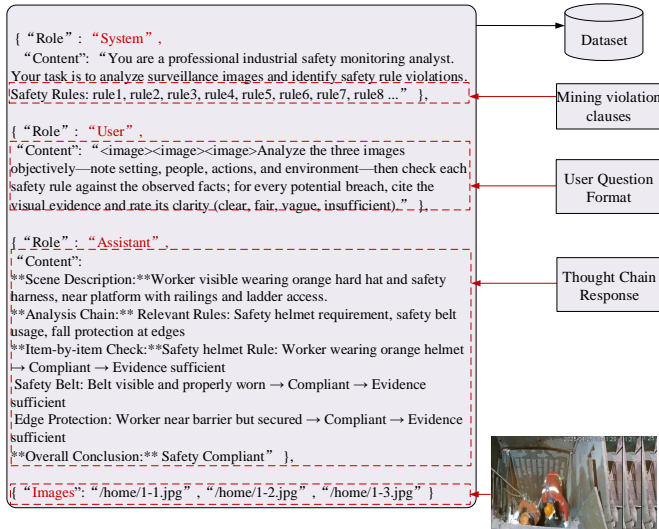


Fig. 3. Structure of the constructed violation dataset. Each training instance consists of an image triplet (three temporally contiguous frames) and an instruction triplet (system prompt, user prompt, and assistant response), supporting systematic violation reasoning.

strategically injected into every linear layer of both the vision encoder and the language decoder, introducing trainable low-rank matrices whereas leaving the pre-trained weights frozen. During training on image-text pairs (I, T) , the standard autoregressive cross-entropy loss is formulated as:

$$\mathcal{L} = - \sum_{i=1}^n \log P(t_i | I, t_{1:i-1}; \theta_0, \theta_{\text{LoRA}}) \quad (3)$$

where I represents the input image, $T = \{t_1, t_2, \dots, t_n\}$ denotes the target text sequence, t_i is the i -th token, $t_{1:i-1}$




Fig. 4. Examples of dataset enrichment strategies: (a) original image, (b) image augmentation (horizontal flipping, low-light synthesis, mask occlusion), and (c) auxiliary bounding-box annotations obtained via open-vocabulary detection.

represents the preceding token history, θ_0 corresponds to the frozen pre-trained parameters, and θ_{LoRA} encompasses the trainable LoRA parameters across all linear layers.

2) *Clause filter*: Processing hundreds of regulatory clauses simultaneously incurs prohibitive computational cost and severe attention dilution. Analogous to the expert-selection mechanism via routers in mixture-of-experts models [27], our CF dynamically selects the most contextually relevant clauses for each mining scene, as illustrated in Fig. 5.

During dataset construction, Qwen-VL-Max is used to compute the relevance between each image-clause pair, assigning binary labels (1 for relevant, 0 for irrelevant) to form the training set. As illustrated in Fig. 6, the CF adopts a dual-

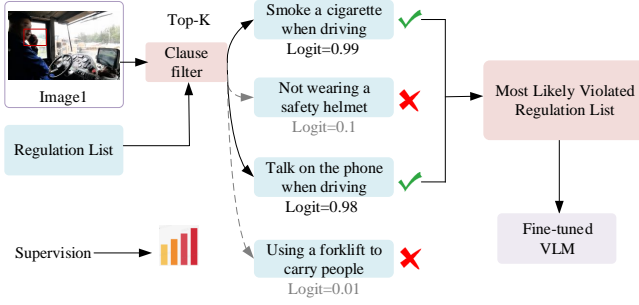


Fig. 5. Illustration of the dynamic CF mechanism. The module predicts relevance scores between input frames and regulatory clauses, selecting the Top- K most probable clauses for violation analysis.

path architecture. A frozen ResNet-50 [28] encodes visual semantics, whereas a frozen BERT [29] encodes textual clause features. The resulting feature vectors are concatenated and passed through a lightweight CF network for fusion, then mapped to 0/1 probabilities by a Sigmoid output layer.

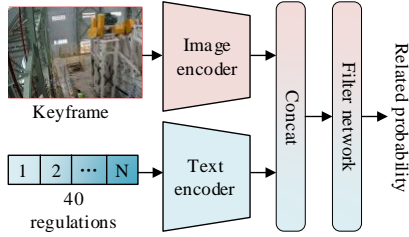


Fig. 6. Dual-path network architecture of the clause filter, combining ResNet-50 visual features and BERT textual embeddings, followed by a lightweight fusion network for relevance prediction.

The overall output probability p_i is formulated as:

$$p_i = \text{Sigmoid}(R_{\text{filter}}(I, r_i)) \quad (4)$$

where I represents the input image, r_i denotes the i -th clause, and R_{filter} is the Filter network. The CF optimization minimizes binary cross-entropy loss with balanced sampling strategies:

$$\mathcal{L}_{\text{filter}} = -[y_i \cdot \log(p_i) + (1 - y_i) \cdot \log(1 - p_i)] \quad (5)$$

where $y_i \in \{0, 1\}$ is the ground-truth label. During the inference phase, we feed all regulations and key frames into CF in parallel, outputting their respective violation probabilities in a single forward pass. This approach enables seamless expansion of the clause repository without requiring any network architecture modifications, endowing the system with high flexibility and continuous evolution capabilities.

C. Model Inference

The varying distance between cameras and workers in industry environments can significantly reduce detection accuracy, particularly for fine-grained safety violation assessment. To address this challenge, we introduce a “behavior magnifier” module for images, which applies targeted visual enhancement techniques (Fig. 7). Specifically, the LLMDet [20] component first performs precise personnel detection with

accurate bounding box localization. Detected human regions are systematically cropped, enlarged by a factor of $2\times$, and enhanced using Real-ESRGAN [30] super-resolution technology before seamless reinsertion into the original frames. Non-critical background areas maintain original resolution to optimize computational efficiency.




Fig. 7. Processing pipeline of the BM. Worker regions are detected by LLMDet, cropped, enlarged, and enhanced via super-resolution before reinsertion into the original frame.

As shown in Fig. 8, the online inference system operates in three streamlined stages. First, the video stream is automatically sampled at 1 fps to obtain clear and consecutive frames, with a BM applied to partially enlarge regions when necessary. Next, parallel processing is performed through a CF to identify the most relevant clauses and regions. Finally, the fine-tuned VLM fuses visual and textual inputs in real time to conduct comprehensive violation analysis and generate structured reports.

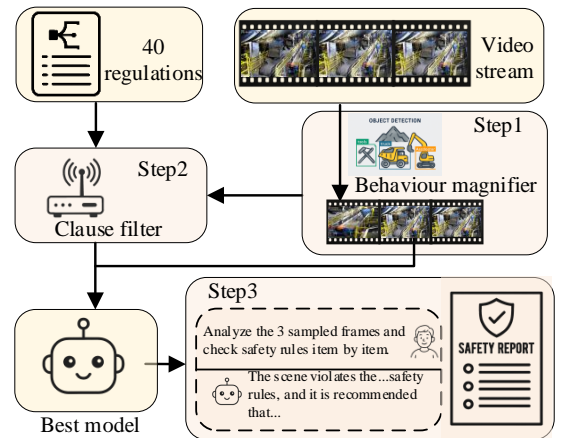


Fig. 8. End-to-end inference workflow of MonitorVLM, integrating BM, CF, and the fine-tuned VLM to perform frame processing, clause filter, and clause-specific violation reporting.

IV. EXPERIMENTS

This section presents a comprehensive set of experiments that validate MonitorVLM’s effectiveness in safety inspec-

tions.

A. Experimental Details

Section III-A describes our hybrid pipeline for the 40-regulation violation dataset. Raw videos are collected from 10 distinct mining sites and processed into 3,000 image-question pairs for fine-tuning, each explicitly labeled as violation (positive) or compliance (negative); this set is denoted as Dataset I. We then apply three targeted augmentation strategies to the original data to obtain Dataset II, and incorporate open-vocabulary object-detection annotations to produce Dataset III. Finally, we merge Datasets I, II, and III into a consolidated all datasets consisting of 9,000 samples (80% train, 20% test). In the Section III-B2, the CF dataset is produced by having Qwen-VL-Max generate binary (0/1) relevance scores between every image and each of the 40 regulations, resulting in 10,000 image-clause samples that serve as training data for the CF.

During the experimental process, we adopt the SWIFT framework [31], an efficient and scalable fine-tuning solution for VLMs. We fine-tune the Qwen2.5-VL-Instruct using LoRA (rank $r = 16$ and scaling factor $\alpha = 32$). The base learning rate is set to 1×10^{-4} with a linear warm-up ratio of 0.05. Training is conducted for 3 epochs on 8 NVIDIA H100 GPUs with a per-device batchsize of 2 and gradient accumulation steps of 8, resulting in an effective batchsize of 128. Both the visual encoder (ResNet-50) and text encoder (BERT) of the CF remain frozen during training; the only learnable component is a CF network consisting of a five-layer MLP with the structure $2816 \rightarrow 1024 \rightarrow 512 \rightarrow 256 \rightarrow 1$. This network is trained end-to-end using the Adam optimizer with a learning rate of 1×10^{-3} , where all hidden layers employ ReLU activation, and the final layer outputs the violation probability for each clause through Sigmoid activation.

We compare MonitorVLM against six baselines: the base Qwen2.5-VL variants (7B/32B/72B) [15], GPT-4o [13], Gemini-2.5 [32], and Claude-3.7-Sonnet [14]. Performance is evaluated using three standard metrics: precision measures the proportion of correctly identified violations among all predicted violations; recall evaluates the proportion of actual violations that are successfully detected; and the F1 score, which represents the harmonic mean of precision and recall, provides a balanced assessment. These metrics are formally defined as follows:

$$Precision = \frac{TP}{TP + FP} \quad (6)$$

$$Recall = \frac{TP}{TP + FN} \quad (7)$$

$$F1 \text{ score} = 2 \cdot \frac{Precision \cdot Recall}{Precision + Recall} \quad (8)$$

where TP denotes true positive samples correctly identified as violations, FP indicates false positive samples incorrectly flagged as violations, and FN corresponds to false negative predictions actual violations that the model failed to detect.

B. Overall Performance

To assess the impact of different datasets on fine-tuning, we conduct domain-specific adaptation of Qwen2.5-VL-72B using four configurations: Dataset I, Datasets I+II, Datasets I+III, and the full combination of all three datasets. The training curves in Fig. 9 show stable convergence across all settings. On the validation set, the model fine-tuned on all datasets achieves the highest token prediction accuracy, and we refer to this variant as MonitorVLM-72B-basic. In addition, MonitorVLM-72B denotes the complete system, which extends MonitorVLM-72B-basic by incorporating the CF (responsible for selecting the Top-5 most relevant clauses for the VLM) and the BM (designed to enhance the recognition of fine-grained worker actions).

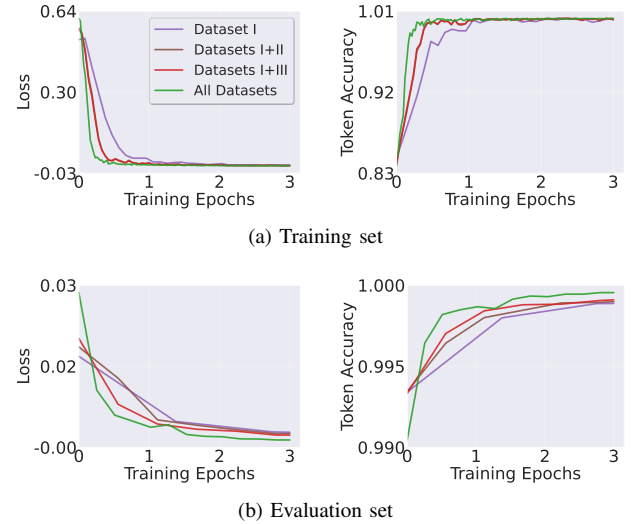


Fig. 9. Training and evaluation curves of Qwen2.5-VL-72B fine-tuned on different dataset configurations. Token accuracy denotes the proportion of correctly predicted tokens during validation.

Table I reports the detailed performance of all baseline models on the test set. The results indicate that fine-tuning substantially improves the effectiveness of the Qwen2.5-VL-basic variants (7B, 32B, and 72B) compared with their unfine-tuned counterparts. For instance, relative to Qwen2.5-VL-72B, the fine-tuned MonitorVLM-72B-basic achieves absolute gains of 22.01% in precision, 34.22% in recall, and 28.37% in F1 score. Furthermore, when the CF and BM modules are integrated, MonitorVLM-72B achieves an additional improvement of 3.45% in precision and 8.62% in recall, underscoring the effectiveness of the proposed modular enhancements.

C. Ablation study

We next analyze the impact of data augmentation, CF, and BM on the performance of MonitorVLM-72B.

1) *Impact of data augmentation:* As shown in Table I, we compare Qwen2.5-VL-72B fine-tuned on different subsets of data: Qwen2.5-VL-72B (Dataset I), Qwen2.5-VL-72B (Datasets I+II), and Qwen2.5-VL-72B (Datasets I+III). The results indicate that incorporating Dataset II and Dataset III yields substantial improvements over the baseline trained on Dataset I alone. The complementary gains suggest that

TABLE I: Model Performance Comparison.

Model	Precision	Recall	F1 score
Claude-3.7-Sonnet	75.45%	55.47%	63.94%
GPT-4o	77.92%	61.22%	68.57%
Gemini-2.5	76.38%	59.16%	66.68%
Qwen2.5-VL-7B	62.50%	31.91%	42.24%
Qwen2.5-VL-32B	69.72%	53.19%	60.34%
Qwen2.5-VL-72B	73.33%	61.11%	66.66%
Qwen2.5-VL-72B (Dataset I)	78.94%	65.22%	71.43%
Qwen2.5-VL-72B (Datasets I+II)	89.13%	79.61%	84.10%
Qwen2.5-VL-72B (Datasets I+III)	84.21%	68.09%	75.30%
MonitorVLM-7B-basic	80.25%	68.42%	73.86%
MonitorVLM-32B-basic	82.35%	72.92%	77.35%
MonitorVLM-72B-basic	89.47%	82.02%	85.57%
MonitorVLM-72B w/o MB	89.95%	82.46%	86.04%
MonitorVLM-72B	93.05%	89.57%	91.28%

Dataset II and Dataset III capture critical patterns that are not present in the original dataset, thereby enhancing the model’s capacity to interpret complex industrial scenes. Furthermore, the comprehensive three-dataset fusion strategy employed in MonitorVLM-72B-basic leads to the best performance, with absolute improvements of 13.34%, 25.76%, and 19.79% in precision, recall, and F1 score, respectively, compared with Qwen2.5-VL-72B (Dataset I). These results demonstrate that leveraging diverse data sources provides richer coverage and significantly strengthens the robustness of the fine-tuned model.

2) *Effectiveness of the clause filter*: Given the large number of site-specific safety clauses, feeding the entire codebook into the VLM would substantially increase inference latency. The CF alleviates this burden by dynamically selecting the Top- K clauses most relevant to each image. Table II reports the performance of MonitorVLM-72B under different values of K . When $K = 5$, inference efficiency improves by 13.56% relative to the model without CF, while maintaining comparable precision and recall. In contrast, performance degrades severely when $K = 3$, since a single industrial scene is typically associated with multiple types of violations. Fig. 10a further examines whether the CF’s selected clauses contain the ground-truth violations, showing that coverage is frequently incomplete at $K = 1$ and $K = 3$, but reaches 100% once $K \geq 5$. Based on these findings, we adopt $K = 5$ as the default setting in this study.

TABLE II: Performance of MonitorVLM-72B under varying K .

Parameter of CF	Precision	Recall	Inference time (s)
$K = 1$	30.71%	29.28%	17.46
$K = 3$	75.63%	70.61%	17.51
$K = 5$	93.05%	89.57%	17.59
$K = 10$	93.05%	89.57%	18.03
w/o CF	93.05%	89.57%	20.35

The incorporation of CF also ensures that MonitorVLM remains scalable to tasks involving hundreds of regulatory clauses. As shown in Fig. 10b, the average VLM inference time remains nearly constant as the clause set expands, since routing completes within a short and stable time owing to parallel computation. In contrast, directly feeding the full un-

filtered clause set into the VLM results in substantial overhead: inference time increases nearly six-fold as the number of clauses grows from 40 to 400.

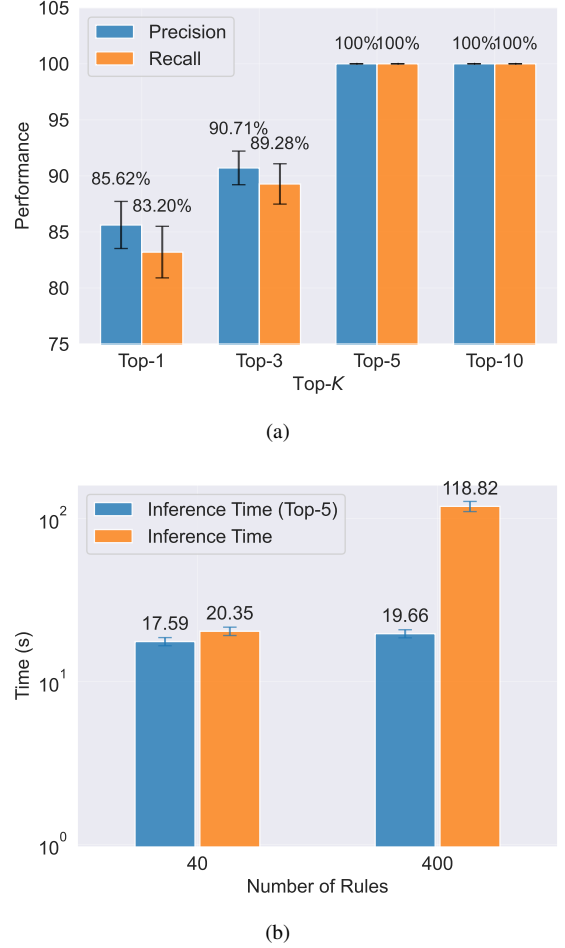


Fig. 10. Effectiveness of the CF. (a) Precision and recall of clauses predicted by the CF under different K values. (b) Average inference time of MonitorVLM-72B under different clause set sizes. All tests are conducted on 8 NVIDIA H100 GPUs.

3) *Behavior magnifier effect demonstration*: The behavior magnifier (BM) module is designed to enhance violation detection by enlarging worker regions that appear distant from the camera. As reported in Table I, incorporating BM improves precision by 3.45% and recall by 8.62% compared with the variant without BM, providing clear evidence of its effectiveness. Fig. 11 further illustrates typical cases. In the upper example concerning helmet compliance, the original surveillance frame without magnification yields an inconclusive result, where MonitorVLM-72B-basic reports “unable to confirm whether a safety helmet was worn”. After magnification, however, the enhanced detail allows the model to confidently identify the absence of protective equipment. In the lower example of mobile phone usage detection, the unprocessed frame produces an ambiguous outcome: “hand behavior cannot be observed”. With magnification, the worker’s hand becomes clearly visible, enabling the model to conclusively determine phone use. These examples demonstrate that BM effectively bridges the gap between low-quality distant surveillance im-

agery and reliable safety violation assessment.





Magnification	Surveillance video frame	MonitorVLM output
NO		Rule : Not wearing a safety helmet Violation determination: No . Evidence assessment: Unable to confirm whether a safety helmet was worn; insufficient evidence.
		Rule : Not wearing a safety helmet Violation determination: Yes . Evidence assessment: The image clearly shows the individual without a safety helmet; the evidence is conclusive .
YES		Rule : Using a mobile phone while on duty Violation determination: No . Evidence assessment: The image is unclear ; hand behavior cannot be observed, so the evidence is insufficient .
		Rule : Using a mobile phone while on duty Violation determination: Yes . Evidence assessment: The image clearly shows the individual using a mobile phone; the evidence is conclusive .

Fig. 11. Case studies demonstrating the effect of the BM in enhancing violation detection.

V. CONCLUSION

This work introduced MonitorVLM, a multi-module vision–language framework for automated violation detection in industrial environments, with a particular focus on mining operations. By integrating dataset construction, a clause filter, and a behavior magnifier into a unified pipeline, MonitorVLM effectively bridges the gap between generic vision–language models and domain-specific safety monitoring requirements. Comprehensive experiments demonstrated the efficacy of each component: (1) fine-tuning on a purpose-built violation dataset significantly improved baseline VLM performance; (2) the clause filter accelerated inference while preserving full coverage of relevant clauses; and (3) the behavior magnifier enhanced recognition of fine-grained worker actions under challenging visual conditions. Together, these modules enabled MonitorVLM to outperform leading foundation models by a substantial margin in terms of precision, recall, and overall robustness. Beyond mining, the proposed methodology is generalizable to other high-risk industrial domains where complex regulatory codes and dynamic worker behaviors pose challenges to safety oversight. Future work will explore scaling the dataset to cover additional industries, incorporating temporal reasoning for sequential actions, and extending MonitorVLM to multi-camera or multi-sensor scenarios. We believe that the integration of vision–language reasoning with domain-specific enhancements represents a promising pathway toward intelligent, reliable, and interpretable occupational safety monitoring systems.

VI. ACKNOWLEDGMENT

This work was supported in part by the NSFC China under Grant 52202487, in part by the Fundamental Research Funds for the Central Universities under Grant FRF-OT-23-02, and in part by the Young Elite Scientists Sponsorship Program by CAST under Grant 2023QNRC001.

APPENDIX

This appendix presents the 40 high-frequency violation regulations considered in this study, as summarized in Table III. For clarity, the regulations are organized into three categories: unsafe worker behavior, unsafe use of tools and equipment, and personal protective equipment (PPE).

REFERENCES

- [1] S. Tang, D. Roberts, and M. Golparvar-Fard, “Human-object interaction recognition for automatic construction site safety inspection,” *Automation in Construction*, vol. 120, p. 103356, 2020.
- [2] R. O. Rey, R. R. S. de Melo, and D. B. Costa, “Design and implementation of a computerized safety inspection system for construction sites using uas and digital checklists—smart inspecs,” *Safety science*, vol. 143, p. 105430, 2021.
- [3] Q. Fang, H. Li, X. Luo, L. Ding, H. Luo, T. M. Rose, and W. An, “Detecting non-hardhat-use by a deep learning method from far-field surveillance videos,” *Automation in construction*, vol. 85, pp. 1–9, 2018.
- [4] M. Imam, K. Baïna, Y. Tabii, E. M. Ressami, Y. Adlaoui, S. Boufousse, I. Benzakour, and E. H. Abdelwahed, “Integrating real-time pose estimation and ppe detection with cutting-edge deep learning for enhanced safety and rescue operations in the mining industry,” *Neurocomputing*, vol. 618, p. 129080, 2025.
- [5] A. M. Vukicevic, M. Djapan, V. Isailovic, D. Milasinovic, M. Savkovic, and P. Milosevic, “Generic compliance of industrial ppe by using deep learning techniques,” *Safety science*, vol. 148, p. 105646, 2022.
- [6] B. Cheng, B. Xiao, J. Wang, H. Shi, T. S. Huang, and L. Zhang, “High-erhmet: Scale-aware representation learning for bottom-up human pose estimation,” in *Proceedings of the IEEE/CVF conference on computer vision and pattern recognition*, pp. 5386–5395, 2020.
- [7] Z. Chen, H. Chen, M. Imani, R. Chen, and F. Imani, “Vision language model for interpretable and fine-grained detection of safety compliance in diverse workplaces,” *Expert Systems with Applications*, vol. 265, p. 125769, 2025.
- [8] C. Chen, B. Xiao, Y. Zhang, and Z. Zhu, “Automatic vision-based calculation of excavator earthmoving productivity using zero-shot learning activity recognition,” *Automation in Construction*, vol. 146, p. 104702, 2023.
- [9] A. Radford, J. W. Kim, C. Hallacy, A. Ramesh, G. Goh, S. Agarwal, G. Sastry, A. Askell, P. Mishkin, J. Clark, *et al.*, “Learning transferable visual models from natural language supervision,” in *International conference on machine learning*, pp. 8748–8763, PmLR, 2021.
- [10] D. Gil and G. Lee, “Zero-shot monitoring of construction workers’ personal protective equipment based on image captioning,” *Automation in Construction*, vol. 164, p. 105470, 2024.
- [11] W.-T. Hsiao, W.-D. Yu, T.-M. Cheng, and A. Bulgakov, “Preliminary study on image captioning for construction hazards,” *Engineering Proceedings*, vol. 74, no. 1, p. 20, 2024.
- [12] W.-L. Tsai, P.-L. Le, W.-F. Ho, N.-W. Chi, J. J. Lin, S. Tang, and S.-H. Hsieh, “Construction safety inspection with contrastive language-image pre-training (clip) image captioning and attention,” *Automation in Construction*, vol. 169, p. 105863, 2025.
- [13] Z. Yan, J. Ye, W. Li, Z. Huang, S. Yuan, X. He, K. Lin, J. He, C. He, and L. Yuan, “Gpt-imgeval: A comprehensive benchmark for diagnosing gpt4o in image generation,” *arXiv preprint arXiv:2504.02782*, 2025.
- [14] I. Anderson, “Comparative analysis between industrial design methodologies versus the scientific method: Ai: Claude 3.7 sonnet,” 2025.
- [15] S. Bai, K. Chen, X. Liu, J. Wang, W. Ge, S. Song, K. Dang, P. Wang, S. Wang, J. Tang, *et al.*, “Qwen2.5-vl technical report,” *arXiv preprint arXiv:2502.13923*, 2025.
- [16] M. Adil, G. Lee, V. A. Gonzalez, and Q. Mei, “Using vision language models for safety hazard identification in construction,” *arXiv preprint arXiv:2504.09083*, 2025.

TABLE III: List of 40 high-frequency and high-risk mining violations, organized by category: unsafe worker behavior, unsafe use of tools and equipment, and PPE.

No.	Category	Unsafe Practice
1	Unsafe worker behavior	Operating machinery while the body extends outside the moving vehicle
2	Unsafe worker behavior	Appearing in front of a running grinder or cutter
3	Unsafe worker behavior	Cleaning metal chips by direct hand contact
4	Unsafe use of tools and equipment	Transporting oversized loads on a forklift without protective measures
5	Unsafe worker behavior	Clearing chips from a running drill using hands or cloth
6	Unsafe use of tools and equipment	Running underground equipment or vehicles without lights
7	Unsafe worker behavior	Carrying passengers on a forklift
8	Unsafe use of tools and equipment	Transferring objects across operating machinery
9	Unsafe worker behavior	Standing within the projected fall area during large-object flipping
10	Unsafe worker behavior	Climbing over guardrails
11	Unsafe worker behavior	Overloading an electric tricycle beyond single-seat capacity
12	PPE	Using an angle grinder without safety goggles
13	Unsafe use of tools and equipment	The bucket did not lower to the ground after the shovel loader was used
14	Unsafe worker behavior	Throwing objects from height
15	Unsafe worker behavior	Moving under a large robotic arm
16	PPE	Not wearing safety helmets
17	PPE	Long hair is not tied up inside the safety helmet
18	Unsafe worker behavior	Climbing platform railings 1–2 m high without fall protection or jumping from 50 cm heights
19	Unsafe worker behavior	Using mobile phones in work zones
20	Unsafe use of tools and equipment	Working near a running belt conveyor without stopping it
21	Unsafe use of tools and equipment	Boarding or alighting from a crane during startup or standing too close to it
22	Unsafe worker behavior	Working at edges or openings without a safety harness
23	PPE	Entering specialized laboratories without safety shoes
24	Unsafe worker behavior	Smoking
25	PPE	Conducting cutting operations without nearby personnel wearing masks
26	PPE	Wearing a loosely fastened safety harness
27	Unsafe use of tools and equipment	Moving transport vehicles with open doors
28	unsafe use of tools and equipment	Restarting equipment that has been locked out and tagged
29	Unsafe use of tools and equipment	Placing items inside or on top of electrical panels or cabinets
30	Unsafe use of tools and equipment	Operating vehicles without seat belts fastened
31	PPE	Safety belt is not used for work at heights
32	Unsafe use of tools and equipment	Driving into and damaging shaft railings
33	Unsafe use of tools and equipment	Performing maintenance, construction, or elevated tasks from a raised loader bucket
34	PPE	Safety helmets worn but chin straps not secured
35	Unsafe worker behavior	Using stairs without holding the handrail
36	Unsafe use of tools and equipment	Bypassing lockout/tagout procedures to energize equipment
37	Unsafe worker behavior	Operating machinery under the influence of alcohol or drugs
38	Unsafe use of tools and equipment	Blocking or disabling emergency stop devices
39	Unsafe worker behavior	Unauthorized use of open flames
40	PPE	Using damaged or expired personal protective equipment

- [17] N. Chaudhary, S. Uddin, S. S. Chandra, A. Ovid, and A. Albert, "Prompt to protection: A comparative study of multimodal llms in construction hazard recognition," *arXiv preprint arXiv:2506.07436*, 2025.
- [18] J. Zhang, J. Huang, S. Jin, and S. Lu, "Vision-language models for vision tasks: A survey," *IEEE transactions on pattern analysis and machine intelligence*, vol. 46, no. 8, pp. 5625–5644, 2024.
- [19] Q. Chen and X. Yin, "Tailored vision-language framework for automated hazard identification and report generation in construction sites," *Advanced Engineering Informatics*, vol. 66, p. 103478, 2025.
- [20] S. Fu, Q. Yang, Q. Mo, J. Yan, X. Wei, J. Meng, X. Xie, and W.-S. Zheng, "Llmdet: Learning strong open-vocabulary object detectors under the supervision of large language models," in *Proceedings of the Computer Vision and Pattern Recognition Conference*, pp. 14987–14997, 2025.
- [21] J. P. Cheng, P. K.-Y. Wong, H. Luo, M. Wang, and P. H. Leung, "Vision-based monitoring of site safety compliance based on worker re-identification and personal protective equipment classification," *Automation in Construction*, vol. 139, p. 104312, 2022.
- [22] K. Johansen, J. Teizer, and C. Schultz, "Automated rule-based safety inspection and compliance checking of temporary guardrail systems in construction," *Automation in Construction*, vol. 168, p. 105849, 2024.
- [23] S. Danish, A. Sadeghi-Niaraki, S. U. Khan, L. M. Dang, L. Tightiz, and H. Moon, "A comprehensive survey of vision-language models: Pretrained models, fine-tuning, prompt engineering, adapters, and benchmark datasets," *Information Fusion*, p. 103623, 2025.
- [24] R. Sapkota and M. Karkee, "Object detection with multimodal large vision-language models: An in-depth review," *Information Fusion*, vol. 126, p. 103575, 2026.
- [25] E. J. Hu, Y. Shen, P. Wallis, Z. Allen-Zhu, Y. Li, S. Wang, L. Wang, W. Chen, et al., "Lora: Low-rank adaptation of large language models," *ICLR*, vol. 1, no. 2, p. 3, 2022.
- [26] X. L. Li and P. Liang, "Prefix-tuning: Optimizing continuous prompts for generation," *arXiv preprint arXiv:2101.00190*, 2021.
- [27] Z. Yang, Y. Chai, X. Jia, Q. Li, Y. Shao, X. Zhu, H. Su, and J. Yan, "Drivemoe: Mixture-of-experts for vision-language-action model in end-to-end autonomous driving," *arXiv preprint arXiv:2505.16278*, 2025.
- [28] B. Koonce, "Resnet 50," in *Convolutional neural networks with swift for tensorflow: image recognition and dataset categorization*, pp. 63–72, Springer, 2021.
- [29] M. V. Koroteev, "Bert: a review of applications in natural language processing and understanding," *arXiv preprint arXiv:2103.11943*, 2021.
- [30] X. Wang, L. Xie, C. Dong, and Y. Shan, "Real-esrgan: Training real-world blind super-resolution with pure synthetic data," in *Proceedings of the IEEE/CVF international conference on computer vision*, pp. 1905–1914, 2021.
- [31] Y. Zhao, J. Huang, J. Hu, X. Wang, Y. Mao, D. Zhang, Z. Jiang, Z. Wu, B. Ai, A. Wang, et al., "Swift: a scalable lightweight infrastructure for fine-tuning," in *Proceedings of the AAAI Conference on Artificial Intelligence*, pp. 29733–29735, 2025.
- [32] G. Comanici, E. Bieber, M. Schaeckermann, I. Pasupat, N. Sachdeva, I. Dhillon, M. Blistein, O. Ram, D. Zhang, E. Rosen, et al., "Gemini 2.5: Pushing the frontier with advanced reasoning, multimodality, long context, and next generation agentic capabilities," *arXiv preprint arXiv:2507.06261*, 2025.