

LLM-Guided Evolutionary Program Synthesis for Quasi-Monte Carlo Design

Amir Sadikov

Abstract

Low-discrepancy point sets and digital sequences underpin quasi-Monte Carlo (QMC) methods for high-dimensional integration. We cast two long-standing QMC design problems as program synthesis and solve them with an LLM-guided evolutionary loop that mutates and selects code under task-specific fitness: (i) constructing finite 2D/3D point sets with low star discrepancy, and (ii) choosing Sobol’ direction numbers that minimize randomized QMC error on downstream integrands. Our two-phase procedure combines constructive code proposals with iterative numerical refinement. On finite sets, we rediscover known optima in small 2D cases and set new best-known 2D benchmarks for $N \geq 40$, while matching most known 3D optima up to the proven frontier ($N \leq 8$) and reporting improved 3D benchmarks beyond. On digital sequences, evolving Sobol’ parameters yields consistent reductions in randomized quasi-Monte Carlo (rQMC) mean-squared error for several 32-dimensional option-pricing tasks relative to widely used Joe–Kuo parameters, while preserving extensibility to any sample size and compatibility with standard randomizations. Taken together, the results demonstrate that LLM-driven evolutionary program synthesis can automate the discovery of high-quality QMC constructions, recovering classical designs where they are optimal and improving them where finite- N structure matters. Data and code are available at <https://github.com/hockeyguy123/openevolve-star-discrepancy.git>.

1 Introduction

Numerical integration in high dimensions is a cornerstone of modern science and engineering. While standard Monte Carlo (MC) methods offer a robust approach, their convergence rate, governed by the Central Limit Theorem, is often insufficient for applications requiring high precision Glasserman (2003). Quasi-Monte Carlo (QMC) methods provide a compelling alternative by replacing pseudorandom samples with deterministic, highly uniform point sets Dick & Pillichshammer (2010); Owen (1995). The uniformity of these sets is quantified by their discrepancy, with lower values corresponding to more evenly distributed points. The Koksma–Hlawka inequality provides the theoretical underpinning for QMC, guaranteeing that the integration error is bounded by the product of the variation of the integrand and the star discrepancy of the point set Hlawka (1961); Koksma (1964).

This relationship has fueled decades of research into the discovery and construction of low-discrepancy sets. A primary challenge in this field is the “*ab initio*” construction of a finite point set of N points in d dimensions that minimizes star discrepancy. This is a problem of combinatorial complexity, and while optimal solutions have been found in 2D for $N \leq 21$ and in 3D for $N \leq 8$ Clément et al. (2024), the problem remains largely open for larger N and higher dimensions.

A related challenge is the construction of infinite low-discrepancy sequences, such as those by Halton, Hammersley, and Sobol’. Among these, Sobol’ sequences are particularly prominent due to their excellent distribution properties and efficient generation Sobol’ (1967). However, their quality

is highly dependent on a set of integer parameters known as direction numbers, and finding optimal parameters that ensure uniformity across all low-dimensional projections is a difficult combinatorial search problem Joe & Kuo (2008).

Recent breakthroughs in Large Language Models (LLMs) have demonstrated their remarkable capabilities in code generation, logical reasoning, and pattern recognition Gemini Team et al. (2025). This has motivated the development of automated scientific discovery systems, such as AlphaEvolve, which leverage LLMs to navigate complex search spaces Novikov et al. (2025). In this work, we utilize the OpenEvolve framework Sharma (2025), an open-source implementation based on the principles of AlphaEvolve, to tackle the aforementioned challenges in discrepancy theory. We treat the construction of these mathematical objects as a program synthesis problem within an evolutionary framework Koza (1994). The LLM acts as an intelligent mutation operator, iteratively modifying code that generates candidate solutions based on feedback from a fitness function.

This paper presents the successful application of this LLM-driven evolutionary approach to two fundamental problems:

1. Discovering finite 2D and 3D point sets with state-of-the-art low star discrepancy.
2. Searching for superior Sobol’ direction numbers to minimize randomized quasi-Monte Carlo (rQMC) integration error in the high-dimensional context of pricing exotic financial options Paskov & Traub (1995).

Our results show that this methodology can match and, in several important cases, surpass the best known human-derived solutions. This suggests that LLM-driven evolutionary search is a promising new paradigm for exploration and discovery in computational mathematics.

2 Theoretical Background

2.1 Star Discrepancy

Star discrepancy is the most common measure for quantifying the uniformity of a point set within the d -dimensional unit hypercube, $[0, 1]^d$ Owen (1995). It captures the largest deviation between the volume of an axis-aligned “anchor box” and the fraction of points contained within it.

Definition 1 (Star Discrepancy). Let $P = \{\mathbf{x}_1, \dots, \mathbf{x}_N\}$ be a set of N points in $[0, 1]^d$. An anchor box $[\mathbf{0}, \mathbf{q}]$ for any $\mathbf{q} = (q_1, \dots, q_d) \in [0, 1]^d$ is the hyperrectangle $[0, q_1] \times \dots \times [0, q_d]$. The star discrepancy D_N^* of the set P is defined as:

$$D_N^*(P) = \sup_{\mathbf{q} \in [0, 1]^d} \left| \frac{\#(P \cap [\mathbf{0}, \mathbf{q}])}{N} - \text{Vol}([\mathbf{0}, \mathbf{q}]) \right| \quad (1)$$

Here, the supremum is taken over all possible anchor boxes. A small D_N^* value implies that for any anchor box, the fraction of points falling within it is a good approximation of its volume, indicating high uniformity. The practical importance of star discrepancy is cemented by the Koksma–Hlawka inequality Hlawka (1961); Koksma (1964), which bounds the error of QMC integration:

$$\left| \int_{[0, 1]^d} f(\mathbf{u}) d\mathbf{u} - \frac{1}{N} \sum_{i=1}^N f(\mathbf{x}_i) \right| \leq V(f) \cdot D_N^*(P) \quad (2)$$

where $V(f)$ is the total variation of the function f in the sense of Hardy and Krause. This inequality guarantees that point sets with lower star discrepancy lead to smaller integration error bounds.

2.2 Sobol' Sequences and Direction Numbers

Sobol' sequences are a class of low-discrepancy sequences that are particularly effective for QMC integration Dick & Pillichshammer (2010); Sobol' (1967). They are constructed using the properties of primitive polynomials over the finite field of two elements, \mathbb{F}_2 .

Definition 2 (Sobol' Sequence Construction). For each dimension $j \geq 1$, a primitive polynomial over \mathbb{F}_2 of degree s_j is chosen Dick & Pillichshammer (2010):

$$P_j(z) = z^{s_j} + a_{1,j}z^{s_j-1} + \dots + a_{s_j-1,j}z + 1 \quad (3)$$

where the coefficients $a_{k,j}$ are either 0 or 1. From this polynomial, a sequence of positive, odd integers called direction numbers $m_{k,j}$ (for $k = 1, \dots, s_j$) are chosen freely.

For $k > s_j$, subsequent direction numbers (expressed as fixed-point binary fractions $v_{k,j} = m_{k,j}/2^k$) are generated by the canonical Sobol' recurrence (e.g., Dick & Pillichshammer (2010); Joe & Kuo (2008)):

$$v_{k,j} = a_{1,j}v_{k-1,j} \oplus a_{2,j}v_{k-2,j} \oplus \dots \oplus a_{s_j-1,j}v_{k-s_j+1,j} \oplus (v_{k-s_j,j} \gg s_j) \quad (4)$$

where \oplus denotes bitwise XOR on the binary fixed-point representation and $\gg s_j$ is a right bit-shift by s_j places. For $j = 1$, we set $v_{k,1} = 2^{-k}$ (van der Corput base-2).

The j -th coordinate of the i -th point in the sequence, $x_{i,j}$, is then generated using Gray-code bits:

$$x_{i,j} = \bigoplus_{k \geq 1} g_k v_{k,j}, \quad \text{with } i = \sum_{k \geq 1} i_k 2^{k-1}, \quad g = i \oplus (i \gg 1) = \sum_{k \geq 1} g_k 2^{k-1}. \quad (5)$$

The quality of the Sobol' sequence, particularly the uniformity of its low-dimensional projections, is critically dependent on the choice of the primitive polynomials and the initial direction numbers (m_1, \dots, m_s) . The work of Joe & Kuo (2008) provides a widely used set of these parameters that serve as a strong baseline. In tables we encode the polynomial coefficients $a_{k,j}$ as an integer A_j (binary bitmask).

3 Related Work

Classical approaches for generating low-discrepancy sets are primarily number-theoretic. Foundational methods include Halton, Hammersley, and Sobol' sequences, which are designed to achieve superior asymptotic uniformity compared to random sampling. While powerful, these classical constructions are not always optimal for a finite number of points N . Mathematical programming has been used to find provably optimal sets, though these approaches are computationally intensive and limited to small instances Clément et al. (2024). Heuristic methods, such as genetic algorithms and threshold accepting, have been applied to tackle larger instances by searching the space of point configurations Clément et al. (2023).

More recently, machine learning techniques have been introduced to this domain. Message-Passing Monte Carlo (MPMC) leverages Graph Neural Networks (GNNs) to transform random initial points into low-discrepancy configurations, achieving state-of-the-art results by directly optimizing point coordinates Rusch et al. (2024). Our work differs by framing the task as a program synthesis problem rather than direct coordinate optimization.

A related line of research focuses on optimizing the parameters of Sobol' sequences. The quality of a Sobol' sequence is critically dependent on a set of initialization parameters known as direction numbers. The direction numbers published by Joe & Kuo (2008) are a widely-used standard,

derived from an extensive computational search to find parameters that ensure high uniformity in two-dimensional projections by minimizing a quality measure known as the t -value. Subsequent work has focused on further improving these parameters or guaranteeing quality for specific projection properties crucial for applications such as computer graphics Bonneel et al. (2025).

Our approach is most closely related to the emerging paradigm of using Large Language Models (LLMs) for automated scientific discovery. Novikov et al. (2025) introduces AlphaEvolve, a framework that combines LLMs with an evolutionary search, treating algorithm discovery as a program evolution problem where the LLM functions as an intelligent mutation operator and receives feedback from a fitness function. This method has successfully discovered novel algorithms for fundamental problems, from matrix multiplication Fawzi et al. (2022) to open mathematical conjectures Romera-Paredes et al. (2024). Our work is directly inspired by these principles, applying a similar evolutionary loop to the specific mathematical challenges of discovering low-discrepancy sets and optimizing Sobol’ sequences.

4 Methodology

Our approach is based on the OpenEvolve framework, an open-source implementation of the principles demonstrated by AlphaEvolve Novikov et al. (2025). It frames the search for novel mathematical constructs as an evolutionary search over a population of programs that generate them Koza (1994). The LLM serves as a sophisticated mutation operator, guided by a fitness function.

The evolutionary loop Romera-Paredes et al. (2024) proceeds as follows:

1. **Initialization:** The process begins with a population of “parent” programs. These programs are code snippets in Python that generate a candidate solution. The initial population can be seeded with simple heuristics or well-known constructions.
2. **Evaluation:** Each program in the population is executed, and its output is evaluated by a fitness function. The fitness function returns a scalar score quantifying the quality of the solution (e.g., lower rQMC MSE or star discrepancy is better).
3. **Selection and Prompting:** High-performing programs are selected to serve as parents. A detailed prompt is then constructed for the LLM, including the parent program’s source code, its fitness score, and an instruction tasking the LLM with generating a variation that will improve upon the score. The prompt also includes code from other high-performing “inspirations” to encourage crossover as well as guidance from the user (Appendix B).
4. **Generation (Mutation):** The LLM receives the prompt and generates a new, modified program. This is the core “mutation” step. The LLM’s ability to understand code syntax and semantics allows for complex and intelligent modifications.
5. **Loop:** The newly generated program is evaluated, its fitness is scored, and it is added to the population. The process then repeats, iteratively refining the population toward better solutions.

4.1 Experimental Setup

We used an LLM-guided evolutionary search over a population of Python programs (population 60, multi-island evolution with occasional migration). Parents were chosen by fitness with occasional archive sampling; the LLM rewrote core functions each generation. We ran a fixed compute budget and did not tune hyperparameters; full settings are available in Appendix B.

4.2 Discovery of Low-Discrepancy Point Sets

A two-phase strategy was employed to balance broad exploration with fine-tuned optimization.

- **Phase 1: Direct Construction:** The LLM was prompted to generate Python code that directly constructs an N -point set in a d -dimensional space. The initial parent program in 2D implemented a simple shifted Fibonacci lattice (Appendix B, Listing 1) and in 3D implemented a scrambled Sobol’ sequence (Appendix B, Listing 2). This phase encouraged the LLM to explore a wide range of constructive heuristics.
- **Phase 2: Iterative Optimization:** After a sufficient number of iterations, the LLM was prompted to generate Python code that uses iterative optimization routines (e.g., `scipy.optimize.minimize`) to refine an initial guess. This shifted the search from finding explicit constructions to a direct optimization of the point coordinates.
- **Fitness Function:** The fitness score was $\frac{1}{1+D_N^*}$ where D_N^* is the star discrepancy of the generated point set.

4.3 Star Discrepancy Evaluation

In 2D we compute D_N^* exactly by scanning extremal anchor boxes on the coordinate-induced grid (overall $O(N \log N)$). In 3D we approximate the supremum with threshold-accepting over randomized axis-aligned boxes. We validated by reproducing published 2D optima for $N \leq 20$ and 3D optima for $N \leq 8$ to at least 10^{-6} . Implementation details and checks are in Appendix A.

4.4 Discovery of Sobol’ Direction Numbers

- **Program Representation:** The evolved programs are Python functions that return a list of dictionaries. Each dictionary contains the Sobol’ parameters (`s`, `a`, `m_i`) for a single dimension.
- **Initialization:** The initial population contains the following implementation of the direction numbers Joe & Kuo (2008).
- **Fitness Function:** The primary fitness metric is $\frac{1}{1+\text{MSE}}$ where MSE is the mean squared error of an rQMC estimate for a 32-dimensional Asian option price. The MSE is calculated for $N = 8192$ points and averaged over 1000 consistent randomizations (left matrix scramble followed by a Cranley–Patterson random shift, i.e., LMS+shift) to ensure robustness and reproducibility. All rQMC comparisons are paired by using identical randomization seeds per method and N . The diffusion paths are constructed from $[0, 1]^d$ via standard time discretization of geometric Brownian motion with equal timesteps; we report this mapping to clarify effective-dimension effects.

5 Experiments and Results

5.1 Discovery of Low-Discrepancy Point Sets

We first applied our two-phase strategy to the canonical problem of discovering N -point sets in 2D and 3D with minimal star discrepancy. We illustrate the discovery process for a 2D, 16-point set (Fig. 1). The initial program, a Fibonacci lattice (Listing ??), had a discrepancy of 0.0962. After 243 iterations in the direct construction phase, a new construction was found with a discrepancy

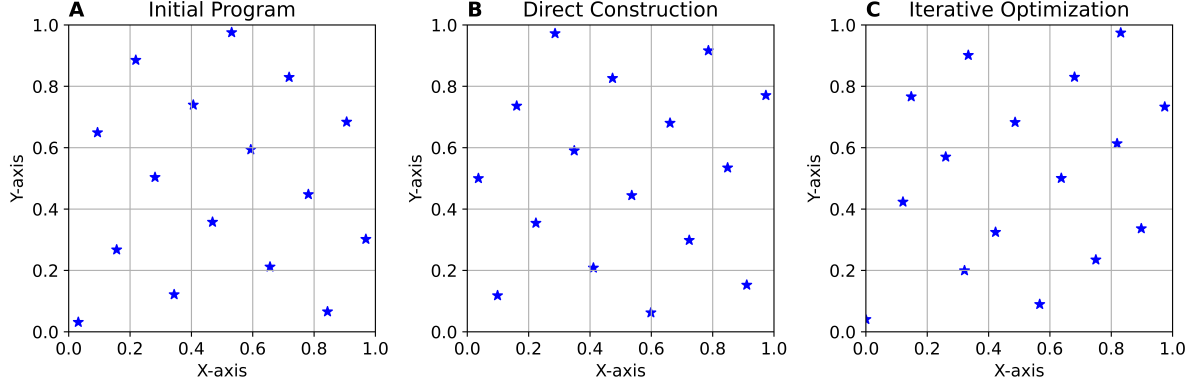


Figure 1: Visualization of $N = 16$ point set generation in two dimensions. (A) Initial shifted Fibonacci lattice (Discrepancy: 0.0962). (B) Best direct construction found in Phase 1 (Discrepancy: 0.0924). (C) Final optimized point set from Phase 2 (Discrepancy: 0.0744), which is within 0.68% of the known optimal value of 0.0739.

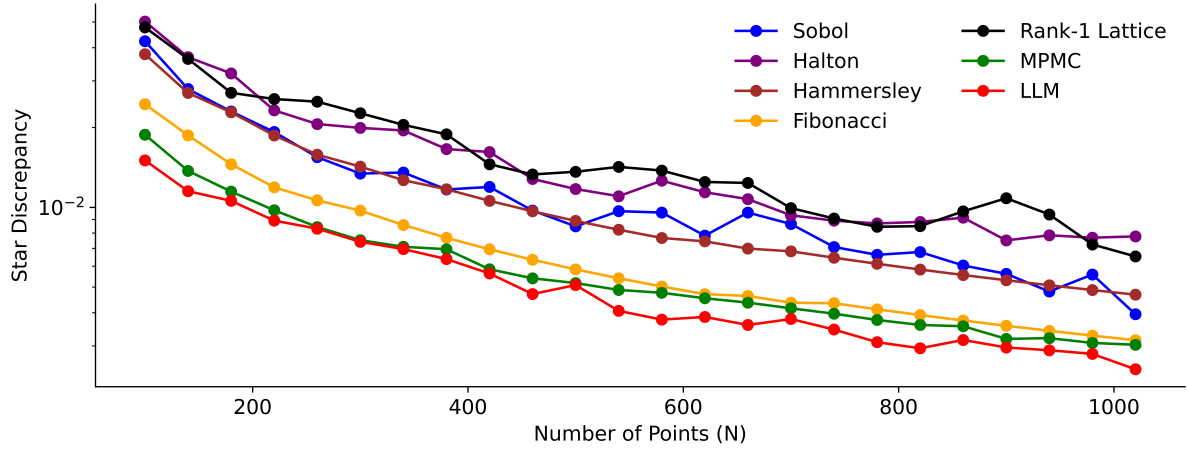


Figure 2: The Star Discrepancy D_N^* of Sobol', Halton, Hammersley, Fibonacci, Rank-1-Lattice, MPMC (message passing Monte Carlo), and LLM-evolved sets for increasing number of points $N = 100 \dots 1020$ in 2D.

of 0.0924 (Listing 1), which consisted of fine-tuning optimal shifts to the Fibonacci lattice. After switching to the iterative optimization phase, the framework further refined the point set, achieving a final discrepancy of 0.0744, which is within 0.68% of the known optimal value of 0.0739. The final program creates an initial guess, consisting of a randomly jittered Fibonacci lattice, followed by a SLSQP optimization loop with stochastic restarts (Listing 2).

We then benchmarked our method against Fibonacci, MPMC Rusch et al. (2024), and known optimal point sets Clément et al. (2024) for $N = 1 \dots 100$ (Table 1). Our method successfully rediscovers the known optimal point sets for $N \leq 10$ and remains highly competitive for larger N . The most significant results came from searching for larger point sets where optimal solutions are not known. For 2D point sets with $N > 30$, LLM evolutionary search discovered new configurations with lower star discrepancy than the best-known values from the literature. For instance, for $N = 100$, our method found a point set with a discrepancy of 0.0150, a substantial improvement over the previous best of 0.0188. We generated 2D point sets up to $N = 1020$ with lower star discrepancy

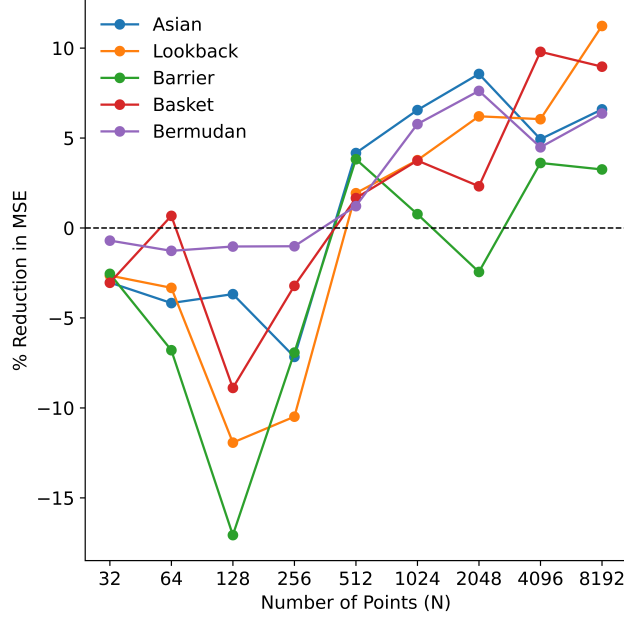


Figure 3: The % reduction in MSE (rQMC integration over 10000 random scrambles and shifts) using Sobol’ direction numbers found via LLM evolutionary search vs. those of Joe & Kuo (2008). The % reduction in MSE are averaged across all scenarios of that particular option (Appendix C).

Listing 1 Directly Constructed 16 Point Set ($N = 16$)

```

1 def construct_star():
2     A = np.zeros((N, 2))
3     phi=(math.sqrt(5)-1)/2
4     for i in range(N):
5         A[i, 0]=(i+(1/math.sqrt(3)))/N
6         A[i, 1]=((0.5+(i*phi)%1))%1
7     return A

```

than previously reported (Appendix A).

In 3D, our method matched the known optimal point sets for $N = 1, 2, 3, 5, 6, 7$ (Table 2) and provided explicit constructions that set new best-known star-discrepancy benchmarks beyond the proven-optimal range for $N > 8$ (Appendix A).

5.2 Improved Direction Numbers

Having demonstrated the framework’s ability to construct point sets, we next applied it to the discrete optimization problem of discovering improved Sobol’ direction numbers.

After several hundred evolutionary iterations, our LLM evolutionary search routine discovered a more performant set of parameters, focusing its modifications on the early dimensions, which are known to explain the vast majority of the variance in Asian option pricing. Specifically, the parameters for dimensions 4, 5, and 6 were updated (Appendix B). All other dimensions (up to 32) remained identical to the Joe & Kuo (2008) baseline.

To validate these new direction numbers, they were benchmarked against the standard Joe & Kuo (2008) parameters across a suite of six Asian option pricing scenarios with varying parameters (Appendix C). The true option price was computed by taking the average of 1000 randomly scrambled

N	Fibonacci	MPMC	LLM	Clément et al.
1	1.0000	0.6180	0.6180	0.6180
2	0.6909	0.3660	0.3660	0.3660
3	0.5880	0.2847	0.2847	0.2847
4	0.4910	0.2500	0.2500	0.2500
5	0.3528	0.2000	0.2000	0.2000
6	0.3183	0.1692	0.1667	0.1667
7	0.2728	0.1508	0.1500	0.1500
8	0.2553	0.1354	0.1328	0.1328
9	0.2270	0.1240	0.1235	0.1235
10	0.2042	0.1124	0.1111	0.1111
11	0.1857	0.1058	0.1039	0.1030
12	0.1702	0.0975	0.0960	0.0952
13	0.1571	0.0908	0.0892	0.0889
14	0.1459	0.0853	0.0844	0.0837
15	0.1390	0.0794	0.0791	0.0782
16	0.1486	0.0768	0.0745	0.0739
17	0.1398	0.0731	0.0712	0.0699
18	0.1320	0.0699	0.0676	0.0666
19	0.1251	0.0668	0.0654	0.0634
20	0.1188	0.0640	0.0611	0.0604
30	0.0792	N/A	0.0438	0.0424
40	0.0638	N/A	0.0331	0.0332
50	0.0531	N/A	0.0278	0.0280
60	0.0442	0.0273	0.0234	0.0244
100	0.0275	0.0188	0.0150	0.0193

Table 1: 2D Star Discrepancy Comparison for $N = 1 \dots 100$ between Fibonacci, MPMC (Message-Passing Monte Carlo), LLM evolutionary search, and Clément et al. (provably optimal for $N \leq 20$). Best values are **bolded**.

Sobol sequences with $N = 2^{21}$ points each. The rQMC MSE was evaluated over 10000 random seeds for $N = 32 \dots 8192$ points. The direction numbers discovered by LLM evolutionary search produced a significantly lower integration MSE for larger sample sizes $N \geq 512$ under one-sided Wilcoxon signed-rank test and false discovery rate correction (Table 3).

To ensure the evolved parameters were not merely overfitted to the Asian option’s specific payoff structure, we tested their generalizability on a diverse suite of high-dimensional exotic options, including Lookback, Barrier, Basket, and Bermudan options (Appendices C, D). The evolved direction numbers demonstrated strong, generalizable performance, achieving significantly lower integration error across this wider range of financial instruments for larger sample sizes ($N \geq 512$) with the sole exception of Barrier options. This suggests that the evolutionary search discovered a Sobol’ sequence with fundamentally more robust and broadly applicable projection properties.

6 Discussion

Using an LLM evolutionary framework, we generate 2D and 3D point sets with state-of-the-art star discrepancy and discover Sobol’ direction numbers that lower rQMC integration error for high-dimensional exotic financial option pricing.

Recent state-of-the-art methods, such as the mathematical programming approach of Clément

Listing 2 Iteratively Optimized 2D Point Set ($N = 16$)

```

1  def construct_star():
2      x = np.zeros((N, 2))
3      for i in range(N):
4          x[i, 0] = (i + np.random.rand()) / N
5          x[i, 1] = ((i * 0.38196601125) % 1) + np.random.rand() / (2*N)
6      def discrepancy_wrapper(x):
7          points = x.reshape(N, 2)
8          return star_discrepancy(points)
9      x0 = x.flatten()
10     bounds = [(0.0, 1.0)] * (N * 2)
11     best_result = None
12     best_discrepancy = float('inf')
13     for _ in range(25):
14         x0_restart = x0.flatten() + np.random.normal(0, 0.01, N * 2)
15         x0_restart = np.clip(x0_restart, 0.0, 1.0)
16         result = minimize(discrepancy_wrapper, x0_restart, method='SLSQP',
17                           bounds=bounds, options={'maxiter': 30000, 'ftol': 1e-15, 'iprint':
18                           0})
19         discrepancy = discrepancy_wrapper(result.x)
20         if discrepancy < best_discrepancy:
21             best_discrepancy = discrepancy
22             best_result = result
23     optimized_points = best_result.x.reshape(N, 2)
24     return optimized_points

```

N	1	2	3	4	5	6	7	8
MPMC	0.6833	0.4239	0.3491	0.3071	0.2669	0.2371	0.2158	0.1993
LLM	0.6823	0.4239	0.3445	0.3042	0.2618	0.2326	0.2090	0.1937
Clément et al.	0.6823	0.4239	0.3445	0.3038	0.2618	0.2326	0.2090	0.1875

Table 2: 3D Star Discrepancy for $N = 1 \dots 8$. Lower is better; best per N is **bolded**.

et al. (2024) and the GNN-based MPMC framework Rusch et al. (2024), are designed to construct point sets for a fixed number of points N and dimensions d . In contrast, our approach generates the direction numbers that define a Sobol’ sequence, offering several key advantages:

1. **Extensibility to any N :** Unlike fixed approaches where a new, computationally expensive optimization must be performed from scratch for each value of N , a single, compact set of discovered direction numbers can be used to generate a high-quality point set for any desired number of points. This makes the solution immediately applicable to a wide range of practical problems without requiring any re-computation.
2. **Support for Progressive Integration:** An integration can be performed with N points, and if more accuracy is needed, the next N points from the sequence can be added to refine the estimate while reusing all previous calculations. This is a fundamental capability that static point set generation methods inherently lack.
3. **Easy Randomization:** Unlike highly optimized, deterministic point sets, the LLM optimized Sobol’ sequence can make use of standard randomization techniques, such as Owen scrambling Owen (1995, 1998), to obtain unbiased error estimates of rQMC.
4. **High-Dimensional Applicability:** The Sobol’ framework is designed from the ground

N	Training Example			Out-of-the-Money			At-the-Money		
	Sobol	LLM	p-value	Sobol	LLM	p-value	Sobol	LLM	p-value
32	0.2484	0.2523	0.9757	0.1920	0.1979	0.9757	0.3246	0.3346	0.9757
64	0.0642	0.0665	0.9980	0.0605	0.0631	0.9980	0.0873	0.0908	0.9980
128	0.0183	0.0192	0.9999	0.0220	0.0231	0.9999	0.0277	0.0282	0.9999
256	0.0056	0.0061	1.0000	0.0086	0.0089	1.0000	0.0092	0.0098	1.0000
512	0.001646	0.001614	0.2841	0.003469	0.003311	0.0208	0.003248	0.003106	0.0208
1024	0.000542	0.000524	0.0548	0.001457	0.001313	3.45e-08	0.001228	0.001168	0.0304
2048	0.000233	0.000225	0.0199	0.000619	0.000535	1.45e-14	0.000550	0.000521	0.0131
4096	9.876e-05	9.346e-05	0.0058	0.000258	0.000243	4.51e-04	0.000240	0.000226	0.0019
8192	4.523e-05	4.104e-05	7.03e-06	0.000117	0.000107	1.06e-06	0.000102	9.523e-05	0.0100

N	In-the-Money			High Volatility			Low Volatility		
	Sobol	LLM	p-value	Sobol	LLM	p-value	Sobol	LLM	p-value
32	0.1398	0.1428	0.9757	2.0816	2.1493	0.9757	0.0238	0.0246	0.9757
64	0.0367	0.0382	0.9980	0.5714	0.5958	0.9980	0.0066	0.0068	0.9980
128	0.0106	0.0111	0.9999	0.1811	0.1877	0.9999	0.002174	0.002205	0.9999
256	0.003083	0.003373	1.0000	0.0598	0.0643	1.0000	0.000756	0.000803	1.0000
512	0.000868	0.000859	0.2841	0.0205	0.0196	0.0073	0.000285	0.000275	0.0208
1024	0.000261	0.000260	0.2581	0.007565	0.007060	3.38e-04	0.000113	0.000109	0.0717
2048	0.000101	0.000100	0.3878	0.003145	0.002867	1.75e-06	5.214e-05	4.961e-05	0.0056
4096	4.037e-05	3.949e-05	0.2180	0.001293	0.001233	0.0022	2.323e-05	2.196e-05	5.68e-04
8192	1.766e-05	1.683e-05	0.0047	0.000566	0.000532	0.0156	1.008e-05	9.300e-06	1.27e-04

Table 3: Mean Squared Error (MSE) and p-values for Asian Option scenarios. The table compares the standard Sobol’ sequence against a sequence found via LLM evolutionary search (LLM). P-values are from a one-sided Wilcoxon signed-rank test conducted over the 10000 randomizations with pairing by identical randomization seeds and are false discovery rate (FDR) corrected. P-values below 0.05 are **bolded**.

up for high-dimensional integration. By optimizing the parameters within this framework, our approach is directly applicable to problems such as the 32-dimensional option pricing benchmarks used in our tests, a domain where direct coordinate optimization for a large N would be computationally intractable.

Performance gains from the LLM-evolved Sobol’ parameters did not extend to the pricing of Barrier options (Appendix D). We hypothesize that this is a direct consequence of our fitness function, which was optimized for the integration of a 32-dimensional Asian option. The payoff of an Asian option is dependent on the average of the asset path, resulting in a comparatively smooth and continuous integrand. In contrast, the payoff of a Barrier option contains a significant discontinuity, which poses a well-known challenge for QMC integration by introducing high or even unbounded Hardy–Krause variation.

Our evolutionary search likely discovered parameters that are highly specialized for integrating functions of low-to-moderate variation, a property that does not generalize well to discontinuous integrands. This suggests that the notion of an “optimal” Sobol’ sequence may be problem-dependent. Future work could explore multi-objective optimization, where the fitness function is a composite score from pricing both smooth (e.g., Asian) and discontinuous (e.g., Barrier) options. Such an approach might lead to the discovery of more robust, universally applicable direction numbers at the potential cost of peak performance on any single problem class.

Other limitations include the computational intensity of the evolutionary search that must be run independently for each specific case. In addition, the quality of the generated solutions is also

fundamentally tied to the capabilities of the underlying LLM and the amount of compute available. We quantify significance using paired signed-rank tests and report all seeds; however, due to compute limits we performed one evolutionary run per problem, which we treat as a limitation. Future work could explore alternative prompting techniques, optimization of evolutionary programming hyperparameters, and meta-model methods that generates optimal direction numbers for any given dimension d or points sets for any given dimension d or number of points N .

7 Conclusion

We have demonstrated the application of an LLM-driven evolutionary framework to tackle complex discovery problems in the field of low-discrepancy sets. Our method has discovered new 2D and 3D point sets with star discrepancy values lower than any previously published, setting new benchmarks in a field of long-standing mathematical interest. Furthermore, it has produced novel Sobol’ direction numbers that improve the accuracy of rQMC integration for a variety of 32-dimensional financial derivatives. This work strengthens the case for using LLMs as core components in an automated scientific discovery process, capable of generating novel and valuable mathematical knowledge.

References

- Nicolas Bonneel, David Coeurjolly, Jean-Claude Iehl, and Victor Ostromoukhov. Sobol’ sequences with guaranteed-quality 2d projections. *ACM Transactions on Graphics*, 44, 2025. doi: 10.1145/3730821.
- François Clément, Diederick Vermetten, Jacob de Nobel, Alexandre D. Jesus, Luís Paquete, and Carola Doerr. Computing star discrepancies with numerical black-box optimization algorithms. In *Proceedings of the Genetic and Evolutionary Computation Conference*, pp. 1330–1338. ACM, 2023. doi: 10.1145/3583131.3590456.
- François Clément, Carola Doerr, Kathrin Klamroth, and Luís Paquete. Constructing optimal L_∞ star discrepancy sets. arXiv preprint arXiv:2311.17463v2, 2024.
- Josef Dick and Friedrich Pillichshammer. *Digital Nets and Sequences*. Cambridge University Press, 2010. doi: 10.1017/CBO9780511761188.
- Alhussein Fawzi, Matej Balog, Aja Huang, Thomas Hubert, Bernardino Romera-Paredes, Mohammadamin Barekatain, Alexander Novikov, Francisco J. R. Ruiz, Julian Schrittwieser, Grzegorz Swirszcz, David Silver, Demis Hassabis, and Pushmeet Kohli. Discovering faster matrix multiplication algorithms with reinforcement learning. *Nature*, 610:47–53, 2022. doi: 10.1038/s41586-022-05172-4.
- Gemini Team et al. Gemini: A family of highly capable multimodal models. Google Technical Report, 2025.
- Paul Glasserman. *Monte Carlo Methods in Financial Engineering*, volume 53. Springer New York, 2003. doi: 10.1007/978-0-387-21617-1.
- Edmund Hlawka. Funktionen von beschränkter variation in der theorie der gleichverteilung. *Annali di Matematica Pura ed Applicata*, 54:325–333, 1961. doi: 10.1007/BF02415361.

- Stephen Joe and Frances Y. Kuo. Constructing Sobol sequences with better two-dimensional projections. *SIAM Journal on Scientific Computing*, 30:2635–2654, 2008. doi: 10.1137/070709359.
- J. F. Koksma. The theory of asymptotic distribution modulo one. *Compositio Mathematica*, 16: 1–22, 1964.
- John R. Koza. Genetic programming as a means for programming computers by natural selection. *Statistics and Computing*, 4:87–112, 1994. doi: 10.1007/BF00175355.
- Alexander Novikov, Ng  n V  , Marvin Eisenberger, Emilien Dupont, Po-Sen Huang, Adam Zsolt Wagner, Sergey Shirobokov, Borislav Kozlovskii, Francisco J. R. Ruiz, Abbas Mehrabian, M. Pawan Kumar, Abigail See, Swarat Chaudhuri, George Holland, Alex Davies, Sebastian Nowozin, Pushmeet Kohli, and Matej Balog. AlphaEvolve: A coding agent for scientific and algorithmic discovery. arXiv preprint arXiv:2406.13131, 2025.
- Art B. Owen. Randomly permuted (t,m,s)-nets and (t, s)-sequences. In Harald Niederreiter and Peter J.-S. Shiue (eds.), *Monte Carlo and Quasi-Monte Carlo Methods in Scientific Computing*, volume 106 of *Lecture Notes in Statistics*, pp. 299–317. Springer, 1995. doi: 10.1007/978-1-4612-2554-9_24.
- Art B. Owen. Latin supercube sampling for very high-dimensional simulations. *The Annals of Statistics*, 26:619–640, 1998. doi: 10.1214/aos/1028144853.
- Spassimir H. Paskov and Joseph F. Traub. Faster valuation of financial derivatives. *The Journal of Portfolio Management*, 22:113–123, 1995. doi: 10.3905/jpm.1995.409541.
- Bernardino Romera-Paredes, Mohammadamin Barekatain, Alexander Novikov, Matej Balog, M. Pawan Kumar, Emilien Dupont, Francisco J. R. Ruiz, Jordan S. Ellenberg, Pengming Wang, Omar Fawzi, Pushmeet Kohli, and Alhussein Fawzi. Mathematical discoveries from program search with large language models. *Nature*, 625:468–475, 2024. doi: 10.1038/s41586-023-06924-6.
- T. Konstantin Rusch, Nathan Kirk, Michael M. Bronstein, Christiane Lemieux, and Daniela Rus. Message-passing monte carlo: Generating low-discrepancy point sets via graph neural networks. *Proceedings of the National Academy of Sciences*, 121, 2024. doi: 10.1073/pnas.2409913121.
- Asankhaya Sharma. Openevolve: an open-source evolutionary coding agent, 2025. URL <https://github.com/codelion/openevolve>.
- I. M. Sobol’. On the distribution of points in a cube and the approximate evaluation of integrals. *USSR Computational Mathematics and Mathematical Physics*, 7:86–112, 1967. doi: 10.1016/0041-5553(67)90144-9.