

KnowledgeSmith: Uncovering Knowledge Updating in LLMs with Model Editing and Unlearning

Yinyi Luo^{1,2*}, Zhexion Zhou¹, Hao Chen¹, Kai Qiu¹, Marios Savvides¹, Yixuan Li³, Jindong Wang^{2†}
¹Carnegie Mellon University ²William & Mary ³University of Wisconsin-Madison

Abstract

Knowledge editing and machine unlearning are two popular approaches for large language models (LLMs) to stay up-to-date. However, the knowledge updating mechanism of LLMs remains largely unexplored due to insufficient, isolated, and small-scale evaluation. For instance, are LLMs similar to humans in modifying certain knowledge? What differs editing and unlearning as training data increases? This paper proposes KnowledgeSmith, a unified framework to systematically understand the updating mechanism of LLMs. We first cast editing and unlearning as instances of one constrained optimization problem. Then, we propose an automatic dataset generator that provides structured interventions across multiple graph levels and data scales, enabling controlled studies of how different modification strategies propagate through model knowledge. Extensive experiments demonstrate nuanced insights over knowledge propagation, plasticity scaling, consistency, and robustness. For instance, our results show that LLMs do not exhibit similar updating as humans for different levels of knowledge, and there exists consistency-capacity trade-off. We hope our findings can offer suggestions to the design of more reliable and scalable strategies. Code: <https://github.com/AIFrontierLab/KnowledgeSmith.git>

1 Introduction

Human knowledge is not stored as isolated facts but as a vast, interconnected web (Liu et al., 2024). From early encyclopedias to modern knowledge graphs, we represent knowledge as structured relations (Yang et al., 2025): concepts (nodes) linked by semantic or causal connections (edges). This networked organization enables humans to reason flexibly (Mark et al., 2020), update beliefs (Paulheim, 2016) when new evidence arises, and propagate changes across related domains (Flouris et al., 2008). For instance, when scientists revised the classification of Pluto from a planet to a dwarf planet, the update did not merely alter one fact but cascaded through textbooks, curricula, and related scientific explanations.

Do Large language models (LLMs) exhibit similar properties? Zhang et al. (2024) showed that they store and retrieve information at scale, generating answers that span diverse domains; Yet, unlike human knowledge graphs, the internal structure of LLM knowledge remains opaque (Zhang et al., 2023). Fine-tuning can overwrite large swaths of parameters but is resource-intensive and imprecise (Balne et al., 2024; Gekhman et al., 2024), often introducing instability or hallucinations (Khan et al., 2025; Ovadia et al., 2024). Researchers have recently shifted attention toward knowledge editing (Markowitz et al., 2025; Wang et al., 2024; Wei et al., 2024) and unlearning (Hong et al., 2024; Pawelczyk et al., 2024; Yao et al., 2024), where editing offers targeted modifications and unlearning aims to broadly remove specific information. Both are valuable, yet they are typically studied in isolation and without grounding in structured knowledge representations.

How to understand the knowledge updating mechanism in LLMs? Recent efforts show that editing techniques can be adapted for forgetting by redirecting or suppressing knowledge representations (Jung et al., 2025; Li et al., 2025b), while unlearning methods sometimes resemble coarse-grained editing at the dataset level (Guo et al., 2019). Other works investigate continual or compositional settings, where localized edits may interfere with broader forgetting objectives or vice versa (Chen et al., 2024; Gupta et al., 2024). A parallel strand examines the tension between specificity and generalization: editing often prioritizes precision but risks side effects, whereas unlearning emphasizes removal but may fail to incorporate new or corrected knowledge (Yao et al., 2023a).

Despite recent progress, there are still three critical challenges. First, most evaluations target isolated facts, neglecting the structured and interconnected nature of real-world knowledge (Thede et al., 2025). For example, if

*Work done with Prof. Jindong Wang at William & Mary.

†Contact: yinyil@andrew.cmu.edu; Corresponding author: jdw@wm.edu.

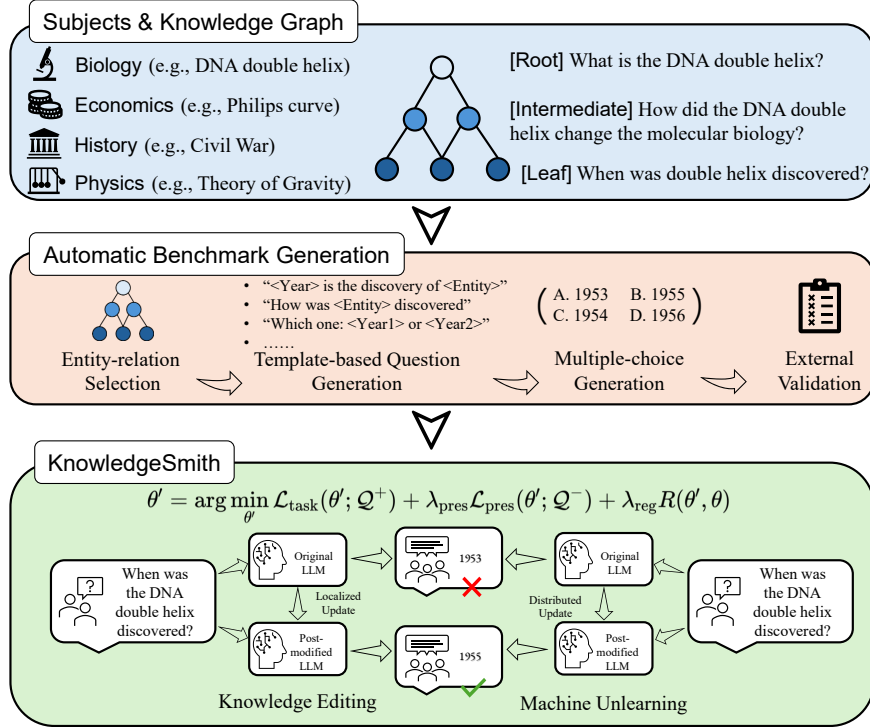


Figure 1: KnowledgeSmith pipeline. Starting from static KG, we generate dynamic probes at root, intermediate, and leaf levels, enabling evaluation of direct and propagated effects.

we update the fact that “Lyon is the capital of France” instead of Paris, a coherent system should also adjust related knowledge such as “the Eiffel Tower is located in France’s capital,” which otherwise becomes inconsistent. Second, the role of data scale in editing vs. unlearning remains unclear, with small data often sufficing for edits but not for forgetting(Meng et al., 2022a; Zhong et al., 2023). Third, there is no unified framework to jointly understand editing and unlearning, leaving their trade-offs in propagation, stability, and generalization unclear.

In this paper, we introduce **KnowledgeSmith** (Figure 1), a unified framework to understand the knowledge updating mechanisms in LLMs.¹ Theoretically, our framework casts editing and unlearning as complementary forms of constrained optimization. Empirically, building on the intuition that human knowledge is naturally structured as knowledge graphs (KGs), our framework can automatically transform any existing KG-related dataset into a benchmark for knowledge intervention evaluation, enabling systematic and scalable assessment without the need for hand-crafted test sets. For instance, more insights can be gained through interventions across hierarchical levels (root, intermediate, leaf) and data scales (from single instances to millions). Then, we conduct an extensive evaluation of editing and unlearning on different LLM families to explore knowledge propagation, scaling laws, representation shifts, and robustness under stress tests. Our key findings are:

1. **Propagation Asymmetry and Plasticity Limits:** Editing can over-spread(unintentionally altering related nodes), especially at higher nodes, while unlearning mostly under-spreads(forgetting failing to propagate beyond the target node). Hierarchical branch structure imposes intrinsic ceilings on update effectiveness, with higher or more central nodes limiting achievable knowledge modifications (§5.2.1, §5.2.2).
2. **Consistency–Capacity Tradeoff and Subject-Dependent Update:** Increasing data can trigger consistency collapse, where local updates contradict other knowledge; editing prioritizes local enforcement, unlearning preserves broader consistency. Some domains, like history, resist updates more than others, highlighting the need for subject-aware evaluation (§5.2.3, §5.2.4).
3. **Model Robustness:** Editing improves in-domain accuracy but harms OOD and adversarial stability, while unlearning preserves global robustness at the cost of weaker local gains (§5.3).
4. **Method-level Trade-offs:** Editing balances integration and preservation with strong low-data efficiency, unlearning is conservative but stable, while LoRA fine-tuning is unstable and prone to drift, making it unreliable for continual

¹Other approaches can also update knowledge in LLMs; we focus on editing and unlearning in this paper.

updates (§5.4).

5. **Unified Failure Modes and Stress Testing:** By observing model behavior on open-ended questions, we identify six main failure modes and find that unlearning preserves general task integrity better, whereas editing is more aggressive but effective in low-data regimes (§5.5).

Contributions. (1) We introduce KnowledgeSmith as a unified framework to understand knowledge updating in LLMs with editing and unlearning. (2) We present automatic data generation pipeline for LLM evaluation with scalable KG-structured interventions. (3) Our experiments demonstrate several insightful findings towards LLM knowledge updating that could inspire future research.

2 Related Work

Other than fine-tuning which is expensive and requires large amount of training data, knowledge editing and machine unlearning are two popular and effective approaches to update LLMs’ knowledge. Knowledge editing modifies LLMs’ internal parameters to update its predictions on specific factual associations while ideally preserving unrelated knowledge (Cao et al., 2021; Sinitsin et al., 2020; Yao et al., 2023b). Existing approaches include gradient-based fine-tuning (Sinitsin et al., 2020; Zhu et al., 2020), localized weight modifications such as ROME (Meng et al., 2022a), MEMIT (Meng et al., 2022b), and SERAC (Mitchell et al., 2021), and memory-augmented methods that externalize edits (Mitchell et al., 2022). However, most prior evaluations are restricted to small benchmarks (Levy et al., 2017; Meng et al., 2022a) and do not examine how edits propagate through structured knowledge dependencies.

On the other hand, motivated by ethical, legal, or safety considerations, machine unlearning seeks to selectively erase information linked to a dataset, (Izzo et al., 2021; Thudi et al., 2022; Xu et al., 2025). Methods include retraining-based approaches (Ginart et al., 2019), negative-gradient fine-tuning (Thudi et al., 2022), regularization-based constraints (Golatkar et al., 2020), and approximate removal via influence functions or Fisher-weighted updates (Baumhauer et al., 2022; Guo et al., 2019). Yet, unlearning has largely been studied in isolation from editing, without systematic comparisons or evaluation in structured knowledge contexts.

In short, existing research highlights strong methodological advances but leaves two key gaps: (1) editing and unlearning are often treated as disjoint problems despite their conceptual overlap, and (2) evaluations rely on narrow datasets that fail to capture scaling behavior or structured propagation effects. Our work tries to establish a unified view of them and present an extensive analysis towards understanding LLM knowledge updating.

3 KnowledgeSmith

In this section, we propose **KnowledgeSmith**, a unified framework to view editing and unlearning as complementary interventions.

3.1 Problem Definition

Let f_θ denote a language model parameterized by θ , defining a conditional distribution $p_\theta(y | x)$ over output y given input x . We study targeted interventions that modify or remove specific knowledge while preserving the model’s general behavior.

An *update request* is given by an item e (e.g., a factual triple, a prompt–response pair, or a small dataset), optionally accompanied by a scope c that defines locality or related probes. For example, if e is the fact “Paris is the capital of France”, c could include all prompts asking about European capitals such as “What is the capital of France?” or “Name the capital of European countries” while excluding unrelated prompts like “Who is the president of the United States?”, ensuring that only related knowledge is affected while leaving unrelated knowledge untouched. Applying an update operator \mathcal{T} (e.g., editing or unlearning) yields updated parameters:

$$\theta' = \mathcal{T}(\theta; e, c), \quad \Delta = \theta' - \theta, \quad (1)$$

where Δ is the parameter update.

The objective is therefore to update the targeted knowledge while preserving unrelated knowledge. To facilitate analysis, we define two probe sets: (1) *Positive probes* \mathcal{Q}^+ are inputs where the model’s predictions should change; and (2) *Preservation probes* \mathcal{Q}^- are inputs where predictions should remain unchanged. Formally, for an input x ,

denote $p_\theta(\cdot | x)$ and $p_{\theta'}(\cdot | x)$ as the output distribution of the model before and after KnowledgeSmith intervention, respectively, we have:

$$\begin{aligned} d(p_{\theta'}(\cdot | x), q_{\text{target}}(\cdot | x)) &\leq \eta^+, \quad \forall x \in \mathcal{Q}^+, \\ d(p_{\theta'}(\cdot | x), p_\theta(\cdot | x)) &\leq \varepsilon, \quad \forall x \in \mathcal{Q}^-, \end{aligned} \quad (2)$$

where $d(\cdot, \cdot)$ is a divergence or distance measure between distributions (e.g., KL divergence, cross-entropy, or ℓ_2 distance over logits), $q_{\text{target}}(\cdot | x)$ is the desired post-intervention distribution on positive probes, the constant η^+ specifies a tolerance threshold for successful edits, reflecting that editing algorithms may only approximate the target distribution rather than match it exactly, and ε is a stability threshold controlling how much drift is allowed on \mathcal{Q}^- .

3.2 A Unified Framework for Analyzing Editing and Unlearning

While Equation (2) formalizes the objectives using tolerance thresholds η^+ and ε , in practice we implement these constraints by relaxing them into loss terms over probes. Specifically, $\mathcal{L}_{\text{task}}(\theta'; \mathcal{Q}^+)$ penalizes deviations from the target distribution on \mathcal{Q}^+ , $\mathcal{L}_{\text{pres}}(\theta'; \mathcal{Q}^-)$ penalizes drift on \mathcal{Q}^- , and $R(\theta', \theta)$ regularizes the overall update. Thus, both model editing and unlearning can be cast as a constrained optimization over model parameters:

$$\theta' = \arg \min_{\theta'} \mathcal{L}_{\text{task}}(\theta'; \mathcal{Q}^+) + \lambda_{\text{pres}} \mathcal{L}_{\text{pres}}(\theta'; \mathcal{Q}^-) + \lambda_{\text{reg}} R(\theta', \theta), \quad (3)$$

where $\mathcal{L}_{\text{task}}$ enforces the desired behavior on \mathcal{Q}^+ , $\mathcal{L}_{\text{pres}}$ penalizes drift on \mathcal{Q}^- , and $R(\theta', \theta)$ regularizes the update (e.g., $\|\Delta\|_2^2$ (Ng, 2004), Fisher norm (Gu et al., 2012), or others (Hu et al., 2022)).

Editing as targeted alignment. Knowledge editing can be viewed as minimizing $\mathcal{L}_{\text{task}}$ toward a distribution q_{target} that encodes corrected knowledge. For example, ROME (Meng et al., 2022a) and MEMIT (Meng et al., 2022b) locate and modify specific MLP weights to enforce new facts, while MEND (Mitchell et al., 2021) trains an auxiliary retriever–classifier to redirect predictions on edited queries. Other approaches apply gradient-based updates on \mathcal{Q}^+ while regularizing drift, such as GRACE (Hartvigsen et al., 2023). Even parameter-efficient methods like LoRA-based editing (Hu et al., 2022; Zheng et al., 2023) fit this form, with $R(\theta', \theta)$ enforcing low-rank adaptation.

Unlearning as neutral alignment. Unlearning corresponds to the same objective but with q_{target} chosen as a *neutral distribution* q_{neutral} that suppresses unwanted associations. This captures approaches that erase knowledge through gradient descent (Thudi et al., 2022), influence-function–based forgetting (Golatkhar et al., 2020; Guo et al., 2019), or certified removal in convex models (Ginart et al., 2019). Recent work on unlearning in deep networks (Jagielski et al., 2022) also fits: their objectives penalize predictive alignment with sensitive data while constraining performance on \mathcal{Q}^- , exactly corresponding to the $\mathcal{L}_{\text{pres}}$ and $R(\theta', \theta)$ terms above.

A unifying lens. In this view, the distinction between editing and unlearning reduces to the choice of q_{target} : Editing: q_{target} encodes a factual correction (e.g., “Paris is the capital of Germany”). Unlearning: q_{target} is neutral, erasing prior associations (e.g., “Paris is the capital of [MASK]”). This framework subsumes methods across the spectrum: localized weight modifications (Meng et al., 2022a,b), memory-based editors (Mitchell et al., 2021), parameter-efficient adaptations (Hu et al., 2022; Zheng et al., 2023), influence-based forgetting (Golatkhar et al., 2020), and certified removal (Ginart et al., 2019). Despite methodological differences, all can be interpreted as solving the same constrained optimization problem with different instantiations of $\mathcal{L}_{\text{task}}$, $\mathcal{L}_{\text{pres}}$, and $R(\theta', \theta)$.

Our formulation provides a principled and generalized lens for analyzing parameter modifications in LLMs, enabling fair comparison of editing and unlearning on their trade-offs in plasticity, stability, and generalization. However, to rigorously measure these effects in practice, we need benchmarks that capture hierarchical dependencies, e.g., local versus global changes, and multilevel propagation of updates, which are largely missing from existing datasets. This motivates our automated benchmark construction in the following.

4 Constructing Evaluation Benchmark

Existing benchmarks (Levy et al., 2017; Meng et al., 2022a) for knowledge intervention evaluation suffer from two major limitations. First, they are largely *static*, testing only isolated facts without accounting for how updates might affect related knowledge. Second, they fail to capture *dependencies across facts*, which are crucial for understanding how changes propagate through the model and for revealing trade-offs between editing and unlearning.

We leverage *knowledge graphs (KGs)* to address these gaps, which dynamically encode hierarchical and relational dependencies among facts. Anchoring probes in a curated KG enables us to generate both local edits and their

downstream consequences, transforming a single KG into a dynamic benchmark. Specifically, by targeting *root*, *intermediate*, and *leaf* nodes, our framework systematically tests how interventions propagate across multiple levels of dependency, thus providing a rigorous way to evaluate whether models can coherently update, forget, or preserve knowledge while maintaining global consistency. Concretely speaking, our data generation method can automatically transform any existing knowledge-related benchmarks such as MMLU (Hendrycks et al., 2021) into new ones, providing domain coverage and a standardized multiple-choice QA format for easy evaluation. Our pipeline consists of three stages (Figure 1), ensuring both quality and flexibility:

1. **Entity-Relation Selection:** We begin by prompting GPT-4o to generate a KG where entities and relations are organized hierarchically. The model is then asked to categorize nodes into three levels: *root* (broad, domain-level concepts), *intermediate* (mid-level categories or subtopics), and *leaf* (specific entities or instances). Sampling nodes from all three categories preserves the KG’s hierarchical structure, ensuring evaluation goes beyond isolated facts to capture how edits or deletions propagate across different levels of related knowledge.
2. **Template-Based Question Generation:** Multiple question forms are generated for each triple, varying in directness and context. All templates are manually verified for grammaticality and factual alignment, preserving unambiguous mapping back to the KG. Six categories of probes are constructed (direct, reverse, conflict, multi-hop, comparison and contextual), each tied to a different aspect of model behavior under intervention.
3. **Multiple-Choice Construction:** Each probe is cast as a four-choice QA item, consistent with the MMLU-inspired format, ensuring that evaluation reflects true knowledge states rather than guesswork. Entity substitution and paraphrasing yield over one million samples across domains. All items are validated against the KG, with manual spot checks for quality assurance.

Connection to KG-Based Evaluation. Our generation pipeline is organized around two complementary families of probes: (1) *Positive probes* Q^+ , which directly test the edited or redirected knowledge, including its hierarchical propagation across root, intermediate, and leaf nodes. (2) *Preservation probes* Q^- , which ensure that unrelated or out-of-scope knowledge remains intact, guarding against collateral damage.

To operationalize these two families, we instantiate six probe types. *Direct probes* (Q^+) test whether the target fact itself is recalled or updated at different hierarchical levels. *Reverse probes* (Q^+) examine whether knowledge updates preserve relation directionality. *Conflict probes* (Q^+/Q^-) expose residual beliefs and adversarial robustness by checking for contradictions after intervention. *Multi-hop probes* (Q^+) evaluate whether interventions correctly propagate through chained relations in the KG. *Comparison probes* (Q^+) assess whether the updated knowledge is consistently preferred when contrasted with alternatives or distractors. Finally, *Contextual probes* (Q^-) test whether unrelated in-domain or OOD knowledge remains preserved in naturalistic settings. This design aligns directly with our experimental analyses: By explicitly embedding these probe types into the KG’s hierarchical structure, the benchmark enables analyses that go beyond isolated fact checking, revealing whether interventions cascade consistently across levels of related knowledge.

Generated Benchmark Dataset. Our method allows flexible data generation across domains. In this paper, we instantiate the benchmark in four domains: economics, physics, history, and biology. We restricted our evaluation to four domains to balance diversity and feasibility.² Each domain yields paired *pre-edit* and *post-edit* datasets that preserve entities but differ in factual content. Probes span root, intermediate, and leaf nodes, with conflict, propagation, comparative, and reverse variants, and include multiple paraphrased realizations. For each branch within every domain, we generate 10,000 samples each for editing and unlearning, plus 100 evaluation probe sets, leading to 360,000 training samples in total. This design creates a benchmark that is both large-scale and structurally sensitive, allowing systematic evaluation of edits and unlearning not just at the point of intervention but throughout the knowledge hierarchy. Dataset examples are in Section A.

5 Experiments

5.1 Setup

Models. Our evaluation covers 6 families of LLMs with 1B to 123B parameters, leading to a total of 13 models: LLaMA-3 (1B, 3B, 8B, 70B) (Meta, 2024), Qwen-3 (1.7B, 14B, 32B) (Team, 2025b), QwQ-32B (Team, 2025a), Mistral (24B, 123B) (Jiang et al., 2023), Gemma (2B, 7B) (Team, 2024), and DeepSeek-R1-0528-Qwen3-8B (DeepSeek-AI, 2025). This broad coverage enables us to study whether scaling behaviors and editing/unlearning performance generalize across architectures.

²These subjects span both STEM and humanities, offering a representative testbed. Our pipeline is directly extensible to other domains such as law and medicine.

Implementation Details. We adopted AlphaEdit (Fang et al., 2025) and ReLearn (Xu et al., 2025). AlphaEdit is a state-of-the-art editor that has been shown to outperform prior methods such as MEMIT (Meng et al., 2022b) and ROME (Meng et al., 2022a) in editing tasks, while ReLearn represents a leading approach to unlearning. Importantly, our framework is method-agnostic and directly extensible to other baselines, making it straightforward to integrate additional methods. Unlike traditional unlearning approaches where the retain set corresponds to the original knowledge, in our redirection-based setup the retain set is defined as the post-updated knowledge, ensuring that the model preserves the rewritten fact rather than reverting to its prior belief. This redirection-based formulation aligns better with real-world scenarios where knowledge is updated rather than erased. Editing and unlearning were applied separately to leaf, intermediate, and root nodes of the knowledge graph, with training data sizes ranging from 1 to 10,000 samples. This setup allowed us to systematically analyze the effect of both hierarchy depth and data scale on the success of editing and unlearning. For evaluation, since each knowledge probing question is multiple-choice, we report accuracy as the proportion of questions for which the model selects the correct choice. This metric directly reflects the model’s correctness in retrieving or updating the intended knowledge.

5.2 Comparative Analysis of Editing and Unlearning

5.2.1 Propagation Asymmetry: Over- vs. Under-spreading

Human learners expect hierarchical consistency: updating a root concept should cascade to its descendants, while modifying a leaf should remain localized. We evaluate this in LLMs by applying editing or unlearning at three hierarchy levels (root, intermediate, leaf) and measuring performance on both targeted and structurally related nodes. We quantify these effects using *direct vs. multi-hop accuracy* (Figure 2) as a proxy for propagation metrics: the *Collateral Change Ratio (CCR)* captures over-spreading for editing, and the *Residual Retention (RR)* captures under-spreading for unlearning (For the complete definitions of CCR and RR, see Section B).

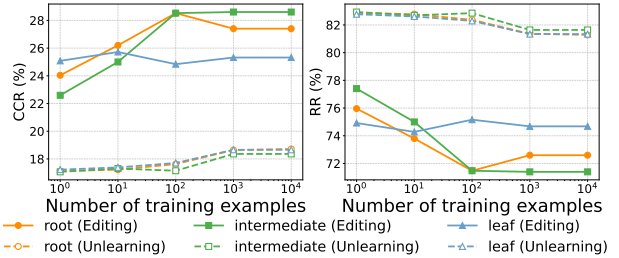


Figure 2: Propagation asymmetry metrics.

Our results reveal a clear asymmetry: **editing tends to over-spread**, unintentionally altering related nodes, especially in lower hierarchy levels, whereas **unlearning often under-spreads**, failing to propagate forgetting beyond the target. These simple, interpretable metrics allow us to visualize propagation behavior across hierarchical branches.

5.2.2 Plasticity Scaling and Branch-dependent Limits

Plasticity captures how readily a model can update knowledge in response to limited training data, balancing the optimization of $\mathcal{L}_{\text{task}}$ on positive probes \mathcal{Q}^+ against preservation constraints $\mathcal{L}_{\text{pres}}$ on \mathcal{Q}^- . We extend this notion to *plasticity scaling*, examining systematically how model size, data scale, and hierarchical branch jointly influence the effectiveness of editing and unlearning.

Our main observations are as follows. First, as shown in Figures 3a and 3b, **smaller models exhibit higher immediate plasticity**, rapidly adapting to few-shot interventions and achieving strong in-domain performance on \mathcal{Q}^+ , but their changes are often unstable, leading to degraded preservation on \mathcal{Q}^- . **Larger models require more data to register updates, reflecting lower short-term plasticity**, yet once modified they maintain stronger out-of-domain consistency, indicating more reliable preservation. Second, **branch-dependent upper bounds**. As shown in Figure 3c, different hierarchical branches exhibit distinct ceilings for achievable accuracy. Root-level edits/unlearning face a lower ceiling due to structural complexity and the need for coherent propagation across descendants. Intermediate-level branches achieve moderate ceilings. Leaf-level edits/unlearning can reach near-perfect in-domain accuracy with fewer examples, reflecting minimal propagation constraints. This reveals the effectiveness of updates is not uniform across the hierarchy: higher or more central nodes constrain achievable plasticity, while lower nodes allow maximal update with limited data.

5.2.3 Consistency–Capacity Trade-off

Most prior work (Li et al., 2025a; Park et al., 2025; Shi et al., 2024; Zhong et al., 2023) primarily assess whether the target fact is updated successfully, without probing inverse relations. To our knowledge, no prior work explicitly quantifies this type of cross-relation or hierarchical consistency. In this work, we define consistency as the model’s ability to maintain logical coherence across related knowledge after an intervention. Specifically, we test consistency by

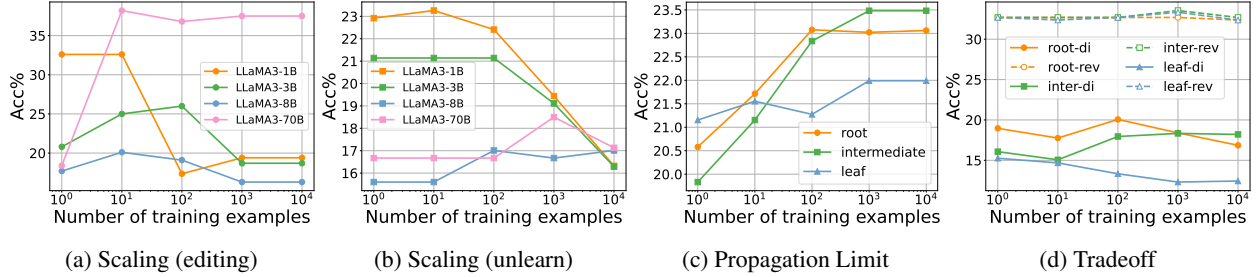


Figure 3: Plasticity scaling of the LLaMA3 family under (a) editing and (b) unlearning. (c) Propagation limits across three branches. (d) Consistency capacity tradeoff.

probing both the direct relation (e.g., “Paris is the capital of France”) and the inverse or complementary relation (e.g., “France has capital Paris”), as well as across hierarchical or semantically related branches. A consistent update should correctly modify the target knowledge while preserving these related facts.

We uncover a new phenomenon: **consistency collapses once data scale surpasses the model capacity**. We term this the *consistency–capacity trade-off*, observed both in relation–inverse relation pairs (e.g., *capital-of* vs. *has-capital*) and across hierarchical branches. As shown in Figure 3d, direct probes initially respond to interventions but plateau or degrade as training scale grows, whereas reverse probes remain stably high, indicating preservation of contradictory knowledge. The divergence defines a *consistency collapse point*, occurring earlier in lower branches (intermediate, leaf) than root. Editing typically achieves stronger local updates but triggers earlier global inconsistency; unlearning preserves broader consistency but rarely removes the targeted knowledge completely.

Representation and Efficiency. Table 1 shows the analysis of internal representations via Centered Kernel Alignment (CKA) (Kornblith et al., 2019), KL divergence, L2 distance and Fisher score (Zhang et al., 2022). The results show that unlearning exhibits abrupt phase transitions beyond a critical data scale, while editing induces smoother, localized adjustments (details in Section F). Computationally, unlearning is faster (e.g., ~ 0.2 h vs ~ 6 h for editing on 1,000 samples on an NVIDIA H100), reflecting its focus on stability over precise enforcement.

Consistency collapse is not only evident in output accuracy but also mirrored in representation dynamics and computational cost: editing maximizes factual enforcement at the expense of broader consistency and resources, whereas unlearning prioritizes stability and efficiency.

Table 1: Similarity scores for each model are independently normalized via a log–min–max transformation: a small positive offset ϵ is added, \log_{10} is applied, and the resulting values are linearly scaled to the $[0, 1]$ range.

Metric	Setting	1	10	100	1000	10000
KL	Unlearn	0.014	0.392	0.805	0.838	0.883
	Edit	0.140	0.522	0.606	0.647	0.652
L2	Unlearn	0.013	0.286	0.647	0.758	0.948
	Edit	0.054	0.368	0.507	0.628	0.633
Fisher	Unlearn	0.014	0.352	0.781	0.847	0.919
	Edit	0.101	0.438	0.552	0.641	0.647
CKA	Unlearn	0.917	0.861	0.566	0.576	0.692
	Edit	0.958	0.852	0.801	0.714	0.714

5.2.4 Subject-Dependent Knowledge Update

At the subject level, Figure 4a reveal that **knowledge updating is strongly subject-dependent**. Among the four subjects (biology, economics, history, and physics), **history consistently exhibits the lowest update accuracy**, sometimes remaining nearly unchanged even with large numbers of training examples. Other subjects update, in contrast, propagate more efficiently. This highlights a critical insight: evaluation benchmarks must account for **subject-specific difficulty**. Standard datasets (e.g., CounterFact (Meng et al., 2022a), ZsRE (Levy et al., 2017)) treat all domains equivalently, but our results indicate that certain knowledge domains, such as history, are significantly more resistant to modification. Consequently, subject-aware evaluation is essential for accurately assessing editing and unlearning performance in LLMs.

5.2.5 Contradictions and Conflict Rate

While residual belief (Elidan et al., 2012) is commonly used to evaluate whether interventions succeed in suppressing prior knowledge, it does not capture a critical failure mode: the emergence of *contradictions*. We therefore introduce a complementary metric, *conflict rate*, which measures the proportion of queries where the model simultaneously supports mutually inconsistent statements after intervention. For instance, a model may assert both “Paris is the capital of Germany” and “Paris is the capital of France” under different contexts. Figure 4b shows this metric exposes patterns that residual belief alone cannot: **editing often leads to higher conflict in related branches (over-spreading)**,

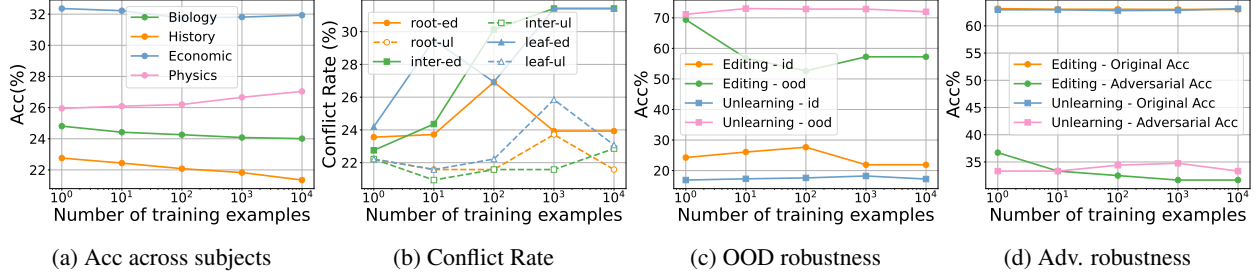


Figure 4: Robustness evaluation under multiple stress tests. (a) Out-of-distribution (OOD) vs. in-domain accuracy. (b) Adversarial robustness relative to original accuracy. (c) Instruction-following accuracy in free generation, judged by an LLM. (d) Hallucination tendency across interventions.

whereas unlearning tends to leave contradictions unresolved in upstream nodes (under-spreading). By explicitly quantifying such inconsistencies, conflict rate provides a fuller view of hidden instabilities and unintended side effects.

5.3 Analysis on Robustness

OOD robustness is tested using MMLU (Hendrycks et al., 2021). In the unified framework, in-domain probes Q^+ consist of questions from the same subject (e.g., updating facts about geography using geography questions), reflecting alignment with q_{target} . In contrast, out-of-domain (OOD) probes Q^- are drawn from unrelated subjects (e.g., updating geography facts but measuring performance on economics, history, or law), testing the model’s ability to preserve unrelated knowledge after the intervention. As shown in Figure 4c, **these objectives often conflict**. Unlearning preserves strong OOD accuracy (63–82%) but yields modest in-domain gains ($\leq 30\%$), while editing substantially boosts in-domain accuracy (up to 50–60% in economics) at the cost of OOD stability, especially in mid-sized models. Larger models reduce but do not eliminate this trade-off. Increasing training examples improves in-domain performance until gains plateau, and disciplines vary, with economics generalizing better and history proving more resistant. This trade-off reflects the balance between $\mathcal{L}_{\text{task}}$ and $\mathcal{L}_{\text{pres}}$: stronger enforcement on Q^+ tends to destabilize preservation on Q^- , highlighting the challenge of achieving both local fidelity and global robustness together.

We then measure adversarial robustness by exposing the model to misleading or deceptive inputs, such as probes combining unrelated concepts (Figure 4d). This assesses whether the optimization constraints maintain stability on preservation probes Q^- under stress (details in Section D.1).

5.4 Analysis on Fine-tuning

We further compare editing and unlearning with LoRA fine-tuning on Llama3-8B-Instruct to isolate method-level trade-offs. Figure 6a shows LoRA yields unstable ID accuracy, sometimes dropping to 12.5% at $k = 1000$. Scarce data lead to poor enforcement of target updates (Q^+) while undermining preservation (Q^-). Figure 6b shows OOD accuracy declining from 63.0% ($k = 1$) to 61.6% ($k = 1000$), indicating drift risks. Unlearning remains stable around 63%, preserving prior knowledge but limiting target success. Editing combines stability with low-data efficiency, boosting ID accuracy to 25% at $k = 10$ compared to 16.7% for LoRA and unlearning. In summary, editing balances new knowledge integration and preservation, LoRA risks drift, and unlearning is conservative but stable, explaining why we prefer editing/unlearning for continual updates.

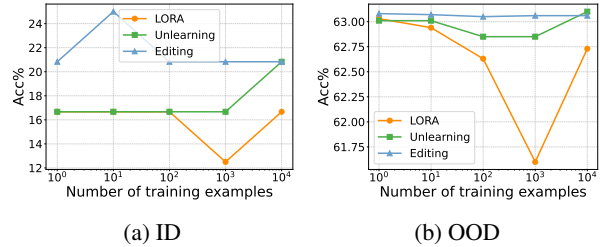


Figure 6: LoRA, Editing and Unlearning.

5.5 Failure Mode and Stress Testing

Existing studies describe errors such as incomplete forgetting or knowledge pollution in a fragmented way, without systematically characterizing the underlying mechanisms. Through our experiments on **open-ended question answering**, we observed that models fail for different reasons under editing and unlearning interventions. To capture these patterns, we propose a **Unified Failure Mode Taxonomy** that organizes observed errors into six categories (examples of each type in Section D.2): under-forgetting (RR), over-spreading (CCR), conflict emergence (contradictions between

Table 2: Percentage (%) of observed failures in editing and unlearning.

Failure Mode	Editing	Unlearning
Under-forgetting (RR)	20	35
Over-spreading (CCR)	35	15
Conflict emergence	30	12
Knowledge drift	18	10
Instruction-following drop	22	18
Hallucination increase	5	4

updated and related knowledge), knowledge drift (performance degradation on unrelated tasks), instruction-following drop (reduced ability to follow complex instructions), and hallucination increase.

Stress-testing evaluates the failure modes with open generation tasks, making the model show practical robustness and use gpt-4o to evaluate. Our results show that hallucination (evaluated on TruthfulQA (Lin et al., 2022)) remains stable, instruction-following (open generation) drops moderately, and CoT reasoning can improve edit generalization but may increase residual knowledge, complicating unlearning (details in Section C).

5.6 Theoretical Analysis

Our theoretical perspective connects the observed behaviors of editing and unlearning to their geometric effects on model representations. Let $W \in \mathbb{R}^{m \times n}$ denote a parameter matrix (e.g., attention or MLP projection), with singular value decomposition $W = U\Sigma V^\top$. An intervention updates W to $W' = U'\Sigma'V'^\top$. The difference between W and W' can be decomposed into two interpretable components:

- **Scaling effects.** Changes in singular values Σ'/Σ indicate amplification or attenuation of certain representational directions.
- **Rotational effects.** Differences in subspaces $\text{span}(U, V)$ vs. $\text{span}(U', V')$ reflect reorientation of features while preserving their magnitude.

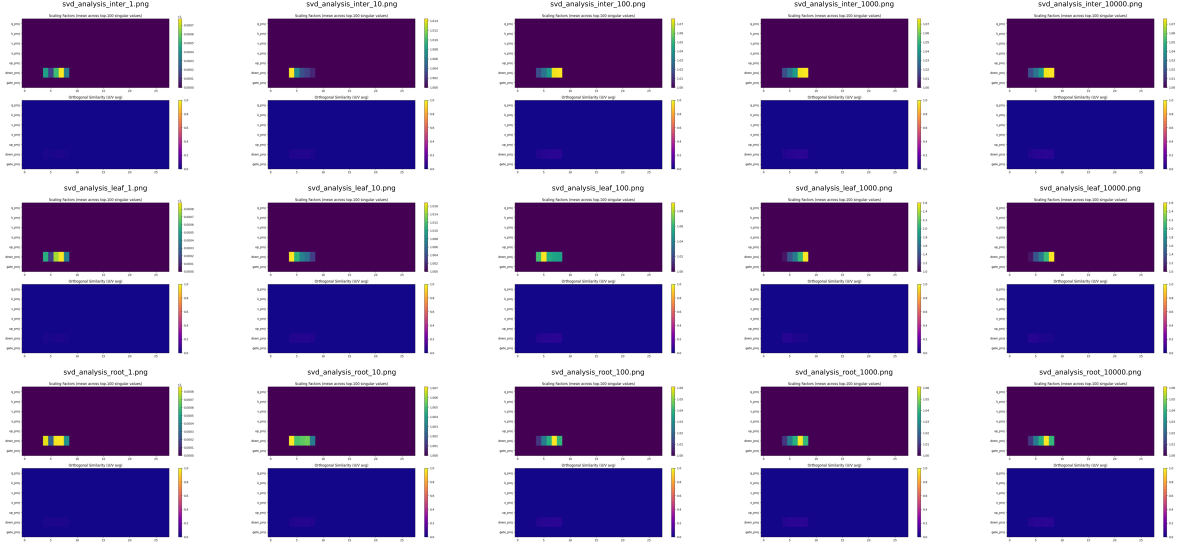
Editing as local rotation with mild rescaling. As shown in Figure 7a, editing primarily induces moderate rescaling of singular values while maintaining high orthogonal similarity between (U, V) and (U', V') across layers. This implies that editing preserves most of the representational geometry, redirecting specific factual directions through controlled rotations. Consequently, editing behaves like a *rotation-plus-scaling operator*: it reallocates emphasis toward new factual associations while retaining global coherence. This explains why editing achieves strong local enforcement but often *over-spreads* changes to nearby branches (high CCR in Section 5.2).

Unlearning as anisotropic scaling. By contrast, Figure 7b shows that unlearning produces sharper downscaling of singular values, with less stable alignment of U, V across layers. This indicates suppression of capacity in certain subspaces rather than a simple rotation. Thus, unlearning resembles an *attenuation operator*: it removes the ability to encode certain directions but does not reliably rotate them into new ones. This mechanism aligns with the observed *under-spreading* behavior (high RR in Section 5.2), where forgetting remains localized and fails to propagate fully across related nodes.

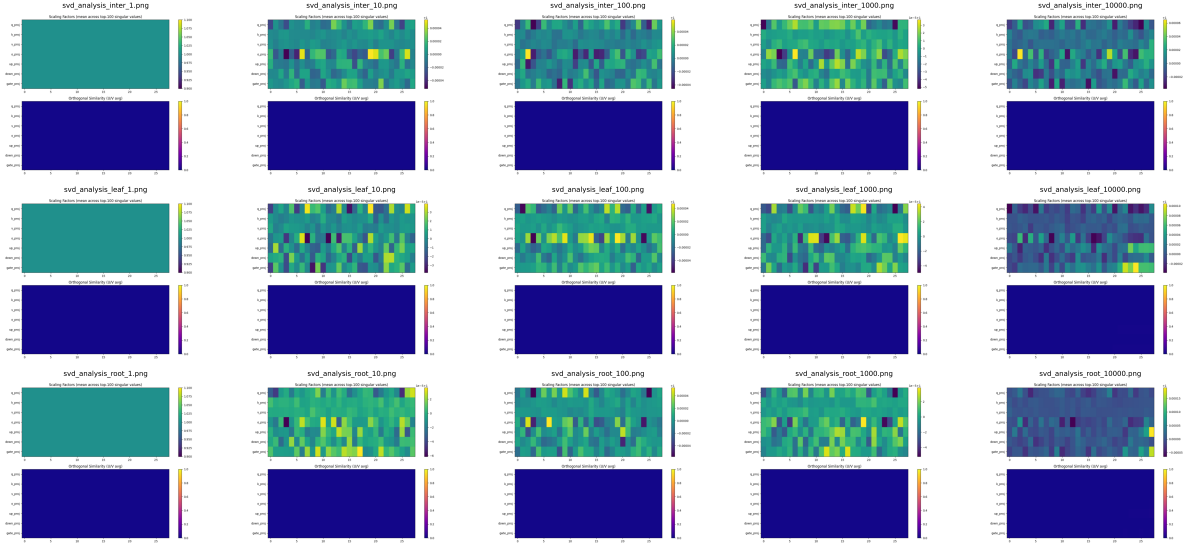
Hierarchy-dependent dynamics. Leaf-level interventions concentrate changes in later layers, supporting near-perfect local adaptation. Root-level interventions require distributed rotations and scalings across the network, introducing stricter ceilings on achievable accuracy. Intermediate nodes combine aspects of both. These theoretical patterns mirror our empirical findings on branch-dependent plasticity limits (Section 5.2.2).

5.7 Discussion

Our findings offer several potential directions for future research. (1) *Model updating*: Updates should employ dynamic, hierarchical control such as level- and relation-aware algorithms. Branch-specific strategies can also improve effectiveness: for leaf nodes, updates can use more data for higher accuracy, while root nodes may require less data. Data size should be carefully calibrated for global consistency. Moreover, models exhibit subject-dependent sensitivity, hence, update methods should account for differences across domains. (2) *Evaluation metrics*: The conflict rate offers a more nuanced assessment of models, capturing hidden inconsistencies and ensuring that updates improve the model more holistically rather than just for specific tasks. This mirrors human reasoning in the sense that humans also monitor



(a) Editing



(b) Unlearning

Figure 7: (Zoom for a better view) SVD-based geometric analysis of interventions. (a) Editing adjusts knowledge by gently rotating and slightly rescaling the representation space, preserving overall geometry while redirecting specific directions. (b) Unlearning, in contrast, acts by shrinking certain dimensions more aggressively, reducing the model’s capacity in those directions rather than rotating them.

for contradictions and coherence, but the analogy is descriptive rather than mechanistic. (3) *Foundation models*: Future models could be designed with layer-wise or tensor-wise modularity, enabling finer-grained control when applying updates. By building update-friendly architectures, such models would allow interventions to target specific branches or layers more effectively, improving both efficiency and consistency of knowledge updates.

Our work has several limitations. First, our experiments are based on four domains due to limited compute budget and could be expanded to more domains and multimodal models. Second, our unified framework does not give theoretical bound for propagation and consistency remains open. Third, the analysis is based on recent editing and unlearning approaches, which could be extended to other algorithms to gain more insights.

6 Conclusion

We introduced KnowledgeSmith to understand the knowledge updating mechanism in LLMs by unifying editing and unlearning. Our experiments highlight fundamental trade-offs, e.g., unlearning prioritizes stability and efficiency but yields modest enforcement, while editing enforces knowledge updates more effectively at the risk of destabilization and higher computational cost. We hope our benchmark and analysis can shed light on future research on LLM knowledge updating.

Future research will investigate hybrid datasets that combine information across all knowledge graph levels and domains to better guide LLM updates. We also aim to develop adaptive and hybrid strategies that leverage internal model representations to dynamically determine when and how to apply editing or unlearning.

Acknowledgment

This paper is partially supported by The Commonwealth Cyber Initiative (CCI) program (H-2Q25-020), William & Mary Faculty Research Award, and Modal Academic Compute Award. The authors acknowledge William & Mary Research Computing for providing computational resources and/or technical support that have contributed to the results reported within this paper. URL: <https://www.wm.edu/it/rc>.

Ethical and reproducibility statement

Ethics Statement

This work investigates knowledge editing and unlearning in large language models with the goal of improving our understanding of how models update and forget factual information. Our experiments are restricted to controlled benchmarks, including publicly available datasets and synthetic data that we release. We do not use sensitive, private, or personally identifiable information. While the methods studied could, in principle, be misused to manipulate model knowledge for harmful purposes, our intention is purely scientific, and we have limited our scope to safe, non-sensitive settings. All pretrained models used in this study are publicly available and used in accordance with their licenses. We believe our work contributes to safer, more transparent, and more responsible approaches to model editing and unlearning.

Reproducibility Statement

We have made every effort to ensure the reproducibility of our results. All datasets used are publicly available or synthetically generated; details of dataset construction, splits, and preprocessing are provided in Section A. Model architectures, and evaluation metrics are fully described. Our implementation builds on open-source frameworks (e.g., PyTorch, HuggingFace Transformers, vLLM), and we will release the configuration files and synthetic benchmark data upon publication.

References

- Charith Chandra Sai Balne, Sreyoshi Bhaduri, Tamoghna Roy, Vinija Jain, and Aman Chadha. Parameter efficient fine tuning: A comprehensive analysis across applications, 2024. URL <https://arxiv.org/abs/2404.13506>.
- Thomas Baumhauer, Pascal Schöttle, and Matthias Zeppelzauer. Machine unlearning: Linear filtration for logit-based classifiers. *Machine Learning*, 111(9):3203–3226, 2022.
- Nicola De Cao, Wilker Aziz, and Ivan Titov. Editing factual knowledge in language models, 2021. URL <https://arxiv.org/abs/2104.08164>.
- Qizhou Chen, Taolin Zhang, Xiaofeng He, Dongyang Li, Chengyu Wang, Longtao Huang, and Hui Xue’. Lifelong knowledge editing for LLMs with retrieval-augmented continuous prompt learning. In Yaser Al-Onaizan, Mohit Bansal, and Yun-Nung Chen (eds.), *Proceedings of the 2024 Conference on Empirical Methods in Natural Language*

- Processing*, pp. 13565–13580, Miami, Florida, USA, November 2024. Association for Computational Linguistics. doi: 10.18653/v1/2024.emnlp-main.751. URL <https://aclanthology.org/2024.emnlp-main.751/>.
- DeepSeek-AI. Deepseek-r1: Incentivizing reasoning capability in llms via reinforcement learning, 2025. URL <https://arxiv.org/abs/2501.12948>.
- Gal Elidan, Ian McGraw, and Daphne Koller. Residual belief propagation: Informed scheduling for asynchronous message passing. *arXiv preprint arXiv:1206.6837*, 2012.
- Junfeng Fang, Houcheng Jiang, Kun Wang, Yunshan Ma, Shi Jie, Xiang Wang, Xiangnan He, and Tat seng Chua. Alphaedit: Null-space constrained knowledge editing for language models, 2025. URL <https://arxiv.org/abs/2410.02355>.
- Giorgos Flouris, Dimitris Manakanatas, Haridimos Kondylakis, Dimitris Plexousakis, and Grigoris Antoniou. Ontology change: classification and survey. *The Knowledge Engineering Review*, 23(2):117–152, 2008.
- Zorik Gekhman, Gal Yona, Roei Aharoni, Matan Eyal, Amir Feder, Roi Reichart, and Jonathan Herzig. Does fine-tuning llms on new knowledge encourage hallucinations?, 2024. URL <https://arxiv.org/abs/2405.05904>.
- Antonio Ginart, Melody Guan, Gregory Valiant, and James Y Zou. Making ai forget you: Data deletion in machine learning. *Advances in neural information processing systems*, 32, 2019.
- Aditya Golatkar, Alessandro Achille, and Stefano Soatto. Forgetting outside the box: Scrubbing deep networks of information accessible from input-output observations. In *European Conference on Computer Vision*, pp. 383–398. Springer, 2020.
- Quanquan Gu, Zhenhui Li, and Jiawei Han. Generalized fisher score for feature selection. *arXiv preprint arXiv:1202.3725*, 2012.
- Chuan Guo, Tom Goldstein, Awni Hannun, and Laurens Van Der Maaten. Certified data removal from machine learning models. *arXiv preprint arXiv:1911.03030*, 2019.
- Akshat Gupta, Anurag Rao, and Gopala Anumanchipalli. Model editing at scale leads to gradual and catastrophic forgetting, 2024. URL <https://arxiv.org/abs/2401.07453>.
- Thomas Hartvigsen, Swami Sankaranarayanan, Hamid Palangi, Yoon Kim, and Marzyeh Ghassemi. Aging with grace: Lifelong model editing with discrete key-value adaptors. In *Advances in Neural Information Processing Systems*, 2023.
- Dan Hendrycks, Collin Burns, Steven Basart, Andy Zou, Mantas Mazeika, Dawn Song, and Jacob Steinhardt. Measuring massive multitask language understanding, 2021. URL <https://arxiv.org/abs/2009.03300>.
- Yihuai Hong, Yuelin Zou, Lijie Hu, Ziqian Zeng, Di Wang, and Haiqin Yang. Dissecting fine-tuning unlearning in large language models, 2024. URL <https://arxiv.org/abs/2410.06606>.
- Edward J Hu, Yelong Shen, Phillip Wallis, Zeyuan Allen-Zhu, Yuanzhi Li, Shean Wang, Lu Wang, Weizhu Chen, et al. Lora: Low-rank adaptation of large language models. *ICLR*, 1(2):3, 2022.
- Zachary Izzo, Mary Anne Smart, Kamalika Chaudhuri, and James Zou. Approximate data deletion from machine learning models. In *International conference on artificial intelligence and statistics*, pp. 2008–2016. PMLR, 2021.
- Matthew Jagielski, Om Thakkar, Florian Tramèr, Daphne Ippolito, Katherine Lee, Nicholas Carlini, Eric Wallace, Shuang Song, Abhradeep Thakurta, Nicolas Papernot, et al. Measuring forgetting of memorized training examples. *arXiv preprint arXiv:2207.00099*, 2022.
- Albert Q. Jiang, Alexandre Sablayrolles, Arthur Mensch, Chris Bamford, Devendra Singh Chaplot, Diego de las Casas, Florian Bressand, Gianna Lengyel, Guillaume Lample, Lucile Saulnier, L  lio Renard Lavaud, Marie-Anne Lachaux, Pierre Stock, Teven Le Scao, Thibaut Lavril, Thomas Wang, Timoth  e Lacroix, and William El Sayed. Mistral 7b, 2023. URL <https://arxiv.org/abs/2310.06825>.

- Dahyun Jung, Jaehyung Seo, Jaewook Lee, Chanjun Park, and Heuseok Lim. Come: An unlearning-based approach to conflict-free model editing. *arXiv preprint arXiv:2502.15826*, 2025.
- Kabir Khan, Priya Sharma, Arjun Mehta, Neha Gupta, and Ravi Narayanan. Dysk-attn: A framework for efficient, real-time knowledge updating in large language models via dynamic sparse knowledge attention, 2025. URL <https://arxiv.org/abs/2508.07185>.
- Simon Kornblith, Mohammad Norouzi, Honglak Lee, and Geoffrey Hinton. Similarity of neural network representations revisited. In *International conference on machine learning*, pp. 3519–3529. PMIR, 2019.
- Omer Levy, Minjoon Seo, Eunsol Choi, and Luke Zettlemoyer. Zero-shot relation extraction via reading comprehension. *arXiv preprint arXiv:1706.04115*, 2017.
- Xiang Li, Wenqi Wei, and Bhavani Thuraisingham. Mubox: A critical evaluation framework of deep machine unlearning [systematization of knowledge paper]. In *Proceedings of the 30th ACM Symposium on Access Control Models and Technologies*, pp. 175–188, 2025a.
- Zexi Li, Xiangzhu Wang, William F Shen, Meghdad Kurmanji, Xinchu Qiu, Dongqi Cai, Chao Wu, and Nicholas D Lane. Editing as unlearning: Are knowledge editing methods strong baselines for large language model unlearning? *arXiv preprint arXiv:2505.19855*, 2025b.
- Stephanie Lin, Jacob Hilton, and Owain Evans. Truthfulqa: Measuring how models mimic human falsehoods, 2022. URL <https://arxiv.org/abs/2109.07958>.
- Lihui Liu, Zihao Wang, Jiaxin Bai, Yangqiu Song, and Hanghang Tong. New frontiers of knowledge graph reasoning: Recent advances and future trends. In *Companion Proceedings of the ACM Web Conference 2024*, pp. 1294–1297, 2024.
- Shirley Mark, Rani Moran, Thomas Parr, Steve W Kennerley, and Timothy EJ Behrens. Transferring structural knowledge across cognitive maps in humans and models. *Nature communications*, 11(1):4783, 2020.
- Elan Markowitz, Anil Ramakrishna, Ninareh Mehrabi, Charith Peris, Rahul Gupta, Kai-Wei Chang, and Aram Galstyan. K-edit: Language model editing with contextual knowledge awareness, 2025. URL <https://arxiv.org/abs/2502.10626>.
- Kevin Meng, David Bau, Alex Andonian, and Yonatan Belinkov. Locating and editing factual associations in gpt. *Advances in neural information processing systems*, 35:17359–17372, 2022a.
- Kevin Meng, Arnab Sen Sharma, Alex Andonian, Yonatan Belinkov, and David Bau. Mass-editing memory in a transformer. *arXiv preprint arXiv:2210.07229*, 2022b.
- Meta. The llama 3 herd of models, 2024. URL <https://arxiv.org/abs/2407.21783>.
- Eric Mitchell, Charles Lin, Antoine Bosselut, Chelsea Finn, and Christopher D Manning. Fast model editing at scale. *arXiv preprint arXiv:2110.11309*, 2021.
- Eric Mitchell, Charles Lin, Antoine Bosselut, Christopher D Manning, and Chelsea Finn. Memory-based model editing at scale. In Kamalika Chaudhuri, Stefanie Jegelka, Le Song, Csaba Szepesvari, Gang Niu, and Sivan Sabato (eds.), *Proceedings of the 39th International Conference on Machine Learning*, volume 162 of *Proceedings of Machine Learning Research*, pp. 15817–15831. PMLR, 17–23 Jul 2022. URL <https://proceedings.mlr.press/v162/mitchell22a.html>.
- Andrew Y Ng. Feature selection, l_1 vs. l_2 regularization, and rotational invariance. In *Proceedings of the twenty-first international conference on Machine learning*, pp. 78, 2004.
- Oded Ovadia, Menachem Brief, Moshik Mishaelli, and Oren Elisha. Fine-tuning or retrieval? comparing knowledge injection in llms, 2024. URL <https://arxiv.org/abs/2312.05934>.
- Haewon Park, Gyubin Choi, Minjun Kim, and Yohan Jo. Context-robust knowledge editing for language models, 2025. URL <https://arxiv.org/abs/2505.23026>.

- Heiko Paulheim. Knowledge graph refinement: A survey of approaches and evaluation methods. *Semantic web*, 8(3): 489–508, 2016.
- Martin Pawelczyk, Seth Neel, and Himabindu Lakkaraju. In-context unlearning: Language models as few-shot unlearners. In Ruslan Salakhutdinov, Zico Kolter, Katherine Heller, Adrian Weller, Nuria Oliver, Jonathan Scarlett, and Felix Berkenkamp (eds.), *Proceedings of the 41st International Conference on Machine Learning*, volume 235 of *Proceedings of Machine Learning Research*, pp. 40034–40050. PMLR, 21–27 Jul 2024. URL <https://proceedings.mlr.press/v235/pawelczyk24a.html>.
- Weijia Shi, Jaechan Lee, Yangsibo Huang, Sadhika Malladi, Jieyu Zhao, Ari Holtzman, Daogao Liu, Luke Zettlemoyer, Noah A Smith, and Chiyuan Zhang. Muse: Machine unlearning six-way evaluation for language models. *CoRR*, 2024.
- Anton Sinitin, Vsevolod Plokhotnyuk, Dmitriy Pyrkin, Sergei Popov, and Artem Babenko. Editable neural networks, 2020. URL <https://arxiv.org/abs/2004.00345>.
- Gemma Team. Gemma: Open models based on gemini research and technology, 2024. URL <https://arxiv.org/abs/2403.08295>.
- Qwen Team. Qwq-32b: Embracing the power of reinforcement learning, March 2025a. URL <https://qwenlm.github.io/blog/qwq-32b/>.
- Qwen Team. Qwen3 technical report, 2025b. URL <https://arxiv.org/abs/2505.09388>.
- Lukas Thede, Karsten Roth, Matthias Bethge, Zeynep Akata, and Tom Hartvigsen. Understanding the limits of lifelong knowledge editing in llms, 2025. URL <https://arxiv.org/abs/2503.05683>.
- Anvith Thudi, Gabriel Deza, Varun Chandrasekaran, and Nicolas Papernot. Unrolling sgd: Understanding factors influencing machine unlearning. In *2022 IEEE 7th European Symposium on Security and Privacy (EuroS&P)*, pp. 303–319. IEEE, 2022.
- Peng Wang, Zexi Li, Ningyu Zhang, Ziwen Xu, Yunzhi Yao, Yong Jiang, Pengjun Xie, Fei Huang, and Huajun Chen. Wise: Rethinking the knowledge memory for lifelong model editing of large language models. *arXiv preprint arXiv:2405.14768*, 2024.
- Zihao Wei, Liang Pang, Hanxing Ding, Jingcheng Deng, Huawei Shen, and Xueqi Cheng. Stable knowledge editing in large language models, 2024. URL <https://arxiv.org/abs/2402.13048>.
- Haoming Xu, Ningyuan Zhao, Liming Yang, Sendong Zhao, Shumin Deng, Mengru Wang, Bryan Hooi, Nay Oo, Huajun Chen, and Ningyu Zhang. Relearn: Unlearning via learning for large language models. *arXiv preprint arXiv:2502.11190*, 2025.
- Wenli Yang, Lilian Some, Michael Bain, and Byeong Kang. A comprehensive survey on integrating large language models with knowledge-based methods. *Knowledge-Based Systems*, pp. 113503, 2025.
- Jin Yao, Eli Chien, Minxin Du, Xinyao Niu, Tianhao Wang, Zezhou Cheng, and Xiang Yue. Machine unlearning of pre-trained large language models. In Lun-Wei Ku, Andre Martins, and Vivek Srikumar (eds.), *Proceedings of the 62nd Annual Meeting of the Association for Computational Linguistics (Volume 1: Long Papers)*, pp. 8403–8419, Bangkok, Thailand, August 2024. Association for Computational Linguistics. doi: 10.18653/v1/2024.acl-long.457. URL <https://aclanthology.org/2024.acl-long.457/>.
- Yunzhi Yao, Peng Wang, Bozhong Tian, Siyuan Cheng, Zhoubo Li, Shumin Deng, Huajun Chen, and Ningyu Zhang. Editing large language models: Problems, methods, and opportunities. In Houda Bouamor, Juan Pino, and Kalika Bali (eds.), *Proceedings of the 2023 Conference on Empirical Methods in Natural Language Processing*, pp. 10222–10240, Singapore, December 2023a. Association for Computational Linguistics. doi: 10.18653/v1/2023.emnlp-main.632. URL <https://aclanthology.org/2023.emnlp-main.632/>.
- Yunzhi Yao, Peng Wang, Bozhong Tian, Siyuan Cheng, Zhoubo Li, Shumin Deng, Huajun Chen, and Ningyu Zhang. Editing large language models: Problems, methods, and opportunities. *arXiv preprint arXiv:2305.13172*, 2023b.

- Ningyu Zhang, Yunzhi Yao, Bozhong Tian, Peng Wang, Shumin Deng, Mengru Wang, Zekun Xi, Shengyu Mao, Jintian Zhang, Yuansheng Ni, et al. A comprehensive study of knowledge editing for large language models. *arXiv preprint arXiv:2401.01286*, 2024.
- Ruixiang Zhang, Shuangfei Zhai, Etai Littwin, and Josh Susskind. Learning representation from neural fisher kernel with low-rank approximation. *arXiv preprint arXiv:2202.01944*, 2022.
- Zihan Zhang, Meng Fang, Ling Chen, Mohammad-Reza Namazi-Rad, and Jun Wang. How do large language models capture the ever-changing world knowledge? a review of recent advances. *arXiv preprint arXiv:2310.07343*, 2023.
- Ce Zheng, Lei Li, Qingxiu Dong, Yuxuan Fan, Zhiyong Wu, Jingjing Xu, and Baobao Chang. Can we edit factual knowledge by in-context learning? *arXiv preprint arXiv:2305.12740*, 2023.
- Zexuan Zhong, Zhengxuan Wu, Christopher D Manning, Christopher Potts, and Danqi Chen. Mquake: Assessing knowledge editing in language models via multi-hop questions. *arXiv preprint arXiv:2305.14795*, 2023.
- Chen Zhu, Ankit Singh Rawat, Manzil Zaheer, Srinadh Bhojanapalli, Daliang Li, Felix Yu, and Sanjiv Kumar. Modifying memories in transformer models. *arXiv preprint arXiv:2012.00363*, 2020.

Appendix

KnowledgeSmith: Uncovering Knowledge Updating in LLMs with Model Editing and Unlearning

Contents

A	Data Generation Example and Pipeline	17
A.1	Knowledge Point and Knowledge Graph (KG)	17
A.2	Template Generation	17
A.3	Prompting GPT for Question Generation	17
A.4	Probe Types	19
A.5	Multiple-Choice Formatting and Data Records	19
A.6	Quality Control	19
A.7	Domain and Sample Granularity	19
B	Propagation Asymmetry Metrics and Algorithm	21
C	Stress Testing	21
D	Robustness and Failure Mode	22
D.1	Adversarial Robustness Analysis	22
D.2	Failure Mode Examples	22
E	Accuracy Result	23
F	Model Similarity Result	23
G	LLM usage	38

A Data Generation Example and Pipeline

To make our pipeline transparent, we provide an end-to-end example showing how a single knowledge point expands into a large set of evaluation items, emphasizing hierarchical structure and controlled fact editing.

A.1 Knowledge Point and Knowledge Graph (KG)

We illustrate how a knowledge point can be represented as a triple and anchored at different levels of the knowledge graph. Table 3 shows one example from each domain.

Table 3: Examples of knowledge triples and anchoring across different levels of the KG hierarchy.

Domain	Example Triple	KG (Root → Intermediate → Leaf)
Biology	(DNA double helix, discovered_in, 1953)	Root: concept of DNA structure → role in molecular biology and genetics → link to genetics/medicine/biotech applications
Economics	(Phillips curve, describes, inflation–unemployment relationship)	Root: economic trade-offs → macroeconomic models of inflation and unemployment → policy debates on stagflation and monetary policy
History	(Declaration of Independence, signed_in, 1776)	Root: revolutions and independence movements → American Revolutionary era → specific events such as the Continental Congress or early U.S. governance
Physics	(Theory of General Relativity, published_in, 1915)	Root: fundamental physics theories → spacetime and gravitation framework → applications such as black holes, gravitational waves, or GPS corrections

This fact is anchored at three levels of the knowledge graph:

- **Root:** broad, domain-level understanding.
- **Intermediate:** contextual understanding, including its role and implications.
- **Leaf:** fine-grained, specific questions.

A.2 Template Generation

For the selected fact, we generate multiple question templates per KG level, capturing different aspects of the fact (definition, role, context, and application).

- **Root-level templates:** Broad factual or conceptual questions.
- **Intermediate-level templates:** Questions about domain implications, causal relationships, and contextual applications.
- **Leaf-level templates:** Specific, field-dependent scenarios where the fact influences outcomes or knowledge in that domain.

An example of generated templates is shown in Table 4, where leaf-level templates are instantiated with different fields (e.g., genetics, medicine).

A.3 Prompting GPT for Question Generation

Our pipeline for generating evaluation questions follows these steps:

1. **Knowledge Graph Generation:** GPT is prompted to generate a structured KG for the target domain. Nodes represent root, intermediate, and leaf-level knowledge.
2. **Fact Selection:** From the KG, a single fact is selected (e.g., (DNA double helix, discovered_in, 1953)) to anchor all subsequent questions.
3. **Template Generation:** GPT is prompted to produce multiple templated question forms surrounding the fact. Templates vary in phrasing, style, and emphasis, covering definition, context, role, and applications.
4. **Level-Specific Question Generation:** Each template is input to GPT with instructions specifying the desired KG level (root, intermediate, leaf). Example prompts:

Table 4: QA templates for four knowledge points across Biology, Economics, History, and Physics.

Level	Biology: <i>DNA double helix</i>	Economics: <i>Phillips curve</i>	History: <i>Declaration of Independence (1776)</i>	Physics: <i>General Relativity (1915)</i>
Root-level	<p>What is the DNA double helix?</p> <p>Who discovered the DNA double helix?</p> <p>When was the DNA double helix discovered?</p> <p>What does the DNA double helix describe?</p> <p>Why is the DNA double helix important in biology?</p> <p>What shape is the DNA double helix?</p> <p>What was learned from the DNA double helix?</p> <p>Which scientists worked on the DNA double helix?</p>	<p>What is the Phillips curve?</p> <p>What relationship does the Phillips curve describe?</p> <p>Who proposed the Phillips curve?</p> <p>When was the Phillips curve introduced?</p> <p>Why is the Phillips curve important in economics?</p> <p>How is the Phillips curve used in macroeconomics?</p> <p>What does the Phillips curve imply about inflation and unemployment?</p> <p>Which countries have applied the Phillips curve concept?</p>	<p>What is the Declaration of Independence?</p> <p>When was the Declaration of Independence signed?</p> <p>Who signed the Declaration of Independence?</p> <p>Why was the Declaration of Independence created?</p> <p>What does the Declaration of Independence proclaim?</p> <p>Which country declared independence in 1776?</p> <p>What historical context led to the Declaration of Independence?</p> <p>Why is the Declaration of Independence important in history?</p>	<p>What is the Theory of General Relativity?</p> <p>Who proposed the Theory of General Relativity?</p> <p>When was the Theory of General Relativity published?</p> <p>Why is the Theory of General Relativity important?</p> <p>What does the Theory of General Relativity describe?</p> <p>How does General Relativity differ from Newtonian physics?</p> <p>What are the key concepts in General Relativity?</p> <p>Which experiments confirmed General Relativity?</p>
Intermediate	<p>How did the DNA double helix change molecular biology?</p> <p>What discoveries followed the DNA double helix?</p> <p>What role did the DNA double helix play in genetics?</p> <p>How did the DNA double helix influence medical research?</p> <p>What techniques confirmed the DNA double helix?</p> <p>How is the DNA double helix taught in schools?</p> <p>What reaction did scientists have to the DNA double helix?</p> <p>How did the DNA double helix affect other fields of science?</p>	<p>How does the Phillips curve affect monetary policy?</p> <p>What criticisms exist for the Phillips curve?</p> <p>How did the Phillips curve shape economic thought?</p> <p>How does the Phillips curve relate to inflation targeting?</p> <p>What data supports or contradicts the Phillips curve?</p> <p>How do economists interpret the Phillips curve over time?</p> <p>How does the Phillips curve influence labor market policies?</p> <p>How is the Phillips curve taught in universities?</p>	<p>How did the Declaration of Independence influence the American Revolution?</p> <p>What ideas from the Enlightenment are in the Declaration?</p> <p>How did other countries react to the Declaration?</p> <p>What role did the Declaration play in forming the U.S. government?</p> <p>How was the Declaration received by the British crown?</p> <p>What debates occurred during the drafting of the Declaration?</p> <p>How did the Declaration impact colonial society?</p> <p>How is the Declaration taught in schools?</p>	<p>How did General Relativity influence modern physics?</p> <p>What role does General Relativity play in cosmology?</p> <p>How does General Relativity explain gravity?</p> <p>How was General Relativity received by the scientific community?</p> <p>How does General Relativity relate to black holes?</p> <p>How is General Relativity taught in universities?</p> <p>What mathematical tools are used in General Relativity?</p> <p>How does General Relativity affect GPS technology?</p>
Leaf-level	<p>How did the DNA double helix influence research in genetics?</p> <p>What impact did the DNA double helix have in medicine?</p> <p>How was forensic science affected by the DNA double helix?</p> <p>In evolutionary biology, what role did the DNA double helix play?</p> <p>Why did biotechnology change after the DNA double helix?</p> <p>What does public health owe to the DNA double helix?</p> <p>How did the DNA double helix influence research in anthropology?</p> <p>What impact did the DNA double helix have in bioinformatics?</p> <p>How was drug development affected by the DNA double helix?</p> <p>In agriculture, what role did the DNA double helix play?</p>	<p>How does the Phillips curve explain stagflation in the 1970s?</p> <p>How did the Phillips curve influence central bank decisions?</p> <p>How is unemployment measured in relation to the Phillips curve?</p> <p>What role did the Phillips curve play in New Keynesian economics?</p> <p>How do different countries' experiences validate the Phillips curve?</p> <p>What empirical models are used to test the Phillips curve?</p> <p>How does the Phillips curve relate to wage inflation?</p> <p>How did the Phillips curve inform fiscal policy during recessions?</p> <p>How is the Phillips curve applied in modern macroeconomic forecasting?</p> <p>How does the Phillips curve interact with supply shocks?</p>	<p>Which founding fathers were key authors of the Declaration?</p> <p>How did the Declaration affect slavery debates in the U.S.?</p> <p>What role did the Declaration play in the Revolutionary War?</p> <p>How were the colonies mobilized after the Declaration?</p> <p>How did newspapers and pamphlets spread the Declaration?</p> <p>What influence did the Declaration have on other independence movements?</p> <p>How did international law view the Declaration at the time?</p> <p>How did the Declaration inspire subsequent U.S. legislation?</p> <p>How did the Declaration affect Native American relations?</p> <p>How did the Declaration shape early U.S. political parties?</p>	<p>How did General Relativity predict the bending of light?</p> <p>How was General Relativity confirmed during the 1919 solar eclipse?</p> <p>How does General Relativity influence gravitational wave research?</p> <p>How did General Relativity impact quantum theory?</p> <p>How does General Relativity affect modern cosmological models?</p> <p>How do black hole studies rely on General Relativity?</p> <p>How does General Relativity explain time dilation near massive objects?</p> <p>How did General Relativity change our understanding of space-time?</p> <p>How does General Relativity relate to the expansion of the universe?</p> <p>How are relativistic effects measured in particle accelerators?</p>

Root-level Prompt

Knowledge fact: “DNA double helix is a fundamental concept in molecular biology.”

Generate 3 multiple-choice questions targeting broad, domain-level understanding (root-level). Each question should have 4 answer options (A, B, C, D), one correct answer, and 3 plausible distractors.

Intermediate-level Prompt

Knowledge fact: “DNA double helix discovery influenced the field of genetics.”

Generate 3 multiple-choice questions targeting intermediate-level understanding using the same format.

Leaf-level Prompt

Knowledge fact: “DNA double helix was discovered in 1953 by Watson and Crick.”

Generate 3 multiple-choice questions targeting leaf-level understanding (specific facts). Ensure 4 answer options, one correct answer, and 3 plausible distractors.

A.4 Probe Types

From each generated question template, we derive six probe types to evaluate different aspects of model behavior:

- **Direct Probe:** Queries the target fact in its canonical direction.
- **Reverse Probe:** Queries the fact in the inverted relation to test bidirectional consistency.
- **Multi-hop Probe:** Tests knowledge propagation by asking indirectly via intermediate nodes.
- **Contextual Probe:** Embeds the fact in a rich or distractor-laden context.
- **Conflict Probe:** Presents contradictory or competing information to assess resolution.
- **Comparison Probe:** Forces a choice between multiple candidates to evaluate selective updating.

Example prompts for the four subjects are shown in Table 5.

A.5 Multiple-Choice Formatting and Data Records

All probes are formatted as four-choice QA items consistent with MMLU. Distractors are created via entity substitution and paraphrasing. An example for the four subjects is shown in Table 6

A.6 Quality Control

Items undergo:

1. Format validation (4 options, 1 correct answer)
2. Factual validation against the KG
3. Distractor validation (plausible yet incorrect)

Manual spot checks ensure grammaticality and factual correctness; GPT-generated distractors are cross-checked with encyclopedic sources.

A.7 Domain and Sample Granularity

Domains include **Biology**, **History**, **Physics**, and **Economics**, each curated into a structured KG. Our study focuses on modifying one fact at a time; all QA items are anchored on this fact. Multiple templates per node level, probe types, paraphrases, and varying data scales (1, 10, 100, 1,000, 10,000) allow a single fact to generate up to millions of QA items for large-scale evaluation.

Table 5: Example probes across four subject domains, illustrating six probe types.

Subject	Example Probes
Biology (DNA double helix)	Direct: When was the DNA double helix discovered? Reverse: Which molecule's structure was determined in 1953 as a double helix? Multi-hop: Who were the key scientists whose discovery of the DNA structure influenced modern genetics? Contextual: The DNA double helix discovery transformed molecular biology. In which year was this breakthrough made? Conflict: Some sources claim 1952, others 1953. Which year is correct? Comparison: Was the DNA double helix discovered in 1953 or 1955?
Economics (Phillips curve)	Direct: What relationship does the Phillips curve describe? Reverse: Which economic principle captures the link between inflation and unemployment? Multi-hop: Which macroeconomic models rely on understanding the inflation-unemployment trade-off? Contextual: The Phillips curve has shaped monetary policy debates. What relationship does it represent? Conflict: Some argue it holds only short-term, others claim long-term relevance. Which is correct? Comparison: Does the Phillips curve describe inflation-unemployment or wage-productivity trade-offs?
History (Declaration of Independence)	Direct: In what year was the Declaration of Independence signed? Reverse: Which historical document was signed in 1776? Multi-hop: Which events or congresses led to the signing of the Declaration? Contextual: Amid the Revolutionary era, the Declaration was signed. Which year did this occur? Conflict: Some accounts state July 2, others July 4. Which is correct? Comparison: Was the Declaration signed in 1776 or 1777?
Physics (General Relativity)	Direct: In what year did Einstein publish the theory of General Relativity? Reverse: Which scientist published General Relativity in 1915? Multi-hop: Which subsequent physics phenomena were explained following Einstein's publication? Contextual: General Relativity transformed our understanding of space-time. When was it published? Conflict: Some sources claim 1915, others 1916. Which is correct? Comparison: Did Einstein publish General Relativity in 1915 or 1920?

Table 6: Compact multiple-choice probes across four subjects. Correct answers indicated.

Subject	Example Multiple Choice
Biology (DNA double helix)	Q: When was the DNA double helix discovered? A. 1953 (Correct) B. 1955 C. 1962 D. 1947
Economics (Phillips curve)	Q: What relationship does the Phillips curve describe? A. Inflation vs. unemployment (Correct) B. Wage vs. productivity C. Interest rate vs. investment D. Savings vs. consumption
History (Declaration of Independence)	Q: In what year was the Declaration of Independence signed? A. 1776 (Correct) B. 1775 C. 1777 D. 1781
Physics (General Relativity)	Q: In what year did Einstein publish the theory of General Relativity? A. 1915 (Correct) B. 1920 C. 1912 D. 1918

B Propagation Asymmetry Metrics and Algorithm

To quantify over- vs. under-spreading rigorously, we define:

$$\text{Collateral Change Ratio (CCR)} = \frac{1}{|\mathcal{Q}_{\text{related}}|} \sum_{x \in \mathcal{Q}_{\text{related}}} d(p_{\theta'}(\cdot | x), p_{\theta}(\cdot | x)), \quad (4)$$

$$\text{Residual Retention (RR)} = \frac{1}{|\mathcal{Q}_{\text{related}}|} \sum_{x \in \mathcal{Q}_{\text{related}}} \mathbf{1}[\hat{y}_{\theta'}(x) = y_{\theta}(x)], \quad (5)$$

where $\mathcal{Q}_{\text{related}}$ denotes structurally related probes, p_{θ} and $p_{\theta'}$ are predictions before and after intervention, and $d(\cdot, \cdot)$ is a distance metric (KL, label change, etc.).

Propagation Evaluation Algorithm:

1. Select a target node at hierarchy level L .
2. Apply editing or unlearning to the node.
3. Measure direct accuracy on target node (Acc_{direct}).
4. Measure multi-hop accuracy on related nodes ($Acc_{\text{multi-hop}}$).
5. Compute CCR and RR metrics:
 - Editing: $1 - Acc_{\text{multi-hop}}$ as proxy for over-spreading.
 - Unlearning: $Acc_{\text{multi-hop}}$ as proxy for under-spreading.
6. Repeat for all hierarchy levels and average over domains.

C Stress Testing

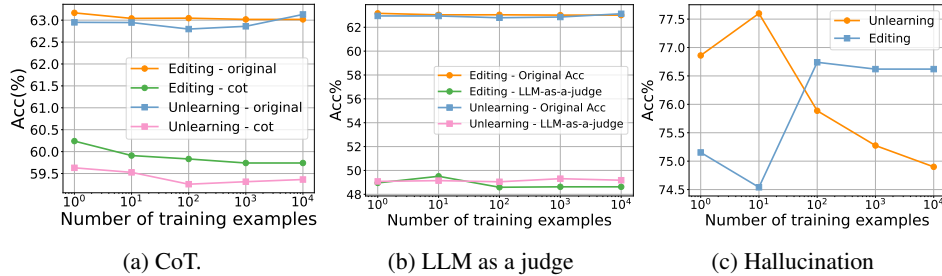


Figure 8: Stress testing.

We evaluate *instruction-following* ability (Figure 8b) and *hallucination* on the TruthfulQA (Lin et al., 2022) dataset (Figure 8c), testing whether the parameter update $\theta \rightarrow \theta'$ preserves desired behavior when executing complex tasks. These evaluations provide a comprehensive view of how the unified framework constrains model updates, ensuring both local alignment with target distributions and global reliability across diverse scenarios.

For **hallucination**, the average accuracy across data scales for unlearning is 76.0%, and for editing is 76.1%, with standard deviations of 0.87 and 0.91 respectively. This indicates that **both editing and unlearning maintain stable performance** under hallucination tests, with no significant increase in spurious behavior.

For **instruction-following**, when measured using an LLM as a judge, editing accuracy drops from 63.0% (original) to 48.6% on average, while unlearning drops from 62.9% to 49.1%. Although the absolute difference is small, editing shows slightly larger variability (standard deviation 0.12%) compared to unlearning (0.10%). This suggests that **editing is more aggressive** in updating targeted knowledge but may slightly perturb complex reasoning tasks, whereas **unlearning better preserves general instruction-following ability**.

D Robustness and Failure Mode

D.1 Adversarial Robustness Analysis

To complement our main text results, we provide a detailed analysis of adversarial robustness for editing and unlearning interventions. Adversarial robustness is evaluated by exposing the model to deliberately misleading or deceptive probes, which combine unrelated or conflicting concepts. This stresses the model’s ability to maintain prior knowledge (\mathcal{Q}^-) while incorporating updates.

Experimental Setup We vary the number of training examples used for each intervention: 1, 10, 100, 1000, and 10,000. For each data scale, we measure two complementary performance metrics:

- **Original Accuracy:** The model’s performance on standard in-domain probes (\mathcal{Q}^+), reflecting whether the intended knowledge update was successfully incorporated without disrupting unrelated facts.
- **Adversarial Accuracy:** The model’s performance on *conflict probes*, which contain contradictory or misleading information. These probes test the model’s *robustness against adversarial perturbations*, i.e., whether it can resist adopting incorrect or conflicting knowledge while maintaining its updated and preserved facts.

By comparing original and adversarial accuracy across training scales and intervention types (editing vs. unlearning), we assess:

- The sensitivity of each method to misleading inputs.
- How stability and resistance to conflicts evolve as more examples are provided.
- Differences in trade-offs between aggressive updates (editing) and conservative updates (unlearning).

This setup allows us to systematically quantify the *adversarial robustness* of interventions, linking conflict probe performance directly to practical model reliability under deceptive or contradictory inputs.

Observations Our observations are:

- **Editing exhibits strong local updates but high adversarial sensitivity:** Original accuracy remains stable around 63% across all data scales. However, adversarial accuracy drops sharply from 36.7% at 1 example to 31.7% at 10,000 examples. This indicates that while editing successfully enforces target updates, it leaves models vulnerable to misleading inputs, with adversarial failure increasing slightly as data scale grows.
- **Unlearning maintains more stable adversarial performance:** Original accuracy is similar to editing. Adversarial accuracy remains relatively constant around 33–35%, showing that unlearning prioritizes preservation over aggressive enforcement, making the model less sensitive to adversarially constructed probes.
- **Trade-off between update intensity and robustness:** Comparing the two interventions, editing maximizes immediate factual incorporation at the cost of susceptibility to adversarial probes, whereas unlearning provides conservative updates that better preserve prior knowledge, yielding higher adversarial robustness.
- **Data scale effects:** Increasing the number of examples slightly improves adversarial robustness for unlearning (e.g., from 33.3% at 1 example to 34.8% at 1,000 examples), but the trend is less pronounced for editing. This suggests that adding more training data does not fully mitigate adversarial vulnerability for aggressive editing strategies.

Summary These results reinforce the broader trade-offs observed in our main text. Editing achieves stronger local adaptation and in-domain gains, but adversarial robustness is compromised. Unlearning is more conservative, achieving lower immediate gains but maintaining stability under adversarial stress. Together, these findings highlight the importance of considering both factual enforcement and robustness when designing knowledge update strategies in LLMs.

D.2 Failure Mode Examples

We provide examples of failure mode for each subject as shown in Table 7.

Table 7: Representative examples of each failure mode for the four studied subjects. Each subject is listed in a separate row for readability.

Subject	Failure Mode	Example
Biology (DNA)	Under-forgetting (RR)	DNA year remains 1953 after update to 1955
	Over-spreading (CCR)	DNA update changes RNA discovery year
	Conflict Emergence	DNA reported as 1953 and 1955
	Knowledge Drift	DNA update causes cell structure errors
	Instruction-Following Drop	Fails to explain multi-step DNA replication
	Hallucination Increase	Invents molecule “X-DNA”
Economics (Phillips curve)	Under-forgetting (RR)	Phillips curve still inflation-unemployment after update
	Over-spreading (CCR)	Phillips curve update alters Laffer curve
	Conflict Emergence	Links both inflation-unemployment and wages-productivity
	Knowledge Drift	Update mispredicts supply-demand
	Instruction-Following Drop	Misapplies multi-step economic policy reasoning
	Hallucination Increase	Fabricates fictional “Y-Index”
History (Declaration)	Under-forgetting (RR)	Declaration year still 1776 after update to 1777
	Over-spreading (CCR)	Declaration update changes Constitution year
	Conflict Emergence	Declaration signed 1776 and 1777
	Knowledge Drift	Update affects French Revolution facts
	Instruction-Following Drop	Struggles with chronological sequencing of events
	Hallucination Increase	Claims fake historical figure influenced Declaration
Physics (General Relativity)	Under-forgetting (RR)	GR year remains 1915 after update to 1920
	Over-spreading (CCR)	GR update changes Special Relativity year
	Conflict Emergence	GR dated 1915 and 1920
	Knowledge Drift	Update reduces quantum mechanics accuracy
	Instruction-Following Drop	Cannot solve multi-step relativity problems
	Hallucination Increase	Reports spurious physics law “Relativistic Thermodynamics Law”

E Accuracy Result

Editing accuracy for the 13 model across llama3, qwen3, qwq, mistral, gemma and deepseek families are lists below in Table 8. Unlearning accuracy for the 13 model across llama3, qwen3, qwq, mistral, gemma and deepseek families are lists below in Table 9.

F Model Similarity Result

Representation Similarity Analysis Our unified framework models editing and unlearning as optimizing $\mathcal{L}_{\text{task}}$ against $\mathcal{L}_{\text{pres}}$. While probe-based evaluation measures outcomes on Q^+ and Q^- , it does not reveal how the internal representations change during this optimization. To capture these hidden dynamics, we analyze representational shifts from the original (pre-KnowledgeSmith) state to the post-KnowledgeSmith state using Centered Kernel Alignment (CKA) (Kornblith et al., 2019), KL divergence, L2 distance and Fisher score (Zhang et al., 2022).

For unlearning, these metrics expose a sharp phase transition around 1000 samples: below this point, representations remain close to baseline, but beyond it they reorganize abruptly, suggesting a capacity breakpoint where $\mathcal{L}_{\text{pres}}$ is overwhelmed by repeated optimization on Q^+ . Editing, in contrast, produces smoother trajectories. KL divergence and Fisher scores increase steadily with training size, indicating progressive local updates to representations rather than wholesale restructuring. For example, biology edits on DeepSeek-8B show KL and Fisher growing from (KL \approx 20, Fisher \approx 9.7) with a single sample to (KL \approx 172, Fisher \approx 93.7) at 1000 samples, after which growth plateaus as the optimization stabilizes.

These results demonstrate that **unlearning triggers abrupt phase transitions in representation space once data scale crosses a threshold**, while editing produces gradual, localized adjustments, underscoring the need for representation level analysis beyond probe accuracy.

Computationally Efficiency. For the same model on a target dataset of 10,000 examples, unlearning typically completes in about 1.5 hours on an NVIDIA H100. Knowledge editing is more resource-intensive (roughly 6 hours).

Table 8: Editing Accuracy

			llama3.2-1b-instruct				llama3-8b-instruct			
Branch	Train Size	Test Set	Biology	History	Economic	Physics	Biology	History	Economic	Physics
Intermediate	1	ID	45.83	25	37.5	20.83	20.83	4.17	29.17	12.5
		OOD	44.05	44.07	44.11	44.05	63.08	63.13	63.22	63.05
	10	ID	20.83	25	50	33.33	25	12.5	25	20.83
		OOD	44.04	44.06	44.02	42.06	63.07	63.04	63.1	63
	100	ID	45.83	25	45.83	0	20.83	12.5	20.83	41.67
		OOD	23.35	43.99	44.08	26.88	63.05	63.13	63.12	24.72
	1000	ID	4.17	25	45.83	0	20.83	12.5	20.83	12.5
		OOD	25.22	43.98	44.17	26.85	63.06	63.03	63.09	24.3
	10000	ID	4.17	25	45.83	0	20.83	12.5	20.83	12.5
		OOD	25.22	43.98	44.17	26.85	63.06	63.03	63.09	24.3
Root	1	ID	41.67	25	41.67	29.17	16.67	4.17	33.33	16.67
		OOD	44.17	44.16	43.99	44.15	63.04	62.91	63.1	63.05
	10	ID	29.17	25	45.83	29.17	12.5	4.17	33.33	25
		OOD	44.1	44.28	44.12	44.07	63.01	62.9	63.12	63.1
	100	ID	29.17	25	4.17	20.83	12.5	4.17	33.33	25
		OOD	44.12	44.22	26.24	44.2	63	62.97	63.15	63
	1000	ID	29.17	25	0	25	12.5	4.17	33.33	16.67
		OOD	44.15	44.26	25.4	44.09	62.98	62.98	63.11	63.11
	10000	ID	29.17	25	0	25	12.5	4.17	33.33	16.67
		OOD	44.15	44.26	25.4	44.09	62.98	62.98	63.11	63.11
Leaf	1	ID	41.67	25	33.33	25	16.67	4.17	37.5	16.67
		OOD	44.13	44.11	44.08	44.02	63.1	63.07	63.09	63.1
	10	ID	25	25	62.5	20.83	16.67	4.17	37.5	25
		OOD	44.19	44.41	43.74	43.18	63.12	62.96	63.06	62.75
	100	ID	4.17	4.17	4.17	0	16.67	12.5	25	4.17
		OOD	25.45	40.55	25.53	26.88	62.78	62.47	62.6	25.41
	1000	ID	25	45.83	0	8.33	16.67	4.17	25	16.67
		OOD	25.78	23.44	26.63	24.84	62.77	59.56	62.59	24.25
	10000	ID	25	45.83	0	8.33	16.67	4.17	25	16.67
		OOD	25.78	23.44	26.63	24.84	62.77	59.56	62.59	24.25
Intermediate			llama3.2-3b-instruct				llama3.3-70b-instruct			
	1	ID	25	12.5	41.67	16.67	20.83	8.33	20.83	25
		OOD	59.17	59.24	59.36	59.22	81.44	81.42	81.39	81.42
	10	ID	12.5	0	37.5	37.5	20.83	62.5	41.67	29.17
		OOD	56.38	56.84	58.63	58.39	81.38	81.38	81.43	81.48
	100	ID	29.17	20.83	54.17	12.5	20.83	58.33	50	29.17
		OOD	23.47	26.9	23.32	25.84	81.46	81.26	81.33	81.39
	1000	ID	4.17	45.83	41.67	0	25	58.33	50	29.17
		OOD	25.45	25.12	25.31	25.08	81.39	81.35	81.38	81.31
	10000	ID	4.17	45.83	41.67	0	25	58.33	50	29.17
		OOD	25.45	25.12	25.31	25.08	81.39	81.35	81.38	81.31
Root	1	ID	25	4.17	29.17	12.5	20.83	4.17	20.83	25
		OOD	59.2	59.28	59.24	59.34	81.41	81.46	81.46	81.43
	10	ID	41.67	29.17	16.67	4.17	58.33	45.83	37.5	33.33
		OOD	58.76	58.73	58.37	58.72	81.41	81.46	81.39	81.51
	100	ID	37.5	0	41.67	29.17	58.33	25	41.67	33.33
		OOD	23.3	26.86	24.4	25.34	81.39	81.41	81.4	81.42
	1000	ID	4.17	0	20.83	25	58.33	20.83	41.67	33.33
		OOD	25.57	26.48	25.06	25.2	81.42	81.46	81.48	81.44
	10000	ID	4.17	0	20.83	25	58.33	20.83	41.67	33.33
		OOD	25.57	26.48	25.06	25.2	81.42	81.46	81.48	81.44
Leaf	1	ID	20.83	8.33	33.33	20.83	20.83	8.33	20.83	25
		OOD	59.23	59.25	59.3	59.24	81.43	81.37	81.43	81.45
	10	ID	37.5	8.33	45.83	29.17	25	25	58.33	20.83
		OOD	59.13	59.26	58.35	56.96	81.43	81.38	81.41	81.34
	100	ID	8.33	4.17	54.17	20.83	25	20.83	58.33	20.83
		OOD	24.49	25.52	23.21	24.55	81.41	81.44	81.33	81.5
	1000	ID	20.83	4.17	54.17	4.17	25	25	62.5	20.83
		OOD	27.23	26.24	23.19	25.42	81.43	81.37	81.29	81.44
	10000	ID	20.83	4.17	54.17	4.17	25	25	62.5	20.83
		OOD	27.23	26.24	23.19	25.42	81.43	81.37	81.29	81.44

			qwen3-1.7b				qwen3-32b			
Branch	Train Size	Test Set	Biology	History	Economic	Physics	Biology	History	Economic	Physics
Intermediate	1	ID	20.83	12.5	33.33	29.17	12.5	0	25	12.5
		OOD	53	53.99	54.05	54.08	75.07	75.11	75.19	75.09
	10	ID	25	12.5	33.33	29.17	20.83	0	20.83	8.33
		OOD	53.55	53.95	54.05	54.08	75.07	75.02	75.08	75.02
	100	ID	20.83	12.5	33.33	37.5	20.83	0	29.17	8.33
		OOD	53	54	53.82	53.02	75.17	75.15	74.97	75.1
	1000	ID	25	12.5	33.33	37.5	20.83	0	29.17	8.33
		OOD	53.04	53.99	53.87	53.07	75.2	75.15	74.86	75.03
	10000	ID	25	12.5	33.33	37.5	20.83	0	29.17	8.33
		OOD	53.04	53.99	53.87	53.07	75.2	75.15	74.86	75.03
Root	1	ID	37.5	45.83	25	12.5	20.83	16.67	45.83	8.33
		OOD	53.81	53.8	53.7	54	75.2	75.12	75.21	75
	10	ID	33.33	45.83	16.67	12.5	16.67	25	33.33	16.67
		OOD	53.78	53.78	53.87	54	75.05	75.17	75.02	75.07
	100	ID	29.17	45.83	25	20.83	20.83	12.5	12.5	16.67
		OOD	53.74	53.8	53.7	53.65	75.02	75.15	74.98	75.04
	1000	ID	29.17	45.83	25	20.83	20.83	16.67	12.5	16.67
		OOD	53.79	53.82	53.75	53.75	75.1	75.1	75	75.06
	10000	ID	29.17	45.83	25	20.83	20.83	16.67	12.5	16.67
		OOD	53.79	53.82	53.75	53.75	75.1	75.1	75	75.06
Leaf	1	ID	16.67	37.5	37.5	25	20.83	0	25	8.33
		OOD	53.97	53.19	53.28	51.66	75.15	75.1	75.07	75.07
	10	ID	16.67	29.17	8.33	16.67	20.83	25	29.17	4.17
		OOD	53.87	53.86	53.76	53.92	74.9	75.05	75.15	75.17
	100	ID	16.67	33.33	29.17	25	29.17	16.67	54.17	4.17
		OOD	54.2	53.2	53.33	51.66	75.1	75.12	74.88	75.13
	1000	ID	16.67	37.5	37.5	33.33	25	4.17	41.67	4.17
		OOD	53.69	53.19	53.28	39.71	75.16	74.18	74.69	75.15
	10000	ID	16.67	37.5	37.5	33.33	25	4.17	41.67	4.17
		OOD	53.69	53.19	53.28	39.71	75.16	74.18	74.69	75.15
			qwen3-14b				qww-32b			
Intermediate	1	ID	20.83	8.33	16.67	25	16.67	4.17	70.83	12.5
		OOD	73.84	73.86	73.89	73.94	77.4	77.45	77.42	77.45
	10	ID	20.83	0	4.17	20.83	12.5	4.17	33.33	12.5
		OOD	73.78	73.54	73.42	73.62	77.36	77.39	77.42	77.35
	100	ID	25	4.17	4.17	16.67	16.67	0	37.5	12.5
		OOD	73.76	73.45	73.36	73.56	77.28	77.43	77.41	77.39
	1000	ID	25	4.17	4.17	16.67	16.67	0	37.5	12.5
		OOD	73.73	73.42	73.33	73.56	77.33	77.43	77.41	77.4
	10000	ID	25	4.17	4.17	16.67	16.67	0	37.5	12.5
		OOD	73.73	73.42	73.33	73.56	77.33	77.43	77.41	77.4
Root	1	ID	41.67	20.83	33.33	25	12.5	20.83	20.83	12.5
		OOD	73.86	73.9	73.86	73.79	77.4	77.47	77.37	77.42
	10	ID	20.83	8.33	33.33	16.67	20.83	12.5	16.67	12.5
		OOD	73.81	73.71	73.87	73.85	77.35	77.53	77.47	77.38
	100	ID	16.67	12.5	37.5	16.67	16.67	12.5	16.67	12.5
		OOD	73.71	73.68	73.81	73.58	77.43	77.39	77.43	77.3
	1000	ID	16.67	12.5	41.67	16.67	16.67	12.5	16.67	12.5
		OOD	73.73	73.64	73.84	73.55	77.44	77.39	77.45	77.35
	10000	ID	16.67	12.5	41.67	16.67	16.67	12.5	16.67	12.5
		OOD	73.73	73.64	73.84	73.55	77.44	77.39	77.45	77.35
Leaf	1	ID	25	0	16.67	20.83	16.67	0	33.33	12.5
		OOD	73.89	73.89	73.87	73.88	77.48	77.39	77.4	77.48
	10	ID	20.83	4.17	33.33	12.5	25	0	41.67	12.5
		OOD	73.91	73.63	73.63	73.69	77.5	77.37	77.33	77.42
	100	ID	20.83	0	29.17	16.67	29.17	0	29.17	12.5
		OOD	73.66	73.39	73.42	73.6	77.4	77.52	77.33	77.4
	1000	ID	20.83	0	8.33	16.67	20.83	0	41.67	12.5
		OOD	65.94	73.39	39.3	73.5	77.27	77.52	68.74	77.28
	10000	ID	20.83	0	8.33	16.67	20.83	0	41.67	12.5
		OOD	65.94	73.39	39.3	73.5	77.27	77.52	68.74	77.28

			mistral-Small-24B-Instruct-2501				gemma-2b			
Branch	Train Size	Test Set	Biology	History	Economic	Physics	Biology	History	Economic	Physics
Intermediate	1	ID	16.67	50	12.5	20.83	8.33	4.17	12.5	12.5
		OOD	73.4	73.34	73.24	73.39	30.46	30.63	30.49	30.53
	10	ID	50	45.83	16.67	0	20.83	12.5	29.17	4.17
		OOD	24.47	22.99	25.2	25.51	29.4	30.37	29.06	30.29
	100	ID	29.17	45.83	54.17	58.33	16.67	45.83	37.5	29.17
		OOD	24.22	22.95	24.16	23	25.81	24.08	26.16	26.54
	1000	ID	45.83	45.83	54.17	58.33	16.67	45.83	54.17	58.33
		OOD	22.87	22.95	24.16	23	25.81	22.95	22.95	22.95
	10000	ID	45.83	45.83	54.17	58.33	16.67	45.83	54.17	58.33
		OOD	22.87	22.95	24.16	23	25.81	22.95	22.95	22.95
Root	1	ID	33.33	20.83	16.67	45.83	4.17	0.0	16.67	4.17
		OOD	73.42	73.42	73.16	73.39	30.54	30.59	30.64	30.54
	10	ID	45.83	54.17	4.17	58.33	8.33	8.33	12.5	33.33
		OOD	22.95	25.2	25.27	23.14	30.34	27.18	30.55	25.79
	100	ID	45.83	37.5	54.17	58.33	4.17	50.0	25.0	54.17
		OOD	22.83	24.4	23.32	22.99	29.3	24.51	29.13	23.74
	1000	ID	45.83	37.5	41.67	37.5	45.83	45.83	54.17	58.33
		OOD	23.14	24.4	24.76	25.12	22.95	22.95	22.95	22.95
	10000	ID	45.83	37.5	41.67	37.5	45.83	45.83	54.17	58.33
		OOD	23.14	24.4	24.76	25.12	22.95	22.95	22.95	22.95
Leaf	1	ID	50	41.67	83.33	4.17	8.33	33.33	25.0	0.0
		OOD	73.32	73.24	73.14	73.42	30.25	28.98	30.64	30.44
	10	ID	4.17	45.83	4.17	41.67	12.5	33.33	20.83	4.17
		OOD	25.47	22.95	25.54	25.19	27.7	24.6	25.28	29.08
	100	ID	8.33	45.83	54.17	8.33	25.0	37.5	37.5	41.67
		OOD	26.63	22.96	22.95	24.61	24.94	24.19	24.9	24.07
	1000	ID	41.67	45.83	54.17	8.33	45.83	45.83	54.17	58.33
		OOD	23.54	22.96	22.95	24.61	22.83	22.95	22.95	22.95
	10000	ID	41.67	45.83	54.17	8.33	45.83	45.83	54.17	58.33
		OOD	23.54	22.96	22.95	24.61	22.83	22.95	22.95	22.95
			mistral-Large-Instruct-2411				gemma-7b			
Intermediate	1	ID	25.0	62.5	25.0	12.5	45.83	37.5	41.67	45.83
		OOD	82.13	82.42	82.22	82.37	59.22	58.96	56.69	57.78
	10	ID	0.0	45.83	41.67	37.5	45.83	45.83	54.17	50.0
		OOD	26.89	22.97	24.53	24.7	22.95	22.95	22.95	23.25
	100	ID	16.67	62.5	25.0	50.0	25.0	45.83	50.0	41.67
		OOD	23.89	25.84	25.0	23.05	24.2	22.95	23.11	23.11
	1000	ID	16.67	62.5	25.0	50.0	29.17	54.17	8.33	66.67
		OOD	23.89	25.84	25.0	23.05	24.9	25.59	25.22	24.68
	10000	ID	16.67	62.5	25.0	50.0	29.17	54.17	8.33	66.67
		OOD	23.89	25.84	25.0	23.05	24.9	25.59	25.22	24.68
Root	1	ID	25.0	12.5	45.83	62.5	37.5	41.67	50.0	16.67
		OOD	82.25	82.22	82.24	82.25	59.7	59.56	57.63	59.74
	10	ID	0.0	0.0	4.17	58.33	45.83	41.67	33.33	58.33
		OOD	26.19	26.89	25.41	22.95	28.43	22.97	29.24	22.97
	100	ID	8.33	45.83	37.5	58.33	45.83	45.83	45.83	50.0
		OOD	26.86	22.95	24.64	23.0	22.95	23.07	22.95	24.13
	1000	ID	8.33	45.83	37.5	58.33	33.33	45.83	20.83	54.17
		OOD	26.86	22.95	24.64	23.0	23.98	23.07	23.24	23.34
	10000	ID	8.33	45.83	37.5	58.33	33.33	45.83	20.83	54.17
		OOD	26.86	22.95	24.64	23.0	23.98	23.07	23.24	23.34
Leaf	1	ID	54.17	29.17	41.67	37.5	45.83	45.83	54.17	33.33
		OOD	82.19	82.25	82.07	82.08	22.82	22.97	22.95	59.29
	10	ID	4.17	0.0	54.17	58.33	45.83	45.83	45.83	58.33
		OOD	25.47	25.51	22.95	23.07	22.95	23.07	23.33	22.87
	100	ID	50.0	0.0	45.83	54.17	37.5	41.67	41.67	58.33
		OOD	23.05	24.6	24.69	25.55	23.96	23.78	23.38	22.94
	1000	ID	50.0	0.0	45.83	54.17	4.17	54.17	4.17	4.17
		OOD	23.05	24.6	24.69	25.55	25.48	24.49	25.52	25.54
	10000	ID	50.0	0.0	45.83	54.17	4.17	54.17	4.17	4.17
		OOD	23.05	24.6	24.69	25.55	25.48	24.49	25.52	25.54

			DeepSeek-R1-0528-Qwen3-8B			
Branch	Train Size	Test Set	Biology	History	Economic	Physics
Intermediate	1	ID	8.33	0.0	20.83	25.0
		OOD	65.99	66.09	66.0	66.02
	10	ID	25.0	0.0	33.33	29.17
		OOD	65.94	65.93	66.01	65.95
	100	ID	16.67	0.0	33.33	33.33
		OOD	65.95	65.94	66.07	65.89
	1000	ID	16.67	0.0	33.33	37.5
		OOD	65.9	65.94	66.07	66.02
	10000	ID	16.67	0.0	33.33	37.5
		OOD	65.9	65.94	66.07	66.02
Root	1	ID	12.5	8.33	0.0	45.83
		OOD	66.07	65.96	28.17	65.94
	10	ID	12.5	8.33	16.67	45.83
		OOD	66.02	65.99	65.98	65.93
	100	ID	12.5	4.17	8.33	45.83
		OOD	65.97	66.1	66.02	66.0
	1000	ID	12.5	4.17	8.33	45.83
		OOD	65.92	66.02	65.99	65.92
	10000	ID	12.5	4.17	8.33	45.83
		OOD	65.92	66.02	65.99	65.92
Leaf	1	ID	16.67	0.0	20.83	25.0
		OOD	65.9	65.96	66.09	65.92
	10	ID	20.83	8.33	37.5	25.0
		OOD	65.83	65.84	65.92	65.92
	100	ID	16.67	4.17	29.17	25.0
		OOD	65.95	65.77	65.92	65.76
	1000	ID	16.67	4.17	25.0	20.83
		OOD	66.02	65.77	64.29	65.8
	10000	ID	16.67	4.17	25.0	20.83
		OOD	66.02	65.77	64.29	65.8

Table 9: Unlearning Accuracy

			llama3.2-1b-instruct				llama3-8b-instruct			
Branch	Train Size	Test Set	Biology	History	Economic	Physics	Biology	History	Economic	Physics
Intermediate	1	ID	25.0	20.83	33.33	12.5	16.67	4.17	29.17	12.5
		OOD	32.69	32.69	32.69	32.69	63.01	63.01	63.01	63.01
	10	ID	20.83	20.83	33.33	16.67	16.67	4.17	29.17	12.5
		OOD	32.75	32.74	32.74	32.6	63.01	63.0	63.0	62.98
	100	ID	29.17	20.83	33.33	16.67	16.67	4.17	37.5	12.5
		OOD	32.55	32.93	32.76	32.77	62.85	62.8	62.84	62.75
	1000	ID	33.33	4.17	37.5	16.67	16.67	4.17	33.33	12.5
		OOD	32.67	33.91	32.72	32.51	62.93	62.82	62.91	62.85
	10000	ID	33.33	4.17	37.5	16.67	16.67	4.17	33.33	12.5
		OOD	32.67	33.91	32.72	32.51	62.93	62.82	62.91	62.85
Root	1	ID	25.0	20.83	33.33	12.5	16.67	4.17	29.17	12.5
		OOD	32.69	32.69	32.69	32.69	63.01	63.01	63.01	63.01
	10	ID	20.83	20.83	33.33	16.67	16.67	4.17	29.17	12.5
		OOD	32.63	32.61	32.55	32.69	63.0	63.0	63.02	63.0
	100	ID	29.17	16.67	33.33	37.5	16.67	4.17	33.33	12.5
		OOD	32.97	32.74	32.84	32.94	62.91	62.98	62.87	62.89
	1000	ID	16.67	8.33	37.5	4.17	16.67	4.17	33.33	12.5
		OOD	32.66	32.86	33.11	33.26	63.01	62.99	62.81	62.89
	10000	ID	16.67	8.33	37.5	4.17	16.67	4.17	33.33	12.5
		OOD	32.66	32.86	33.11	33.26	63.01	62.99	62.81	62.89
Leaf	1	ID	25.0	20.83	33.33	12.5	16.67	4.17	29.17	12.5
		OOD	32.69	32.69	32.69	32.69	63.01	63.01	63.01	63.01
	10	ID	25.0	20.83	37.5	12.5	16.67	4.17	29.17	12.5
		OOD	32.69	32.58	32.69	32.74	62.98	63.02	62.99	62.98
	100	ID	25.0	20.83	25.0	16.67	16.67	4.17	33.33	12.5
		OOD	32.57	32.85	32.73	32.73	62.75	62.75	63.02	62.75
	1000	ID	20.83	12.5	20.83	20.83	16.67	4.17	33.33	12.5
		OOD	32.68	33.08	32.27	31.68	62.68	62.53	62.98	62.69
	10000	ID	20.83	12.5	20.83	20.83	16.67	4.17	33.33	12.5
		OOD	32.68	33.08	32.27	31.68	62.68	62.53	62.98	62.69
			llama3.2-3b-instruct				llama3.3-70b-instruct			
Intermediate	1	ID	20.83	4.17	41.67	16.67	20.83	8.33	20.83	20.83
		OOD	59.33	59.33	59.33	59.37	81.33	81.33	81.33	81.33
	10	ID	20.83	4.17	41.67	16.67	20.83	8.33	20.83	20.83
		OOD	59.17	59.29	59.27	59.24	81.33	81.33	81.33	81.33
	100	ID	25.0	4.17	41.67	16.67	20.83	8.33	20.83	20.83
		OOD	59.07	59.05	59.51	59.06	81.35	81.36	81.35	81.35
	1000	ID	16.67	4.17	41.67	12.5	20.83	8.33	29.17	29.72
		OOD	59.14	59.22	59.13	59.3	81.38	81.47	81.41	81.37
	10000	ID	16.67	4.17	41.67	12.5	20.83	8.33	29.17	29.72
		OOD	59.14	59.22	59.13	59.3	81.38	81.47	81.41	81.37
Root	1	ID	20.83	4.17	41.67	16.67	20.83	8.33	20.83	20.83
		OOD	59.33	59.33	59.33	59.37	81.33	81.33	81.33	81.33
	10	ID	20.83	4.17	41.67	16.67	20.83	8.33	20.83	20.83
		OOD	59.29	59.3	59.34	59.2	81.33	81.33	81.33	81.33
	100	ID	25.0	4.17	37.5	16.67	20.83	8.33	20.83	20.83
		OOD	58.94	58.98	59.51	59.07	81.38	81.35	81.37	81.35
	1000	ID	16.67	4.17	41.67	12.5	20.83	8.33	25.0	23.33
		OOD	58.96	58.99	59.41	59.12	81.39	81.33	81.41	81.33
	10000	ID	16.67	4.17	41.67	12.5	20.83	8.33	25.0	23.33
		OOD	58.96	58.99	59.41	59.12	81.39	81.33	81.41	81.33
Leaf	1	ID	20.83	4.17	41.67	16.67	20.83	8.33	20.83	20.83
		OOD	59.33	59.33	59.33	59.37	81.33	81.33	81.33	81.33
	10	ID	20.83	4.17	41.67	16.67	20.83	8.33	20.83	20.83
		OOD	59.29	59.27	59.16	59.26	81.33	81.33	81.33	81.33
	100	ID	20.83	4.17	41.67	16.67	20.83	8.33	20.83	20.83
		OOD	59.12	59.09	59.46	59.08	81.37	81.37	81.35	81.39
	1000	ID	12.5	4.17	45.83	16.67	20.83	8.33	25.0	20.33
		OOD	58.99	58.94	59.31	58.87	81.32	81.37	81.44	81.32
	10000	ID	12.5	4.17	45.83	16.67	20.83	8.33	25.0	20.33
		OOD	58.99	58.94	59.31	58.87	81.32	81.37	81.44	81.32

			qwen3-1.7b				qwen3-32b			
Branch	Train Size	Test Set	Biology	History	Economic	Physics	Biology	History	Economic	Physics
Intermediate	1	ID	16.67	16.67	33.33	16.67	16.67	0.0	16.67	12.5
		OOD	53.9	53.92	53.92	53.93	75.13	75.13	75.13	75.13
	10	ID	16.67	16.67	33.33	16.67	16.67	0.0	16.67	12.5
		OOD	53.92	53.97	54.09	53.95	75.13	75.13	75.13	75.13
	100	ID	8.33	16.67	20.83	8.33	16.67	0.0	16.67	12.5
		OOD	53.25	53.51	54.42	53.25	75.07	75.07	75.14	75.07
	1000	ID	25.0	20.83	25.0	25.0	16.67	0.0	25.0	12.5
		OOD	52.66	52.36	53.6	52.64	75.21	75.07	75.26	74.98
	10000	ID	25.0	20.83	25.0	25.0	16.67	0.0	25.0	12.5
		OOD	52.66	52.36	53.6	53.64	75.21	75.07	75.26	74.98
Root	1	ID	12.5	16.67	33.33	15.33	16.67	0.0	16.67	12.5
		OOD	53.92	53.92	53.92	53.92	75.13	75.13	75.13	75.13
	10	ID	16.67	16.67	33.33	16.67	16.67	0.0	16.67	12.5
		OOD	53.99	53.85	53.83	53.89	75.13	75.13	75.13	75.13
	100	ID	8.33	16.67	20.83	16.67	16.67	0.0	16.67	12.5
		OOD	53.55	53.0	54.01	53.35	75.18	75.16	75.12	75.15
	1000	ID	33.33	29.17	37.5	29.33	16.67	0.0	25.0	12.5
		OOD	52.67	51.83	53.65	53.67	75.33	75.16	75.05	75.23
	10000	ID	33.33	29.17	37.5	33.33	16.67	0.0	25.0	12.5
		OOD	52.67	51.83	53.65	52.67	75.33	75.16	75.05	75.23
Leaf	1	ID	16.67	16.67	33.33	16.67	16.67	0.0	16.67	12.5
		OOD	53.9	53.9	53.92	53.9	75.13	75.13	75.13	75.09
	10	ID	16.67	16.67	33.33	16.67	16.67	0.0	16.67	12.5
		OOD	54.0	54.02	54.0	54.05	75.13	75.13	75.13	75.13
	100	ID	16.67	16.67	25.0	16.67	16.67	0.0	20.83	12.5
		OOD	53.82	53.68	54.56	53.88	75.07	75.1	75.05	75.14
	1000	ID	25.0	29.17	25.0	25.0	16.67	0.0	25.0	12.5
		OOD	52.81	53.16	53.46	53.81	75.11	75.1	75.25	74.71
	10000	ID	25.0	29.17	25.0	25.0	16.67	0.0	25.0	12.5
		OOD	52.81	53.16	53.46	53.73	75.11	75.1	75.25	74.71
			qwen3-14b				qwq-32b			
Intermediate	1	ID	20.83	4.17	25.0	12.5	12.5	0.0	29.17	12.5
		OOD	73.86	73.86	73.86	73.86	77.42	77.42	77.42	77.42
	10	ID	20.83	4.17	25.0	12.5	12.5	0.0	29.17	12.5
		OOD	73.84	73.86	73.86	73.86	77.38	77.45	77.44	77.4
	100	ID	20.83	0.0	25.0	12.5	12.5	0.0	29.17	12.5
		OOD	73.61	73.63	73.89	73.94	77.4	77.37	77.28	77.37
	1000	ID	20.83	4.17	20.83	16.67	12.5	0.0	29.17	12.5
		OOD	73.15	73.23	73.83	73.59	77.35	77.37	77.27	77.42
	10000	ID	20.83	4.17	20.83	16.67	12.5	0.0	29.17	12.5
		OOD	73.15	73.23	73.83	73.59	77.35	77.37	77.27	77.42
Root	1	ID	20.83	4.17	25.0	12.5	12.5	0.0	29.17	12.5
		OOD	73.86	73.86	73.86	73.86	77.42	77.42	77.42	77.42
	10	ID	20.83	4.17	25.0	12.5	12.5	0.0	29.17	12.5
		OOD	73.88	73.86	73.86	73.85	77.45	77.47	77.44	77.48
	100	ID	20.83	0.0	25.0	12.5	12.5	0.0	29.17	12.5
		OOD	73.84	73.66	73.86	73.62	77.35	77.3	77.38	77.45
	1000	ID	20.83	4.17	25.0	12.5	12.5	0.0	29.17	12.5
		OOD	73.54	73.48	73.5	73.26	77.55	77.3	77.38	77.55
	10000	ID	20.83	4.17	25.0	12.5	12.5	0.0	29.17	12.5
		OOD	73.54	73.48	73.5	73.26	77.55	77.3	77.38	77.55
Leaf	1	ID	20.83	4.17	25.0	12.5	12.5	0.0	29.17	12.5
		OOD	73.86	73.86	73.86	73.86	77.42	77.42	77.42	77.42
	10	ID	20.83	4.17	25.0	12.5	12.5	0.0	29.17	12.5
		OOD	73.86	73.86	73.86	73.86	77.42	77.47	77.43	77.45
	100	ID	20.83	0.0	25.0	12.5	12.5	0.0	29.17	12.5
		OOD	73.64	73.91	73.84	73.83	77.39	77.4	77.38	77.26
	1000	ID	20.83	0.0	25.0	16.67	12.5	0.0	29.17	12.5
		OOD	72.99	73.91	73.64	73.51	77.3	77.4	77.47	77.35
	10000	ID	20.83	0.0	25.0	16.67	12.5	0.0	29.17	12.5
		OOD	72.99	73.91	73.64	73.51	77.3	77.4	77.47	77.35

			mistral-Small-24B-Instruct-2501				gemma-2b			
Branch	Train Size	Test Set	Biology	History	Economic	Physics	Biology	History	Economic	Physics
Intermediate	1	ID	16.67	50	12.5	20.83	8.33	4.17	12.5	12.5
		OOD	73.4	73.34	73.24	73.39	30.46	30.63	30.49	30.53
	10	ID	50	45.83	16.67	0	20.83	12.5	29.17	4.17
		OOD	24.47	22.99	25.2	25.51	29.4	30.37	29.06	30.29
	100	ID	29.17	45.83	54.17	58.33	16.67	45.83	37.5	29.17
		OOD	24.22	22.95	24.16	23	25.81	24.08	26.16	26.54
	1000	ID	45.83	45.83	54.17	58.33	45.83	45.83	54.17	58.33
		OOD	22.87	22.95	24.16	23	22.95	22.95	22.95	22.95
	10000	ID	45.83	45.83	54.17	58.33	45.83	45.83	54.17	58.33
		OOD	22.87	22.95	24.16	23	22.95	22.95	22.95	22.95
Root	1	ID	33.33	20.83	16.67	45.83	4.17	0.0	16.67	4.17
		OOD	73.42	73.42	73.16	73.39	30.54	30.59	30.64	30.54
	10	ID	45.83	54.17	4.17	58.33	8.33	8.33	12.5	33.33
		OOD	22.95	25.2	25.27	23.14	30.34	27.18	30.55	25.79
	100	ID	45.83	37.5	54.17	58.33	4.17	50.0	25.0	54.17
		OOD	22.83	24.4	23.32	22.99	29.3	24.51	29.13	23.74
	1000	ID	45.83	37.5	41.67	37.5	45.83	45.83	54.17	58.33
		OOD	23.14	24.4	24.76	25.12	22.95	22.95	22.95	22.95
	10000	ID	45.83	37.5	41.67	37.5	45.83	45.83	54.17	58.33
		OOD	23.14	24.4	24.76	25.12	22.95	22.95	22.95	22.95
Leaf	1	ID	50	41.67	83.33	4.17	8.33	33.33	25.0	0.0
		OOD	73.32	73.24	73.14	73.42	30.25	28.98	30.64	30.44
	10	ID	4.17	45.83	4.17	41.67	12.5	33.33	20.83	4.17
		OOD	25.47	22.95	25.54	25.19	27.7	24.6	25.28	29.08
	100	ID	8.33	45.83	54.17	8.33	25.0	37.5	37.5	41.67
		OOD	26.63	22.96	22.95	24.61	24.94	24.19	24.9	24.07
	1000	ID	41.67	45.83	54.17	8.33	45.83	45.83	54.17	58.33
		OOD	23.54	22.96	22.95	24.61	22.83	22.95	22.95	22.95
	10000	ID	41.67	45.83	54.17	8.33	45.83	45.83	54.17	58.33
		OOD	23.54	22.96	22.95	24.61	22.83	22.95	22.95	22.95
			mistral-Large-Instruct-2411				gemma-7b			
Intermediate	1	ID	25.0	62.5	25.0	12.5	45.83	37.5	41.67	45.83
		OOD	82.13	82.42	82.22	82.37	59.22	58.96	56.69	57.78
	10	ID	0.0	45.83	41.67	37.5	45.83	45.83	54.17	50.0
		OOD	26.89	22.97	24.53	24.7	22.95	22.95	22.95	23.25
	100	ID	16.67	62.5	25.0	50.0	25.0	45.83	50.0	41.67
		OOD	23.89	25.84	25.0	23.05	24.2	22.95	23.11	23.11
	1000	ID	16.67	62.5	25.0	50.0	29.17	54.17	8.33	66.67
		OOD	23.89	25.84	25.0	23.05	24.9	25.59	25.22	24.68
	10000	ID	16.67	62.5	25.0	50.0	29.17	54.17	8.33	66.67
		OOD	23.89	25.84	25.0	23.05	24.9	25.59	25.22	24.68
Root	1	ID	25.0	12.5	45.83	62.5	37.5	41.67	50.0	16.67
		OOD	82.25	82.22	82.24	82.25	59.7	59.56	57.63	59.74
	10	ID	0.0	0.0	4.17	58.33	45.83	41.67	33.33	58.33
		OOD	26.19	26.89	25.41	22.95	28.43	22.97	29.24	22.97
	100	ID	8.33	45.83	37.5	58.33	45.83	45.83	45.83	50.0
		OOD	26.86	22.95	24.64	23.0	22.95	23.07	22.95	24.13
	1000	ID	8.33	45.83	37.5	58.33	33.33	45.83	20.83	54.17
		OOD	26.86	22.95	24.64	23.0	23.98	23.07	23.24	23.34
	10000	ID	8.33	45.83	37.5	58.33	33.33	45.83	20.83	54.17
		OOD	26.86	22.95	24.64	23.0	23.98	23.07	23.24	23.34
Leaf	1	ID	54.17	29.17	41.67	37.5	45.83	45.83	54.17	33.33
		OOD	82.19	82.25	82.07	82.08	22.82	22.97	22.95	59.29
	10	ID	4.17	0.0	54.17	58.33	45.83	45.83	45.83	58.33
		OOD	25.47	25.51	22.95	23.07	22.95	23.07	23.33	22.87
	100	ID	50.0	0.0	45.83	54.17	37.5	41.67	41.67	58.33
		OOD	23.05	24.6	24.69	25.55	23.96	23.78	23.38	22.94
	1000	ID	50.0	0.0	45.83	54.17	4.17	54.17	4.17	4.17
		OOD	23.05	24.6	24.69	25.55	25.48	24.49	25.52	25.54
	10000	ID	50.0	0.0	45.83	54.17	4.17	54.17	4.17	4.17
		OOD	23.05	24.6	24.69	25.55	25.48	24.49	25.52	25.54

			DeepSeek-R1-0528-Qwen3-8B			
Branch	Train Size	Test Set	Biology	History	Economic	Physics
Intermediate	1	ID	12.5	0.0	12.5	25.0
		OOD	65.99	65.99	65.99	65.96
	10	ID	12.5	0.0	12.5	25.0
		OOD	65.96	65.93	66.0	65.95
	100	ID	12.5	0.0	12.5	25.0
		OOD	65.85	65.7	66.07	65.84
	1000	ID	12.5	0.0	16.67	25.0
		OOD	66.39	65.7	66.24	65.89
	10000	ID	12.5	0.0	16.67	25.0
		OOD	66.39	65.7	66.24	65.89
Root	1	ID	12.5	0.0	12.5	25.0
		OOD	65.99	65.99	65.99	65.96
	10	ID	12.5	0.0	12.5	25.0
		OOD	65.97	65.98	65.99	65.99
	100	ID	12.5	0.0	12.5	25.0
		OOD	65.82	65.95	65.97	65.73
	1000	ID	12.5	0.0	16.67	25.0
		OOD	66.14	65.95	66.13	66.16
	10000	ID	12.5	0.0	16.67	25.0
		OOD	66.14	65.95	66.13	66.16
Leaf	1	ID	12.5	0.0	12.5	25.0
		OOD	65.99	65.99	65.99	65.96
	10	ID	12.5	0.0	12.5	25.0
		OOD	65.99	66.04	66.0	65.92
	100	ID	12.5	0.0	12.5	25.0
		OOD	65.66	65.78	66.07	65.9
	1000	ID	12.5	0.0	16.67	25.0
		OOD	65.68	65.78	66.03	66.01
	10000	ID	12.5	0.0	16.67	25.0
		OOD	65.68	65.78	66.03	66.01

Table 10: Normalized model similarity scores for Llama3

Subject	Branch	Train Size	Editing				Unlearning			
			CKA	Fisher	KL	L2	CKA	Fisher	KL	L2
biology	root	1	0.999	0.000	0.017	0.006	1.000	0.000	0.000	0.000
		10	0.999	0.150	0.129	0.137	0.993	0.392	0.368	0.304
		100	0.999	0.150	0.129	0.137	0.001	0.949	0.984	0.741
		1000	0.999	0.150	0.129	0.137	0.623	0.895	0.811	0.770
		10000	0.999	0.150	0.129	0.137	0.825	0.958	0.874	0.977
	intermediate	1	0.999	0.012	0.080	0.014	1.000	0.000	0.000	0.000
		10	0.999	0.087	0.119	0.091	0.994	0.390	0.355	0.302
		100	0.999	0.147	0.142	0.142	0.277	0.919	0.944	0.727
		1000	0.999	0.147	0.142	0.142	0.612	0.921	0.909	0.795
		10000	0.999	0.147	0.142	0.142	0.784	0.988	0.896	0.982
	leaf	1	0.999	0.010	0.079	0.017	1.000	0.000	0.000	0.000
		10	0.999	0.216	0.263	0.229	0.994	0.371	0.358	0.285
		100	0.999	0.479	0.695	0.494	0.277	0.917	0.948	0.729
		1000	0.379	0.982	0.997	0.992	0.687	0.877	0.920	0.803
		10000	0.379	0.982	0.997	0.992	0.909	0.903	0.876	0.989
economics	root	1	0.999	0.018	0.087	0.003	1.000	0.000	0.000	0.000
		10	0.999	0.018	0.087	0.003	0.996	0.388	0.329	0.306
		100	0.999	0.018	0.087	0.003	0.000	0.948	0.983	0.741
		1000	0.999	0.018	0.087	0.003	0.623	0.893	0.805	0.767
		10000	0.999	0.018	0.087	0.003	0.801	1.000	0.820	0.921
	intermediate	1	0.999	0.020	0.052	0.004	1.000	0.000	0.000	0.000
		10	0.999	0.194	0.159	0.199	0.997	0.378	0.334	0.298
		100	0.999	0.316	0.269	0.322	0.502	0.940	0.950	0.747
		1000	0.999	0.316	0.269	0.322	0.686	0.895	0.828	0.788
		10000	0.999	0.316	0.269	0.322	0.807	0.909	0.825	0.966
	leaf	1	0.999	0.022	0.048	0.018	1.000	0.000	0.000	0.000
		10	0.999	0.323	0.338	0.326	0.998	0.366	0.284	0.289
		100	0.999	0.363	0.362	0.371	0.394	0.912	0.915	0.724
		1000	0.999	0.371	0.365	0.380	0.666	0.891	0.818	0.787
		10000	0.999	0.371	0.365	0.380	0.851	0.891	0.815	0.942
history	root	1	0.999	0.006	0.038	0.003	1.000	0.000	0.000	0.000
		10	0.999	0.124	0.152	0.134	0.994	0.390	0.365	0.298
		100	0.999	0.124	0.152	0.134	0.282	0.950	0.954	0.730
		1000	0.999	0.124	0.152	0.134	0.687	0.917	0.920	0.774
		10000	0.999	0.124	0.152	0.134	0.895	0.957	0.878	0.981
	intermediate	1	0.999	0.011	0.067	0.004	1.000	0.000	0.000	0.000
		10	0.999	0.138	0.161	0.154	0.995	0.391	0.354	0.300
		100	0.999	0.138	0.161	0.154	0.230	0.925	0.970	0.723
		1000	0.999	0.138	0.161	0.154	0.738	0.868	0.850	0.770
		10000	0.999	0.138	0.161	0.154	0.888	0.991	0.842	0.973
	leaf	1	1	0.001	0.070	0.000	1.000	0.000	0.000	0.000
		10	0.999	0.217	0.235	0.230	0.994	0.361	0.370	0.269
		100	0.999	0.439	0.523	0.454	0.243	0.919	1.000	0.722
		1000	0.232	0.963	0.985	0.965	0.673	0.900	0.988	0.805
		10000	0.232	0.963	0.985	0.965	0.895	0.899	0.942	1.000
physics	root	1	0.999	0.011	0.000	0.010	1.000	0.000	0.000	0.000
		10	0.999	0.158	0.127	0.162	0.994	0.396	0.359	0.309
		100	0.999	0.158	0.127	0.162	0.437	0.920	0.940	0.723
		1000	0.999	0.158	0.127	0.162	0.749	0.896	0.892	0.774
		10000	0.999	0.158	0.127	0.162	0.909	0.932	0.847	0.978
	intermediate	1	0.999	0.008	0.027	0.007	1.000	0.000	0.000	0.000
		10	0.999	0.214	0.192	0.223	0.997	0.381	0.337	0.300
		100	0.425	0.751	1.000	0.755	0.469	0.945	0.980	0.745
		1000	0	1.000	0.990	1.000	0.701	0.911	0.869	0.801
		10000	0	1.000	0.990	1.000	0.910	0.904	0.831	0.910
	leaf	1	0.999	0.023	0.043	0.020	1.000	0.000	0.000	0.000
		10	0.999	0.249	0.240	0.255	0.994	0.379	0.360	0.283
		100	0.45	0.743	0.987	0.741	0.959	0.497	0.483	0.504
		1000	0.154	0.976	0.985	0.985	0.934	0.710	0.692	0.748
		10000	0.154	0.976	0.985	0.985	0.907	0.899	0.879	0.986

Table 11: Normalized model similarity scores for DeepSeek

Subject	Branch	Train Size	Editing				Unlearning			
			CKA	Fisher	KL	L2	CKA	Fisher	KL	L2
biology	root	1	1.000	0.150	0.199	0.054	1.000	0.000	0.000	0.000
		10	0.998	0.315	0.247	0.238	0.975	0.302	0.261	0.276
		100	0.997	0.366	0.417	0.275	0.457	0.739	0.895	0.745
		1000	0.997	0.366	0.426	0.275	0.481	0.752	0.914	0.827
		10000	0.997	0.366	0.426	0.275	0.674	0.777	0.713	0.995
	intermediate	1	0.999	0.144	0.115	0.061	1.000	0.000	0.000	0.000
		10	0.996	0.405	0.389	0.271	0.988	0.292	0.298	0.271
		100	0.994	0.461	0.468	0.352	0.649	0.733	0.693	0.747
		1000	0.994	0.461	0.470	0.352	0.579	0.781	0.769	0.829
		10000	0.994	0.461	0.470	0.352	0.727	0.775	0.792	0.916
	leaf	1	0.999	0.131	0.011	0.033	1.000	0.000	0.000	0.000
		10	0.991	0.523	0.682	0.385	0.986	0.250	0.501	0.248
		100	0.966	0.738	0.828	0.608	0.772	0.635	0.824	0.731
		1000	0.960	0.758	0.877	0.638	0.641	0.708	0.777	0.856
		10000	0.960	0.758	0.877	0.638	0.781	0.764	0.756	0.972
economics	root	1	0.995	0.000	0.000	0.000	1.000	0.000	0.000	0.000
		10	0.993	0.219	0.186	0.194	0.968	0.320	0.334	0.276
		100	0.992	0.261	0.216	0.246	0.543	0.733	0.645	0.744
		1000	0.992	0.261	0.221	0.246	0.408	0.819	0.730	0.819
		10000	0.992	0.261	0.221	0.246	0.000	0.980	1.000	0.880
	intermediate	1	0.992	0.102	0.250	0.053	1.000	0.000	0.000	0.000
		10	0.976	0.480	0.615	0.387	0.988	0.308	0.264	0.265
		100	0.972	0.500	0.634	0.412	0.675	0.746	0.857	0.754
		1000	0.972	0.500	0.634	0.412	0.646	0.787	0.877	0.836
		10000	0.972	0.500	0.634	0.412	0.645	0.869	0.919	0.917
	leaf	1	0.996	0.028	0.045	0.030	1.000	0.000	0.000	0.000
		10	0.982	0.378	0.399	0.320	0.976	0.264	0.500	0.251
		100	0.953	0.546	0.561	0.505	0.716	0.711	0.910	0.733
		1000	0.000	1.000	1.000	1.000	0.582	0.744	0.805	0.847
		10000	0.000	1.000	1.000	1.000	0.460	1.000	0.890	0.897
history	root	1	0.999	0.164	0.199	0.073	1.000	0.000	0.000	0.000
		10	0.997	0.299	0.394	0.197	0.980	0.315	0.370	0.276
		100	0.993	0.427	0.682	0.357	0.594	0.692	0.659	0.734
		1000	0.993	0.427	0.679	0.357	0.686	0.731	0.898	0.814
		10000	0.993	0.427	0.679	0.357	0.550	0.798	0.965	1.000
	intermediate	1	0.998	0.127	0.085	0.054	1.000	0.000	0.000	0.000
		10	0.998	0.224	0.138	0.158	0.979	0.309	0.575	0.273
		100	0.998	0.247	0.164	0.195	0.418	0.730	0.969	0.741
		1000	0.998	0.247	0.168	0.195	0.732	0.724	0.762	0.811
		10000	0.998	0.247	0.168	0.195	0.702	0.775	0.949	0.992
	leaf	1	0.999	0.146	0.101	0.075	1.000	0.000	0.000	0.000
		10	0.987	0.515	0.620	0.395	0.983	0.267	0.484	0.232
		100	0.971	0.644	0.691	0.571	0.698	0.671	0.835	0.722
		1000	0.968	0.658	0.699	0.590	0.106	0.739	0.833	0.868
		10000	0.968	0.658	0.699	0.590	0.610	0.743	0.853	0.991
physics	root	1	0.999	0.182	0.087	0.076	1.000	0.000	0.000	0.000
		10	0.998	0.287	0.231	0.157	0.980	0.300	0.320	0.250
		100	0.998	0.287	0.232	0.157	0.600	0.700	0.800	0.750
		1000	0.998	0.287	0.239	0.157	0.650	0.740	0.850	0.820
		10000	0.998	0.287	0.239	0.157	0.550	0.800	0.950	0.950
	intermediate	1	0.999	0.172	0.174	0.031	1.000	0.000	0.000	0.000
		10	0.986	0.451	0.480	0.323	0.970	0.280	0.300	0.250
		100	0.984	0.498	0.485	0.368	0.680	0.720	0.780	0.760
		1000	0.983	0.498	0.482	0.368	0.630	0.750	0.820	0.830
		10000	0.983	0.498	0.482	0.368	0.600	0.770	0.850	0.900
	leaf	1	0.998	0.221	0.144	0.076	1.000	0.000	0.000	0.000
		10	0.989	0.447	0.441	0.360	0.980	0.250	0.450	0.250
		100	0.969	0.604	0.669	0.542	0.700	0.670	0.820	0.720
		1000	0.965	0.625	0.660	0.567	0.650	0.720	0.850	0.850
		10000	0.965	0.625	0.660	0.567	0.600	0.740	0.870	0.920

Table 12: Normalized model similarity scores for Qwen3

Subject	Branch	Train Size	Editing				Unlearning			
			CKA	Fisher	KL	L2	CKA	Fisher	KL	L2
biology	root	1	0.999	0.102	0.060	0.085	1.000	0.000	0.000	0.000
		10	0.996	0.461	0.331	0.424	0.995	0.347	0.280	0.278
		100	0.996	0.482	0.341	0.442	0.773	0.882	0.744	0.745
		1000	0.996	0.482	0.341	0.442	0.626	0.941	0.905	0.861
		10000	0.996	0.482	0.341	0.442	0.836	0.999	0.931	0.990
	intermediate	1	0.999	0.057	0.015	0.052	1.000	0.000	0.000	0.000
		10	0.999	0.313	0.171	0.274	0.992	0.340	0.285	0.276
		100	0.999	0.379	0.227	0.311	0.546	0.910	0.774	0.766
		1000	0.999	0.379	0.227	0.311	0.304	0.949	0.854	0.864
		10000	0.999	0.379	0.227	0.311	0.742	0.934	0.866	0.933
	leaf	1	0.999	0.092	0.061	0.111	1.000	0.000	0.000	0.000
		10	0.998	0.422	0.308	0.419	0.994	0.330	0.290	0.256
		100	0.996	0.527	0.364	0.516	0.561	0.900	0.792	0.755
		1000	0.843	0.888	0.759	0.889	0.386	0.962	0.895	0.883
		10000	0.843	0.888	0.759	0.889	0.719	0.982	0.902	0.986
economics	root	1	0.999	0.002	0.072	0.000	1.000	0.000	0.000	0.000
		10	0.998	0.292	0.236	0.268	0.995	0.342	0.280	0.283
		100	0.998	0.311	0.245	0.290	0.754	0.894	0.743	0.755
		1000	0.998	0.311	0.246	0.290	0.542	0.924	0.796	0.840
		10000	0.998	0.311	0.246	0.290	0.667	0.946	0.820	0.936
	intermediate	1	0.999	0.048	0.101	0.019	1.000	0.000	0.000	0.000
		10	0.996	0.428	0.311	0.389	0.993	0.341	0.290	0.267
		100	0.996	0.454	0.326	0.417	0.720	0.904	0.785	0.772
		1000	0.996	0.454	0.326	0.417	0.668	0.943	0.825	0.864
		10000	0.996	0.454	0.326	0.417	0.741	0.945	0.844	0.946
	leaf	1	0.999	0.038	0.078	0.012	1.000	0.000	0.000	0.000
		10	0.998	0.376	0.273	0.340	0.993	0.334	0.277	0.260
		100	0.986	0.635	0.461	0.620	0.798	0.879	0.721	0.746
		1000	0.000	1.000	1.000	1.000	0.677	0.960	0.858	0.871
		10000	0.000	1.000	1.000	1.000	0.748	0.979	0.858	0.968
history	root	1	0.999	0.037	0.094	0.015	1.000	0.000	0.000	0.000
		10	0.998	0.415	0.345	0.393	0.987	0.337	0.291	0.271
		100	0.998	0.423	0.347	0.401	0.656	0.890	0.765	0.754
		1000	0.998	0.423	0.347	0.401	0.608	0.900	0.773	0.832
		10000	0.998	0.423	0.347	0.401	0.731	0.979	0.827	0.954
	intermediate	1	0.999	0.014	0.098	0.002	1.000	0.000	0.000	0.000
		10	0.997	0.445	0.368	0.419	0.991	0.341	0.281	0.272
		100	0.996	0.500	0.389	0.482	0.301	0.910	0.765	0.764
		1000	0.996	0.500	0.390	0.482	0.000	0.924	0.797	0.841
		10000	0.996	0.500	0.390	0.482	0.691	0.979	0.847	0.971
	leaf	1	1.000	0.041	0.122	0.049	1.000	0.000	0.000	0.000
		10	0.999	0.401	0.325	0.406	0.987	0.323	0.299	0.238
		100	0.997	0.510	0.386	0.515	0.655	0.886	0.819	0.732
		1000	0.997	0.510	0.386	0.515	0.036	0.994	1.000	0.897
		10000	0.997	0.510	0.386	0.515	0.520	0.982	0.980	1.000
physics	root	1	0.997	0.083	0.045	0.063	1.000	0.000	0.000	0.000
		10	0.997	0.407	0.280	0.363	0.987	0.335	0.290	0.278
		100	0.996	0.462	0.329	0.428	0.688	0.887	0.767	0.751
		1000	0.996	0.462	0.329	0.428	0.517	0.921	0.858	0.848
		10000	0.996	0.462	0.329	0.428	0.764	0.993	0.871	0.938
	intermediate	1	0.999	0.000	0.000	0.003	1.000	0.000	0.000	0.000
		10	0.996	0.424	0.310	0.407	0.986	0.339	0.310	0.269
		100	0.993	0.493	0.363	0.485	0.733	0.897	0.803	0.755
		1000	0.993	0.493	0.363	0.485	0.583	0.975	0.853	0.872
		10000	0.993	0.493	0.363	0.485	0.723	0.891	0.827	0.906
	leaf	1	0.999	0.051	0.053	0.048	1.000	0.000	0.000	0.000
		10	0.996	0.402	0.325	0.375	0.995	0.335	0.289	0.259
		100	0.992	0.509	0.384	0.493	0.740	0.892	0.787	0.739
		1000	0.992	0.509	0.384	0.493	0.526	0.966	0.904	0.889
		10000	0.992	0.509	0.384	0.493	0.642	1.000	0.853	0.984

Table 13: Normalized model similarity scores for QwQ

Subject	Branch	Train Size	Editing				Unlearning			
			CKA	Fisher	KL	L2	CKA	Fisher	KL	L2
biology	root	1	0.741	0.208	0.000	0.000	0.493	0.000	0.000	0.000
		10	0.736	0.550	0.492	0.414	0.440	0.321	0.348	0.286
		100	0.997	0.613	0.521	0.478	0.490	0.799	0.826	0.737
		1000	0.760	0.613	0.521	0.478	0.433	0.788	0.887	0.803
		10000	0.760	0.613	0.521	0.478	0.491	0.934	0.977	0.989
	intermediate	1	0.766	0.111	0.048	0.022	0.493	0.000	0.000	0.000
		10	1.000	0.543	0.433	0.408	0.440	0.308	0.356	0.275
		100	0.561	0.547	0.434	0.415	0.489	0.790	0.850	0.744
		1000	0.739	0.547	0.435	0.415	0.000	0.845	0.829	0.810
		10000	0.739	0.547	0.435	0.415	0.437	0.889	0.887	0.943
	leaf	1	0.741	0.103	0.019	0.021	0.493	0.000	0.000	0.000
		10	0.764	0.555	0.435	0.437	0.440	0.300	0.342	0.249
		100	0.760	0.675	0.551	0.583	0.438	0.789	0.797	0.733
		1000	0.976	0.803	0.699	0.758	0.050	0.886	0.964	0.846
		10000	0.976	0.803	0.699	0.758	0.435	1.000	0.932	0.983
economics	root	1	0.741	0.063	0.097	0.066	0.493	0.000	0.000	0.000
		10	0.765	0.303	0.305	0.274	0.493	0.310	0.348	0.297
		100	0.765	0.329	0.320	0.292	0.490	0.810	0.823	0.733
		1000	0.996	0.329	0.320	0.292	0.433	0.883	0.869	0.808
		10000	0.996	0.329	0.320	0.292	0.487	0.844	0.865	0.844
	intermediate	1	0.741	0.079	0.089	0.100	0.440	0.000	0.000	0.000
		10	0.763	0.403	0.391	0.370	0.440	0.301	0.351	0.266
		100	0.735	0.532	0.502	0.500	0.490	0.797	0.895	0.753
		1000	0.766	0.000	0.032	0.016	0.430	0.862	0.937	0.832
		10000	0.738	0.427	0.402	0.389	0.435	0.878	0.914	0.917
	leaf	1	0.766	0.000	0.032	0.016	0.440	0.000	0.000	0.000
		10	0.738	0.427	0.402	0.389	0.493	0.288	0.346	0.253
		100	0.755	0.610	0.576	0.576	0.438	0.788	0.787	0.722
		1000	0.000	1.000	1.000	1.000	0.487	0.886	0.962	0.834
		10000	0.000	1.000	1.000	1.000	0.434	0.981	0.951	0.932
history	root	1	0.766	0.194	0.195	0.148	0.434	0.793	0.848	0.728
		10	0.739	0.508	0.451	0.386	0.487	0.805	0.877	0.793
		100	0.736	0.604	0.535	0.478	0.434	0.793	0.848	0.728
		1000	0.761	0.604	0.535	0.478	0.487	0.805	0.877	0.793
		10000	0.761	0.604	0.535	0.478	0.490	0.982	0.925	0.935
	intermediate	1	0.563	0.210	0.205	0.140	0.493	0.000	0.000	0.000
		10	0.999	0.500	0.473	0.406	0.493	0.315	0.345	0.279
		100	0.762	0.569	0.527	0.474	0.491	0.789	0.791	0.740
		1000	0.992	0.569	0.527	0.474	0.490	0.802	0.839	0.797
		10000	0.992	0.569	0.527	0.474	0.492	0.852	0.901	0.930
	leaf	1	0.766	0.235	0.244	0.183	0.493	0.000	0.000	0.000
		10	0.994	0.568	0.501	0.462	0.493	0.290	0.347	0.239
		100	0.748	0.740	0.666	0.658	1.000	0.765	0.829	0.723
		1000	0.717	0.782	0.706	0.713	0.486	0.854	1.000	0.842
		10000	0.717	0.782	0.706	0.713	0.488	0.878	0.955	1.000
physics	root	1	0.998	0.092	0.044	0.050	1.000	0.000	0.000	0.000
		10	0.998	0.284	0.213	0.227	0.987	0.344	0.323	0.279
		100	0.998	0.302	0.229	0.249	0.575	0.836	0.836	0.741
		1000	0.998	0.302	0.232	0.249	0.639	0.852	0.867	0.814
		10000	0.998	0.302	0.232	0.249	0.741	0.908	0.889	0.955
	intermediate	1	0.999	0.060	0.067	0.014	1.000	0.000	0.000	0.000
		10	0.994	0.363	0.327	0.318	0.984	0.333	0.316	0.273
		100	0.736	0.548	0.525	0.522	0.627	0.854	0.854	0.753
		1000	0.761	0.548	0.525	0.522	0.638	0.879	0.847	0.834
		10000	0.761	0.548	0.525	0.522	0.744	0.855	0.836	0.905
	leaf	1	0.999	0.098	0.080	0.048	1.000	0.000	0.000	0.000
		10	0.995	0.366	0.335	0.330	0.990	0.321	0.366	0.264
		100	0.804	0.619	0.680	0.592	0.800	0.686	0.697	0.654
		1000	0.704	0.703	0.676	0.682	0.703	0.799	0.815	0.829
		10000	0.704	0.703	0.676	0.682	0.716	0.880	0.867	0.963

Table 14: Normalized model similarity scores for Mistral

Subject	Branch	Train Size	Editing				Unlearning			
			CKA	Fisher	KL	L2	CKA	Fisher	KL	L2
biology	root	1	0.999	0.023	0.000	0.022	1.000	0.000	0.000	0.000
		10	0.480	0.547	0.977	0.532	0.988	0.347	0.376	0.000
		100	0.351	0.757	0.958	0.749	0.410	0.857	1.000	0.000
		1000	0.313	0.955	0.963	0.958	0.577	0.863	0.856	0.410
		10000	0.313	0.955	0.963	0.958	0.778	0.911	0.837	0.978
	intermediate	1	0.986	0.028	0.010	0.023	1.000	0.000	0.000	0.000
		10	0.232	0.575	0.966	0.564	0.991	0.341	0.366	0.000
		100	0.249	0.758	0.977	0.754	0.491	0.854	0.908	0.000
		1000	0.385	0.972	0.994	0.972	0.498	0.884	0.820	0.319
		10000	0.385	0.972	0.994	0.972	0.751	0.899	0.800	1.000
	leaf	1	1.000	0.026	0.030	0.022	1.000	0.000	0.000	0.000
		10	0.479	0.560	0.958	0.549	0.991	0.317	0.396	0.000
		100	0.683	0.762	0.957	0.739	0.537	0.817	0.932	0.000
		1000	0.578	0.952	0.963	0.953	0.571	0.849	0.873	0.327
		10000	0.578	0.952	0.963	0.953	0.803	0.883	0.967	0.988
economics	root	1	0.986	0.012	0.139	0.013	1.000	0.000	0.000	0.000
		10	0.351	0.543	1.000	0.526	0.986	0.350	0.314	0.288
		100	0.147	0.736	0.982	0.719	0.432	0.858	0.790	0.747
		1000	0.197	0.898	0.966	0.894	0.524	0.879	0.777	0.809
		10000	0.197	0.898	0.966	0.894	0.489	0.975	0.880	0.912
	intermediate	1	0.999	0.027	0.087	0.017	1.000	0.000	0.000	0.000
		10	0.242	0.552	0.981	0.541	0.993	0.342	0.425	0.000
		100	0.199	0.754	0.981	0.744	0.632	0.863	0.938	0.000
		1000	0.143	0.971	0.995	0.973	0.667	0.875	0.774	0.329
		10000	0.143	0.971	0.995	0.973	0.731	0.908	0.762	0.951
	leaf	1	0.986	0.015	0.124	0.012	1.000	0.000	0.000	0.000
		10	0.523	0.569	0.949	0.556	0.989	0.321	0.354	0.267
		100	0.373	0.788	0.964	0.773	0.636	0.834	0.849	0.734
		1000	0.324	0.989	0.974	0.991	0.642	0.865	0.827	0.835
		10000	0.324	0.989	0.974	0.991	0.686	0.957	0.854	0.936
history	root	1	0.999	0.044	0.214	0.019	1.000	0.000	0.000	0.000
		10	0.285	0.560	0.960	0.546	0.987	0.347	0.342	0.282
		100	0.163	0.767	0.969	0.760	0.511	0.844	0.793	0.739
		1000	0.185	0.929	0.959	0.930	0.660	0.849	0.864	0.807
		10000	0.185	0.929	0.959	0.930	0.725	0.911	0.890	0.978
	intermediate	1	0.999	0.035	0.238	0.021	1.000	0.000	0.000	0.000
		10	0.448	0.568	0.956	0.551	0.988	0.347	0.403	0.282
		100	0.136	0.751	0.957	0.743	0.316	0.855	0.901	0.743
		1000	0.000	1.000	0.963	1.000	0.490	0.839	0.803	0.807
		10000	0.000	1.000	0.963	1.000	0.760	0.915	0.879	0.979
	leaf	1	0.986	0.051	0.211	0.034	1.000	0.000	0.000	0.000
		10	0.626	0.552	0.954	0.537	0.988	0.317	0.384	0.246
		100	0.560	0.776	0.957	0.757	0.532	0.825	0.885	0.725
		1000	0.575	0.960	0.954	0.959	0.272	0.878	0.940	0.857
		10000	0.575	0.960	0.954	0.959	0.675	0.875	0.925	0.997
physics	root	1	0.999	0.000	0.018	0.000	1.000	0.000	0.000	0.000
		10	0.376	0.566	0.960	0.551	0.987	0.344	0.323	0.279
		100	0.234	0.775	0.969	0.763	0.575	0.836	0.836	0.741
		1000	0.117	0.971	0.971	0.975	0.639	0.852	0.867	0.814
		10000	0.117	0.971	0.971	0.975	0.741	0.908	0.889	0.955
	intermediate	1	0.999	0.029	0.042	0.024	1.000	0.000	0.000	0.000
		10	0.443	0.591	0.964	0.573	0.984	0.333	0.316	0.273
		100	0.349	0.788	0.962	0.780	0.627	0.854	0.854	0.753
		1000	0.211	0.985	0.970	0.983	0.638	0.879	0.847	0.834
		10000	0.211	0.985	0.970	0.983	0.744	0.855	0.836	0.905
	leaf	1	0.986	0.065	0.048	0.025	1.000	0.000	0.000	0.000
		10	0.333	0.566	0.967	0.548	0.990	0.321	0.366	0.264
		100	0.647	0.775	0.967	0.764	0.800	0.686	0.697	0.654
		1000	0.285	0.974	0.965	0.977	0.703	0.799	0.815	0.829
		10000	0.285	0.974	0.965	0.977	0.716	0.880	0.867	0.963

Table 15: Normalized model similarity scores for Gemma

Subject	Branch	Train Size	edit				Unlearning			
			CKA	Fisher	KL	L2	CKA	Fisher	KL	L2
biology	root	1	1.000	0.152	0.000	0.000	0.791	0.000	0.013	0.052
		10	0.961	0.377	0.652	0.299	0.805	0.461	0.561	0.394
		100	0.962	0.462	0.787	0.575	0.949	0.651	0.645	0.452
		1000	0.653	0.692	0.954	0.813	0.875	0.757	0.725	0.547
		10000	0.653	0.692	0.954	0.813	0.904	0.947	0.889	0.876
	intermediate	1	1.000	0.000	0.197	0.040	1.000	0.000	0.000	0.000
		10	0.225	0.686	0.944	0.452	0.588	0.370	0.550	0.354
		100	0.183	0.809	0.981	0.673	0.596	0.542	0.642	0.462
		1000	0.196	0.730	0.999	0.925	0.859	0.837	0.741	0.530
		10000	0.196	0.730	0.999	0.925	0.888	1.000	0.905	0.859
	leaf	1	0.544	0.673	0.932	0.446	0.853	0.000	0.000	0.000
		10	0.169	0.795	0.959	0.586	0.544	0.466	0.610	0.435
		100	0.115	0.877	0.954	0.699	0.508	0.561	0.666	0.511
		1000	0.158	0.859	1.000	0.936	0.710	0.807	0.761	0.590
		10000	0.158	0.859	1.000	0.936	0.739	0.997	0.925	0.920
economics	root	1	0.994	0.273	0.548	0.041	0.870	0.000	0.000	0.000
		10	0.943	0.378	0.753	0.330	0.874	0.441	0.545	0.347
		100	0.703	0.504	0.813	0.595	0.889	0.645	0.639	0.438
		1000	0.152	0.726	0.964	0.897	0.822	0.828	0.737	0.534
		10000	0.152	0.726	0.964	0.897	0.851	1.000	0.901	0.863
	intermediate	1	0.999	0.191	0.324	0.009	0.886	0.000	0.000	0.000
		10	0.283	0.661	0.873	0.435	0.578	0.397	0.562	0.382
		100	0.174	0.798	0.970	0.638	0.580	0.515	0.630	0.451
		1000	0.238	0.886	0.969	0.931	0.671	0.809	0.775	0.626
		10000	0.238	0.886	0.969	0.931	0.699	1.000	0.939	0.956
	leaf	1	0.300	0.635	0.944	0.440	0.866	0.000	0.000	0.000
		10	0.154	0.700	0.967	0.544	0.631	0.449	0.578	0.370
		100	0.254	0.887	0.955	0.664	0.495	0.521	0.660	0.518
		1000	0.000	1.000	0.979	1.000	0.552	0.839	0.804	0.673
		10000	0.000	1.000	0.979	1.000	0.581	1.000	0.968	1.000
history	root	1	1.000	0.061	0.074	0.036	0.878	0.189	0.182	0.173
		10	0.149	0.762	0.924	0.489	0.501	0.394	0.577	0.405
		100	0.108	0.657	0.974	0.639	0.738	0.559	0.606	0.375
		1000	0.106	0.870	0.970	0.925	0.668	0.807	0.764	0.603
		10000	0.106	0.870	0.970	0.925	0.696	0.998	0.928	0.933
	intermediate	1	0.999	0.057	0.317	0.063	1.000	0.000	0.000	0.000
		10	0.511	0.759	0.931	0.474	0.550	0.376	0.585	0.432
		100	0.354	0.883	0.964	0.687	0.533	0.541	0.670	0.528
		1000	0.401	0.869	0.955	0.942	0.713	0.833	0.788	0.646
		10000	0.401	0.869	0.955	0.942	0.742	1.000	0.952	0.976
	leaf	1	0.325	0.753	0.942	0.463	0.745	0.000	0.000	0.000
		10	0.424	0.759	0.934	0.499	0.555	0.400	0.590	0.429
		100	0.317	0.863	0.974	0.625	0.518	0.479	0.639	0.490
		1000	0.276	0.863	0.989	0.874	0.678	0.747	0.746	0.590
		10000	0.276	0.863	0.989	0.874	0.707	0.938	0.910	0.920
physics	root	1	1.000	0.094	0.106	0.025	1.000	0.000	0.000	0.000
		10	0.135	0.847	0.946	0.535	0.440	0.403	0.600	0.447
		100	0.120	0.880	0.950	0.711	0.511	0.574	0.672	0.519
		1000	0.059	0.880	0.959	0.907	0.632	0.791	0.759	0.603
		10000	0.059	0.880	0.959	0.907	0.661	0.982	0.923	0.933
	intermediate	1	0.998	0.087	0.342	0.063	1.000	0.000	0.000	0.000
		10	0.759	0.414	0.787	0.363	0.844	0.446	0.545	0.337
		100	0.562	0.429	0.851	0.600	0.980	0.655	0.614	0.369
		1000	0.159	0.675	0.995	0.846	0.867	0.775	0.702	0.477
		10000	0.159	0.675	0.995	0.846	0.896	0.966	0.866	0.806
	leaf	1	1.000	0.185	0.220	0.036	0.860	0.000	0.000	0.000
		10	0.258	0.837	0.922	0.498	0.433	0.381	0.596	0.456
		100	0.267	0.701	0.964	0.649	0.710	0.560	0.626	0.421
		1000	0.142	0.882	0.976	0.908	0.651	0.783	0.759	0.604
		10000	0.142	0.882	0.976	0.908	0.680	0.973	0.923	0.933

This additional cost highlights the heavier computational demands of precise factual editing.

In summary, **unlearning prioritizes stability and low computational cost, while editing maximizes factual enforcement but risks destabilizing other knowledge and requires more resources.** The choice between the two depends on whether minimizing collateral effects or maximizing certainty of change is the primary goal.

Model similarity for llama3, qwen3, qwq, mistral, gemma and deepseek 6 families are lists below in Tables [10](#) to [15](#)

G LLM usage

We use large language models (LLMs) only for grammar checking and correction.