



# GRACE: A Language Model Framework for Explainable Inverse Reinforcement Learning

Silvia Sapora\*, Devon Hjelm, Omar Attia, Alexander Toshev, Bogdan Mazoure

Apple

Inverse Reinforcement Learning aims to recover reward models from expert demonstrations, but traditional methods yield black-box models that are difficult to interpret and debug. In this work, we introduce GRACE (**G**enerating **R**ewards **A**s **C**ode), a method for using Large Language Models within an evolutionary search to reverse-engineer an interpretable, code-based reward function directly from expert trajectories. The resulting reward function is executable code that can be inspected and verified. We empirically validate GRACE on the MuJoCo, BabyAI and AndroidWorld benchmarks, where it efficiently learns highly accurate rewards, even in complex, multi-task settings. Further, we demonstrate that the resulting reward leads to strong policies, compared to both competitive Imitation Learning and online RL approaches with ground-truth rewards. Finally, we show that GRACE is able to build complex reward APIs in multi-task setups.

**Correspondence:** Silvia Sapora: [silvia.sapora@stats.ox.ac.uk](mailto:silvia.sapora@stats.ox.ac.uk); Bogdan Mazoure: [bmazoure@apple.com](mailto:bmazoure@apple.com)

**Date:** January 29, 2026

## 1 Introduction

The performance of modern Reinforcement Learning (RL) agents is determined by, among other factors, the quality of their reward function. Traditionally, reward functions are defined manually as part of the problem specification. In many real-world settings, however, environments are readily available while reward functions are absent and must be specified. Manually designing rewards is often impractical, error-prone, and does not scale, particularly in contemporary multi-task RL scenarios (Wilson et al., 2007; Teh et al., 2017; Parisotto et al., 2016).

A natural alternative is to automate reward specification by learning a reward model from data. The dominant paradigm here is Inverse Reinforcement Learning (IRL), which attempts to infer a reward model from observations of expert behavior (Ng & Russell, 2000; Christiano et al., 2017; Ziebart et al., 2008). In the era of Deep RL, approaches such as AIRL (Fu et al., 2018) represent rewards with deep neural networks. While effective, these reward functions are typically opaque black boxes, making them difficult to interpret or verify (Molnar, 2020). Moreover, IRL methods often require substantial amounts of data and can lead to inaccurate rewards (Sapora et al., 2024).

Recently, expressing reward models through code has emerged as a promising approach (Venuto et al., 2024a; Ma et al., 2023). Code is a particularly well-suited representation, as reward functions are often far simpler to express than the complex policies that maximize them (Ng & Russell, 2000; Cook, 1971; Godel, 1956). These approaches leverage code-generating Large Language Models (LLMs) and human-provided task descriptions or goal states to generate reward programs (Venuto et al., 2024a). Subsequently, the generated rewards are verified (Venuto et al., 2024a) or improved using the performance of a trained policy as feedback (Ma et al., 2023). However, this prior work has not investigated whether it is possible to recover a reward function purely from human demonstrations in an IRL-style setting, without utilizing any explicit task description or domain-specific design assumptions.

---

\*Work done while SS was an intern at Apple.

In this work, we address the question of how to efficiently infer rewards-as-code from expert demonstrations using LLMs. We propose an optimization procedure inspired by evolutionary search (Goldberg, 1989b; Eiben & Smith, 2003b; Salimans et al., 2017a; Romera-Paredes et al., 2024a; Novikov et al., 2025b), in which code LLMs iteratively introspect over demonstrations to generate and refine programs that serve as reward models. This perspective effectively revisits the IRL paradigm in the modern context of program synthesis with LLMs.

Our contributions are threefold:

- **Sample-Efficient Reward Recovery:** We demonstrate that code LLMs conditioned on expert demonstrations can produce highly accurate reward models that generalize well to held-out data. Crucially, GRACE is highly sample-efficient, recovering accurate rewards from relatively few demonstrations without requiring manual domain knowledge or human-in-the-loop guidance.
- **Well-Shaped Rewards:** We show that rewards learned by GRACE enable the training of strong policies across diverse domains, including the procedural *BabyAI*, continuous control in *MuJoCo*, and real-world device control in *AndroidWorld*. Empirical results indicate that GRACE matches or outperforms established IRL baselines (e.g., GAIL) and online RL with ground-truth, sparse rewards.
- **Interpretability and Modularity:** Unlike black-box neural networks, GRACE generates rewards as executable Python code, making them inherently interpretable and verifiable. Furthermore, in multi-task settings, our evolutionary search naturally emerges a modular library of reusable reward functions, enabling efficient generalization across tasks.

## 2 Related Works

**LLMs for Rewards** A common way to provide verification/reward signals in an automated fashion is to utilize Foundation Models. LLM-based feedback has been used directly by Zheng et al. (2023) to score a solution or to critique examples (Zankner et al., 2024). Comparing multiple outputs in a relative manner has been also explored by Wang et al. (2023). Note that such approaches use LLM in a zero shot fashion with additional prompting and potential additional examples. Hence, they can utilize only a small number of demonstrations at best. In addition to zero shot LLM application, it is also common to train reward models, either from human feedback (Ouyang et al., 2022) or from AI feedback (Klissarov et al., 2023, 2024). However, such approaches require training a reward model that isn’t interpretable and often times require a larger number of examples.

**Code as Reward** As LLMs have emerged with powerful program synthesis capabilities (Chen et al., 2021; Austin et al., 2021; Li et al., 2023; Fried et al., 2022; Nijkamp et al., 2022) research has turned towards generating environments for training agents (Zala et al., 2024; Faldor et al., 2025) for various domains and complexities.

When it comes to rewards in particular, code-based verifiers use a language model to generate executable Python code based on a potentially private interface such as the environment’s full state. Because early language models struggled to reliably generate syntactically correct code, the first code-based verifiers (Yu et al., 2023; Venuto et al., 2024b) implemented iterative re-prompting and fault-tolerance strategies. More recent approaches focus on progressively improving a syntactically correct yet suboptimal reward function, particularly by encouraging exploration (Romera-Paredes et al., 2024b; Novikov et al., 2025a). Other approaches such as Zhou et al. (2023); Dainese et al. (2024) use search in conjunction with self-reflection (Madaan et al., 2023) to provide feedback.

While closely related to our work, EUREKA (Ma et al., 2023) assumes access to the ground-truth reward signal to evaluate and evolve the generated code, while Reward-As-Code (Venuto et al., 2024b) depends on explicit task descriptions or goal states and a hand written pipeline. In contrast to these earlier works, our pipeline doesn’t require any domain-specific adaptation and does not require the ground truth reward signal or a description of the task.

**Inverse Reinforcement Learning (IRL)** Early approaches infer a reward function that makes the expert’s policy optimal over all alternatives (Ng & Russell, 2000). Subsequent works focused on learning

policies directly, without explicit reward recovery (Abbeel & Ng, 2004), while incorporating entropy regularization (Ziebart et al., 2008) or leveraging convex formulations (Ratliff et al., 2006). More recently, deep IRL methods such as Generative Adversarial Imitation Learning (GAIL) (Ho & Ermon, 2016) have framed the problem as a distribution matching task using adversarial training. Adversarial Inverse Reinforcement Learning (AIRL) (Fu et al., 2018) further improves upon this by recovering disentangled and transferable reward functions. While related to our formulation, our representation (code) and our optimization strategy (evolutionary search) are fundamentally different, as GRACE benefits from implicit regularization through its symbolic reward representation.

### 3 Background

**Reinforcement Learning** We consider a finite-horizon Markov Decision Process (MDP) (Puterman, 2014) parameterized by  $\mathcal{M} = \langle \mathcal{S}, \mathcal{A}, T, r \rangle$  where  $\mathcal{S}, \mathcal{A}$  are the state and action spaces,  $T : \mathcal{S} \times \mathcal{A} \rightarrow \Delta(\mathcal{S})$  is the transition operator, and  $r$  is a reward function. The agent’s behavior is described by the policy  $\pi : \mathcal{S} \rightarrow \Delta(\mathcal{A})$ . Starting from a set of initial states  $\mathcal{S}_0 \subset \mathcal{S}$ , the agent takes the action  $a \sim \pi(s)$  at  $s$ , receives a reward  $r(s)$  and transitions into state  $s' \sim T(s, a)$ .

The performance of the agent is measured with expected cumulative per-timestep rewards, referred to as return:

$$J(\pi, r) = \mathbb{E}_{\tau \sim \pi, T} \left[ \sum_{t=1}^H r(s_t) \right] \quad (3.1)$$

where  $\tau$  are trajectory unrolls of horizon  $H$  of the policy  $\pi$  in  $\mathcal{M}$ . An optimal agent can be learned by maximizing Equation (3.1) via gradient descent with respect to the policy, also known as policy gradient (Sutton et al., 1999; Schulman et al., 2017).

**Inverse Reinforcement Learning** If the reward  $r$  is not specified, it can be learned from demonstrations of an expert policy  $\pi_E$ . In particular, the classical IRL objective learns a reward whose optimal return is attained by the expert (Ng & Russell, 2000; Syed & Schapire, 2007):

$$\max_R \min_{\pi} J(\pi_E, r) - J(\pi, r) \quad (3.2)$$

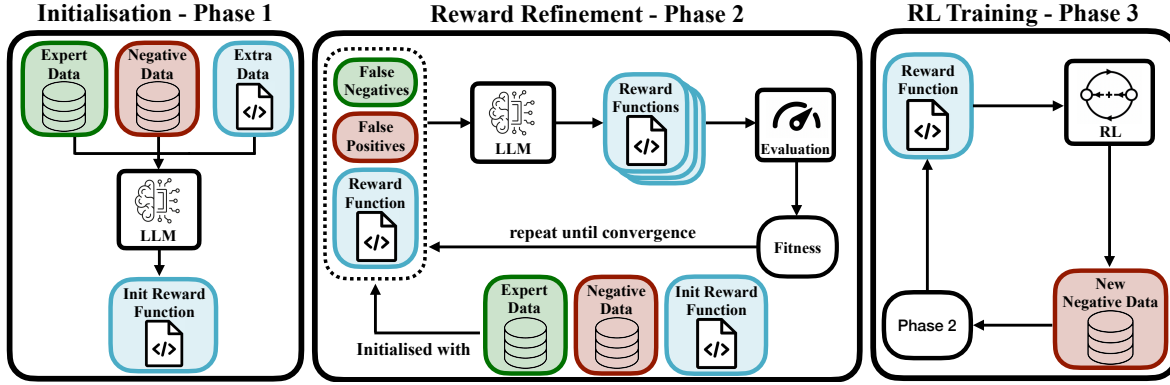
More recent IRL approaches learn a discriminator that distinguishes between expert and non-expert demonstrations (Ho & Ermon, 2016; Swamy et al., 2021). The likelihood of the agent’s data under the trained discriminator can be implicitly thought of as a reward. Modern approaches often frame this as a divergence minimization problem, matching the state-action visitation distributions of the learner and the expert. These approaches utilize gradient based methods to optimize their objectives.

**Evolutionary search** As an alternative for cases where the objective is not readily differentiable, gradient-free methods can be employed. One such method is evolutionary search, which maintains a set of candidate solutions (called a population) and applies variation operators to improve it (Salimans et al., 2017b; Eiben & Smith, 2003a; Goldberg, 1989a). These operators include mutation, where a hypothesis is partially modified, and recombination, where two hypotheses are combined to produce a new one. Each variation is evaluated using a fitness function, which measures the quality of a given hypothesis. Starting with an initial population, evolutionary search repeatedly applies these variation operators, replacing hypotheses with higher-fitness alternatives.

In this work, we focus on inferring reward functions, represented as Python code, from a set of demonstrations. While this setup is related to IRL, representing rewards as code prevents us from applying gradient-based methods commonly used in IRL. For this reason, we adopt evolutionary search as our optimization method.

### 4 Method

We propose GRACE, **G**enerating **R**ewards **A**s **C**ode, an interpretable IRL framework that generates a reward function as executable Python code. Initially, an LLM analyzes expert and random trajectories



**Figure 1** Overview of the GRACE framework. (a) The expert, negative and extra data (if any) is used to generate an initial set of possible reward functions. (b) The expert and negative states are used to mutate reward functions through an evolutionary procedure. The rewards are iteratively refined by feeding low-fitness examples to the reward. (c) An agent is trained with online RL using the converged reward; the data it sees during the training is added to  $\mathcal{D}^-$  and used to further improve the reward.

(Phase 1) and generates a preliminary set of reward programs. This initial set of reward functions is then iteratively improved through evolutionary search, where the LLM mutates the code based on low-fitness examples (Phase 2). The best-performing reward function is used to train an RL agent. This agent then explores the environment, and the new trajectories it generates are used to expand the dataset, revealing new edge cases or failure modes (Phase 3). This loop continues, with the expanded dataset from Phase 3 being used in the next iteration of Phase 1 and 2, progressively improving the reward function. Notably, prior to the initial analysis, the LLM can optionally perform a data cleaning step to identify and remove irrelevant states if the expert trajectories are known to be noisy or suboptimal. The overall process is illustrated in Figure 1 and detailed below and in Algorithm 1

**Phase 1: Initialisation** The initial reward code generation by GRACE is based on a set of demonstration trajectories  $\mathcal{D}^+$  and a set of random trajectories  $\mathcal{D}^-$ . The former is generated using an expert policy or human demonstrations depending on the concrete setup, while the latter is produced by a random policy. Note that with a slight abuse of notation we will use  $\mathcal{D}$  to denote interchangeably a set of trajectories as well the set of all states from these trajectories.

The language model is prompted with a random subset of  $\mathcal{D}^+$  and, optionally, extra information available about the environment (e.g. its Python code or tool signature), to produce two artifacts:

**Initial rewards:** The LLM generates an initial set  $\mathcal{R}^{\text{init}}$  of reward functions. Each function  $r \in \mathcal{R}^{\text{init}}$  is represented as Python code:

```
def reward(state) -> float:
    <LLM produced code>
```

designed to assign high values to expert states  $\mathcal{S}_e$  and low values to negative ones  $\mathcal{S}_n$ . This set of rewards is treated as the population in the subsequent evolution phase.

**(Optional) Data cleaning:** The LLM analyzes the states from expert demonstrations to identify the subset of expert states  $\mathcal{S}_e \subseteq \mathcal{D}^+$  that solve the task - these are positive samples. All remaining states  $\mathcal{S}_n = \{\mathcal{D}^+ \setminus \mathcal{S}_e\} \cup \mathcal{D}^-$  are treated as negative samples.

**Phase 2: Reward Refinement through Evolutionary Search** GRACE uses Evolutionary Search to discover rewards that effectively distinguish between expert and negative states. This is achieved by *mutating* the current reward population  $\mathcal{R}$  using a code LLM and retaining rewards with high *fitness*.

---

**Algorithm 1** GRACE: Generating Rewards As CodE

---

```
Inputs:
 $\mathcal{D}^+$ : expert trajectories,  $\mathcal{D}^-$ : random trajectories
 $\mathcal{R}$ : reward population
Parameters:
 $P$ : population size,  $N$ : RL budget
 $M$ : data augmentation steps

procedure GRACE( $\mathcal{D}^+$ ,  $\mathcal{D}^-$ )
   $\mathcal{S}_e = \{s \in \mathcal{D}^+\}$ ,  $\mathcal{S}_n = \{s \in \mathcal{D}^-\}$ 
   $\mathcal{R} = \{\text{LLM}(\mathcal{S}_e, \mathcal{S}_n, \text{reward\_prompt})\}$ 

  // Reward Refinement.
  for  $i = 1 \dots M$  do
     $\mathcal{R} \leftarrow \text{EVOSEARCH}(\mathcal{R}, \mathcal{S}_e, \mathcal{S}_n)$ 
     $\mathcal{D}_{r^*} \leftarrow \text{DATAEXPANDRL}(\mathcal{R})$ 
     $\mathcal{S}_n = \mathcal{D}_{r^*} \cup \mathcal{S}_n$ 
  end for
  Return  $r^* = \arg \max_{r \in \mathcal{R}} f(r)$ 
end procedure

function EVOSEARCH( $(\mathcal{R}, \mathcal{S}_e, \mathcal{S}_n)$ )
  for  $k = 1 \dots K$  do
     $\mathcal{R}_{\text{new}} \leftarrow \emptyset$ 
    for  $j = 1 \dots P$  do
      Sample  $r \sim \exp(f(r))$ 
       $r' \leftarrow m(r)$  // See Eq. 4.2
       $\mathcal{R}_{\text{new}} \leftarrow \mathcal{R}_{\text{new}} \cup \{r'\}$ 
    end for
     $\mathcal{R} \leftarrow \text{Top}_P(\mathcal{R} \cup \mathcal{R}_{\text{new}})$  // Keep best  $P$  re-
    wards
  end for
  Return  $\mathcal{R}$ 
end function

function DATAEXPANDRL( $\mathcal{R}$ )
   $r^* \leftarrow \arg \max_{r \in \mathcal{R}} f(r)$ 
  Train  $\pi_{r^*}$  with PPO under budget  $N/M$ 
  Collect new trajectories  $\mathcal{D}_{r^*}$ 
  return  $\mathcal{D}_{r^*}$ 
end function
```

---

The *fitness*  $f$  of a reward function  $r$  measures how well this function assigns large values to expert states and small values to negative states, akin to what would be expected from a meaningful reward. To do this, we adopt the standard AIRL (Fu et al., 2018) loss to ensure transferable rewards:

$$f(r) = \mathbb{E}_{s \sim \mathcal{S}_e} [\log D_r(s)] + \mathbb{E}_{s \sim \mathcal{S}_n} [\log(1 - D_r(s))] \quad (4.1)$$

where  $D_r(s)$  is the discriminator parametrised by the reward function  $r$ . Following the AIRL formulation, the discriminator takes the form  $D_r(s) = \frac{\exp(r(s))}{\exp(r(s)) + \pi(a|s)}$ .

The *mutation* operator  $m$  utilizes an LLM to improve the current reward code and correct failures. We prompt the LLM to generate a mutated reward  $r'$  based on the current source code and specific failure cases:

$$m(r) = \text{LLM}(\text{source}(r), \text{context}, \text{prompt}) \quad (4.2)$$

Crucially, the context provided to the LLM enables targeted debugging. It includes:

- **Current Reward Source Code:** The Python implementation of the “parent” reward function  $r$ .
- **Wrong Examples:** A random sample of states  $s_w$  with low fitness under reward  $r$ .
- **Reward Values:** The output value  $r(s_w)$  by the current function for each low-fitness state.
- **(Optional) Extra environment information:** It is possible to include, if available, extra information about the environment such as (partial) source code or a text description.
- **(Optional) Debug information:** The LLM can have an option to define a `debug`( $s, \mathcal{D}^+, \mathcal{D}^-$ ) function. The output of this function can then be included, in-context, in each mutation prompt. This allows the model to print custom intermediate variables, logic checks during execution or aggregate information over the expert and negative datasets.

We repeatedly apply the mutation operation to evolve the reward population  $\mathcal{R}$ . In each iteration, we sample a set of parent rewards  $r \in \mathcal{R}$  based on a softmax distribution of their fitness, where the probability of selecting a specific reward is given by  $\frac{\exp(f(r))}{\sum_{r' \in \mathcal{R}} \exp(f(r'))}$ . We apply the mutation operator to these parents to generate a new batch of candidate rewards. To maintain a high-quality population, we retain only the top  $N$  performing functions based on their fitness scores (from the combined set of current and newly mutated rewards). After  $K$  iterations, we return the single reward function with the highest fitness  $r^* = \arg \max_{r \in \mathcal{R}} \{f(r)\}$ . This phase is detailed as function EVOSEARCH in Algorithm 1.

**Phase 3: Active Data Collection via Reinforcement Learning** The optimal reward  $r^*$  above is obtained by inspecting existing demonstrations. To further improve the reward, we can collect further demonstrations by training a policy  $\pi_{r^*}$  using the current optimal reward  $r^*$ ; and use this policy to collect additional data  $\mathcal{D}_{r^*}$ .

In more detail, we employ PPO (Schulman et al., 2017) to train a policy in the environment of interest. As this process can be expensive, we use a predefined environment interaction budget  $N$  instead of training to convergence. The new trajectories are added to the dataset of negative trajectories  $D^-$ , as they are likely to contain new edge cases the reward should consider. These are used to further refine the reward population as described in the preceding Sec. 4 (Phase 2). This phase is presented as function DATAEXPANDRL in Algorithm 1.

The final algorithm, presented in Algorithm 1, consists of repeatedly performing Evolutionary Search over reward population  $\mathcal{R}$  followed by data expansion using RL-trained policy.

**Additional reward shaping** When the reward function offline performance on  $\mathcal{D}$  doesn’t translate to good online RL performance, we assume that the reward signal is poorly shaped, and additional refinement is required. In these cases, the LLM’s info in Eq. 4.2 is augmented beyond low-fitness states to include full expert trajectories alongside the current reward value for each state. We then instruct the LLM to reshape the reward function, using expert trajectories as a reference, so that it provides a signal that increases monotonically.

## 5 Experiments

We empirically evaluate GRACE with respect to its ability to generate rewards that lead to effective policy learning. Specifically, we aim to address the following questions:

- **Accuracy and Generalization:** Can GRACE recover correct rewards, and with how many expert samples?
- **Policy Learning Performance:** How does GRACE compare to other IRL methods or to online RL trained with ground-truth rewards?
- **Qualitative Properties:** How well-shaped are the rewards produced by GRACE?
- **Interpretability and Multi-Task Efficacy:** Does GRACE produce reusable reward APIs?

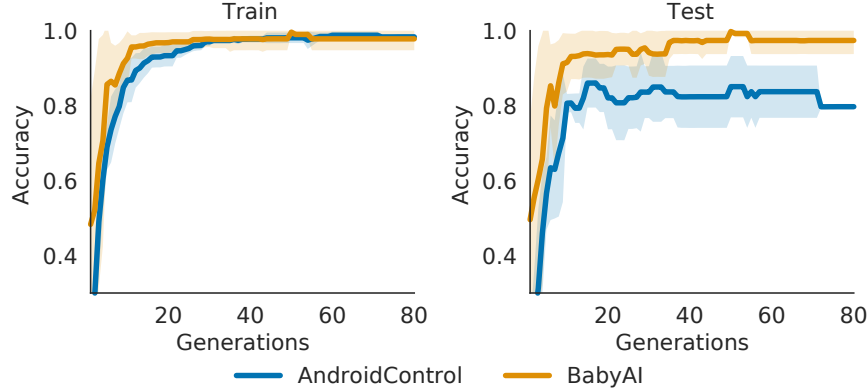
	PPO	GRACE w/ GPT-4o	GRACE w/ Qwen3-Coder-30B	GAIL w/ 10 traj	GAIL w/ 200 traj	AIRL w/ 200 traj
<b>Hopper</b>	2212 $\pm$ 54	2143 $\pm$ 80	2106 $\pm$ 76	1902 $\pm$ 183	2056 $\pm$ 92	2028 $\pm$ 82
<b>Walker</b>	2675 $\pm$ 292	2072 $\pm$ 576	2229 $\pm$ 600	790 $\pm$ 90	1982 $\pm$ 101	2108 $\pm$ 293
<b>Ant</b>	6239 $\pm$ 237	5707 $\pm$ 210	6085 $\pm$ 804	3871 $\pm$ 408	5521 $\pm$ 674	4308 $\pm$ 306
<b>Humanoid</b>	6455 $\pm$ 302	5809 $\pm$ 106	5921 $\pm$ 301	4772 $\pm$ 251	6521 $\pm$ 337	6512 $\pm$ 291

**Table 1 MuJoCo Results** Average returns on 4 MuJoCo continuous control tasks. Average and standard deviation is reported across 5 different seeds. The total number of required LLM calls to recover a reward for each task averages at 2000 for both GPT-4o and Qwen3-Coder-30B.

### 5.1 Experimental Setup

To evaluate GRACE, we conduct experiments in three distinct domains: the procedurally generated maze environment *BabyAI* (Chevalier-Boisvert et al., 2018), which tests reasoning and generalization; the physics simulator *MuJoCo* (Todorov et al., 2012), which ensures GRACE works on continuous, non-symbolic environments; and the Android-based UI simulator *AndroidWorld* (Rawles et al., 2024), to evaluate applicability to real-world, complex problems. Across all experiments, we don’t provide GRACE with any in-context information about the environment (such as a description or source code) to ensure a fair comparison against baselines.





**Figure 2 Fitness vs Number of generations.** Evolution of train and test fitness across evolution generations, as defined by Algorithm 1, for *BabyAI* and *AndroidControl* (multi-level settings). For *BabyAI*, we provide 8 expert trajectories and 8 negative trajectories for each task. For *AndroidControl*, we provide 8-12 expert trajectories and  $\sim 800$  negative trajectories total. Shading is standard deviation across 3 seeds. For these experiments, no online data is added beyond the initial trajectories provided ( $M = 1$ ).

**BabyAI** Our *BabyAI* evaluation suite comprises 20 levels, including 3 custom levels designed to test zero-shot reasoning on tasks not present in public repositories, thereby mitigating concerns of data contamination. Expert demonstrations are generated using the **BabyAI-Bot** (Farama Foundation et al., 2025), which algorithmically solves *BabyAI* levels optimally. We extend the bot to support our custom levels as well. For each level, we gather approximately 500 expert trajectories. Another 500 negative trajectories are collected by running a randomly initialized agent in the environment. The training dataset consists of up to 16 trajectories, including both expert and negative examples. All remaining trajectories constitute the test set. For each dataset, we evolve the reward on the train trajectories and report both train and test fitness from Eq. (4.1). For this environment, we never augment the dataset with online trajectories ( $M = 1$ ), as we establish it’s not necessary to recover the optimal reward.

The state is represented by a  $(h, w, 3)$  array. The state is fully observable, with the first channel containing information about the object type (with each integer corresponding to a different object, such as box, key, wall, or agent), the second channel contains information about the object’s color and the third any extra information (e.g. agent direction, if is the door locked). The recovered reward function needs to operate on the state representation as a  $(h, w, 3)$  array, but we also include a pixel image of the state in context for the LLM. For the classic GAIL baseline, we finetune **llava-onevision-qwen2-0.5b-ov-hf** on state images as the reward model. Given *BabyAI* is an environment that terminates on success, we only consider the last state of expert trajectories as a positive state, we do this for both GRACE and the GAIL baseline.

**MuJoCo** We conduct additional experiments on 4 tasks from the classical *MuJoCo* continuous control suite (Todorov et al., 2012): **Hopper**, **Walker**, **Ant**, **Humanoid**. These tasks demonstrate that GRACE also succeeds at reward design in continuous action and state spaces. We run all our *MuJoCo* experiments using the fully differentiable physics engine Brax (Freeman et al., 2021) to speed up learning. Unlike the *BabyAI* and *Android* experiments, in *MuJoCo* we augment the dataset 10 times ( $M = 10$ ) with new trajectories coming from the learner policy. The reward is only updated if the fitness is low on the newly added trajectories.

**Android** To assess GRACE in a high-dimensional, real-world setting, we use the *AndroidControl* dataset (Rawles et al., 2023; Li et al., 2024), which provides a rich collection of complex, multi-step human interactions across standard Android applications. The state space includes both raw screen pixels and the corresponding XML view hierarchy. Both representations are included in-context in the mutation prompt, while the reward function only takes the XML representation as input.

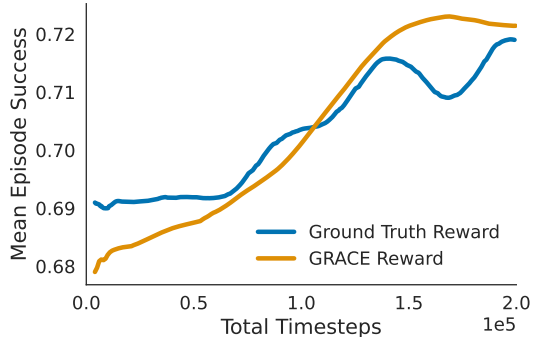
From this dataset, we curate a subset of trajectories focused on the Clock application, where users successfully

complete tasks such as “set a timer 6 hours from now”. These serve as our positive examples. Negative samples are drawn from trajectories in other applications (e.g., Calculator, Calendar, Settings). Specifically, we select 12 expert demos for the “set timer” task, and 8 each for the stopwatch tasks (“pause stopwatch” and “run stopwatch”). We use 80% of trajectories in the train set and the remaining for the test set. For this environment, we never augment the dataset with online trajectories ( $M = 1$ ), as we establish it’s not necessary to recover the optimal reward. In this setting, we recover a multi-task reward and we give the option to the LLM to remove any states it judges as unnecessary to task completion.

**GRACE Parameters** All parameters used across our experiments can be found in Appendix A.4.

Task	PPO	GAIL	GRACE
GoToRedBallNoDist	1.00	<b>1.00</b>	<b>1.00</b>
GoToRedBall	1.00	0.35	<b>1.00</b>
PickupDist	0.31	0.15	<b>0.32</b>
PickupLoc	0.21	0.00	<b>0.26</b>
GoToObj	1.00	0.92	<b>1.00</b>
OpenDoorColor	1.00	0.98	<b>1.00</b>
OpenTwoDoors	1.00	0.37	<b>1.00</b>
PlaceBetween (new)	0.09	0.01	<b>0.09</b>
OpenMatchingDoor (new)	0.79	0.20	<b>0.35</b>
Multi-task	0.95	0.31	<b>0.92</b>

**Table 2** Success rates on selected BabyAI environments. GRACE compared against PPO and GAIL. GRACE uses 8 expert trajectories per task, while GAIL uses 2000. Additional results are available in Table 3



**Figure 3** Training Curves for *AndroidWorld* Clock Tasks. Mean episode success over the 3 *AndroidWorld* clock tasks: ClockStopWatchPaused-Verify, ClockStopWatchRunning, and ClockTimer-Entry.

## 5.2 Analysis

**GRACE recovers rewards with high accuracy.** We first examine whether GRACE evolutionary search (Phase 2) can successfully recover the underlying task reward from demonstrations alone. We evaluate this in two settings using *BabyAI*: (i) a single-level setting, where the model infers a task-specific reward, and (ii) a more challenging multi-level setting, where GRACE must learn a single, general reward function conditioned on both state and a language goal.

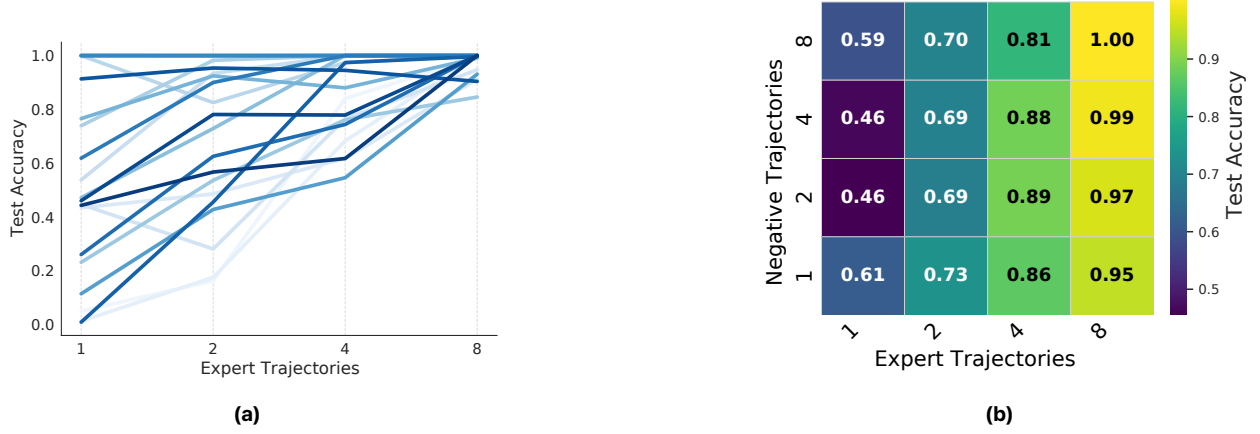
In Figures 4 and 2, we show that the reward accuracy consistently reaches 1.0 across all BabyAI tasks in both single- and multi-level settings, as well as on AndroidControl. A fitness of 1.0 corresponds to assigning higher values to all expert states than to negative states.

We further ablate two aspects of the algorithm. First, we analyze sample efficiency by varying the number of expert and negative demonstrations. Results on BabyAI (Figure 4a) show non-trivial performance even with a single demonstration, with gradual improvement and perfect scores achieved using only eight expert trajectories. The number of negative trajectories also plays a role, though to a lesser degree: for example, accuracy of 0.95 is achieved with just a single negative trajectory, provided that sufficient expert trajectories are available (Figure 4b).

Finally, we assess the robustness and efficiency of the evolutionary process. As shown in Figure 2, in the multi-task setting GRACE reliably converges to a high-fitness reward function in fewer than 100 generations (i.e., evolutionary search steps) and no additional trajectories from the learner agent ( $M = 1$ ), demonstrating the effectiveness of our LLM-driven refinement procedure.

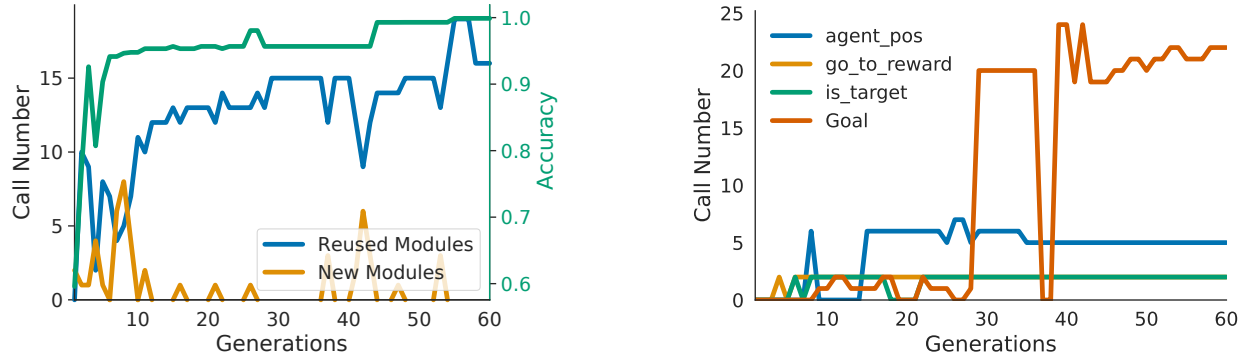
**Comparison with Baselines:** To validate the quality of the inferred reward function, we compare against two approaches. First, we use PPO (Schulman et al., 2017) to optimise both the rewards recovered by GRACE as well as the groundtruth sparse reward. Clearly, the latter should serve as an oracle, while it does not benefit from dense rewards. As an IRL baseline, we compare against GAIL (Ho & Ermon, 2016). GAIL is trained with a large dataset of 2,000 expert trajectories per task.





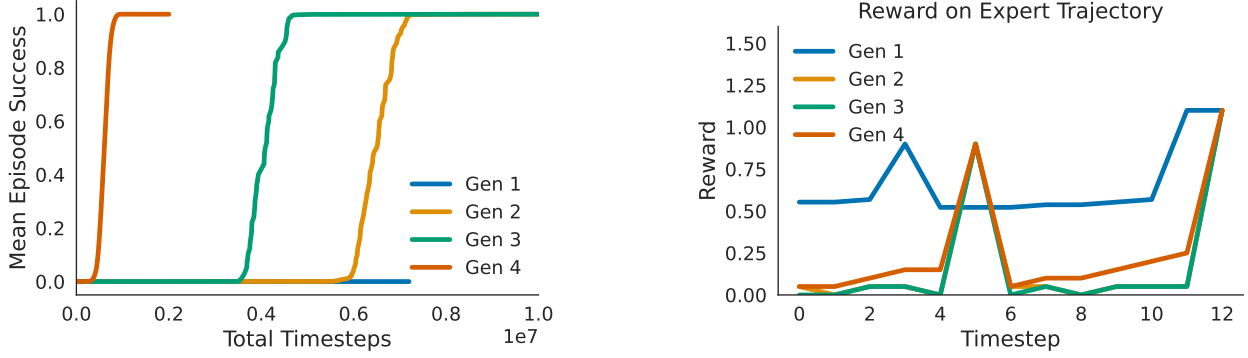
**Figure 4 Fitness vs Number of Expert Trajectories.** The accuracy is computed on test dataset after obtaining maximum fitness on training data with corresponding number of expert and negative training trajectories. (a) Performance on all 20 BabyAI tasks. (b) Aggregate accuracy across 20 BabyAI tasks.

As shown in Tables 1 and 2, GRACE consistently matches or outperforms baselines across all tasks with less training data. On several tasks, GRACE matches Oracle PPO with ground-truth rewards, whereas GAIL completely fails. This demonstrates that the interpretable, code-based rewards from GRACE are practically effective, enabling successful downstream policy learning. To ensure a fair comparison, baseline and GRACE agents are trained using the same underlying PPO implementation, agent architecture and hyperparameters. Performance is measured by the final task success rate after  $1e7$  environment steps. Crucially, no extra information or environment code is provided in context to GRACE. Similarly, we evolve a separate reward function for each task in the AndroidControl dataset matching tasks present in the Clock *AndroidWorld* tasks: ClockStopWatchPausedVerify, ClockStopWatchRunning and ClockTimerEntry. The training curves for all tasks (averaged) are reported in Figure 3.



**Figure 5 Module and function reuse across generations** On the left, we show at each generation step the number of newly created modules and the number of existing and thus reused modules from prior rewards, contrasted with the accuracy in the reward population. On the right, we show number of times a module are being re-used, for a select set of modules.

**MuJoCo Performance** In our MuJoCo evaluation, GRACE leverages an LLM-generated debug function to analyze distributional differences between expert and negative trajectories, computing key statistics such as mean, standard deviation, percentiles, and Cohen’s  $d$  for each state feature. While this statistical analysis proves effective for lower-dimensional tasks, the method still struggles with the Humanoid environment. We hypothesize that this performance drop stems from the LLM’s struggle to effectively parse and reason over the extensive numerical arrays required to represent high-dimensional states in a text-based format.



**Figure 6 Shaping** Using the default reward recovered by GRACE occasionally leads to failure in learning the correct behavior due to poor shaping. Through the targeted shaping in Phase 3, we significantly improve final performance and speed of learning.

**GRACE generates well shaped rewards:** We demonstrate GRACE’s ability to produce well-shaped rewards that accelerate learning. For challenging, long-horizon tasks like OpenTwoDoors, a correct but unshaped reward can lead to local optima where the agent gets stuck (Figure 6, “Gen 1”). By explicitly tasking the LLM to introduce shaping terms, GRACE refines the reward to provide a denser learning signal. As shown in Figure 6, this targeted shaping dramatically improves both the final performance and the speed of learning, allowing the agent to solve the task efficiently. This confirms that GRACE not only finds what the goal is but also learns how to guide an agent towards it.

**GRACE Code Reuse:** A key advantage of representing rewards as code is the natural emergence of reusable functions that collectively form a domain-specific reward library. We study this phenomenon in the multi-task *BabyAI* setting (Figure 5). In the early generations of evolutionary search, GRACE actively generates many new modules to explore alternative reward structures. After generation 10, the rate of new module creation drops sharply. At this point, GRACE shifts toward reusing the most effective, high-level modules it has already discovered.

To further illustrate this reuse, Figure 5 (right) shows call counts for a selected set of modules within the evolving reward API. For instance, the *Goal* module, which summarizes a set of goals, is initially used sparingly but becomes heavily invoked following a code refactor at generation 30. Likewise, the *agent\_pos* function is reused at least five times after its introduction. These trends demonstrate that GRACE progressively builds a reward library that supports efficient multi-task generalization.

## 6 Discussion

**Limitations** A key limitation of GRACE is its limited scalability to high-dimensional state spaces for evolving reward functions. While code offers interpretability, neural networks are inherently better suited for processing high-dimensional observations (such as pixels), as they excel at learning distributed representations directly from raw sensory data, a task where symbolic feature extraction often proves brittle or infeasible.

**Conclusion** We introduce GRACE, a novel framework that leverages LLMs within an evolutionary search to address the critical challenge of interpretability in IRL. Our empirical results demonstrate that by representing reward functions as executable code, we can move beyond the black-box models of traditional IRL and produce rewards that are transparent, verifiable, and effective in RL learning. We show that GRACE successfully recovers accurate and generalisable rewards from few expert trajectories, in stark contrast to deep IRL methods like AIRL. This sample efficiency suggests that the strong priors and reasoning capabilities of LLMs provide a powerful inductive bias. Furthermore, we demonstrate the framework’s practical utility by applying it to the AndroidWorld environment, showing that GRACE can learn rewards for a variety of tasks with real-world applications directly from user interaction data.

## References

- Pieter Abbeel and Andrew Y. Ng. Apprenticeship learning via inverse reinforcement learning. In *Proceedings of the Twenty-First International Conference on Machine Learning (ICML)*, pp. 1–8. ACM, 2004.
- Jacob Austin, Augustus Odena, Maxwell Nye, Maarten Bosma, Henryk Michalewski, David Dohan, Ellen Jiang, Carrie Cai, Michael Terry, Quoc V. Le, and Charles Sutton. Program synthesis with large language models. *arXiv preprint arXiv:2108.07732*, 2021.
- Mark Chen, Jerry Tworek, Heewoo Jun, Qiming Yuan, Henrique Ponde de Oliveira Pinto, Jared Kaplan, Harri Edwards, Yuri Burda, Nicholas Joseph, Greg Brockman, Alex Ray, Raul Puri, Gretchen Krueger, Michael Petrov, Heidy Khlaaf, Girish Sastry, Pamela Mishkin, Brooke Chan, Scott Gray, Nick Ryder, Michael Pavlov, Alethea Power, Lukasz Kaiser, Miljan Bavarian, Clemens Winter, Phil Tillet, Felipe Such, Dave Cummings, Matthias Plappert, Fotios Chantzis, Elizabeth Barnes, Ariel Herbert-Voss, William Guss, Alex Nichol, Igor Paino, Nikolas Tezak, Jie Tang, Igor Babuschkin, Suchir Balaji, Suyog Jain, William Saunders, Christopher Hesse, Mark Carr, Aitor Lewkowycz, David Dohan, Howard Mao, Lily Thompson, Erica Frank, Joshua Chen, Victor Butoi, David Hernandez, Liane DasSarma, Maxwell Chan, Mateusz Litwin, Scott Gray, Jack Clark, Christopher Berner, Sam McCandlish, Alec Radford, Ilya Sutskever, and Dario Amodei. Evaluating large language models trained on code. *arXiv preprint arXiv:2107.03374*, 2021.
- Maxime Chevalier-Boisvert, Dzmitry Bahdanau, Salem Lahlou, Lucas Willems, Chitwan Saharia, Thien Huu Nguyen, and Yoshua Bengio. Babyai: A platform to study the sample efficiency of grounded language learning. *arXiv preprint arXiv:1810.08272*, 2018.
- Paul F. Christiano, Jan Leike, Tom Brown, Miljan Martic, Shane Legg, and Dario Amodei. Deep reinforcement learning from human preferences. In *Advances in Neural Information Processing Systems (NeurIPS)*, pp. 4299–4307, 2017.
- Stephen A. Cook. The complexity of theorem-proving procedures. In *Proceedings of the Third Annual ACM Symposium on Theory of Computing, STOC '71*, pp. 151–158, New York, NY, USA, 1971. Association for Computing Machinery. ISBN 9781450374644. doi: 10.1145/800157.805047. URL <https://doi.org/10.1145/800157.805047>.
- Nicola Dainese, Matteo Merler, Minttu Alakuijala, and Pekka Marttinen. Generating code world models with large language models guided by monte carlo tree search. *Advances in Neural Information Processing Systems*, 37: 60429–60474, 2024.
- Agoston E. Eiben and J. E. Smith. *Introduction to Evolutionary Computing*. SpringerVerlag, 2003a. ISBN 3540401849.
- Agoston E. Eiben and James E. Smith. *Introduction to Evolutionary Computing*. Springer, 2003b.
- Maxence Faldor, Jenny Zhang, Antoine Cully, and Jeff Clune. Omni-epic: Open-endedness via models of human notions of interestingness with environments programmed in code. In *International Conference on Learning Representations*, 2025. URL <https://openreview.net/forum?id=Y1XkzMJpPd>.
- Farama Foundation, Maxime Chevalier-Boisvert, Bolun Dai, Mark Towers, Rodrigo Perez-Vicente, Lucas Willems, Salem Lahlou, Suman Pal, Pablo Samuel Castro, and Jordan Terry. Minigrid: Modular & customizable reinforcement learning environments. <https://github.com/Farama-Foundation/Minigrid>, 2025. Accessed: 2025-09-24.
- C. Daniel Freeman, Erik Frey, Anton Raichuk, Sertan Girgin, Igor Mordatch, and Olivier Bachem. Brax - a differentiable physics engine for large scale rigid body simulation, 2021. URL <http://github.com/google/brax>.
- Daniel Fried, Joshua Ainslie, David Grangier, Tal Linzen, and Dani Yogatama. InCoder: A generative model for code infilling and synthesis. In *International Conference on Learning Representations (ICLR)*, 2022.
- Justin Fu, Katie Luo, and Sergey Levine. Learning robust rewards with adversarial inverse reinforcement learning, 2018. URL <https://arxiv.org/abs/1710.11248>.
- Kurt Godel. Letter to john von neumann, 1956. URL <https://ecommons.cornell.edu/server/api/core/bitstreams/46aef9c4-288b-457d-ab3e-bb6cb1a4b88e/content>.
- David E. Goldberg. *Genetic Algorithms in Search, Optimization and Machine Learning*. Addison-Wesley Longman Publishing Co., Inc., USA, 1st edition, 1989a. ISBN 0201157675.
- David E. Goldberg. *Genetic Algorithms in Search, Optimization, and Machine Learning*. Addison-Wesley, 1989b.
- Jonathan Ho and Stefano Ermon. Generative adversarial imitation learning. In *Advances in Neural Information Processing Systems*, volume 29, 2016.

- Martin Klissarov, Pierluca D’Oro, Shagun Sodhani, Roberta Raileanu, Pierre-Luc Bacon, Pascal Vincent, Amy Zhang, and Mikael Henaff. Motif: Intrinsic motivation from artificial intelligence feedback. *arXiv preprint arXiv:2310.00166*, 2023.
- Martin Klissarov, Devon Hjelm, Alexander Toshev, and Bogdan Mazoure. On the modeling capabilities of large language models for sequential decision making. *arXiv preprint arXiv:2410.05656*, 2024.
- Raymond Li, Loubna Ben Allal, Yacine Jernite Zi, Denis Kocetkov, Chenxi Mou, Aleksandra Piktus, Laura Weber, Wenhao Xiao, Jihad Bibi, Stella Biderman, et al. Starcoder: may the source be with you! *arXiv preprint arXiv:2305.06161*, 2023.
- Wei Li, William Bishop, Alice Li, Chris Rawles, Folawiyo Campbell-Ajala, Divya Tyamagundlu, and Oriana Riva. On the effects of data scale on computer control agents. *arXiv e-prints*, pp. arXiv–2406, 2024.
- Yecheng Jason Ma, William Liang, Guanzhi Wang, De-An Huang, Osbert Bastani, Dinesh Jayaraman, Yuke Zhu, Linxi Fan, and Anima Anandkumar. Eureka: Human-level reward design via coding large language models. *arXiv preprint arXiv: Arxiv-2310.12931*, 2023.
- Aman Madaan, Niket Tandon, Prakhar Gupta, Skyler Hallinan, Luyu Gao, Sarah Wiegrefe, Uri Alon, Nouha Dziri, Shrimai Prabhumoye, Yiming Yang, et al. Self-refine: Iterative refinement with self-feedback. *Advances in Neural Information Processing Systems*, 36:46534–46594, 2023.
- Christoph Molnar. *Interpretable machine learning*. Lulu. com, 2020.
- Andrew Y. Ng and Stuart J. Russell. Algorithms for inverse reinforcement learning. In *Proceedings of the Seventeenth International Conference on Machine Learning (ICML)*, pp. 663–670. Morgan Kaufmann, 2000.
- Erik Nijkamp, Richard Pang, Hiroaki Hayashi, Tian He, Baptiste Roziere, Canwen Xu, Susan Li, Dan Jurafsky, Luke Zettlemoyer, Veselin Stoyanov, and Hyung Won Chung. Codegen: An open large language model for code with multi-turn program synthesis. In *International Conference on Learning Representations (ICLR)*, 2022.
- Alexander Novikov, Ngân Vŭ, Marvin Eisenberger, Emilien Dupont, Po-Sen Huang, Adam Zsolt Wagner, Sergey Shirobokov, Borislav Kozlovskii, Francisco JR Ruiz, Abbas Mehrabian, et al. Alphaevolve: A coding agent for scientific and algorithmic discovery. *arXiv preprint arXiv:2506.13131*, 2025a.
- Alexander Novikov, Ngân Vŭ, Marvin Eisenberger, Emilien Dupont, Po-Sen Huang, Adam Zsolt Wagner, Sergey Shirobokov, Borislav Kozlovskii, Francisco J. R. Ruiz, Abbas Mehrabian, M. Pawan Kumar, Abigail See, Swarat Chaudhuri, George Holland, Alex Davies, Sebastian Nowozin, Pushmeet Kohli, and Matej Balog. Alphaevolve: A coding agent for scientific and algorithmic discovery, 2025b. URL <https://arxiv.org/abs/2506.13131>.
- Long Ouyang, Jeff Wu, Xu Jiang, Diogo Almeida, Carroll Wainwright, Pamela Mishkin, Chong Zhang, Sandhini Agarwal, Katarina Slama, Alex Ray, John Schulman, Jacob Hilton, Fraser Kelton, Luke Miller, Maddie Simens, Amanda Askell, Peter Welinder, Paul Christiano, Jan Leike, and Ryan Lowe. Training language models to follow instructions with human feedback. *arXiv preprint arXiv:2203.02155*, 2022.
- Emilio Parisotto, Jimmy Lei Ba, and Ruslan Salakhutdinov. Actor-mimic: Deep multitask and transfer reinforcement learning. In *International Conference on Learning Representations (ICLR)*, 2016.
- Martin L Puterman. *Markov decision processes: discrete stochastic dynamic programming*. John Wiley & Sons, 2014.
- Nathan Ratliff, J. Andrew Bagnell, and Martin Zinkevich. Maximum margin planning. In *Proceedings of the 23rd International Conference on Machine Learning (ICML)*, pp. 729–736. ACM, 2006.
- Christopher Rawles, Alice Li, Daniel Rodriguez, Oriana Riva, and Timothy Lillicrap. Android in the wild: A large-scale dataset for android device control, 2023. URL <https://arxiv.org/abs/2307.10088>.
- Christopher Rawles, Sarah Clinckemallie, Yifan Chang, Jonathan Waltz, Gabrielle Lau, Marybeth Fair, Alice Li, William Bishop, Wei Li, Folawiyo Campbell-Ajala, et al. Androidworld: A dynamic benchmarking environment for autonomous agents. *arXiv preprint arXiv:2405.14573*, 2024.
- Bernardino Romera-Paredes, Mohammadamin Barekatain, Alexander Novikov, Matej Balog, M. Pawan Kumar, Emilien Dupont, Francisco J. R. Ruiz, Jordan S. Ellenberg, Pengming Wang, Omar Fawzi, Pushmeet Kohli, and Alhussein Fawzi. Mathematical discoveries from program search with large language models. *Nature*, 625(7995): 468–475, 2024a. doi: 10.1038/s41586-023-06924-6.
- Bernardino Romera-Paredes, Mohammadamin Barekatain, Alexander Novikov, Matej Balog, M Pawan Kumar, Emilien Dupont, Francisco JR Ruiz, Jordan S Ellenberg, Pengming Wang, Omar Fawzi, et al. Mathematical discoveries from program search with large language models. *Nature*, 625(7995):468–475, 2024b.

- Tim Salimans, Jonathan Ho, Xi Chen, Szymon Sidor, and Ilya Sutskever. Evolution strategies as a scalable alternative to reinforcement learning. In *Proceedings of the 36th International Conference on Machine Learning (ICML)*, 2017a.
- Tim Salimans, Jonathan Ho, Xi Chen, Szymon Sidor, and Ilya Sutskever. Evolution strategies as a scalable alternative to reinforcement learning, 2017b. URL <https://arxiv.org/abs/1703.03864>.
- Silvia Sapora, Gokul Swamy, Chris Lu, Yee Whye Teh, and Jakob Nicolaus Foerster. Evil: Evolution strategies for generalisable imitation learning, 2024.
- John Schulman, Filip Wolski, Prafulla Dhariwal, Alec Radford, and Oleg Klimov. Proximal policy optimization algorithms. *arXiv preprint arXiv:1707.06347*, 2017.
- Richard S. Sutton, David McAllester, Satinder Singh, and Yishay Mansour. Policy gradient methods for reinforcement learning with function approximation. In *Advances in Neural Information Processing Systems (NeurIPS)*, volume 12, pp. 1057–1063, 1999.
- Gokul Swamy, Sanjiban Choudhury, J Andrew Bagnell, and Steven Wu. Of moments and matching: A game-theoretic framework for closing the imitation gap. In *International Conference on Machine Learning*, pp. 10022–10032. PMLR, 2021.
- Umar Syed and Robert E Schapire. A game-theoretic approach to apprenticeship learning. *Advances in neural information processing systems*, 20, 2007.
- Yee Whye Teh, Victor Bapst, Wojciech M. Czarnecki, John Quan, James Kirkpatrick, Raia Hadsell, Nicolas Heess, and Razvan Pascanu. Distral: Robust multitask reinforcement learning. In *Advances in Neural Information Processing Systems (NeurIPS)*, pp. 4499–4509, 2017.
- Emanuel Todorov, Tom Erez, and Yuval Tassa. Mujoco: A physics engine for model-based control. In *2012 IEEE/RSJ International Conference on Intelligent Robots and Systems*, pp. 5026–5033. IEEE, 2012. doi: 10.1109/IROS.2012.6386109.
- David Venuto, Mohammad Sami Nur Islam, Martin Klissarov, Doina Precup, Sherry Yang, and Ankit Anand. Code as reward: Empowering reinforcement learning with VLMs. In Ruslan Salakhutdinov, Zico Kolter, Katherine Heller, Adrian Weller, Nuria Oliver, Jonathan Scarlett, and Felix Berkenkamp (eds.), *Proceedings of the 41st International Conference on Machine Learning*, volume 235 of *Proceedings of Machine Learning Research*, pp. 49368–49387. PMLR, 21–27 Jul 2024a. URL <https://proceedings.mlr.press/v235/venuto24a.html>.
- David Venuto, Sami Nur Islam, Martin Klissarov, Doina Precup, Sherry Yang, and Ankit Anand. Code as reward: Empowering reinforcement learning with vlms. *arXiv preprint arXiv:2402.04764*, 2024b.
- Yuxiang Wang, Yuchen Lin, Dongfu Jiang, Bill Y. Chen, Xiang Shen, Jidong Zhao, Xiang Yu, Chen Li, Xiao Qin, and Jie Sun. Llm-blender: Ensembling large language models with pairwise ranking and generation. In *Proceedings of the 61st Annual Meeting of the Association for Computational Linguistics (Volume 1: Long Papers)*. Association for Computational Linguistics, 2023.
- Aaron Wilson, Alan Fern, and Prasad Tadepalli. Multi-task reinforcement learning: A hierarchical bayesian approach. In *Proceedings of the 24th International Conference on Machine Learning (ICML)*, pp. 1015–1022. ACM, 2007.
- Wenhao Yu, Nimrod Gileadi, Chuyuan Fu, Sean Kirmani, Kuang-Huei Lee, Montse Gonzalez Arenas, Hao-Tien Lewis Chiang, Tom Erez, Leonard Hasenclever, Jan Humplik, et al. Language to rewards for robotic skill synthesis. *arXiv preprint arXiv:2306.08647*, 2023.
- Abhay Zala, Jaemin Cho, Han Lin, Jaehong Yoon, and Mohit Bansal. Envgen: Generating and adapting environments via llms for training embodied agents. In *Conference on Language Modeling (CoLM)*, 2024.
- William Zankner, Rohan Mehta, Eric Wallace, Jack Fitzsimons, Y. Yang, Alex Mei, Daniel Levy, William S. Moses, and Joseph E. Gonzalez. Critique-out-loud reward models. 2024. URL <https://arxiv.org/abs/2408.11791>.
- Lianmin Zheng, Wei-Lin Chiang, Ying Sheng, Siyuan Zhuang, Zhanghao Wu, Yonghao Zhuang, Zi Lin, Zhuohan Li, Dacheng Li, Eric Xing, et al. Judging llm-as-a-judge with mt-bench and chatbot arena. *Advances in neural information processing systems*, 36:46595–46623, 2023.
- Andy Zhou, Kai Yan, Michal Shlapentokh-Rothman, Haohan Wang, and Yu-Xiong Wang. Language agent tree search unifies reasoning acting and planning in language models. *arXiv preprint arXiv:2310.04406*, 2023.
- Brian D. Ziebart, Andrew L. Maas, J. Andrew Bagnell, and Anind K. Dey. Maximum entropy inverse reinforcement learning. In *Proceedings of the Twenty-Third AAAI Conference on Artificial Intelligence (AAAI)*, pp. 1433–1438. AAAI Press, 2008.

## A Appendix

### A.1 Additional Online Results

Task	PPO	GAIL	GRACE
		w/ 2000 trajs	w/ 8 trajs
GoToRedBallNoDist	1.00	1.00	1.00
GoToRedBall	1.00	0.35	1.00
PickupDist	0.31	0.15	0.32
PickupLoc	0.21	0.00	0.26
GoToObj	1.00	0.92	1.00
OpenDoorColor	1.00	0.98	1.00
OpenTwoDoors	1.00	0.37	1.00
OpenRedDoor	1.00	1.00	1.00
GoToObjS4	1.00	1.00	1.00
GoToRedBlueBall	0.96	0.40	0.99
GoToRedBallGrey	0.97	0.77	0.99
Pickup	0.10	0.00	0.09
Open	0.30	0.18	0.22
OpenRedBlueDoors	1.00	0.96	0.98
OpenDoorLoc	0.39	0.40	1.00
GoToLocalS8N7	0.64	0.39	0.97
GoToDoor	0.74	0.37	0.99
SortColors (new)	0.00	0.00	0.00
PlaceBetween (new)	0.09	0.01	0.09
OpenMatchingDoor (new)	0.79	0.20	0.35
Multi-task	0.95	0.31	0.92

**Table 3 Success rates on additional BabyAI environments.** The performance of our method, GRACE, is compared against two key baselines: PPO, trained on the ground-truth reward, and GAIL, trained using 2000 expert trajectories per task. GRACE’s performance is evaluated with 8 expert trajectories per task to demonstrate its high sample efficiency. All values represent the final success rate at the end of training. We don’t report GAIL’s performance on 8 expert trajectories as it is near 0 for most tasks.

### A.2 Extended Discussion and Future Work

GRACE’s reliance on programmatic reward functions introduces several limitations, particularly when compared to traditional deep neural network based approaches. These limitations also point toward promising directions for future research.

**Input modality** While generating rewards as code offers interpretability and sample efficiency, it struggles in domains where the reward depends on complex, high-dimensional perceptual inputs. Code is inherently symbolic and structured, making it less suited for interpreting raw sensory data like images or audio. For instance, creating a programmatic reward for a task like “navigate to the cat” is non-trivial, as “cat” is a difficult visual concept. NNs, in contrast, excel at learning features directly from this kind of data. Programmatic rewards can also be brittle: a small difference in the environment violating a hard-coded assumption could cause the reward logic to fail completely, whereas NNs often degrade more gracefully.

**Data Quantity** GRACE demonstrates remarkable performance with very few demonstrations. This is a strength in data-scarce scenarios. However, it is a limitation when vast amounts of data are available. Deep IRL methods like GAIL are designed to scale with data and may uncover complex patterns from millions of demonstrations that would be difficult to capture in an explicit program. While GRACE’s evolutionary search benefits from tight feedback on a small dataset, it is not clear how effectively it could leverage a massive, complex dataset.



**Failure Cases** Although GRACE is highly sample-efficient, it can still fail. For example, in the BabyAI-OpenTwoDoors task, GRACE often proposed a reward that didn't take into account the order in which the doors were being opened. Similarly, in the new BabyAI-SortColors task, it would sometimes return a reward that only accounted for picking up and dropping both objects, without paying attention to where they were being dropped. While these errors can be easily fixed by providing a relevant negative trajectory or by treating all learner-generated states as negative trajectories, they highlight that GRACE can still misinterpret an agent's true intent based on expert demonstrations alone.

**Hybrid Approaches** These limitations can be substantially mitigated by extending the GRACE framework to incorporate tool use, combining the strengths of both systems. The LLM could be granted access to a library of pre-trained models (e.g., object detectors, image classifiers, or segmentation models). The LLM's task would then shift from writing low-level image processing code to writing high-level logic that calls these tools and reasons over their outputs. A final direction involves generating hybrid reward functions that are part code and part neural network. The LLM could define the overall structure, logic, and shaping bonuses in code, but instantiate a small, learnable NN module for a specific, difficult-to-program component of the reward. This module could then be fine-tuned using the available demonstrations, creating a reward function that is both largely interpretable and capable of handling perceptual nuance. By exploring these hybrid approaches, future iterations of GRACE could retain the benefits of interpretability and sample efficiency while overcoming the inherent limitations of purely programmatic solutions in complex, perception-rich environments.

### A.3 New BabyAI Levels

To evaluate the generalization and reasoning capabilities of GRACE and mitigate concerns of data contamination from pre-existing benchmarks, we designed three novel BabyAI levels.

**PlaceBetween** The agent is placed in a single room with three distinct objects (e.g., a red ball, a green ball, and a blue ball). The instruction requires the agent to pick up a specific target object and place it on an empty cell that is strictly between the other two anchor objects. Success requires being on the same row or column as the two anchors, creating a straight line. This task moves beyond simple navigation, demanding that the agent understand the spatial relationship “between” and act upon a configuration of three separate entities.

**OpenMatchingDoor** This level is designed to test indirect object identification and chained inference. The environment consists of a single room containing one key and multiple doors of different colors. The instruction is to “open the door matching the key”. The agent cannot solve the task by simply parsing an object and color from the instruction. Instead, it must first locate the key, visually identify its color, and then find and open the door of the corresponding color. This task assesses the agent’s ability to perform a simple chain of reasoning: find object A, infer a property from it, and then use that property to identify and interact with target object B.

**SortColors** The environment consists of two rooms connected by a door, with a red ball in one room and a blue ball in the other. The instruction is a compound goal: “put the red ball in the right room and put the blue ball in the left room”. To make the task non-trivial, the objects’ initial positions are swapped relative to their goal locations. The agent must therefore execute a sequence of sub-tasks for each object: pick up the object, navigate to the other room, and drop it. This level tests the ability to decompose a complex language command and carry out a plan to satisfy multiple, distinct objectives.

## A.4 Hyperparameters

**Table 4** Hyperparameters for Training BabyAI with PPO

Parameter	Value
Base Model	llava-onevision-qwen2-0.5b-ov-hf
Gamma	0.999
Learning Rate	3e-5
Entropy Coef	1e-5
Num Envs	10
Num Steps	64
Episode Length	100
PPO Epochs	2
Num Minibatch	6

**Table 5** Hyperparameters for Training AndroidWorld

Parameter	Value
Base Model	Qwen2.5-VL-3B-Instruct
LoRA Rank	512
LoRA Alpha	32
LoRA Dropout	0.1
Critic Hidden Size	2048
Critic Depth	4
Gamma	0.999
Learning Rate	3e-5
Entropy Coef	0.0
Num Envs	16
Num Steps	16
Episode Length	20
PPO Epochs	2
Num Minibatch	2

**Table 6** Hyperparameters for GRACE Evolution

Parameter	Value
Population Size	20
Elite	4
Num Generations	100
Include expert trajectory chance	0.25
Incorrect state only chance	0.5
Expert state only chance	0.75
Model	gpt-4o

## A.5 Evolution Examples

```

1 def _parse_colour_from_text(text: Optional[str]) -> Optional[int]:
2     if text is None:
3         return None
4
5     colour_words: Dict[str, int] = {
6         "red": 0,
7         "green": 1,
8         "blue": 2,
9         "yellow": 3, "purple": 3,
10        "yellow": 4,
11        "orange": 5, # keep old mapping
12        "grey": 5, # alias for the observed colour code in the trajectory
13        "gray": 5,
14    }
15    lower = text.lower()
16    for word, code in colour_words.items():
17        if word in text.lower(): lower:
18            return code
19    return None
20
21
22 def _parse_goal_type(text: Optional[str]) -> str:
23     if text is None:
24         return "key"
25     txt = text.lower()
26     if "ball" in txt:
27         return "ball"
28     if "box" in txt:
29         return "box"
30     return "key"

```

**Figure 7** GRACE iteratively refines the initial BabyAI reward function (**iteration 0**) to handle unseen entities (**iteration 10**). Using execution traces, the agent fixes its color code mistake and adds a new **box** entity.

```

1 from __future__ import annotations
2
3 import re
4 from typing import Optional, Tuple
5
6 import numpy as np
7
8 COLOR2ID = {
9     "red": 0,
10    "green": 1,
11    "blue": 2,
12    "purple": 3,
13    "yellow": 4,
14    "grey": 5,
15    "gray": 5, # US spelling
16 }
17
18 OBJECT2ID = {
19     "empty": 0,
20     "wall": 1,
21     "floor": 2,
22     "door": 3,
23     "key": 5,
24     "ball": 6,
25     "box": 8,
26     "agent": 10,
27 }
28
29 DIR2VEC: dict[int, Tuple[int, int]] = {
30     0: (1, 0), # south
31     1: (0, 1), # east
32     2: (-1, 0), # north
33     3: (0, -1), # west
34 }
35
36 def _parse_goal(extra_info: str) -> Tuple[int, Optional[int]]:
37     """Return *(object_id, colour_id)* parsed from *extra_info*."""
38     if not extra\_info:

```

```

39         raise ValueError("extra_info must specify the target, e.g. 'the red ball'.")
40
41     tokens = re.findall(r"[a-zA-Z]+", extra\_info.lower())
42     obj_id: Optional[int] = None
43     col_id: Optional[int] = None
44     for tok in tokens:
45         if obj_id is None and tok in OBJECT2ID:
46             if tok in COLOR2ID and col_id is None:
47                 col_id = COLOR2ID[tok]
48             if tok in OBJECT2ID and obj_id is None:
49                 obj_id = OBJECT2ID[tok]
50         if col_id is None and tok in COLOR2ID:
51             col_id = COLOR2ID[tok]
52     if obj_id is None:
53         raise ValueError(
54             f"Could not parse target object from extra_info='{extra_info}'."
55         )
56     return obj_id, col_id # colour may be None (wild-card)
57
58
59 class Reward:
60     """Success when definition (single-step, dense reward):
61     100.0 - the **first** cell in front of the agent is *either*
62     — on / adjacent (according to the
63     closest target object (Manhattan distance <= 1), OR
64     — direction stored in the third observation channel) contains a
65     matching target has disappeared from the observable grid (picked up).
66
67     — Shaping: r = 1 / (1+d) with d the Manhattan distance to the closest
68     — still visible target, clipped at 0 object.
69     <1.0 - shaping reward 1/(d+1) otherwise.
70     0.0 - if either the agent or (a matching) target is out of view, not visible.
71
72     The implementation is modular so new goal
73     types can be handled by extending the OBJECT/COLOR lookup tables or by
74     replacing the *success predicate*.
75     """
76
77     SUCCESS_REWARD = 100.0
78     def __init__(self, extra\_info: Optional[str] = None):
79         self.tgt_obj_id, self.tgt_col_id = self._target_obj_id, self._target_colour_id = _parse_goal(extra_info)
80
81     def __call__(self, state: np.ndarray) -> float: # enable direct call
82     -return self.reward_fn(state)
83
84     def reward_fn(self, state: np.ndarray) -> float:
85         """state: (H, W, 3)"""
86         agent_pos = self._find_agent(state)
87         if agent_pos is None:
88             return 0.0
89
90         # mask of all target objects still visible
91         tgt_mask = (state[:, :, 0] == self.tgt_obj_id) & (
92             -state[:, :, 1] == self.tgt_col_id
93         )
94         if not tgt_mask.any():
95             # object gone -> picked up / carried
96             -return self.SUCCESS_REWARD
97         # distance to the closest visible target
98         tgt_positions = np.argwhere(tgt_mask)
99         dists = np.abs(tgt_positions - agent_pos).sum(axis=1)
100         target_positions = self._find_targets(state)
101         if target_positions.size == 0:
102             # No matching target in view -> no shaping.

```

```

103 |         return 0.0
104 |         # -----
105 |         # Success predicate - target must be directly in front of the agent.
106 |         # -----
107 |         if self._is_target_in_front(agent_pos, state):
108 |             return 100.0
109 |         # -----
110 |         # Shaping: inverse Manhattan distance (< 1.0) to the *nearest* target.
111 |         # -----
112 |         dists = np.abs(target_positions - agent_pos).sum(axis=1)
113 |         min_dist = int(dists.min())
114 |         if min_dist <= -1:
115 |             return self.SUCCESS_REWARD
116 |         return 1.0 / (1.0 + min_dist)
117 |
118 |     @staticmethod
119 |     def _find_agent(state: np.ndarray) -> Optional[np.ndarray]:
120 |         """Return (row, col) of the first agent pixel found, in the observation (row, col) or
121 |            None. """ *None* if absent."""
122 |         locs = np.argwhere(state[:, :, 0] == OBJECT2ID["agent"])
123 |         if locs.size == 0:
124 |             return None
125 |         return locs[0]
126 |
127 |     def _find_targets(self, state: np.ndarray) -> np.ndarray:
128 |         """Return an (N, 2) array of row/col positions of matching targets."""
129 |         obj_mask = state[:, :, 0] == self._target_obj_id
130 |         if self._target_colour_id is not None:
131 |             col_mask = state[:, :, 1] == self._target_colour_id
132 |             mask = obj_mask & col_mask
133 |         else:
134 |             mask = obj_mask
135 |         return np.argwhere(mask)
136 |
137 |     def _is_target_in_front(self, agent_pos: np.ndarray, state: np.ndarray) -> bool:
138 |         """Return *True* iff the cell directly in front of the agent matches target."""
139 |         row, col = agent_pos
140 |         agent_dir = int(state[row, col, 2])
141 |         drow, dcol = DIR2VEC.get(agent_dir, (1, 0)) # default to south if unknown
142 |         f_row, f_col = row + drow, col + dcol
143 |
144 |         # Out of bounds -> cannot be success.
145 |         if not (0 <= f_row < state.shape[0] and 0 <= f_col < state.shape[1]):
146 |             return False
147 |
148 |         # Check object id
149 |         if state[f_row, f_col, 0] != self._target_obj_id:
150 |             return False
151 |
152 |         # Check colour if colour was specified.
153 |         if (
154 |             self._target_colour_id is not None
155 |             and state[f_row, f_col, 1] != self._target_colour_id
156 |         ):
157 |             return False
158 |         return True

```

**Figure 8** Example of code evolution across many generations.



## A.6 Generated Rewards

### A.6.1 Android: Set Timer Reward

```
1 import json
2 import re
3 from typing import Optional, Tuple
4
5 # -----
6 #             GENERIC & NORMALISATION HELPERS
7 # -----
8
9 def _tab_selected(state: str, label: str) -> bool:
10     pattern = (
11         rf'^(content_description|text)"\s*:\s*" {label} "[^"]*?"is_selected"\s*:\s*true'
12     )
13     return bool(re.search(pattern, state, re.I))
14
15 def _timer_tab_selected(state: str) -> bool:
16     return _tab_selected(state, "Timer")
17
18 def _button_visible(state: str, label: str) -> bool:
19     return bool(
20         re.search(rf'^(content_description|text)"\s*:\s*" {label} "', state, re.I)
21     )
22
23 def _is_timer_running(state: str) -> bool:
24     return _button_visible(state, "Pause")
25
26 def _timer_keypad_mode(state: str) -> bool:
27     return bool(re.search(r"\b\d{1,2}h\s*\d{1,2}m\s*\d{1,2}s\b", state))
28
29 # -----
30 #             TIMER / DURATION PARSING
31 # -----
32
33 def _parse_requested_time(text: str) -> int:
34     """Parses natural language (e.g. '5 minutes') into seconds."""
35     text = text.replace("-", " ")
36     hours = minutes = seconds = 0
37
38     # Check explicit hours, minutes, seconds
39     for patt, mult in (
40         (r"(\d+)\s*hour", 3600),
41         (r"(\d+)\s*minute", 60),
42         (r"(\d+)\s*second", 1),
43     ):
44         m = re.search(patt, text, re.I)
45         if m:
46             val = int(m.group(1)) * mult
47             if mult == 3600:
48                 hours = val // 3600
49             elif mult == 60:
50                 minutes = val // 60
51             else:
52                 seconds = val
53
54     # Fallback: if "min" or raw number found
55     if hours == minutes == seconds == 0:
56         m = re.search(r"(\d+)\s*-*?\s*min", text, re.I)
57         if m:
58             minutes = int(m.group(1))
59         else:
60             m = re.search(r"(\d+)", text)
61             if m:
62                 minutes = int(m.group(1))
63
64     total = hours * 3600 + minutes * 60 + seconds
65     return total if total > 0 else 60
66
67 # -----
68 #             STATE EXTRACTION
69 # -----
70
71 def _extract_timer_components(state: str) -> Optional[Tuple[int, int, int]]:
72     """Extracts (HH, MM, SS) from the Android UI hierarchy state."""
73
74     # Case 1: Text format like "5 minutes 0 seconds"
75     m = re.search(r"(\d+)\s*minutes?\s*(\d+)\s*seconds", state, re.IGNORECASE)
76     if m:
77         minutes = int(m.group(1))
```

```

78         seconds = int(m.group(2))
79         return (0, minutes, seconds)
80
81     # Case 2: Compact format "1h 05m 20s"
82     m = re.search(r"(\d+)h\s*(\d+)\s*(\d+)s", state, re.IGNORECASE)
83     if m:
84         hours = int(m.group(1))
85         minutes = int(m.group(2))
86         seconds = int(m.group(3))
87         return (hours, minutes, seconds)
88
89     # Case 3: "MM:SS" format (excluding standard time like 12:30 PM)
90     for mm_match in re.finditer(r"(\d{1,2}):(\d{2})(?!s*[AaPp][Mm])", state):
91         mm, ss = int(mm_match.group(1)), int(mm_match.group(2))
92         if not (0 <= ss < 60):
93             continue
94         context = state[mm_match.end() : mm_match.end() + 80].lower()
95         if "minute" in context or "timer" in context or "remaining" in context:
96             return (0, mm, ss)
97
98     # Case 4: Digging through UI node hierarchy if Timer tab is active
99     if not _timer_tab_selected(state):
100         return None
101
102     tokens = re.findall(r'"text"\s*:\s*"([^\"]+)"', state)
103     tokens = [t.strip() for t in tokens]
104
105     # Look for HH:MM:SS pattern in tokens
106     for i in range(len(tokens) - 4):
107         if (
108             re.fullmatch(r"\d{1,2}", tokens[i])
109             and tokens[i + 1] == ":"
110             and re.fullmatch(r"\d{2}", tokens[i + 2])
111             and tokens[i + 3] == ":"
112             and re.fullmatch(r"\d{2}", tokens[i + 4])
113         ):
114             h = int(tokens[i])
115             m_val = int(tokens[i + 2])
116             s = int(tokens[i + 4])
117             if 0 <= m_val < 60 and 0 <= s < 60:
118                 return (h, m_val, s)
119
120     # Look for MM:SS pattern in tokens
121     for i in range(len(tokens) - 2):
122         if (
123             re.fullmatch(r"\d{1,2}", tokens[i])
124             and tokens[i + 1] == ":"
125             and re.fullmatch(r"\d{2}", tokens[i + 2])
126         ):
127             m_val = int(tokens[i])
128             s_val = int(tokens[i + 2])
129             if 0 <= s_val < 60:
130                 return (0, m_val, s_val)
131
132     return None
133
134 def _safe_json_dumps(obj) -> str:
135     try:
136         return json.dumps(obj, ensure_ascii=False)
137     except Exception:
138         return json.dumps({"error": "debug-serialization failed"})
139
140 # -----
141 # REWARD CLASS
142 # -----
143
144 class Reward:
145     """Dense reward function specifically for setting Google Clock Timers."""
146
147     def __init__(self, extra_info: Optional[str] = None):
148         self.raw_instr: str = extra_info or ""
149         self.instruction: str = self.raw_instr.lower()
150
151         self.task_type = "set_timer"
152
153         # Goal parsing
154         self.goal_seconds = _parse_requested_time(self.instruction)
155         rem = self.goal_seconds % 3600
156         self.goal_hms = (self.goal_seconds // 3600, rem // 60, rem % 60)
157
158         self.goal_achieved = False
159         self._t = 0

```

```

160
161 def reward_fn(self, state: str) -> float:
162     self._t += 1
163     if self.goal_achieved:
164         return 100.0
165
166     # Since we are only doing set_timer:
167     return self._reward_timer(state)
168
169 def debug_fn(self, state: str) -> str:
170     dbg = {
171         "step": self._t,
172         "task_type": self.task_type,
173         "goal_achieved": self.goal_achieved,
174         "goal_hms": self.goal_hms,
175     }
176     return _safe_json_dumps(dbg)
177
178 def _reward_timer(self, state: str) -> float:
179     reward = 0.0
180
181     # Check if we are on the correct tab
182     if _timer_tab_selected(state):
183         reward += 0.2
184
185     # Extract current digits entered into the timer
186     current_val = _extract_timer_components(state)
187     if current_val is None:
188         return min(reward, 0.99)
189
190     cur_hh, cur_mm, cur_ss = current_val
191
192     # Normalize to digit strings for comparison (strip leading zeros)
193     current_digit_string = f"{cur_hh:02d}{cur_mm:02d}{cur_ss:02d}".lstrip("0")
194     if current_digit_string == "":
195         current_digit_string = "0"
196
197     goal_digit_string = f"{self.goal_hms[0]:02d}{self.goal_hms[1]:02d}{self.goal_hms[2]:02d}".lstrip("0")
198
199     if goal_digit_string == "":
200         goal_digit_string = "0"
201
202     # Exact match check
203     if current_digit_string == goal_digit_string:
204         # We treat exact digit entry as success (even if not started yet)
205         # or if the timer is already running with those values.
206         return 100.0
207
208     # Partial match reward (dense reward for typing correct digits)
209     matching_digits = 0
210     for i in range(0, min(len(current_digit_string), len(goal_digit_string))):
211         if goal_digit_string[i] == current_digit_string[i]:
212             matching_digits += 1
213         else:
214             # Stop counting as soon as a mismatch occurs
215             break
216
217     # Scale reward based on progress
218     if len(goal_digit_string) > 0:
219         reward += (matching_digits / len(goal_digit_string)) * 0.7
220
221     return min(reward, 0.99)

```

**Listing 1** Android Control “Set Timer” Generated Reward.

## A.6.2 MuJoCo: Hopper

```
1 # imports
2 import jax
3 import jax.numpy as jnp
4
5 # reward function
6 @jax.jit
7 def reward_fn(state):
8     reward = 0.0
9
10    # Strong bonus for negative values in features 0, 1 (expert states are typically negative)
11    reward += jnp.minimum(0.0, state[0]) * 2.0 # Bonus for negative feature 0
12    reward += jnp.minimum(0.0, state[1]) * 2.0 # Bonus for negative feature 1
13
14    # Strong penalty for positive values in features 0, 1 (learner states often positive)
15    reward -= jnp.maximum(0.0, state[0]) * 2.0 # Penalty for positive feature 0
16    reward -= jnp.maximum(0.0, state[1]) * 2.0 # Penalty for positive feature 1
17
18    # Bonus for positive values in feature 5 (expert states are typically positive)
19    reward += jnp.maximum(0.0, state[5]) * 3.0 # Bonus for positive feature 5
20
21    # Penalty for negative values in feature 5 (learner states often negative)
22    reward -= jnp.maximum(0.0, -state[5]) * 1.0 # Penalty for negative feature 5
23
24    # Additional penalties for extreme positive values in key features
25    # Features 2,3,4,6,7,10: penalize large positive values (learner indicator)
26    reward -= jnp.maximum(0.0, state[2]) * 1.0
27    reward -= jnp.maximum(0.0, state[3]) * 1.0
28    reward -= jnp.maximum(0.0, state[4]) * 1.0
29    reward -= jnp.maximum(0.0, state[6]) * 1.0
30    reward -= jnp.maximum(0.0, state[7]) * 1.0
31    reward -= jnp.maximum(0.0, state[10]) * 1.0
32
33    # Additional penalty for large negative values in features 0,1 (to avoid over-rewarding)
34    reward -= jnp.maximum(0.0, -state[0]) * 0.5
35    reward -= jnp.maximum(0.0, -state[1]) * 0.5
36
37    return reward
```

**Listing 2** MuJoCo Hopper Generated Reward.

## A.7 Prompts

### Goal Identification Prompt For Data Cleaning

Given this reward code: {reward\_code}

**Trajectory:**

{trajectory}

Please analyze the state sequence and the agent's instruction. Identify the index of the goal state. The state indices are 1-based.

**OUTPUT FORMAT:**

Answer in a json format as follows:

'reasoning': Explain your reasoning for choosing the goal state(s).

'goal\_state\_indexes': A list of integers representing the 1-based index of the goal state(s), or -1 if no goal state is present.

**Prompt 1** The prompt for identifying the goal state(s) within a trajectory.

### LLM Initial Reward Generation

You are an ML engineer writing reward functions for RL training. Given a trajectory with marked goal states, create a Python reward function that can reproduce this behavior.

#### Requirements:

- Write self-contained Python 3.9 code
- Make the function generic enough to handle variations (different positions, orientations, etc.)
- Design for modularity - you might extend this reward later to handle multiple goal types
- Aim to give high rewards for expert states and low rewards for all other states

#### Environment Details:

{env\_code}, {import\_instructions}, {state\_description}

#### Trajectories

{expert\_trajectories}

#### Key Instructions:

- Analyze the trajectory to understand what constitutes success
- Identify intermediate progress that should be rewarded
- Create utility functions for reusable reward components

The code will be written to a file and then imported.

#### OUTPUT FORMAT:

Answer in a json format as follows:

'reasoning': Given the reason for your answer

'reward\_class\_code': Code for the Reward function class in the format:

```
# imports
<imports_here>
# utils functions
<utils functions here>
# reward function
class Reward:
    def __init__(self, extra_info=None):
        <code_here>

    def reward_fn(self, state):
        <code_here>

    def debug_fn(self, state):
        <code_here>
```

The Reward class will be initialized with the extra\_info argument.

Describe in the comments of the class the behaviour you are trying to reproduce.

reward\_fn and debug\_fn receive only state as argument. The debug\_fn should return

a string that will be printed and shown to you after calling reward\_fn on each

state. You can print internal class properties to help you debug the function.

Extract any needed information from the state or store it in the class. The Reward

class will be re-initialised at the beginning of each episode.

**Prompt 2** Prompt to generate the initial set of rewards



### Evolution Mutation Prompt

You are an ML engineer writing reward functions for RL training. Given a trajectory with marked goal states, create a Python reward function that can reproduce this behavior.

#### Requirements:

- Write self-contained Python 3.9 code
- Aim to give high rewards for expert states and low rewards for all other states
- Make the function generic enough to handle variations (different positions, orientations, etc.)
- Design for modularity - you might extend this reward later to handle multiple goal types

#### Original Reward Code:

```
{{code}}
```

```
{{import_message}}
{{state_description}}
```

--

#### CRITICAL: Incorrect Trajectories

The reward function is not performing well on the following trajectories. It either assigned a high reward to a negative states or assigned low reward to an expert state. The predicted rewards for each step are shown. Change the reward function to fix these errors.

#### Key Instructions:

- Create utility functions for reusable reward components
- Implement goal switching logic using extra\_info to determine which reward function to use
- Reuse existing utilities where possible
- Make sure the logic you write generalises to variations in extra\_info

```
{incorrect_trajectories}
```

```
{expert_traj_str}
```

--

Now, provide the mutated version of the reward function that addresses these errors.

#### OUTPUT FORMAT:

Answer in a json format as follows:

'reasoning': Briefly explain the corrective change you made.

'reward\_class\_code': Code for the Reward function class in the format:

# Reward format and extra info as above

**Prompt 3** The prompt used for evolutionary mutation, providing feedback on incorrect trajectories.