

SOFTADACLIP: A SMOOTH CLIPPING STRATEGY FOR FAIR AND PRIVATE MODEL TRAINING

Dorsa Soleymani, Ali Dadsetan & Frank Rudzicz

Faculty of Computer Science, Dalhousie University

Vector Institute, Canada

{Dorsa.Soleymani, ali.dadsetan, frank}@dal.ca

ABSTRACT

Differential privacy (DP) provides strong protection for sensitive data, but often reduces model performance and fairness, especially for underrepresented groups. One major reason is gradient clipping in DP-SGD, which can disproportionately suppress learning signals for minority subpopulations. Although adaptive clipping can enhance utility, it still relies on uniform hard clipping, which may restrict fairness. To address this, we introduce **SoftAdaClip**, a differentially private training method that replaces hard clipping with a smooth, tanh-based transformation to preserve relative gradient magnitudes while bounding sensitivity. We evaluate SoftAdaClip on various datasets, including MIMIC-III (clinical text), GOSSIS-eICU (structured healthcare), and Adult Income (tabular data). Our results show that SoftAdaClip reduces subgroup disparities by up to **87%** compared to DP-SGD and up to **48%** compared to Adaptive-DPSGD, and these reductions in subgroup disparities are statistically significant. These findings underscore the importance of integrating smooth transformations with adaptive mechanisms to achieve fair and private model training.

1 INTRODUCTION

Machine learning (ML) models are increasingly being used in sensitive fields such as healthcare, finance, and social services, where privacy and fairness are critical. In such applications, models are often trained on data that includes sensitive personal information, such as health records, income levels, and demographic characteristics. Although this information improves the accuracy of predictions, it also introduces significant risks related to biased outcomes and privacy attacks. These risks include membership inference and data extraction attacks, especially in large language models that can inadvertently memorize sensitive training data and expose it through their generated outputs (Li et al., 2021; Carlini et al., 2021; Shokri et al., 2017; Hayes et al., 2017).

To mitigate these risks, several privacy-enhancing technologies (PETs) have been developed (Esipova et al., 2022), including differential privacy (DP) defined by Dwork et al. (2006), federated learning (Sadilek et al., 2021; Ali et al., 2022), secure multiparty computation, and homomorphic encryption.

Among these methods, DP offers formal, mathematical privacy guarantees. An algorithm M satisfies (ϵ, δ) -differential privacy if the likelihood of its output remains nearly the same, regardless of whether a single data point is included or removed. This is defined as:

$$P[M(S) \in E] \leq e^\epsilon P[M(S') \in E] + \delta,$$

where lower values of ϵ and δ correspond to greater privacy protection (Dwork et al., 2006). DP reduces the risk of exposing sensitive information by limiting how much an individual data point can influence the output. This ensures that the presence or absence of any individual has a limited effect on the output, thereby protecting personal information.

DP can be implemented through gradient perturbation-based methods (Abadi et al., 2016; Li et al., 2021), such as DP-SGD and its extensions such as DP-Adam. These techniques involve three primary steps: (1) subsampling data, (2) clipping per-sample gradients to bound sensitivity, and

(3) adding calibrated Gaussian noise (Bagdasaryan et al., 2019; Dwork et al., 2006; Abadi et al., 2016; Bu et al., 2020; Dong et al., 2022; Wang et al., 2019). To track privacy guarantees, advanced accounting methodologies such as Rényi DP (Mironov, 2017; Wang et al., 2019; Abadi et al., 2016), moments accountant (Koskela et al., 2020; Gopi et al., 2021; Zhu et al., 2022), and Gaussian DP (Dong et al., 2022; Bu et al., 2020) have been developed (Bu et al., 2024).

An important concern is that DP models often underperform compared to their non-private counterparts, particularly in healthcare settings where data tend to be imbalanced and show long-tail distributions (Suriyakumar et al., 2021). Several studies have shown that privacy-preserving mechanisms can negatively affect fairness (Tran et al., 2021), and that different groups may be impacted in unequal ways (Pujol et al., 2020). For example, Bagdasaryan et al. (2019) and Farrand et al. (2020) observed that models trained with DP-SGD experience disproportionate accuracy loss across demographic groups, with underrepresented populations being most affected. One of the main reasons behind this discrepancy is that while gradient clipping is necessary to ensure privacy, it tends to disproportionately suppress the weaker and less frequent gradient signals from underrepresented groups (Esipova et al., 2022; Tran et al., 2021). Therefore, although clipping is vital for privacy, it can lead to fairness degradation (Esipova et al., 2022; Tran et al., 2021). For example, groups with naturally larger gradient norms may experience more aggressive clipping, thereby reducing their representation in model updates and leading to a drop in predictive accuracy for these populations (Bagdasaryan et al., 2019; Xu et al., 2020).

Although this issue has received increasing attention, most existing work focuses on either synthetic benchmarks or general ML datasets. There is a knowledge gap regarding the effects of differentially private training on fairness in real-world scenarios, especially in critical fields like healthcare, where datasets are both structured and unstructured. When ML models perform unevenly across demographic groups, they can produce biased predictions that lead to unfair or inappropriate treatment decisions, ultimately putting people at greater risk of harm (Chouldechova & Roth, 2020; Mehrabi et al., 2021). In this work, we propose **SoftAdaClip**, a novel differentially private training method that integrates a smooth tanh-based transformation into adaptive clipping. We evaluate its fairness and utility across three diverse datasets—the MIMIC-III clinical text dataset (Johnson et al., 2016b;a; Goldberger et al., 2000b), the GOSSIS-1-eICU structured healthcare dataset (Raffa et al., 2022a; Goldberger et al., 2000a), and the Adult Income tabular dataset (Becker & Kohavi, 1996), a standard benchmark in fairness research.

We then investigate whether demographic subgroups (differentiated by attributes such as race, gender, or age) experience uneven performance degradation under DP training. Following the analysis framework of Tran et al. (2021), we test the hypothesis that unequal gradient clipping across subgroups leads to performance differences and fairness issues. Building on prior work in adaptive clipping (Andrew et al., 2021), our method replaces the standard hard clipping function with a smooth tanh-based transformation. This design preserves relative gradient magnitudes while bounding sensitivity for DP, and as a result, helps to avoid suppressing important learning signals from specific subgroups. We demonstrate that SoftAdaClip not only reduces subgroup disparities but also improves overall model utility by decreasing the total loss.

2 RELATED WORKS

Although DP has become an essential approach for protecting data confidentiality, in practice, it can introduce a critical trade-off between utility and privacy; in other words, adding noise to gradients can degrade model performance, particularly for underrepresented groups. Bagdasaryan et al. (2019) were among the first to show that differential privacy can disproportionately harm minority groups. They showed that while DP can protect privacy uniformly, its impact on model performance is not evenly distributed across all subgroups. The reason for this unfairness is shown by Esipova et al. (2022); Tran et al. (2021), and it is because minority groups often have larger gradient norms and thus are more aggressively clipped, and this results in diminished representation in model updates. This introduced the concept of “gradient misalignment,” where gradients from different groups diverge in direction, and clipping disproportionately suppresses those of minority subpopulations. Building on this, Esipova et al. (2022) provided a detailed analysis of gradient dynamics under DP-SGD, identifying “inequitable clipping” as a primary source of disparate impact. They demonstrated that per-sample clipping can bias the optimization trajectory toward majority group directions,

especially when minority gradients are systematically clipped more aggressively. In their study, they analyzed the angle between subgroup gradients and showed that after clipping, the minority gradient is shrunk more, so the final average is pulled toward the majority direction. They proposed DPSGD-Global-Adapt as a solution, and by measuring directional fairness metrics, they provided a deeper understanding of how DP influences learning dynamics across groups. In healthcare settings, this issue becomes much more critical because of the very high stakes of clinical decision-making and the inherent imbalance in electronic health record (EHR) datasets. Suriyakumar et al. (2021) studied the impact of DP on fairness in clinical data, and showed that privacy mechanisms can affect which patient groups influence model predictions. These results hold for other clinical prediction tasks, thereby suggesting that DP may even increase biases if fairness is not explicitly addressed.

2.1 EXISTING CLIPPING METHODS AND THEIR SHORTCOMINGS

Differentially Private SGD (DP-SGD), as introduced by Abadi et al. (2016), clips each per-sample gradient to a fixed L2 norm C_0 , then averages and perturbs the gradients using Gaussian noise. The clipping threshold, C_0 , is a fixed hyperparameter that is manually set by the user, and its value is very important because it strongly influences both the convergence speed and the performance of the model after training. If C_0 is too small, many gradients are excessively truncated, which can degrade model utility. Conversely, if C_0 is too large, most gradients remain unclipped. This situation is problematic because the noise added follows the distribution $\mathcal{N}(0, \sigma^2 C_0^2 I)$; therefore, a larger C_0 results in injecting more noise, which can degrade the signal-to-noise ratio (Andrew et al., 2021). Prior work has shown that selecting an appropriate C_0 is difficult and task-dependent, especially in settings where gradient norms follow heavy-tailed distributions (Xia et al., 2023). The complete procedure for DP-SGD is summarized in Algorithm 1.

One downside of fixed clipping is that it may intensify fairness issues. When subgroups have different gradient norm distributions, applying a uniform clipping threshold can disproportionately suppress updates for one group (e.g., minorities), which can hurt the utility for that group. Bagdasaryan et al. (2019) were among the first to show that DP-SGD worsens accuracy disparities in such settings. To address these limitations, Andrew et al. (2021) proposed an adaptive clipping strategy that adjusts the threshold over time based on the distribution of gradient norms using a differentially private estimate of a target quantile. This adaptive strategy, as shown in Algorithm 2, reduces the need for manual tuning and aligns the clipping norm more closely with the actual distribution of gradients, and therefore improves the trade-off between privacy and utility (Xia et al., 2023). Andrew et al. (2021) showed that clipping to a data-driven quantile can outperform even the best fixed clip chosen in hindsight.

While adaptive clipping improves utility and tuning flexibility, it still applies a uniform hard threshold to all gradients, which raises fairness concerns. Specifically, gradients with norms exceeding the dynamic threshold C are all scaled to have the same norm, regardless of their original size or informativeness. This uniform compression can disproportionately affect underrepresented groups, whose gradients are often larger in magnitude due to harder-to-learn patterns or lower representation in the data. As a result, their distinct learning signals may be suppressed. For example, if C is smaller than both 20 and 1000, then two gradients with norms 20 and 1000 would both be clipped to C , despite one potentially carrying a stronger signal. In contrast, gradients from majority groups that fall below C remain unaltered, preserving their expressiveness. This imbalance may unintentionally bias learning toward majority patterns, thereby perpetuating inequalities and undermining fairness.

Algorithm 1 DPSGD

Require: Iterations T , Dataset D , sampling rate q , clipping bound C_0 , noise multiplier σ , learning rates η_t

Initialize: θ_0 randomly

```

1: for  $t = 0, \dots, T - 1$  do
2:    $B \leftarrow$  Poisson sample of  $D$  with rate  $q$ 
3:   for each  $(x_i, y_i) \in B$  do
4:      $g_i \leftarrow \nabla_{\theta} \ell(f_{\theta}(x_i), y_i)$ 
5:      $\bar{g}_i \leftarrow g_i \cdot \min\left(1, \frac{C_0}{\|g_i\|}\right)$ 
6:   end for
7:    $\tilde{g}_B \leftarrow \frac{1}{|B|} \left(\sum_{i \in B} \bar{g}_i + \mathcal{N}(0, \sigma^2 C_0^2 I)\right)$ 
8:    $\theta_{t+1} \leftarrow \theta_t - \eta_t \tilde{g}_B$ 
9: end for
```

3 IMPROVING FAIRNESS WITH SOFT CLIPPING

To address the fairness limitations of hard thresholding, we propose **SoftAdaClip**, which replaces sharp clipping with a smooth, nonlinear transformation using the hyperbolic tangent (\tanh) function. Our method aims to preserve the relative magnitudes of large gradients while still bounding their norms for differential privacy.

Let g_i denote the gradient for the i^{th} sample, and let $\|g_i\|_2$ be its ℓ_2 -norm. This norm is used for clipping as described in Algorithm 2.

We then define a scaling factor based on the \tanh function:

$$\alpha_i = \tanh\left(\frac{C}{\|g_i\|_2 + \epsilon}\right)$$

Where C is the target sensitivity (similar to the clipping bound in DP-SGD) and ϵ is a small constant (e.g., 10^{-6}) to avoid division by zero.

The final transformed gradient is:

$$\bar{g}_i = \alpha_i \cdot g_i = \tanh\left(\frac{C}{\|g_i\|_2 + \epsilon}\right) \cdot g_i$$

This transformation adapts based on the gradient norm. For small gradients where $\|g_i\|_2 \ll C$, we have $\alpha_i \approx 1$, so the gradient is minimally affected. For large gradients where $\|g_i\|_2 > C$, the \tanh function smoothly compresses the norm instead of mapping all high-norm gradients to the same clipped value.

Despite this change, the method still preserves privacy because the per-sample sensitivity remains bounded by C . Since $\tanh(x) < \min(x, 1)$ for $x > 0$, it follows that:

$$\|\bar{g}_i\|_2 = \alpha_i \|g_i\|_2 = \tanh\left(\frac{C}{\|g_i\|_2 + \epsilon}\right) \|g_i\|_2 \leq C.$$

which ensures the clipping bound is never exceeded. In this way, SoftAdaClip retains the privacy guarantees of DP-SGD while avoiding the hard cutoff. As shown in Figure 1, hard clipping flattens all values beyond the threshold, whereas SoftAdaClip grows smoothly and maintains distinct outputs.

For example, consider $\|g_i\|_2 = 1.1$ and $\|g_i\|_2 = 1.2$ with $C = 1$. hard clipping maps both to \bar{g}_i with norm 1, whereas SoftAdaClip assigns scaling factors of $\tanh(0.91) \approx 0.72$ and $\tanh(0.83) \approx 0.68$, thereby preserving their distinction. Therefore, this approach maintains bounded sensitivity while preserving intra-group variability and enabling stronger learning signals from minority subpopulations.

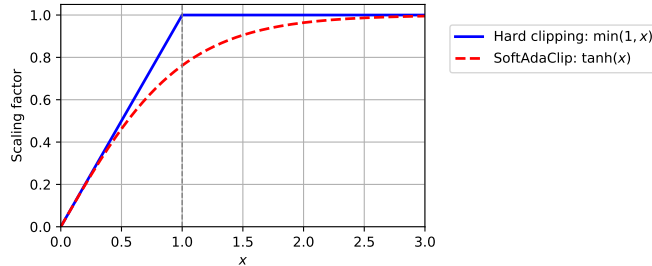


Figure 1: Comparison of hard clipping ($\min(1, x)$) and SoftAdaClip ($\tanh(x)$). Hard clipping maps all gradients above the threshold to the same value, while SoftAdaClip smoothly compresses them, preserving differences.

Algorithm 2 ADAPTIVE (ANDREW ET AL.) VS. **SOFTADACLIP**

Require: Iterations T , Dataset D , sampling rate q , initial clipping bound C , noise multipliers σ , σ_b , learning rates η_t , η_C , target quantile γ

Initialize: θ_0 randomly, set clipping bound $C \leftarrow C_0$

```

1: for  $t = 0, \dots, T - 1$  do
2:    $B \leftarrow$  Poisson sample of  $D$  with rate  $q$ 
3:   for each  $(x_i, y_i) \in B$  do
4:      $g_i \leftarrow \nabla_{\theta} \ell(f_{\theta}(x_i), y_i)$ 
5:     # Original hard clipping
6:      $\bar{g}_i \leftarrow g_i \cdot \min\left(1, \frac{C}{\|g_i\|}\right)$ 
7:     # smooth clipping via tanh
8:      $\alpha_i \leftarrow \tanh\left(\frac{C}{\|g_i\| + \epsilon}\right)$ 
9:      $\bar{g}_i \leftarrow \alpha_i \cdot g_i$ 
10:     $b_i \leftarrow \mathbf{1}_{\{\|g_i\| \leq C\}}$ 
11:  end for
12:   $\tilde{g}_B \leftarrow \frac{1}{|B|} (\sum_{i \in B} \bar{g}_i + \mathcal{N}(0, \sigma^2 C^2 I))$ 
13:   $\theta_{t+1} \leftarrow \theta_t - \eta_t \tilde{g}_B$ 
14:     $\triangleright$  Adaptively update clipping bound
15:     $C \leftarrow C \cdot \exp(-\eta_C \cdot (\tilde{b}_t - \gamma))$ 
16:  end for

```

As in Andrew et al. (2021), we adaptively update the clipping threshold C using a differentially private estimate of the proportion of large gradients that exceed a specified tolerance threshold. The update rule is defined as follows:

$$C \leftarrow C \cdot \exp(-\eta_C \cdot (\hat{b}_t - \gamma))$$

In this equation, \hat{b}_t is a differentially private estimate of the fraction of gradients exceeding the current threshold, γ is the target unclipped ratio (e.g., median), and η_C is a learning rate for the threshold. Unlike the adaptive clipping algorithm proposed by Andrew et al. (2021), our approach does not reduce all large gradients to a uniform norm. Instead, it maintains relative differences through a smooth tanh-based scaling function. This approach enables more expressive updates, particularly for underrepresented groups whose gradients tend to be suppressed under hard clipping. As a result, SoftAdaClip improves both utility and fairness. The complete procedure is presented in Algorithm 2, with our tanh-based modifications highlighted in red.

4 EXPERIMENTAL SETUP

To evaluate the effectiveness of our proposed SoftAdaClip method, we compare it against both standard DP-SGD and Andrew et al. (2021) Adaptive-DPSGD. We conduct experiments on three diverse datasets, including MIMIC-III (for length of stay prediction (LOS)), eICU (for ICU mortality prediction), and Adult Income (for income classification), to cover a range of domains and data modalities. A full explanation of each dataset and its preprocessing steps is provided in **Appendix A**.

As mentioned earlier, models trained with Differential Privacy (DP) often experience a drop in performance. However, Li et al. (2021) showed that this drop can be mitigated through: (1) using large pretrained language models, (2) tuning hyperparameters specifically for DP, and (3) adopting fine-tuning objectives that closely align with the model’s pretraining process. Although these strategies help recover utility, the computational cost of DP training remains significantly higher than that of non-private training, especially for large-scale models (Mehta et al., 2022). A key hyperparameter in this context is the clipping threshold C_0 , which controls how privacy affects learning. Tuning C_0 is a labour-intensive and costly process, but it strongly influences model performance (Bu et al., 2024). Recent studies have found that state-of-the-art (SotA) DP performance is often achieved with smaller clipping thresholds. For example, Li et al. (2021) reported optimal results using $C_0 = 0.1$ with GPT-2 and RoBERTa on NLP tasks, and similar findings were reported in vision tasks such as CIFAR-10 using ResNeXt-29 and SimCLRv2 (Chen et al., 2020; Bu et al., 2024). Based on these findings, we use $C_0 = 0.1$ as a strong baseline and later explore smaller thresholds to assess their effect in our context. Additionally, Li et al. (2021) found that properly tuned DP-Adam can significantly improve performance and even approach non-private baselines. Motivated by this, we use DP-Adam as our optimizer in all differentially private models.

We trained all models with and without DP. We trained the private models with five different seeds to show the effect of the seeds on the results, and we report the mean of the results across seeds. For the MIMIC-III dataset, we trained the non-private ClinicalBERT model for 20 epochs (batch size = 40, learning rate = $1e-5$). In the differentially private setting, to address the performance degradation caused by noise injection, we increased the batch size to 500, the learning rate to $1e-3$, and extended training to 200 epochs. These adjustments are standard since noise can confuse the optimization process; therefore, a higher learning rate with a bigger batch size and longer training duration help maintain performance. For the eICU dataset, the non-private model was trained for 30 epochs (batch size = 32, learning rate = $1e-5$), while the private model used batch size = 64, learning rate = $1e-3$, and 60 epochs. For the Adult Income dataset, we consider two model variants. The first is a simple neural network, which we call the ‘simple model’. We use this architecture to mirror the setup of Esipova et al. (2022), to have a direct comparison with their findings. The second one is a more complex neural network, which we call the ‘complex model’. The complex neural network here is similar to the architecture used for the eICU dataset, and compared to the simple model, it includes additional normalization layers, different loss settings, and a deeper structure. We trained the simple model for 15 epochs (batch size = 32, learning rate = 0.0003) while its private counterpart was trained for 30 epochs (batch size = 128, learning rate = 0.003). The non-private complex model was trained for eight epochs (batch size = 32, learning rate = $3e-5$) while the private one was trained for 16 epochs

(batch size = 128, learning rate = 0.0003). The implementation details for reproducing the neural network architectures and training setups across all datasets are provided in Appendix A.

All private models used DP-Adam and were trained with the Opacus differential privacy library (Yousefpour et al., 2021) with $\epsilon = 8$, $\text{max_grad_norm} = 0.1$, and δ fixed at 1×10^{-5} , which is on the order of $1/n$ and follows standard practice (Esipova et al., 2022). To enable large batch sizes, we used Opacus’s BatchMemoryManager. Early stopping based on validation F1-score was applied in different experiments to prevent overfitting, and hyperparameters were tuned with Optuna (Akiba et al., 2019).

4.1 GRADIENT BEHAVIOUR ANALYSIS

Following the approach of Esipova et al. (2022), we conduct a detailed analysis of gradient norms to investigate whether groups experiencing greater gradient clipping also suffer from larger performance degradation. To isolate and evaluate the behaviour of the trained models on different subgroups, we define subgroups based on sensitive attributes, including gender, age, and ethnicity. We measure the L2 norms of gradients before and after clipping in the differentially private training pipeline for each subgroup. Specifically, we calculate the overall gradient norm before clipping and noise addition by accumulating the per-parameter gradients across microbatches, flattening and concatenating them, and calculating their L2 norm. After applying the clipping (but before adding noise), we again calculate the norm of the resulting gradients. By comparing these two values, we assess how much of the original gradient magnitude was reduced by the clipping mechanism for each subgroup.

Our analysis, which aligns with the findings of Esipova et al. (2022), also reveals that subgroups whose gradients are clipped more aggressively tend to have higher loss values. This suggests that these subgroups originally had higher gradient magnitudes, which were suppressed by the clipping operation, leading to degraded performance. We use the proposed SoftAdaClip to address this problem. To quantify the amount of clipping applied, we compute the absolute difference between the gradient norms before and after clipping for each subgroup and compare it with other approaches. The results show that SoftAdaClip consistently applies less clipping than other approaches. This is due to its smooth, non-binary transformation, which better preserves gradient direction and maintains learning signals for subgroups with high gradients, ultimately improving fairness. The full table reporting gradient norms before and after clipping for each dataset and subgroup is provided in Appendix B.

5 RESULTS

Our evaluation focuses on two primary metrics: (1) overall loss, and (2) loss gap, defined as the absolute difference in loss between subgroups (e.g., male vs. female). In our experiments, we compute loss using the summation form of the loss functions, defined as:

$$\mathcal{L} = \sum_{i=1}^N \ell(f_{\theta}(x_i), y_i)$$

Where $\ell(f_{\theta}(x_i), y_i)$ denotes the per-sample loss between the model’s prediction $f_{\theta}(x_i)$ and the actual label y_i , and N is the total number of examples in the evaluation set.

Figure 2 presents the loss gap across different subgroups (gender, age, ethnicity) for three datasets (eICU, Income, and MIMIC), using three clipping strategies: standard DPSGD, Andrew et al. (2021) Adaptive-DPSGD, and our proposed method SoftAdaClip. For the Income dataset, we report results for both the simple and complex model variants. All results are averaged over five different random seeds to assess generalizability. In 7 of 9 cases, SoftAdaClip achieves the lowest loss gap.

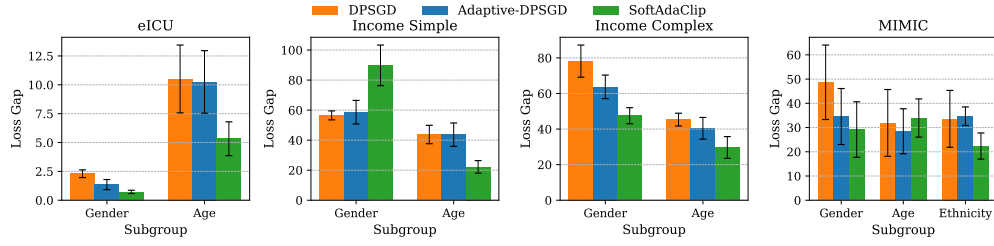


Figure 2: Comparison of loss gaps between subgroups across different datasets and clipping strategies. The figure presents the subgroup loss disparities for three differentially private training methods: DPSGD, Andrew et al. (2021) Adaptive-DPSGD, and SoftAdaClip. Error bars represent ± 1 standard error of the mean, computed across five random seeds.

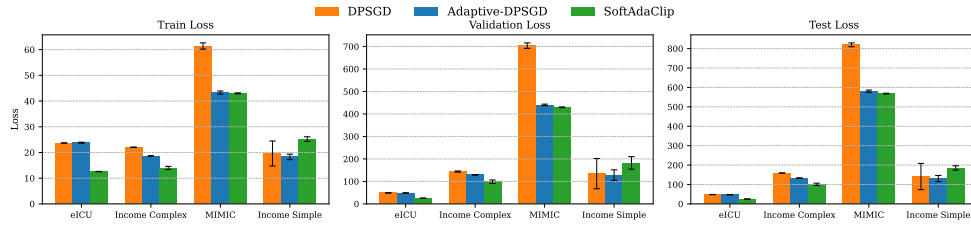


Figure 3: Comparison of train, validation, and test losses across datasets using DPSGD, Andrew et al. (2021) Adaptive-DPSGD, and SoftAdaClip. Results are averaged over five random seeds. Error bars represent ± 1 standard error of the mean.

Figure 3 compares the train, validation, and test losses for all datasets and clipping strategies, averaged over five seeds. SoftAdaClip consistently shows lower losses across the train, validation, and test sets, except for the Income Simple model. We calculated the gradient norms during training and noticed that the income dataset started with a significantly lower gradient norm compared to other datasets.

This led us to believe that the increase in loss and the lack of improvement with softAdaClip in this setting are due to its lower gradient norms. Since SoftAdaClip applies a tanh-based transformation, gradients that are smaller than the clipping threshold C_0 are slightly reduced, which may reduce useful signal in this scenario with small gradient norms. To test this hypothesis, we re-ran the Income Simple model with smaller clipping thresholds ($C_0 = 0.01$ and 0.05). As shown in Figure 4, the results confirm our expectation. We observe that the overall loss for testing, training, and validation phases with SoftAdaClip decreases compared to the original threshold setting. Additionally, Figure 5 shows that the loss gap for different subgroups with SoftAdaClip also decreases compared to the original (larger) threshold setting. While the reduction in overall loss is modest, it stands in contrast to earlier results, where higher clipping thresholds led to an increase in loss. These findings demonstrate that adjusting the clipping threshold can mitigate the unintended reduction of already small gradients and improve both utility and fairness in low-gradient settings.

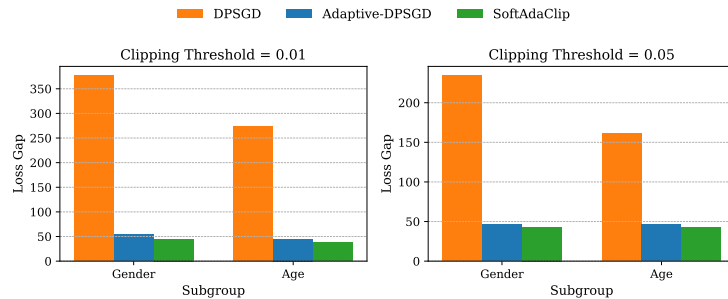


Figure 4: Comparison of loss gaps between subgroups in the Income Simple model using clipping thresholds of 0.01 and 0.05 across three differentially private training methods: DPSGD, Andrew et al. (2021) Adaptive-DPSGD, and SoftAdaClip.

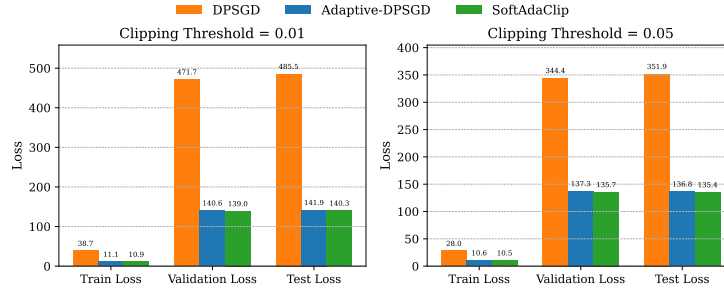


Figure 5: Comparison of train, validation, and test losses in the Income Simple model using clipping thresholds of 0.01 and 0.05 across three differentially private training methods: DPSGD, Andrew et al. (2021) Adaptive-DPSGD, and SoftAdaClip.

Moreover, we also calculated the percentage improvements in average subgroup disparity. SoftAdaClip reduces disparities by up to 87% compared to DPSGD and up to 48% compared to Adaptive-DPSGD, demonstrating consistent fairness gains across most datasets. The full formulas, tables, and dataset-specific results are provided in Appendix B.

5.1 STATISTICAL SIGNIFICANCE OF DISPARITY REDUCTIONS

To evaluate whether there are any statistically significant differences between losses across subgroups, we use pairwise Wilcoxon signed-rank tests. We compare the loss gaps across all datasets and demographic subgroups for different methods, including Adaptive Clipping, SoftAdaClip, and DP-SGD. We choose the Wilcoxon test as a non-parametric alternative to the paired t -test because it does not depend on a normal distribution, which would not be applicable for our data. Also, it is designed explicitly for paired comparisons, which aligns perfectly with our setup. In our analysis, we directly compare each subgroup result from one method to the corresponding result from another method, across the same seed, dataset, and subgroup. To address the issue of multiple comparisons, we apply Bonferroni correction. The results of our analysis indicate that SoftAdaClip significantly outperforms both Adaptive Clipping and DP-SGD in reducing subgroup loss gaps, with p -values of less than 0.001 and 0.0004, respectively. In contrast, there is no statistically significant difference between Adaptive Clipping and DP-SGD, with a p -value of 1.0. These findings suggest that SoftAdaClip is more effective at mitigating disparities across subgroups compared to the baseline methods.

5.2 COMPARISON WITH PRIOR WORK

Since Esipova et al. (2022) did not make their codebase publicly available, we were unable to reproduce their method DPSGD-Global-Adapt for a direct empirical comparison. However, according to the results reported in their paper on the Adult Income dataset, the female loss was 0.18, the male loss was 0.39, and the resulting subgroup disparity (loss gap) was 0.21. In comparison, our SoftAdaClip method with a simple approach and a lower clipping threshold achieves a female loss of 0.364 and a male loss of 0.532, resulting in a loss gap of 0.168, which is less disparity than Esipova et al. (2022) reports. While our reported loss values throughout the paper are computed using `reduction=sum`, for this comparison, we adjusted to `reduction=mean` by dividing by the batch size to match the evaluation setting in their work. Based on these results, SoftAdaClip may be more effective at reducing subgroup disparities and improving fairness, and this further validates the advantage of combining adaptive clipping with smooth soft clipping. We suggest that future research explore a more direct comparison with the method proposed by Esipova et al. (2022), and investigate whether integrating their approach with soft (tanh-based) clipping could lead to further improvements in fairness.

5.3 ABLATION STUDY: EFFECT OF SMOOTHING WITHOUT ADAPTIVITY

To better understand the source of fairness improvements, we conducted an ablation study to disentangle the effect of the tanh-based smoothing from the adaptive thresholding mechanism. Specifically, we evaluated a variant of DPSGD that uses fixed clipping thresholds combined with tanh-based scaling. With this new approach, we isolated the effect of smooth clipping. Results show that smoothing

alone does not consistently reduce subgroup disparities across datasets, whereas SoftAdaClip, which combines smoothing with adaptive thresholding, achieves consistent improvements. This ablation highlights that adaptivity is a critical factor in the design, and the tanh transformation by itself is insufficient to improve fairness. Full details and results of this evaluation, including the complete set of experimental results and corresponding tables, are provided in Appendix B.

6 LIMITATIONS

The present findings highlight the promise of SoftAdaClip, but also point to important directions for extending and validating the method. First, our evaluation was limited to three datasets (MIMIC-III, eICU, and Adult Income), covering both healthcare text and tabular data. Although the tanh-based transformation we propose is not specifically linked to a single data type, and its effects on gradients should, in principle, remain consistent across different modalities, our experiments did not include vision or multi-modal datasets. It would nevertheless be valuable to explore the application of SoftAdaClip in these contexts to evaluate its generalizability and to ensure that the improvements in fairness and utility extend beyond the domains we have examined here.

Our implementation is grounded in the adaptive clipping method introduced by Andrew et al. (2021). While this serves as a solid baseline, we did not examine the impact of tanh smoothing when used alongside other adaptive or privacy-preserving techniques. It is possible that combining SoftAdaClip with other strategies could achieve even stronger improvements in fairness and utility.

Third, we found that in low-gradient scenarios, like the Income Simple model, achieving fairness improvements necessitated the use of smaller clipping thresholds. Although this adjustment did not adversely affect accuracy in our experiments, it does increase sensitivity to hyperparameter tuning. This heightened sensitivity may be undesirable for users who seek robustness without the need for extensive parameter optimization.

Finally, in certain contexts, SoftAdaClip resulted in a slight decrease in accuracy compared to Adaptive-DPSGD. Throughout all datasets, this reduction never exceeded 1% (Table 1). Although such a reduction is minor, it highlights that fairness gains may sometimes come with a very small utility trade-off. In practice, this trade-off is unlikely to be critical, but it is important to acknowledge.

7 CONCLUSION

In this work, we investigated the fairness implications of differentially private training, with a particular focus on the role of gradient clipping. We showed that traditional DP-SGD and existing adaptive clipping methods can exacerbate performance disparities across demographic subgroups due to uneven gradient suppression. To address this, we introduced SoftAdaClip, a novel training approach that combines adaptive clipping with a smooth tanh-based transformation to preserve relative gradient magnitudes while bounding sensitivity for privacy. Empirically, SoftAdaClip consistently reduced subgroup disparities compared to both DPSGD and Adaptive-DPSGD while maintaining rigorous (ϵ, δ) -differential privacy guarantees. Through extensive experiments on three diverse datasets, we demonstrated that SoftAdaClip reduces subgroup loss disparities and improves overall utility. In terms of fairness, these improvements are important because they show that disparities across different demographic groups can be substantially reduced, demonstrating that differential privacy does not necessarily worsen equity, and that such harms can be mitigated with the right clipping strategy. In terms of privacy, the results show that privacy-preserving training can achieve strong fairness protections without relaxing formal guarantees. Taken together, these findings highlight that privacy-preserving training can deliver fairness gains that were previously thought incompatible with rigorous (ϵ, δ) -differential privacy guarantees. Ablation studies revealed that smoothing alone, without adaptive thresholding, is insufficient to improve fairness, underscoring the importance of the adaptive component in our design. Our findings highlight that the choice of clipping strategy is central to balancing privacy, utility, and fairness, and that SoftAdaClip preserves strong differential privacy guarantees while narrowing subgroup loss gaps. As a direction for future research, we encourage exploring the integration of tanh smoothing with other adaptive clipping strategies to understand its generalizability and impact on fairness. Additionally, evaluating these methods across a broader range of model architectures and domains beyond the datasets examined here will further clarify their practical applicability and limitations.

REFERENCES

- Martin Abadi, Andy Chu, Ian Goodfellow, H Brendan McMahan, Ilya Mironov, Kunal Talwar, and Li Zhang. Deep learning with differential privacy. In *Proceedings of the 2016 ACM SIGSAC conference on computer and communications security*, pp. 308–318, 2016.
- Takuya Akiba, Shotaro Sano, Toshihiko Yanase, Takeru Ohta, and Masanori Koyama. Optuna: A next-generation hyperparameter optimization framework. In *The 25th ACM SIGKDD International Conference on Knowledge Discovery & Data Mining*, pp. 2623–2631, 2019.
- Mansoor Ali, Faisal Naeem, Muhammad Tariq, and Georges Kaddoum. Federated learning for privacy preservation in smart healthcare systems: A comprehensive survey. *IEEE journal of biomedical and health informatics*, 27(2):778–789, 2022.
- Galen Andrew, Om Thakkar, Brendan McMahan, and Swaroop Ramaswamy. Differentially private learning with adaptive clipping. *Advances in Neural Information Processing Systems*, 34:17455–17466, 2021.
- Bryan Auslander, Kalyan Moy Gupta, Michael W. Floyd, Sam Blisard, and David W. Aha. Exploiting text data to improve critical care mortality prediction. *2020 IEEE Globecom Workshops (GC Wkshps)*, pp. 1–7, 2020. URL <https://api.semanticscholar.org/CorpusID:232149987>.
- Eugene Bagdasaryan, Omid Poursaeed, and Vitaly Shmatikov. Differential privacy has disparate impact on model accuracy. *Advances in neural information processing systems*, 32, 2019.
- C Bao, F Deng, and S Zhao. Machine-learning models for prediction of sepsis patients mortality. *Medicina Intensiva (English Edition)*, 47(6):315–325, 2023.
- Barry Becker and Ronny Kohavi. Adult. UCI Machine Learning Repository, 1996. DOI: <https://doi.org/10.24432/C5XW20>.
- Zhiqi Bu, Jinshuo Dong, Qi Long, and Weijie J Su. Deep learning with gaussian differential privacy. *Harvard data science review*, 2020(23), 2020.
- Zhiqi Bu, Yu-Xiang Wang, Sheng Zha, and George Karypis. Automatic clipping: Differentially private deep learning made easier and stronger. *Advances in Neural Information Processing Systems*, 36, 2024.
- Nicholas Carlini, Florian Tramèr, Eric Wallace, Matthew Jagielski, Ariel Herbert-Voss, Katherine Lee, Adam Roberts, Tom Brown, Dawn Song, Ulfar Erlingsson, et al. Extracting training data from large language models. In *30th USENIX Security Symposium (USENIX Security 21)*, pp. 2633–2650, 2021.
- Ting Chen, Simon Kornblith, Mohammad Norouzi, and Geoffrey Hinton. A simple framework for contrastive learning of visual representations. In *International conference on machine learning*, pp. 1597–1607. PMLR, 2020.
- Alexandra Chouldechova and Aaron Roth. A snapshot of the frontiers of fairness in machine learning. *Communications of the ACM*, 63(5):82–89, 2020.
- Jinshuo Dong, Aaron Roth, and Weijie J Su. Gaussian differential privacy. *Journal of the Royal Statistical Society: Series B (Statistical Methodology)*, 84(1):3–37, 2022.
- Cynthia Dwork, Frank McSherry, Kobbi Nissim, and Adam Smith. Calibrating noise to sensitivity in private data analysis. In *Theory of Cryptography: Third Theory of Cryptography Conference, TCC 2006, New York, NY, USA, March 4-7, 2006. Proceedings 3*, pp. 265–284. Springer, 2006.
- Maria S Esipova, Atiyeh Ashari Ghomi, Yaqiao Luo, and Jesse C Cresswell. Disparate impact in differential privacy from gradient misalignment. *arXiv preprint arXiv:2206.07737*, 2022.
- Tom Farrand, Fatemehsadat Miresghallah, Sahib Singh, and Andrew Trask. Neither private nor fair: Impact of data imbalance on utility and fairness in differential privacy. In *Proceedings of the 2020 workshop on privacy-preserving machine learning in practice*, pp. 15–19, 2020.

- Ary L. Goldberger, Luis A. N. Amaral, Leon Glass, Jeffrey M. Hausdorff, Plamen Ch. Ivanov, Roger G. Mark, Joseph E. Mietus, George B. Moody, Chung-Kang Peng, and H. Eugene Stanley. Physiobank, physiotoolkit, and physionet: Components of a new research resource for complex physiologic signals. *Circulation*, 101(23):e215–e220, 2000a.
- Ary L Goldberger, Luis AN Amaral, Leon Glass, Jeffrey M Hausdorff, Plamen Ch Ivanov, Roger G Mark, Joseph E Mietus, George B Moody, Chung-Kang Peng, and H Eugene Stanley. Physiobank, physiotoolkit, and physionet: Components of a new research resource for complex physiologic signals. *Circulation*, 101(23):e215–e220, 2000b. doi: 10.1161/01.CIR.101.23.e215.
- Sivakanth Gopi, Yin Tat Lee, and Lukas Wutschitz. Numerical composition of differential privacy. *Advances in Neural Information Processing Systems*, 34:11631–11642, 2021.
- Jamie Hayes, Luca Melis, George Danezis, and Emiliano De Cristofaro. Logan: Membership inference attacks against generative models. *arXiv preprint arXiv:1705.07663*, 2017.
- Alistair EW Johnson, Tom J Pollard, Lu Shen, Li-wei H Lehman, Mengling Feng, Mohammad Ghassemi, Benjamin Moody, Peter Szolovits, Leo Anthony Celi, and Roger G Mark. Data descriptor: Mimic-iii, a freely accessible critical care database. *Scientific data*, 3(160035):1–9, 2016a.
- Alistair E.W. Johnson, Tom J. Pollard, Lu Shen, Li-Wei H. Lehman, Mengling Feng, Mohammad Ghassemi, Benjamin Moody, Peter Szolovits, Leo Anthony Celi, and Roger G. Mark. MIMIC-III Clinical Database (version 1.4). <https://doi.org/10.13026/C2XW26>, 2016b.
- Antti Koskela, Joonas Jälkö, and Antti Honkela. Computing tight differential privacy guarantees using fft. In *International Conference on Artificial Intelligence and Statistics*, pp. 2560–2569. PMLR, 2020.
- Tai Le Quy, Arjun Roy, Vasileios Iosifidis, Wenbin Zhang, and Eirini Ntoutsu. A survey on datasets for fairness-aware machine learning. *Wiley Interdisciplinary Reviews: Data Mining and Knowledge Discovery*, 12(3):e1452, 2022.
- Xuechen Li, Florian Tramer, Percy Liang, and Tatsunori Hashimoto. Large language models can be strong differentially private learners. *arXiv preprint arXiv:2110.05679*, 2021.
- Xiaohong Liu, Hao Liu, Guoxing Yang, Zeyu Jiang, Shuguang Cui, Zhaoze Zhang, Huan Wang, Liyuan Tao, Yongchang Sun, Zhu Song, et al. A generalist medical language model for disease diagnosis assistance. *Nature Medicine*, pp. 1–11, 2025.
- Ninareh Mehrabi, Fred Morstatter, Nripsuta Saxena, Kristina Lerman, and Aram Galstyan. A survey on bias and fairness in machine learning. *ACM computing surveys (CSUR)*, 54(6):1–35, 2021.
- Harsh Mehta, Abhradeep Thakurta, Alexey Kurakin, and Ashok Cutkosky. Large Scale Transfer Learning for Differentially Private Image Classification, May 2022. URL <http://arxiv.org/abs/2205.02973>. arXiv:2205.02973 [cs].
- Chuiheng Meng, Loc Trinh, Nan Xu, James Enouen, and Yan Liu. Interpretability and fairness evaluation of deep learning models on mimic-iv dataset. *Scientific Reports*, 12(1):7166, 2022.
- Ilya Mironov. Rényi differential privacy. In *2017 IEEE 30th computer security foundations symposium (CSF)*, pp. 263–275. IEEE, 2017.
- K Pang, L Li, W Ouyang, X Liu, and Y Tang. Establishment of icu mortality risk prediction models with machine learning algorithm using mimic-iv database. *diagnostics (basel)* 2022; 12 (5): 1068.
- Tom J Pollard, Alistair E W Johnson, Jesse D Raffa, Leo Anthony Celi, Roger G Mark, and Omar Badawi. The eicu collaborative research database, a freely available multi-center database for critical care research. *Scientific Data*, 5(1):180178, December 2018. doi: 10.1038/sdata.2018.178.
- David Pujol, Ryan McKenna, Satya Kuppam, Michael Hay, Ashwin Machanavajjhala, and Gerome Miklau. Fair decision making using privacy-protected data. In *Proceedings of the 2020 Conference on Fairness, Accountability, and Transparency*, pp. 189–199, 2020.

- Jesse Raffa, Alistair Johnson, Tom Pollard, and Omar Badawi. GOSSIS-1-eICU, the eICU-CRD subset of the Global Open Source Severity of Illness Score (GOSSIS-1) dataset (version 1.0.0), 2022a. URL <https://doi.org/10.13026/gbm-g-a531>.
- Jesse Raffa, Alistair Johnson, Tom Pollard, and Omar Badawi. Gossis-1-eicu, the eicu-crd subset of the global open source severity of illness score (gossis-1) dataset (version 1.0.0). <https://doi.org/10.13026/gbm-g-a531>, 2022b. PhysioNet.
- Adam Sadilek, Luyang Liu, Dung Nguyen, Methun Kamruzzaman, Stylianos Serghiou, Benjamin Rader, Alex Ingerman, Stefan Mellem, Peter Kairouz, Elaine O Nsoesie, et al. Privacy-first health research with federated learning. *NPJ digital medicine*, 4(1):132, 2021.
- Reza Shokri, Marco Stronati, Congzheng Song, and Vitaly Shmatikov. Membership inference attacks against machine learning models. In *2017 IEEE symposium on security and privacy (SP)*, pp. 3–18. IEEE, 2017.
- Vinith M Suriyakumar, Nicolas Papernot, Anna Goldenberg, and Marzyeh Ghassemi. Chasing your long tails: Differentially private prediction in health care settings. In *Proceedings of the 2021 ACM Conference on Fairness, Accountability, and Transparency*, pp. 723–734, 2021.
- Cuong Tran, My Dinh, and Ferdinando Fioretto. Differentially private empirical risk minimization under the fairness lens. *Advances in Neural Information Processing Systems*, 34:27555–27565, 2021.
- Betty van Aken, Jens-Michalis Papaioannou, Manuel Mayrdorfer, Klemens Budde, Felix Gers, and Alexander Loeser. Clinical outcome prediction from admission notes using self-supervised knowledge integration. In Paola Merlo, Jorg Tiedemann, and Reut Tsarfaty (eds.), *Proceedings of the 16th Conference of the European Chapter of the Association for Computational Linguistics: Main Volume*, pp. 881–893, Online, April 2021. Association for Computational Linguistics. doi: 10.18653/v1/2021.eacl-main.75. URL <https://aclanthology.org/2021.eacl-main.75/>.
- Guangyu Wang, Xiaohong Liu, Zhen Ying, Guoxing Yang, Zhiwei Chen, Zhiwen Liu, Min Zhang, Hongmei Yan, Yuxing Lu, Yuanxu Gao, et al. Optimized glycemic control of type 2 diabetes with reinforcement learning: a proof-of-concept trial. *Nature Medicine*, 29(10):2633–2642, 2023.
- Yu-Xiang Wang, Borja Balle, and Shiva Prasad Kasiviswanathan. Subsampled rényi differential privacy and analytical moments accountant. In *The 22nd international conference on artificial intelligence and statistics*, pp. 1226–1235. PMLR, 2019.
- Tianyu Xia, Shuheng Shen, Su Yao, Xinyi Fu, Ke Xu, Xiaolong Xu, and Xing Fu. Differentially private learning with per-sample adaptive clipping, 2023. URL <https://arxiv.org/abs/2212.00328>.
- Depeng Xu, Wei Du, and Xintao Wu. Removing disparate impact of differentially private stochastic gradient descent on model accuracy. *arXiv preprint arXiv:2003.03699*, 2020.
- Ashkan Yousefpour, Igor Shilov, Alexandre Sablayrolles, Davide Testuggine, Karthik Prasad, Mani Malek, John Nguyen, Sayan Ghosh, Akash Bharadwaj, Jessica Zhao, Graham Cormode, and Ilya Mironov. Opacus: User-friendly differential privacy library in PyTorch. *arXiv preprint arXiv:2109.12298*, 2021.
- Yuqing Zhu, Jinshuo Dong, and Yu-Xiang Wang. Optimal accounting of differential privacy via characteristic function. In *International Conference on Artificial Intelligence and Statistics*, pp. 4782–4817. PMLR, 2022.

A APPENDIX: DATASET DETAILS AND PREPROCESSING

This appendix provides additional details on the datasets used in our experiments, as well as the preprocessing pipelines applied to prepare them for differentially private training. Our goal was to ensure consistency across datasets while preserving the features necessary for downstream utility and fairness evaluation. Each dataset required task-specific and modality-specific preprocessing, as outlined below.

A.1 MIMIC III

The Medical Information Mart for Intensive Care III (MIMIC-III) is a large, publicly available clinical database containing de-identified data for over 40,000 ICU patients admitted to the Beth Israel Deaconess Medical Center between 2001 and 2012 (Johnson et al., 2016b;a; Goldberger et al., 2000b). The dataset includes detailed records such as demographics, vitals, lab results, medications, and free-text clinical notes. For this study, we specifically utilize the NOTEVENTS table, which contains unstructured notes written by physicians, nurses, and other care providers during patient admissions.

For the LOS prediction task, we primarily followed the preprocessing pipeline introduced in the Clinical Outcome Prediction benchmark by van Aken et al. (2021). In line with their approach, we excluded newborn admissions by removing records with `ADMISSION_TYPE = "NEWBORN"`, and retained only discharge summaries with non-empty `TEXT` and `HADM_ID` fields. We removed duplicated notes by keeping only the latest discharge summary per admission and merged multiple notes (e.g., addenda) into a single document. To prevent label leakage, we removed sections that could contain information about discharge outcomes, such as "Discharge Diagnosis," "Discharge Medications," or any section headers containing keywords like "home" or "discharge". We computed the length of stay in days using the `ADMITTIME` and `DISCHTIME` fields and excluded hospitalizations with mortality to ensure consistency in the prediction target. Although we did not explicitly filter patients below age 18 (Bao et al., 2023; Pang et al.), or below age 15 Auslander et al. (2020); Meng et al. (2022), the exclusion of newborns serves a similar purpose, aligning with practices in other studies that restrict cohorts to adult populations. Following the benchmark setup, we discretized LOS into four ordinal classes: ≤ 3 days, 4–7 days, 8–14 days, and >14 days. Additional demographic features (e.g., age, gender, ethnicity, insurance, religion, marital status) were retained from structured data and preprocessed for downstream fairness analysis. For training, we fine-tune the ClinicalBERT model (Liu et al., 2025; Wang et al., 2023). Input sequences are tokenized and truncated to a maximum length of 512 tokens. During training, the transformer layers are kept frozen, and only the classification head is updated.

A.2 GOSSIS-1-eICU

GOSSIS-1-eICU dataset (Raffa et al., 2022a;b), is a preprocessed subset of the eICU Collaborative Research Database (Pollard et al., 2018), which is made available via PhysioNet (Goldberger et al., 2000a). This dataset includes ICU admissions from 2014–2015 across 204 U.S. hospitals, and it is limited to patients over 16 years old with ICU stays longer than six hours. This dataset has complete information on vital signs and outcomes. The model-ready version (gossis-1-eicu-only-model-ready.csv.gz) has already undergone preprocessing, imputation, and feature selection using the rGOSSIS1 package. We further filter the model-ready dataset by removing conflicting labels (e.g., `icu_death = 1` and `hospital_death = 0`) and dropping any remaining rows with missing values. Categorical features, such as diagnosis category, ICU admission source, and clinical severity group, are one-hot encoded. We merge gender, ethnicity, and age from the original raw file, and binarize age using the median (65 years) to create balanced younger and older groups. To address class imbalance for in-hospital mortality prediction, we apply random undersampling to equalize the number of positive and negative samples, resulting in 11,817 deaths and 11,817 survivors. The final dataset includes 12,672 males and 10,948 females, and 12,312 older versus 11,322 younger patients. We split the data into training (70%), validation (10%), and test (20%) sets using stratified sampling. For fairness evaluation, we retain gender and age group as protected attributes but exclude them from model input during training.

We implement a fully connected neural network with four layers: 128, 64, 32, and 2 hidden units, respectively. ReLU activation is applied after each hidden layer. We use GroupNorm after the first two linear layers to maintain privacy compatibility. Dropout with a probability of 0.3 is applied after the third hidden layer to reduce overfitting. The final output layer projects to two logits for binary classification. For eICU, we use CrossEntropyLoss with class weights to account for label imbalance: [0.5, 1.0].

A.3 ADULT INCOME

The Adult Income dataset (Becker & Kohavi, 1996), extracted from the 1994 U.S. Census Bureau database, includes demographic and employment data to predict whether an individual earns over \$50K per year. It contains cleaned records filtered by age, income, and work hours, and is widely used in fairness research due to its sensitive attributes like sex, race, and age. We use the Adult Income dataset, preprocessed following Esipova et al. (2022) and Le Quy et al. (2022). After removing missing values and duplicates, we reduce the dataset to 45,222 samples. Categorical features are consolidated (e.g., education, marital status, race, work class), numerical variables are normalized or binarized, and one-hot encoding is applied where needed. Outliers such as extreme capital-gain values are excluded. The hours-per-week feature is grouped into categorical bins following (Le Quy et al., 2022), while the age variable is binarized based on the median to create a balanced representation of age groups. The task is binary income classification ($\leq \$50K$ vs. $> \$50K$). For fairness evaluation, we use sex and age as protected attributes. To control for class imbalance, we follow Esipova et al. (2022) and subsample a balanced dataset with approximately 14,000 male and 14,000 female samples. The simple model has a simple neural network with two hidden layers, each consisting of 256 units and ReLU activation, followed by a sigmoid output. This model is trained using BCEWithLogitsLoss with a positive class weight of 2.0. The second variant is a more complex model that replicates the architecture used for the eICU dataset. It includes GroupNorm layers, ReLU activations, and a final softmax output for binary classification. The complex model uses CrossEntropyLoss with class weights [1.0, 2.0].

B FULL EXPERIMENTAL RESULTS

Table 1 presents the test, train, and validation loss values across all datasets and training methods, including Non-Private, DPSGD, Adaptive Clipping, and our proposed SoftAdaClip. Across nearly all settings, SoftAdaClip achieves significantly lower losses compared to prior private methods, demonstrating improved generalization.

An exception occurs with the Income Simple dataset at a higher clipping threshold ($C = 0.1$), where SoftAdaClip does not outperform other private methods. As discussed in the main paper, this is due to the relatively small gradient norms in this dataset, which makes a large clipping threshold suboptimal. In such cases, selecting a smaller clipping bound can lead to better privacy-utility trade-offs. This highlights the importance of tuning the clipping threshold appropriately for the dataset characteristics.

Table 1: Accuracy, F1-score, and loss metrics across datasets and methods.

Dataset	Method	Accuracy	F1-score	Test Loss	Train Loss	Val Loss
eICU ($C = 0.1$)	Non-Private	0.7883	0.8074	9.5053	9.3519	9.9008
	DPSGD	0.7838	0.7857	48.0517	23.6906	48.9455
	Adaptive	0.7848	0.7856	47.4854	23.8187	48.6887
	SoftAdaClip	0.7786	0.7835	25.1988	12.5813	25.5969
Income Simple ($C = 0.1$)	Non-Private	0.8544	0.8251	13.8389	13.5270	14.5337
	DPSGD	0.8493	0.8032	141.1011	19.6013	134.8455
	Adaptive	0.8518	0.8127	130.8347	18.2785	128.0605
	SoftAdaClip	0.8492	0.7975	185.3278	25.2212	182.2780
Income Simple ($C = 0.01$)	DPSGD	0.6282	0.0129	485.4643	38.6855	471.7071
	Adaptive	0.8471	0.8065	141.8682	11.0803	140.6238
	SoftAdaClip	0.8447	0.8057	140.2801	10.9312	138.9555
Income Simple ($C = 0.05$)	DPSGD	0.6854	0.3081	351.8910	27.9915	344.4491
	Adaptive	0.8439	0.8047	136.7563	10.6433	137.3403
	SoftAdaClip	0.8438	0.8055	135.4402	10.5325	135.6755
Income Complex ($C = 0.1$)	Non-Private	0.8501	0.8213	14.0957	13.7800	14.6519
	DPSGD	0.8358	0.7871	158.8316	22.0290	143.8559
	Adaptive	0.8294	0.7797	132.7497	18.6308	129.3976
	SoftAdaClip	0.8362	0.7863	100.9126	13.9779	98.7079
MIMIC ($C = 0.1$)	Non-Private	0.8720	0.8669	12.6840	14.8288	13.0512
	DPSGD	0.6695	0.6034	819.7089	61.4040	703.7503
	Adaptive	0.7419	0.7148	580.9089	43.2972	440.1128
	SoftAdaClip	0.7363	0.7101	568.3838	43.0088	429.5628

B.1 IMPROVEMENTS IN AVERAGE DISPARITY

To further quantify fairness improvements, we compute the **average subgroup disparity** for each dataset and method. For eICU and Adult Income, this metric is defined as the mean of the gender and age disparities, while for MIMIC it includes gender, age, and ethnicity. Each disparity value corresponds to the absolute difference in loss between two subgroups, averaged across five seeds. We then measure the percentage reduction in average disparity achieved by SoftAdaClip relative to DPSGD and Adaptive-DPSGD, using the following formulae:

$$\text{Reduction}_{\text{DPSGD}}(\%) = \frac{\text{AvgDisparity}_{\text{DPSGD}} - \text{AvgDisparity}_{\text{SoftAdaClip}}}{\text{AvgDisparity}_{\text{DPSGD}}} \times 100$$

$$\text{Reduction}_{\text{Adaptive}}(\%) = \frac{\text{AvgDisparity}_{\text{Adaptive}} - \text{AvgDisparity}_{\text{SoftAdaClip}}}{\text{AvgDisparity}_{\text{Adaptive}}} \times 100$$

As summarized in Table 2, SoftAdaClip reduces average subgroup disparities by 25–87% compared to DPSGD and by 8–48% compared to Adaptive-DPSGD across most datasets, with the exception of Income Simple at $C = 0.1$, where disparities slightly increase. These results provide clear evidence that SoftAdaClip consistently improves fairness over baseline methods while preserving formal privacy guarantees.

Table 2: Percentage reduction in average disparity for SoftAdaClip compared to DPSGD and Adaptive-DPSGD. Positive values indicate fairness improvements, while negative values indicate worsening of disparities.

Dataset	Reduction vs. DPSGD (%)	Reduction vs. Adaptive (%)
eICU ($C = 0.1$)	52.7	47.9
Income Simple ($C = 0.01$)	87.3	16.5
Income Simple ($C = 0.05$)	78.5	8.4
Income Simple ($C = 0.1$)	-11.7	-9.5
Income Complex ($C = 0.1$)	37.5	25.9
MIMIC ($C = 0.1$)	25.2	12.5

B.2 DISENTANGLING THE EFFECTS OF SMOOTHING AND ADAPTIVITY

To isolate the impact of smoothing, we evaluated a variant of SoftAdaClip that uses the tanh-based clipping function with a fixed threshold, and we removed the adaptive component entirely. We refer to this method as *Fixed Soft Clipping*, which applies smooth gradient scaling within the standard DP-SGD framework. This controlled comparison helps determine whether improvements stem from smoothing alone or its combination with adaptivity. We tested this variant across all datasets using five different random seeds and averaged the results to ensure robustness. As shown in Table 3, which reports subgroup loss values (e.g., Male/Female, Age < Median/Age ≥ Median, White/Non-White) and their absolute disparities, Fixed Soft Clipping improved fairness over DPSGD in only 6 out of 13 cases and increased the loss gap in 7.

Algorithm 3 FIXED SOFT CLIPPING

Require: Iterations T , Dataset D , sampling rate q , clipping bound C_0 , noise multiplier σ , learning rates η_t , small constant ε

Initialize: θ_0 randomly

```

1: for  $t = 0, \dots, T - 1$  do
2:    $B \leftarrow$  Poisson sample of  $D$  with rate  $q$ 
3:   for each  $(x_i, y_i) \in B$  do
4:      $g_i \leftarrow \nabla_{\theta} \ell(f_{\theta}(x_i), y_i)$ 
5:     # Smooth clipping via tanh
6:      $\alpha_i \leftarrow \tanh\left(\frac{C_0}{\|g_i\| + \varepsilon}\right)$ 
7:      $\tilde{g}_i \leftarrow \alpha_i \cdot g_i$ 
8:   end for
9:    $\tilde{g}_B \leftarrow \frac{1}{|B|} \left( \sum_{i \in B} \tilde{g}_i + \mathcal{N}(0, \sigma^2 C_0^2 I) \right)$ 
10:   $\theta_{t+1} \leftarrow \theta_t - \eta_t \tilde{g}_B$ 
11: end for
```

In contrast, **SoftAdaClip** consistently achieves smaller subgroup disparities in 11 out of 13 settings, outperforming both Fixed Soft Clipping and Adaptive Clipping. These results indicate that smoothing

alone is not reliably effective and highlight that the combination of smooth and adaptive clipping, as used in SoftAdaClip, is key to improving fairness.

Table 3: Full experimental results across datasets and methods. Losses and subgroup disparities are averaged across all seeds. Group Difference refers to the absolute difference in loss between the two subgroups within each demographic attribute (e.g., male vs. female for gender, below vs. above median for age, White vs. non-White for ethnicity).

Dataset	Method	Male Loss	Female Loss	Gender Diff	Age < Median	Age ≥ Median	Age Diff	White Loss	Non-White Loss	Ethnicity Diff
eICU ($C = 0.1$)	Non-Private	9.5598	9.3059	0.2539	8.6992	10.1524	1.4532	–	–	–
	DPSGD	48.5335	48.8912	2.2972	43.1970	53.7035	10.5065	–	–	–
	Adaptive	49.2247	49.5550	1.3555	43.9941	54.2443	10.2502	–	–	–
	SoftAdaClip	25.8796	25.7997	0.7224	23.0494	28.3781	5.3287	–	–	–
	Fixed Soft Clipping	48.4679	48.451	2.4615	43.2143	53.3018	10.0875	–	–	–
Income Simple ($C = 0.1$)	Non-Private	15.1112	8.4555	6.6557	11.8803	16.0424	4.1621	–	–	–
	DPSGD	151.5774	95.0878	56.4896	121.2306	164.9877	43.7572	–	–	–
	Adaptive	139.9777	81.3574	58.6203	112.3326	155.9813	43.6487	–	–	–
	SoftAdaClip	202.1400	112.3267	89.8133	177.8177	197.2410	22.2014	–	–	–
	Fixed Soft Clipping	412.4973	325.84348	103.11782	379.45258	464.71968	85.2671	–	–	–
Income Simple ($C = 0.01$)	DPSGD	560.8699	184.2400	376.6299	357.6398	630.7931	273.1533	–	–	–
	Adaptive	146.6832	92.9323	53.7509	119.5134	164.2264	44.7130	–	–	–
	SoftAdaClip	143.7968	98.9942	44.8026	121.4856	158.8987	37.4131	–	–	–
	Fixed Soft Clipping	554.227	182.5821	371.6449	353.8296	623.2183	269.3887	–	–	–
Income Simple ($C = 0.05$)	DPSGD	388.9525	154.7919	234.1606	272.2588	433.8648	161.6060	–	–	–
	Adaptive	137.3956	91.1264	46.2692	113.2906	159.9958	46.7052	–	–	–
	SoftAdaClip	136.3423	93.3233	43.0190	114.2903	156.3899	42.0996	–	–	–
	Fixed Soft Clipping	352.1058	145.5571	206.5487	249.7627	393.5827	143.82	–	–	–
Income Complex ($C = 0.1$)	Non-Private	15.3451	8.8033	6.5418	12.2018	16.2263	4.0245	–	–	–
	DPSGD	176.1793	97.9874	78.1918	134.4287	179.7389	45.3102	–	–	–
	Adaptive	147.5599	83.8232	63.7367	111.3624	151.8005	40.4382	–	–	–
	SoftAdaClip	111.4720	63.9662	47.5059	84.0589	113.7171	29.6582	–	–	–
	Fixed Soft Clipping	176.3323	98.0936	78.2387	131.8692	182.0531	50.1839	–	–	–
MIMIC ($C = 0.1$)	Non-Private	12.9760	12.9520	0.0240	13.0120	12.3640	0.6480	12.6360	12.7920	0.1560
	DPSGD	822.0909	812.0865	48.6868	803.2820	829.0804	31.9105	821.5653	829.0350	33.5979
	Adaptive	597.0828	562.5361	34.5467	590.0785	565.6026	28.4748	571.1686	550.5871	34.6889
	SoftAdaClip	574.3803	565.3295	29.1806	579.0692	545.1397	33.9295	566.2895	549.9928	22.3648
	Fixed Soft Clipping	813.5449	903.4000	95.6308	816.0311	794.9747	42.8099	809.8198	799.3655	15.9609

B.3 GRADIENT NORM CLIPPING RESULTS

Table 4 reports the average gradient norms before and after clipping for each subgroup. As discussed in the main text, SoftAdaClip applies less clipping than other methods due to its smooth transformation. Even Fixed Soft Clipping results in lower clipping than standard DP-SGD. An exception is the Income Simple dataset with $C = 0.1$, where the gradients are already small, leading to minimal clipping under DP-SGD. In this setting, SoftAdaClip initially offered limited benefit, as there was little suppression to improve upon. However, when we reduced the clipping threshold, the gradients became more likely to be clipped, and SoftAdaClip demonstrated its advantage by smoothing the clipping operation and improving fairness.

Table 4: Gradient statistics across all datasets and methods. Each cell shows: Before → After (Diff).

Dataset	Method	Male	Female	Age < Median	Age ≥ Median	White	Non-White
eICU ($C = 0.1$)	DPSGD	1005.86→0.48 (1005.38)	1082.48→0.49 (1081.99)	794.95→0.46 (794.50)	1337.97→0.52 (1337.45)	–	–
	Adaptive	1102.94→0.50 (1102.45)	1289.88→0.50 (1289.38)	1169.67→0.46 (1169.21)	1309.35→0.53 (1308.82)	–	–
	SoftAdaClip	403.13→5.85 (397.27)	456.32→9.37 (446.95)	405.55→5.69 (399.85)	432.38→9.73 (422.65)	–	–
	Fixed Soft Clipping	930.94→0.48 (930.46)	836.88→0.49 (836.39)	742.72→0.45 (742.27)	954.59→0.51 (954.08)	–	–
	DPSGD	254.58→0.56 (254.02)	152.37→0.43 (151.94)	260.21→0.54 (259.67)	261.84→0.62 (261.21)	–	–
Income Simple ($C = 0.1$)	Adaptive	182.82→0.60 (182.21)	114.82→0.46 (114.35)	153.92→0.56 (153.36)	200.79→0.66 (200.14)	–	–
	SoftAdaClip	773.40→0.58 (772.82)	500.16→0.42 (499.74)	990.73→0.51 (990.22)	719.96→0.66 (719.30)	–	–
	Fixed Soft Clipping	3709.43→0.54 (3708.88)	2644.33→0.39 (2643.94)	5075.98→0.50 (5075.48)	3368.97→0.65 (3368.32)	–	–
	DPSGD	1555.11→0.58 (1554.53)	362.81→1.74 (361.07)	862.32→1.13 (861.20)	1746.93→0.55 (1746.38)	–	–
	Adaptive	516.74→1.36 (515.39)	89.68→8.40 (81.28)	280.38→0.86 (279.52)	568.9→2.98 (568.92)	–	–
Income Simple ($C = 0.01$)	SoftAdaClip	268.24→1.43 (266.81)	39.62→8.22 (31.41)	134.50→1.89 (132.61)	293.66→3.15 (290.51)	–	–
	Fixed Soft Clipping	1542.81→0.56 (1542.25)	360.00→1.67 (358.32)	856.21→1.08 (855.13)	1732.34→0.53 (1731.80)	–	–
	DPSGD	1311.16→2.25 (1308.91)	327.27→4.00 (323.27)	776.91→2.50 (774.41)	1421.75→2.71 (1419.04)	–	–
	Adaptive	278.38→7.21 (271.17)	48.60→30.58 (18.01)	150.86→9.50 (141.36)	301.32→14.23 (287.09)	–	–
	SoftAdaClip	134.88→7.11 (127.77)	53.1→29.36 (23.73)	72.0→8.92 (63.1)	157.01→14.66 (142.34)	–	–
Income Simple ($C = 0.05$)	Fixed Soft Clipping	1198.26→2.29 (1195.97)	303.94→4.03 (299.91)	718.75→2.49 (716.26)	1289.85→2.74 (1287.11)	–	–
	DPSGD	2420.41→0.96 (2419.45)	1800.54→0.78 (1799.76)	3014.40→0.70 (3013.70)	1905.54→1.08 (1904.46)	–	–
	Adaptive	1780.67→1.21 (1779.46)	1541.20→1.56 (1539.64)	1847.32→1.11 (1846.21)	1572.68→1.34 (1571.34)	–	–
	SoftAdaClip	1003.58→4.58 (998.99)	1126.95→6.86 (1120.09)	976.81→3.44 (973.38)	1201.06→6.50 (1194.56)	–	–
	Fixed Soft Clipping	1907.96→0.67 (1907.29)	1589.68→0.74 (1588.94)	1886.86→0.61 (1886.25)	1954.12→0.70 (1953.42)	–	–
Income Complex ($C = 0.1$)	DPSGD	6276.55→1.82 (6274.73)	5943.33→2.35 (5940.99)	5847.74→1.94 (5845.79)	6151.16→1.92 (6149.24)	5810.35→1.97 (5808.38)	6854.15→1.92 (6852.23)
	Adaptive	3286.83→2.55 (3284.28)	3669.94→2.50 (3667.44)	3233.49→3.39 (3230.11)	3073.35→2.63 (3070.71)	3150.46→2.89 (3147.58)	3748.57→3.42 (3745.15)
	SoftAdaClip	3019.59→3.02 (3016.57)	3486.80→2.47 (3484.34)	3018.68→4.60 (3014.08)	2802.01→2.91 (2799.09)	3012.22→3.36 (3008.86)	3346.56→4.93 (3341.63)
	Fixed Soft Clipping	5302.20→1.77 (5300.42)	5776.64→2.23 (5774.41)	4800.18→1.85 (4798.32)	4941.69→1.82 (4939.87)	4995.37→1.86 (4993.51)	5726.17→1.87 (5724.30)
	DPSGD	6276.55→1.82 (6274.73)	5943.33→2.35 (5940.99)	5847.74→1.94 (5845.79)	6151.16→1.92 (6149.24)	5810.35→1.97 (5808.38)	6854.15→1.92 (6852.23)

C NOTE ON LANGUAGE EDITING

For the preparation of this paper, we used ChatGPT to improve the clarity, grammar, and style of the writing. This tool was specifically employed for the purposes of refining and editing the text; it was not used to generate ideas, content, or contribute to the research itself.