

Funnel control for passive infinite-dimensional systems[★]

Thavamani Govindaraj^a Anthony Hastir^b Lassi Paunonen^c Timo Reis^a

^a*Institut für Mathematik, Technische Universität Ilmenau, Weimarer Straße 25, 98693 Ilmenau, Germany*

^b*Fachbereich Mathematik und Naturwissenschaften, Bergische Universität Wuppertal, Gaußstraße 20, 42119 Wuppertal, Germany*

^c*Faculty of Information Technology and Communication Sciences, Tampere University, Kalevantie 4, FI-33100 Tampere, Finland*

Abstract

We consider funnel control for linear infinite-dimensional systems that are impedance passive, meaning that they satisfy an energy balance in which the stored energy equals the squared norm of the state and the supplied power is the inner product of input and output. For the analysis we employ the system node approach, which offers a unified framework for infinite-dimensional systems with boundary and distributed control and observation. The resulting closed-loop dynamics are governed by a nonlinear evolution equation; we establish its solvability and hence the applicability of funnel control to this class. The applicability is illustrated by an Euler–Bernoulli beam, which is studied in two distinct scenarios: once with boundary control and once with distributed control.

Key words: funnel control, passive systems, infinite-dimensional systems, system nodes

1 Introduction

We consider output regulation for input–output dynamical systems, where the objective is to design a controller such that the system output y follows a given reference signal y_{ref} . To this end, the controller generates the input u based on the tracking error $e = y - y_{\text{ref}}$, see Figure 1.

Funnel control is an adaptive error feedback strategy that constrains the tracking error e to evolve within a prescribed performance funnel. Let \mathcal{U} denote the space in which the outputs (and likewise the inputs) take values. Given a reference signal $y_{\text{ref}} : \mathbb{R}_{\geq 0} \rightarrow \mathcal{U}$, and assuming sufficient smoothness (to be specified later), the controller generates an input $u(t)$

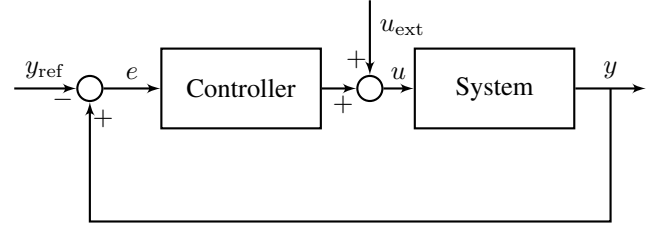


Fig. 1. Feedback interconnection of controller and system with external input u_{ext} .

such that

$$\forall t \geq 0 : \quad \varphi(t) \|e(t)\| < 1$$

for some given positive $\varphi : \mathbb{R}_{\geq 0} \rightarrow \mathbb{R}$ (the *funnel function*) with the property that φ and φ^{-1} are bounded.

A typical funnel control is given by

$$u(t) = -\frac{1}{1 - \varphi(t)^2 \|e(t)\|^2} e(t) + u_{\text{ext}}(t), \quad (1)$$

where u_{ext} denotes an external input such as a disturbance, a feedforward control, or a combination of both. The precise role of this term will be discussed later in the paper. The essential part, however, is the feedback component represented by the first summand: if the error approaches the funnel boundary, i.e., $\|e(t)\| \approx 1/\varphi(t)$, then the denominator $1 - \varphi(t)^2 \|e(t)\|^2$ becomes small and the controller applies a large gain to drive the error back into the funnel.

[★] This paper was not presented at any IFAC meeting. Corresponding author A. Hastir.

This work was supported by the Deutsche Forschungsgemeinschaft (DFG, German Research Foundation) – Project numbers 362536361, *Adaptive control of coupled rigid and flexible multi-body systems with port-Hamiltonian structure* and 532208976, *System theoretic properties of linear infinite-dimensional port-Hamiltonian systems*, and the Research Council of Finland grant number 349002.

Email addresses:

thavamani.govindaraj@tu-ilmenau.de (Thavamani Govindaraj), hastir@uni-wuppertal.de (Anthony Hastir), lassi.paunonen@tuni.fi (Lassi Paunonen), timo.reis@tu-ilmenau.de (Timo Reis).

Conversely, if the error is close to zero, the control action is correspondingly small.

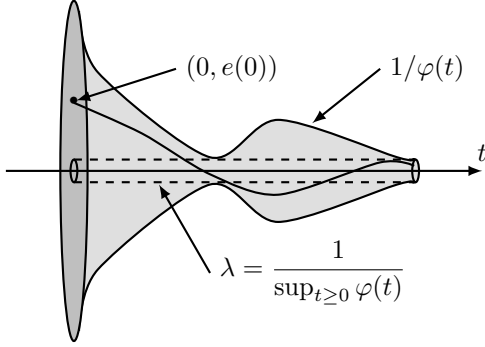


Fig. 2. Evolution of the error $e(t)$ inside a funnel with boundary $1/\varphi(t)$.

Funnel control has been extensively studied in the finite-dimensional setting. After its introduction in [22], numerous extensions followed, covering multi-input multi-output systems [24], nonlinear systems with strict relative degree [8], and nonlinear systems subject to input constraints [4]. Applications include chemical reactors [26], wind turbines [17], robotic manipulators [19], electrical circuits [11], and position control of mechanical systems [18]. For surveys on the theory and applications of funnel control we refer to [7, 23].

For infinite-dimensional systems, funnel control has so far only been studied in specific cases. Initial approaches transferred the proof strategy from the finite-dimensional setting, which led to the consideration of the Byrnes-Isidori form for infinite-dimensional systems [25]. Based on this, funnel control has been considered for a certain class of such systems, later extended to include systems with moderate nonlinearities [21]. However, these approaches require highly restrictive assumptions on the control and observation operators, so that in particular boundary control is not covered. Nevertheless, there are practically relevant systems for which funnel control can be established within this framework, for instance a moving water tank [9, 10].

Boundary control in the context of funnel control was first considered in [34] for the heat equation. A more general class of boundary control problems was investigated in [30], where, under a suitable passivity assumption, funnel control was established by employing the theory of maximally monotone operators and nonlinear evolution equations. The underlying idea has also been applied to the nonlinear monodomain equation with boundary control [5].

While boundary control for passive infinite-dimensional systems is by now well understood, the seemingly simpler situation of distributed control is not covered by the existing theory (in particular not by [25], where even stronger smoothness assumptions on the control and observation operators are imposed). In our view, a general theory of funnel con-

trol for passive infinite-dimensional systems that treats both boundary and distributed control is highly desirable.

This is precisely the contribution of the present article. We develop a unifying approach to funnel control for passive infinite-dimensional linear systems that encompasses both boundary and distributed control. Our analysis builds on the system node framework, see e.g. [37, Sec. 4.7], which provides a natural and flexible setting for treating boundary and distributed actuation and sensing within a single theory. Systems within this framework are described by

$$\begin{pmatrix} \dot{x}(t) \\ y(t) \end{pmatrix} = \begin{bmatrix} A \& B \\ C \& D \end{bmatrix} \begin{pmatrix} x(t) \\ u(t) \end{pmatrix}, \quad (2)$$

where $A \& B : \mathcal{X} \times \mathcal{U} \supset \text{dom}(A \& B) \rightarrow \mathcal{X}$ and $C \& D : \text{dom}(A \& B) \rightarrow \mathcal{Y}$ are linear operators (with some further properties clarified in due course). The somewhat unusual use of the “&” symbol emphasizes that the domain is in general not a Cartesian product of subspaces of \mathcal{X} and \mathcal{U} . This becomes particularly relevant in boundary control problems. The assumptions of the theory are formulated so broadly that virtually any linear PDE with control and observation can be cast into this setting. In recent years a number of works have demonstrated the applicability of the framework to various complex examples [16, 29, 32, 33].

Section 2 covers system-node basics; Section 3 states our and discusses our assumptions; Section 4 proves feasibility of the closed-loop dynamics under funnel control. We conclude in Section 5 with an illustration of the results by means of an Euler-Bernoulli beam, considered in two scenarios: with boundary control and with distributed control.

Notation

The open right complex half-plane is denoted by \mathbb{C}_+ . All spaces considered in this article are complex Hilbert spaces. The norm in \mathcal{X} and the inner product in \mathcal{X} are denoted by $\|\cdot\|_{\mathcal{X}}$ and $\langle \cdot, \cdot \rangle_{\mathcal{X}}$, respectively, or simply by $\|\cdot\|$ and $\langle \cdot, \cdot \rangle$ when no ambiguity arises. The symbol $\mathcal{L}_b(\mathcal{X}, \mathcal{Y})$ denotes the set of all bounded linear operators from \mathcal{X} to \mathcal{Y} , and we abbreviate $\mathcal{L}_b(\mathcal{X}) := \mathcal{L}_b(\mathcal{X}, \mathcal{X})$, and $I_{\mathcal{X}} \in \mathcal{L}_b(\mathcal{X})$ is the identity (again, we skip the subindex, if it is clear from context). For self-adjoint operators $P, Q \in \mathcal{L}_b(\mathcal{X})$, we write $P \geq Q$, if $P - Q$ is a nonnegative operator in the sense that $\langle x, Px \rangle_{\mathcal{X}} \geq 0$ for all $x \in \mathcal{X}$.

A linear operator $A : \mathcal{X} \supset \text{dom}(A) \rightarrow \mathcal{Y}$ is said to be *closed* if $\text{dom}(A)$ becomes a Hilbert space when endowed with the inner product

$$\langle x_1, x_2 \rangle_{\text{dom}(A)} := \langle x_1, x_2 \rangle_{\mathcal{X}} + \langle Ax_1, Ax_2 \rangle_{\mathcal{Y}},$$

and *densely defined*, if $\text{dom}(A)$ is a dense subspace of \mathcal{X} . The symbols $\text{im } A$ and $\ker A$ denote the range and the kernel of A , respectively. For an operator $A : \mathcal{X} \supset \text{dom}(A) \rightarrow$

\mathcal{X} we write $\rho(A)$ and $\sigma(A)$ for its resolvent set and its spectrum, respectively.

Throughout this work we follow the conventions for Lebesgue and Sobolev spaces as presented in the standard reference [1]. Whenever function spaces with values in a Hilbert space \mathcal{X} are considered, we indicate the target space explicitly by writing “; \mathcal{X} ” after the domain. For instance, the space of p -integrable \mathcal{X} -valued functions on a domain $\Omega \subset \mathbb{R}^d$ is written as $L^p(\Omega; \mathcal{X})$. Integration of such \mathcal{X} -valued functions is always understood in the sense of Bochner integration, cf. [12].

2 System nodes

We start by collecting some preliminaries for systems of the form (2). The homogeneous part of the dynamics, that is, the case $u = 0$, is governed by the so-called *main operator*

$$\begin{aligned} A: \mathcal{X} \supset \text{dom}(A) &\rightarrow \mathcal{X}, \\ \text{dom}(A) &:= \{x \in \mathcal{X} \mid \begin{pmatrix} x \\ 0 \end{pmatrix} \in \text{dom}(A \& B)\}, \\ x &\mapsto A \& B \begin{pmatrix} x \\ 0 \end{pmatrix}. \end{aligned}$$

The framework of system nodes imposes structural conditions on $A \& B$ and $C \& D$ to ensure that the resulting dynamical system admits a consistent solution theory. This includes the concept of strongly continuous semigroups (that is, the extension of the matrix exponential to operators), [14]. Note that our definition of system nodes differs slightly from that in [37]; however, the two are equivalent by [29, Lem. 2.3].

Definition 1 (System node) A system node on a triple $(\mathcal{X}, \mathcal{U}, \mathcal{Y})$ of Hilbert spaces is a linear operator $S = \begin{bmatrix} A \& B \\ C \& D \end{bmatrix}$ with

$$\begin{aligned} A \& B: \mathcal{X} \times \mathcal{U} \supset \text{dom}(A \& B) &\rightarrow \mathcal{X}, \\ C \& D: \mathcal{X} \times \mathcal{U} \supset \text{dom}(C \& D) &\rightarrow \mathcal{Y}, \end{aligned}$$

that satisfies:

- (a) $A \& B$ is closed.
- (b) $C \& D \in \mathcal{L}_b(\text{dom}(A \& B), \mathcal{Y})$.
- (c) For each $u \in \mathcal{U}$ there exists $x \in \mathcal{X}$ such that $\begin{pmatrix} x \\ u \end{pmatrix} \in \text{dom}(A \& B)$.
- (d) The associated main operator A generates a strongly continuous semigroup $\mathbb{T}(\cdot): \mathbb{R}_{\geq 0} \rightarrow \mathcal{L}_b(\mathcal{X})$.

Definition 2 (Classical and generalized trajectories) Let $\begin{bmatrix} A \& B \\ C \& D \end{bmatrix}$ be a system node on $(\mathcal{X}, \mathcal{U}, \mathcal{Y})$ and $T > 0$.

- A classical trajectory of (2) on $[0, T]$ is a triple

$$\begin{aligned} (x(\cdot), u(\cdot), y(\cdot)) \\ \in C^1([0, T]; \mathcal{X}) \times C([0, T]; \mathcal{U}) \times C([0, T]; \mathcal{Y}), \end{aligned}$$

that satisfies (2) for every $t \in [0, T]$.

- A generalized trajectory on $[0, T]$ is a limit of classical trajectories in the space

$$C([0, T]; \mathcal{X}) \times L^2([0, T]; \mathcal{U}) \times L^2([0, T]; \mathcal{Y}).$$

By extension, (x, u, y) is called a classical or generalized trajectory on $\mathbb{R}_{\geq 0}$ if its restriction to each finite interval $[0, T]$ is of the corresponding type.

Proposition 3 ([37, Lem. 4.7.8]) Let $S = \begin{bmatrix} A \& B \\ C \& D \end{bmatrix}$ be a system node on $(\mathcal{X}, \mathcal{U}, \mathcal{Y})$, let $T > 0$, and suppose that $x_0 \in \mathcal{X}$ and $u \in W^{2,1}([0, T]; \mathcal{U})$ with $\begin{pmatrix} x_0 \\ u(0) \end{pmatrix} \in \text{dom}(A \& B)$. Then there exist $x(\cdot) \in C^1([0, T]; \mathcal{X})$ with $x(0) = x_0$ and $y(\cdot) \in C([0, T]; \mathcal{Y})$ such that (x, u, y) is a classical trajectory of (2) on $[0, T]$.

Remark 4 (Further properties of system nodes) Let $\begin{bmatrix} A \& B \\ C \& D \end{bmatrix}$ be a system node on $(\mathcal{X}, \mathcal{U}, \mathcal{Y})$.

- (a) $A \& B$ extends to an operator

$$[A_{-1} B] \in \mathcal{L}_b(\mathcal{X}_{-1} \times \mathcal{U}, \mathcal{X}),$$

where \mathcal{X}_{-1} is the completion of \mathcal{X} with respect to $\|x\|_{\mathcal{X}_{-1}} := \|(\alpha I - A)^{-1}x\|$ for some $\alpha \in \rho(A)$. The topology of \mathcal{X}_{-1} does not depend on α [38, Prop. 2.10.2]. Then $\text{dom}(A \& B)$ fulfills

$$\text{dom}(A \& B) = \left\{ \begin{pmatrix} x \\ u \end{pmatrix} \in \mathcal{X} \times \mathcal{U} \mid A_{-1}x + Bu \in \mathcal{X} \right\}, \quad (3)$$

see [37, Def. 4.7.2 and Lem. 4.7.3]. In what follows, we denote by the same letter A the operator A_{-1} .

- (b) We can introduce $C \in \mathcal{L}_b(\text{dom}(A), \mathcal{Y})$ with

$$Cx = C \& D \begin{pmatrix} x \\ 0 \end{pmatrix}.$$

We now introduce the notion of the transfer function of a system node. To this end, recall from [37, Lem. 4.7.3] that

$$\left[\begin{pmatrix} (\lambda I - A_{-1})^{-1} B \\ I \end{pmatrix} \right] \in \mathcal{L}_b(\mathcal{U}; \text{dom}(A \& B)).$$

Definition 5 (Transfer function) Let $S = \begin{bmatrix} A \& B \\ C \& D \end{bmatrix}$ be a system node on $(\mathcal{X}, \mathcal{U}, \mathcal{Y})$. The transfer function P associated to S is

$$\begin{aligned} P: \rho(A) &\rightarrow \mathcal{L}(\mathcal{U}, \mathcal{Y}), \\ \lambda &\mapsto C \& D \left[\begin{pmatrix} (\lambda I - A_{-1})^{-1} B \\ I \end{pmatrix} \right]. \end{aligned}$$

In this article, we focus on systems which are passive in the following sense.

Definition 6 (Impedance passive systems) Let $S = \begin{bmatrix} A \& B \\ C \& D \end{bmatrix}$ be a system node on $(\mathcal{X}, \mathcal{U}, \mathcal{U})$ (i.e., the input and output spaces are equal). The system (2) is called impedance

passive, if for all $T > 0$, all classical (and thus also all generalized) trajectories $(x(\cdot), u(\cdot), y(\cdot))$ on $[0, T]$, we have

$$\|x(T)\|_{\mathcal{X}}^2 - \|x(0)\|_{\mathcal{X}}^2 \leq 2 \operatorname{Re} \int_0^T \langle u(t), y(t) \rangle_{\mathcal{U}} dt.$$

This property has been studied in detail in [3, 35, 36], see also [31]. In particular, it follows from [36, Thm. 4.1] that impedance passivity is equivalent to

$$\forall \begin{pmatrix} x_0 \\ u_0 \end{pmatrix} \in \operatorname{dom}(A \& B) : \operatorname{Re} \langle A \& B \begin{pmatrix} x_0 \\ u_0 \end{pmatrix}, x_0 \rangle_{\mathcal{X}} \leq \operatorname{Re} \langle C \& D \begin{pmatrix} x_0 \\ u_0 \end{pmatrix}, u_0 \rangle_{\mathcal{U}}. \quad (4)$$

Note that (4) means that the operator $\begin{bmatrix} A \& B \\ -C \& D \end{bmatrix}$ is dissipative (and thus also maximal dissipative by [36, Thm. 4.1]). Let us give some further comments on this system class.

Remark 7 (Impedance passive systems) Let $\begin{bmatrix} A \& B \\ C \& D \end{bmatrix}$ be a system node on $(\mathcal{X}, \mathcal{U}, \mathcal{U})$ with transfer function P .

- (a) By setting $u \equiv 0$, we obtain that the semigroup \mathbb{T} associated to an impedance passive system is contractive, i.e., $\|\mathbb{T}(t)\|_{\mathcal{L}_b(\mathcal{X})} \leq 1$ for all $t \geq 0$. Then [38, Prop. 2.3.1] yields that $\mathbb{C}_+ \subset \rho(A)$. As a consequence, the transfer function P of an impedance passive system is defined on a superset of \mathbb{C}_+ .
- (b) If (2) is impedance passive, then

$$P(\lambda) + P(\lambda)^* \geq 0 \quad \forall \lambda \in \mathbb{C}_+.$$

In the finite-dimensional setting, this property is referred to as positive realness [2].

- (c) An important subclass of impedance passive systems is given by port-Hamiltonian system nodes [29]. These systems can be written in the form

$$\begin{pmatrix} \dot{x}(t) \\ y(t) \end{pmatrix} = \begin{bmatrix} F \& G \\ K \& L \end{bmatrix} \begin{pmatrix} Hx(t) \\ u(t) \end{pmatrix}.$$

The operator $H \in \mathcal{L}_b(\mathcal{X}, \mathcal{X}^*)$ is assumed to be self-dual, positive, surjective, and

$$\begin{bmatrix} F \& G \\ K \& L \end{bmatrix} : \mathcal{X}^* \times \mathcal{U} \supset \operatorname{dom}(F \& G) \rightarrow \mathcal{X} \times \mathcal{U}$$

is dissipative, where \mathcal{X}^* denotes the anti-dual of \mathcal{X} , that is, the space of bounded conjugate-linear functionals on \mathcal{X} . Such systems are impedance passive when \mathcal{X} is endowed with the norm $\|x\| := \langle x, Hx \rangle_{\mathcal{X}}$. This class covers a wide range of PDE systems, including Maxwell's equations, advection–diffusion equations, Euler–Bernoulli and Timoshenko beams, the wave equation, and the Oseen equation [16, 29, 32, 33].

3 Our assumptions

Here we present and discuss the assumptions on the system class for which funnel control will be treated in Section 4.

Assumption 8 (System class)

- (a) \mathcal{X} and \mathcal{U} are complex Hilbert spaces.
- (b) $S = \begin{bmatrix} A \& B \\ C \& D \end{bmatrix}$ is a system node on $(\mathcal{X}, \mathcal{U}, \mathcal{U})$, such that the system (2) is impedance passive.
- (c) The operator $C : \operatorname{dom}(A) \rightarrow \mathcal{U}$ (see Remark 4(b)) is surjective.
- (d) There exist some $\lambda, c > 0$, such that the transfer function associated to S satisfies

$$P(\lambda) + P(\lambda)^* \geq c I_{\mathcal{U}}.$$

We now turn to a discussion of our assumptions. We begin by characterizing the surjectivity of C .

Proposition 9 Let $\begin{bmatrix} A \& B \\ C \& D \end{bmatrix}$ be a system node on $(\mathcal{X}, \mathcal{U}, \mathcal{Y})$. Then the following are equivalent:

- (a) C is surjective.
- (b) For all $u_0 \in \mathcal{U}$, $y_0 \in \mathcal{Y}$, there exists some $x_0 \in \mathcal{X}$, such that

$$\begin{pmatrix} x_0 \\ u_0 \end{pmatrix} \in \operatorname{dom}(A \& B) \text{ and } y_0 = C \& D \begin{pmatrix} x_0 \\ u_0 \end{pmatrix}.$$

- (c) There exists $Q \in \mathcal{L}_b(\mathcal{Y}, \operatorname{dom}(A))$ with $CQ = I_{\mathcal{Y}}$.

Proof. The equivalence between (a) and (c) is an immediate consequence of the results in [15] on generalized inverses of operators in Hilbert spaces.

(a) \Rightarrow (b): Assume that $u_0 \in \mathcal{U}$, $y_0 \in \mathcal{Y}$. Then, by definition of a system node, there exists some $x_1 \in \mathcal{X}$ with $\begin{pmatrix} x_1 \\ u_0 \end{pmatrix} \in \operatorname{dom}(A \& B)$. Surjectivity of C yields that there exists some $x_2 \in \operatorname{dom}(A)$ with $Cx_2 = y_0 - C \& D \begin{pmatrix} x_1 \\ u_0 \end{pmatrix}$. Then a simple calculation yields that $x_0 := x_1 + x_2$ has the desired properties.

(b) \Rightarrow (a): Let $y_0 \in \mathcal{Y}$. Then, by setting $u_0 := 0$, (b) yields that there exists some x_0 , such that $\begin{pmatrix} x_0 \\ 0 \end{pmatrix} \in \operatorname{dom}(A \& B)$ and $C \& D \begin{pmatrix} x_0 \\ 0 \end{pmatrix} = y_0$. This means that $y_0 = Cx_0$, and the result is proven. \square

Remark 10 (System class)

- (a) Our assumptions do not involve well-posedness. This notion refers to the continuous dependence of $y \in L^p(\mathbb{R}_{\geq 0}; \mathcal{Y})$ on the initial value $x(0) = x_0 \in \mathcal{X}$ and the input $u \in L^p(\mathbb{R}_{\geq 0}; \mathcal{U})$, $p \in [1, \infty]$. This omission is deliberate: well-posedness is not a natural property in the context of impedance passive systems (and would therefore exclude many relevant examples); further, verifying well-posedness in concrete cases is typically an involved task.
- (b) Abstract boundary control systems are of the form

$$\dot{x}(t) = \mathcal{A}x(t), \quad u(t) = \mathcal{K}x(t), \quad y(t) = \mathcal{L}x(t), \quad (5)$$

where $\mathcal{A} : \mathcal{X} \supset \operatorname{dom}(\mathcal{A}) \rightarrow \mathcal{X}$ is closed, $\mathcal{K} \in \mathcal{L}_b(\operatorname{dom}(\mathcal{A}), \mathcal{U})$, $\mathcal{L} \in \mathcal{L}_b(\operatorname{dom}(\mathcal{A}), \mathcal{Y})$, and the restriction of \mathcal{A} to $\ker \mathcal{K}$ is the generator of a strongly

continuous semigroup. These can be turned into systems governed by system nodes [37, Sec. 5.2]. Statement (b) in Proposition 9 (which is equivalent to surjectivity of C) is, in case of boundary control systems, equivalent to surjectivity of $\begin{bmatrix} K \\ \mathcal{L} \end{bmatrix} \in \mathcal{L}_b(\text{dom}(\mathcal{A}), \mathcal{U} \times \mathcal{Y})$. The latter condition has been also imposed in [30] in the context of funnel control of boundary control systems.

- (c) By using [27, Cor. 4.5], Assumption 8 (d) implies that the transfer function has the even stronger property that, for all $\lambda \in \mathbb{C}_+$, there exists some $c_\lambda > 0$ with

$$P(\lambda) + P(\lambda)^* \geq c_\lambda I_{\mathcal{U}}.$$

In particular, $P(\lambda)$ admits a bounded inverse for all $\lambda \in \mathbb{C}_+$, and it is straightforward to verify that the pointwise inverse is again positive real.

- (d) If a system node $S = \begin{bmatrix} A \& B \\ C \& D \end{bmatrix}$ on $(\mathcal{X}, \mathcal{U}, \mathcal{U})$ has a positive real transfer function and, in addition, the system (2) is both approximately controllable and approximately observable, then [3, Thm. 5.1.1] implies that the state space can be renormed (not necessarily equivalently) such that an impedance passive is obtained.

We now state our assumptions on the reference signal y_{ref} , on the funnel function φ , on the initial state $x(0) = x_0$, and on the external input u_{ext} in the funnel control law (1).

Assumption 11 (Funnel, reference signal, initial state, and external input)

- (a) The reference signal satisfies $y_{\text{ref}} \in W^{2,\infty}(\mathbb{R}_{\geq 0}; \mathcal{U})$.
(b) The funnel function satisfies $\varphi \in W^{2,\infty}(\mathbb{R}_{\geq 0}; \mathbb{R})$, and there exists $\mu > 0$ such that $\varphi(t) \geq \mu$ for all $t > 0$.
(c) The initial state $x_0 \in \mathcal{X}$, the external input $u_{\text{ext}} \in W^{2,\infty}(\mathbb{R}_{\geq 0}; \mathcal{U})$ and the funnel function φ are such that there exists $e_0 \in \mathcal{U}$ such that $\varphi(0)\|e_0\| < 1$, and

$$\begin{pmatrix} x_0 \\ u_{\text{ext}}(0) - \frac{e_0}{1 - \varphi(0)^2 \|e_0\|^2} \end{pmatrix} \in \text{dom}(A \& B) \quad (6a)$$

with

$$e_0 = C \& D \begin{pmatrix} x_0 \\ u_{\text{ext}}(0) - \frac{e_0}{1 - \varphi(0)^2 \|e_0\|^2} \end{pmatrix} - y_{\text{ref}}(0). \quad (6b)$$

Remark 12 (Funnel assumptions)

- (a) The boundedness of the funnel function implies the existence of a band around the reference signal that is entirely contained within the funnel, see Figure 2. Moreover, strict boundedness of φ from below means that the funnel region is bounded.
(b) We will see in Theorem 15 that $\varphi(0)\|e_0\| < 1$ simply means that the initial output is inside the funnel.

- (c) Condition (6) expresses that the controller is properly initialized at $t = 0$. If the plant arises from the boundary control system (5), this amounts to a boundary consistency requirement: the boundary trace Kx_0 of the initial state must coincide with the value prescribed by the controller at $t = 0$. An analogous compatibility condition already appears in [30] for funnel control of boundary control problems. Note also that (6) imposes a constraint on the admissible initial state. In PDE settings, this typically entails sufficient spatial regularity so that the boundary trace Kx_0 is well defined and matches the controller's initial signal. Note that, if the input operator is bounded (that is, B in Remark 4 (a) is in $\mathcal{L}_b(\mathcal{U}, \mathcal{X})$), then (6a) reduces to $x_0 \in \text{dom}(A)$.
(d) As noted in the introduction, u_{ext} may represent an exogenous disturbance. It can also be a precomputed feedforward signal that guides the plant along a nominal trajectory, thereby reducing the burden on the feedback controller. This combination has proved particularly effective for mechanical systems; see, e.g., [6, 13]. If the external input u_{ext} comprises a precomputed feedforward term, an exogenous disturbance, or any linear combination of the two, one cannot, in general, expect (6) to hold. To remedy this, the controller can be augmented to generate an additional signal that compensates the resulting mismatch at $t = 0$. Rather than using only the standard funnel-feedback term, the controller may produce the signal

$$-\frac{1}{1 - \varphi(t)^2 \|e(t)\|^2} e(t) + p(t) \left(\frac{e(0)}{1 - \varphi(0)^2 \|e(0)\|^2} - u_{\text{ext}}(0) + u_0 \right),$$

where $p \in W^{2,\infty}(\mathbb{R}_{\geq 0})$ has compact support (hence it is eventually inactive), $p(0) = 1$, and $u_0 \in \mathcal{U}$ with $\begin{pmatrix} x_0 \\ u_0 \end{pmatrix} \in \text{dom}(A \& B)$. This requires that x_0 is in

$$\mathcal{V} := \{x_0 \in \mathcal{X} \mid \exists u_0 \in \mathcal{U} \text{ s.t. } \begin{pmatrix} x_0 \\ u_0 \end{pmatrix} \in \text{dom}(A \& B)\},$$

which, as mentioned above, typically corresponds to sufficient spatial regularity of the initial value in the PDE case. With this modification, the theory applies upon replacing u_{ext} by

$$u_{\text{ext}}(\cdot) + p(\cdot) \left(\frac{e(0)}{1 - \varphi(0)^2 \|e(0)\|^2} - u_{\text{ext}}(0) + u_0 \right).$$

The next assumption is not required for feasibility of funnel control, but it is used as an additional condition to ensure that all signals in the closed-loop system are globally bounded.

Assumption 13 $\begin{bmatrix} A \& B \\ C \& D \end{bmatrix}$ is a system node on $(\mathcal{X}, \mathcal{U}, \mathcal{U})$, and there exists some $\alpha > 0$, such that the system

$$\begin{pmatrix} \dot{x}(t) \\ y(t) \end{pmatrix} = \left(\begin{bmatrix} A \& B \\ C \& D \end{bmatrix} + \frac{\alpha}{2} \begin{bmatrix} I & 0 \\ 0 & 0 \end{bmatrix} \right) \begin{pmatrix} x(t) \\ u(t) \end{pmatrix}$$

is impedance passive.

Remark 14 Let $S = \begin{bmatrix} A \& B \\ C \& D \end{bmatrix}$ be a system node on $(\mathcal{X}, \mathcal{U}, \mathcal{U})$. The result [36, Thm. 4.1] implies that Assumption 13 is equivalent to

$$\begin{aligned} \forall \begin{pmatrix} x_0 \\ u_0 \end{pmatrix} \in \text{dom}(A \& B) : \\ \text{Re} \langle A \& B \begin{pmatrix} x_0 \\ u_0 \end{pmatrix}, x_0 \rangle_{\mathcal{X}} \\ \leq -\alpha \|x_0\|_{\mathcal{X}}^2 + \text{Re} \langle C \& D \begin{pmatrix} x_0 \\ u_0 \end{pmatrix}, u_0 \rangle_{\mathcal{U}}. \end{aligned} \quad (7)$$

4 Main Results

We start by presenting the statement of our main result on the applicability of funnel control. We observe that the interconnection between (2) and the funnel control law (1) leads formally to the nonlinear system

$$\dot{x}(t) = A \& B \left(u_{\text{ext}}(t) - \frac{x(t)}{1 - \varphi(t)^2 \|e(t)\|^2} \right), \quad (8a)$$

$$y(t) = C \& D \left(u_{\text{ext}}(t) - \frac{x(t)}{1 - \varphi(t)^2 \|e(t)\|^2} \right), \quad (8b)$$

$$\varphi(t) \|e(t)\| < 1, \quad e(t) = y(t) - y_{\text{ref}}(t). \quad (8c)$$

Our main result below shows that this system has a solution in an appropriate sense and that the funnel control achieves output tracking.

Theorem 15 Suppose that Assumption 8 holds and that $y_{\text{ref}}, \varphi, u_{\text{ext}}$ and x_0 satisfy Assumption 11. Then, the funnel control (1) achieves output tracking when applied to (2). More precisely, there exist unique $x \in W_{\text{loc}}^{1,\infty}(\mathbb{R}_{\geq 0}; \mathcal{X})$ and $y \in L_{\text{loc}}^{\infty}(\mathbb{R}_{\geq 0}; \mathcal{U})$ such that

- for every $t \geq 0$, we have

$$Ax(t) + B \left(u_{\text{ext}}(t) - \frac{e(t)}{1 - \varphi(t)^2 \|e(t)\|^2} \right) \in \mathcal{X}$$

and $y(t)$ is the unique solution of

$$y(t) = C \& D \left(u_{\text{ext}}(t) - \frac{x(t)}{1 - \varphi(t)^2 \|e(t)\|^2} \right)$$

with $\varphi(t) \|e(t)\| < 1$, where $e(t) = y(t) - y_{\text{ref}}(t)$;

- (8a)–(8c) hold for a.e. $t \geq 0$.

Moreover, the funnel control law $u(t) = u_{\text{ext}}(t) - \frac{e(t)}{1 - \varphi(t)^2 \|e(t)\|^2}$ satisfies $u \in L_{\text{loc}}^{\infty}(\mathbb{R}_{\geq 0}; \mathcal{U})$.

Before turning to the proof of our main result, we first collect several auxiliary lemmas that will be needed in the proof. Let $B_1(0) := \{u \in \mathcal{U} \mid \|u\|_{\mathcal{U}} < 1\}$. In what follows, we make use of the function $\phi : B_1(0) \subset \mathcal{U} \rightarrow \mathcal{U}$ defined by

$$\phi(w) = \frac{w}{1 - \|w\|^2}. \quad (9)$$

This function is monotone in the sense that

$$\begin{aligned} \forall w_1, w_2 \in B_1(0) \text{ with } w_1 \neq w_2 : \\ \text{Re} \langle w_1 - w_2, \phi(w_1) - \phi(w_2) \rangle > 0. \end{aligned} \quad (10)$$

The non-strict inequality has been proven in [30, Lem. 5.4]. The strict inequality follows by a careful inspection of that proof by further invoking that $r \mapsto \frac{r}{1-r^2}$ is strictly monotonically increasing on the open interval $(-1, 1)$. We begin with a lemma on the solvability of the nonlinear equation

$$w = r - P\phi(w), \quad (11)$$

for $w \in B_1(0)$, where $r \in \mathcal{U}$ is fixed and $P \in \mathcal{L}_{\text{b}}(\mathcal{U})$ is coercive.

Lemma 16 Assume that $P \in \mathcal{L}_{\text{b}}(\mathcal{U})$ with $P + P^* \geq cI_{\mathcal{U}}$ for some $c > 0$. Further, let $\phi : B_1(0) \subset \mathcal{U} \rightarrow \mathcal{U}$ be defined in (9). Then, for every $r \in \mathcal{U}$, the equation (11) has a unique solution $w \in B_1(0)$. Moreover, the resulting solution map $\mathcal{U} \rightarrow B_1(0)$, $r \mapsto w(r)$, is globally Lipschitz continuous.

Proof. Our assumption implies that P has a bounded inverse and $P^{-1} + (P^{-1})^* \geq c_0 I_{\mathcal{U}}$ for some $c_0 > 0$. Using this and (10) we have that

$$\begin{aligned} c_0 \|w_1 - w_2\|_{\mathcal{U}}^2 &\leq \text{Re} \langle w_1 - w_2, P^{-1}(w_1 - w_2) \rangle_{\mathcal{U}} \\ &\quad + \text{Re} \langle w_1 - w_2, \phi(w_1) - \phi(w_2) \rangle_{\mathcal{U}} \\ &= \text{Re} \langle w_1 - w_2, P^{-1}(w_1 - w_2) + \phi(w_1) - \phi(w_2) \rangle_{\mathcal{U}}, \end{aligned}$$

which further implies

$$\begin{aligned} \forall w_1, w_2 : \quad &\|w_1 + P\phi(w_1) - (w_2 + P\phi(w_2))\|_{\mathcal{U}} \\ &\geq c_0 \|P^{-1}\|^{-1} \|w_1 - w_2\|_{\mathcal{U}}. \end{aligned} \quad (12)$$

This estimate in particular shows that the solution of (11) must be unique and that the solution map is globally Lipschitz continuous. Finally, to prove existence of a solution, let $r \in \mathcal{U}$ and consider the map $\psi : B_1(0) \rightarrow \mathcal{U}$, $\psi(w) := P^{-1}w + \phi(w)$. Equation (11) is equivalent to $P^{-1}r = \psi(w)$. Since P is invertible with $P^{-1} + (P^{-1})^* \geq c_0 I_{\mathcal{U}}$, the operator $\xi I + P^{-1}$ is invertible for all $\xi > 0$, and we define the continuous function

$$p(\xi) := \|(\xi I + P^{-1})^{-1} P^{-1} r\|^2 - 1 + \xi^{-1}, \quad \xi \geq 1.$$

Clearly $p(1) \geq 0$ and $\lim_{\xi \rightarrow \infty} p(\xi) = -1$, so by the intermediate value theorem there exists some $\xi^* \geq 1$ with $p(\xi^*) = 0$. Set $w := (\xi^* I + P^{-1})^{-1} P^{-1} r$. Then $\|w\|^2 = 1 - \xi^{*-1} < 1$ and $\phi(w) = \xi^* w = \xi^* (\xi^* I + P^{-1})^{-1} P^{-1} r$. Hence

$$\begin{aligned} \psi(w) &= P^{-1}w + \phi(w) \\ &= (\xi^* I + P^{-1})(\xi^* I + P^{-1})^{-1} P^{-1} r = P^{-1}r. \end{aligned}$$

Thus, $w \in B_1(0)$ satisfies $P^{-1}r = P^{-1}w + \phi(w)$, which is equivalent to (11). \square

The next lemma will play an important role in the proof of our main result.

Lemma 17 *Let $S = \begin{bmatrix} A \& B \\ C \& D \end{bmatrix}$ be a system node with transfer function P for which Assumption 8 is satisfied. Consider the nonlinear operator $A_\phi : \text{dom}(A_\phi) \subset \mathcal{X} \rightarrow \mathcal{X}$ defined as*

$$\begin{aligned} A_\phi z &= Az - B\phi(w(z)), \\ \text{dom}(A_\phi) &= \{z \in \mathcal{X} \mid \exists w \in \mathcal{U}, Az - B\phi(w) \in \mathcal{X}, \\ &\quad w = C\&D \begin{pmatrix} z \\ -\phi(w) \end{pmatrix}, \|w\| < 1\} \end{aligned}$$

where $w(z)$ is the element corresponding to z in the definition of $\text{dom}(A_\phi)$. Then A_ϕ is a single-valued m -dissipative operator. Moreover, for any $T > 0$, $z_0 \in \text{dom}(A_\phi)$, $f \in W^{1,\infty}([0, T]; \mathcal{X})$, and $\omega \in W^{1,\infty}([0, T])$, there exists a unique $z \in W^{1,\infty}([0, T]; \mathcal{X})$ such that $z(0) = z_0$, $z(t) \in \text{dom}(A_\phi)$ for all $t \in [0, T]$ and

$$\dot{z}(t) = A_\phi(z(t)) + \omega(t)z(t) + f(t) \quad (14)$$

holds for a.e. $t \in [0, T]$. In addition, $\dot{z}(t)$ and $A_\phi(z(t))$ are continuous except at a countable number of values in $[0, T]$.

Proof. Singled-valuedness and m -dissipativity of A_ϕ follows, by invoking (10), analogously as in [20, Proof of Thm. 3.9]. It then follows from [28, Thm. 4.20] that the operator A_ϕ is the generator of a nonlinear contraction semigroup $\mathbb{T}^\phi(t)$ on $\text{dom}(A_\phi)$. Further, $\phi(0) = 0$ implies that $0 \in \text{dom}(A_\phi)$ and $A_\phi(0) = 0$. Since $f \in W^{1,\infty}([0, \infty); \mathcal{X})$, it satisfies in particular $f \in W^{1,\infty}([0, T]; \mathcal{X})$ for every $T > 0$. The claim then follows by [30, Lem. 5.7]. \square

Remark 18 *The operator A_ϕ in Lemma 17 is single-valued if and only if the element w in the definition of $\text{dom}(A_\phi)$ is unique. The "if" part of the statement is clear. To verify the converse implication, suppose that A_ϕ is single-valued and assume that $w_1, w_2 \in B_1(0)$ are two elements corresponding to $z \in \text{dom}(A_\phi)$. Then $B(\phi(w_1) - \phi(w_2)) = A_\phi z - A_\phi z = 0 \in X$. Thus $(0, \phi(w_1) - \phi(w_2)) \in \text{dom}(A \& B)$ and the passivity of the system implies*

$$\begin{aligned} 0 &= \text{Re} \langle A \& B \begin{pmatrix} 0 \\ \phi(w_1) - \phi(w_2) \end{pmatrix}, 0 \rangle \\ &\leq \text{Re} \langle C \& D \begin{pmatrix} z - z \\ \phi(w_1) - \phi(w_2) \end{pmatrix}, \phi(w_1) - \phi(w_2) \rangle \\ &= \text{Re} \langle w_2 - w_1, \phi(w_1) - \phi(w_2) \rangle. \end{aligned}$$

However, (10) now implies that we must have $w_1 = w_2$.

Proof of Theorem 15. By Proposition 9 (c) we can choose $Q \in \mathcal{L}_b(\mathcal{U}, \text{dom}(A))$ such that $CQ = I_{\mathcal{U}}$. Moreover, define

ω and f by $\omega(t) := \frac{\dot{\phi}(t)}{\varphi(t)}$ and

$$\begin{aligned} f(t) &:= \varphi(t) \left(AQy_{\text{ref}}(t) + (\lambda R_\lambda B - AQP(\lambda))u_{\text{ext}}(t) \right. \\ &\quad \left. - Q\dot{y}_{\text{ref}}(t) - (R_\lambda B - QP(\lambda))\dot{u}_{\text{ext}}(t) \right) \end{aligned} \quad (15)$$

where $R_\lambda = (\lambda I - A)^{-1} \in \mathcal{L}_b(\mathcal{X}_{-1}, \mathcal{X})$, $\lambda > 0$. Now observe that thanks to $Q \in \mathcal{L}_b(\mathcal{U}, \text{dom}(A))$ and $A \in \mathcal{L}_b(\text{dom}(A), \mathcal{X})$, we have $AQ \in \mathcal{L}_b(\mathcal{U}, \mathcal{X})$. Moreover, $QP(\lambda) - R_\lambda B \in \mathcal{L}_b(\mathcal{U}, \mathcal{X})$ and $\lambda R_\lambda B - AQP(\lambda) \in \mathcal{L}_b(\mathcal{U}, \mathcal{X})$. The properties $y_{\text{ref}} \in W^{2,\infty}(\mathbb{R}_{\geq 0}; \mathcal{U})$, $\varphi \in W^{2,\infty}(\mathbb{R}_{\geq 0})$, $u_{\text{ext}} \in W^{2,\infty}(\mathbb{R}_{\geq 0}; \mathcal{U})$ and $\omega \in W^{1,\infty}(\mathbb{R}_{\geq 0})$ therefore imply that $f \in W^{1,\infty}(\mathbb{R}_{\geq 0}; \mathcal{X})$. Now we fix an arbitrary $T > 0$, define

$$z_0 = \varphi(0) (x_0 - Qy_{\text{ref}}(0) - (R_\lambda B - QP(\lambda))u_{\text{ext}}(0)) \quad (16)$$

and denote by $e_0 \in \mathcal{U}$ an element that satisfies (6b) in Assumption 11. We have $z_0 \in \text{dom}(A_\phi)$ with $w(z_0) := \varphi(0)e_0$ being the element ' w ' in the definition of $\text{dom}(A_\phi)$. This element is unique according to Remark 18. Lemma 17 implies that there exists a unique $z \in W^{1,\infty}([0, T]; \mathcal{X})$ such that $z(0) = z_0$, $z(t) \in \text{dom}(A_\phi)$ for all $t \geq 0$ and (14) holds for a.e. $t \in [0, T]$. In addition, $\dot{z}(t)$ and $A_\phi(z(t))$ are continuous except at a countable number of values in $[0, T]$. Expanding (14) implies

$$\dot{z}(t) = Az(t) - B\phi(w(z(t))) + \omega(t)z(t) + f(t), \quad (17)$$

where $w(z(t))$ is the unique solution to

$$w(z(t)) = C\&D \begin{pmatrix} z(t) \\ -\phi(w(z(t))) \end{pmatrix} \quad (18)$$

with $\|w(z(t))\| < 1$. Uniqueness of $w(z(t))$ is guaranteed because A_ϕ is a single-valued operator, see Remark 18. Now for all $t \in [0, T]$ we define $x(t)$ and $y(t)$ by

$$x(t) := \varphi(t)^{-1}z(t) + Qy_{\text{ref}}(t) + (R_\lambda B - QP(\lambda))u_{\text{ext}}(t) \quad (19)$$

$$y(t) := \varphi(t)^{-1}w(z(t)) + y_{\text{ref}}(t) \quad (20)$$

and denote $e(t) = y(t) - y_{\text{ref}}(t)$. For every $t \in [0, T]$ we have (using $AR_\lambda B = \lambda R_\lambda B - B$ and $\varphi(t)e(t) = w(z(t))$)

$$\begin{aligned} Ax(t) + B(u_{\text{ext}}(t) - \varphi(t)^{-1}\phi(\varphi(t)e(t))) &= \varphi(t)^{-1}Az(t) + AQy_{\text{ref}}(t) + AR_\lambda Bu_{\text{ext}}(t) \\ &\quad - AQP(\lambda)u_{\text{ext}}(t) + Bu_{\text{ext}}(t) - \varphi(t)^{-1}B\phi(\varphi(t)e(t)) \\ &= \varphi(t)^{-1}(Az(t) - B\phi(w(z(t)))) + AQy_{\text{ref}}(t) \\ &\quad + (\lambda R_\lambda B - AQP(\lambda))u_{\text{ext}}(t). \end{aligned} \quad (21)$$

Thus $Ax(t) + B(u_{\text{ext}}(t) - \varphi(t)^{-1}\phi(\varphi(t)e(t))) \in \mathcal{X}$ for all $t \in [0, T]$. Now we compute $C\&D \begin{pmatrix} x(t) \\ u_{\text{ext}} - \varphi(t)^{-1}\phi(\varphi(t)e(t)) \end{pmatrix}$.

Using the properties of system nodes, (20) and $CQ = I_{\mathcal{U}}$ we obtain

$$\begin{aligned}
& C\&D \left(\begin{array}{c} x(t) \\ u_{\text{ext}} - \varphi(t)^{-1} \phi(\varphi(t)e(t)) \end{array} \right) \\
&= C\&D \left(\begin{array}{c} \varphi(t)^{-1} z(t) + Qy_{\text{ref}}(t) + (R_{\lambda}B - QP(\lambda))u_{\text{ext}}(t) \\ u_{\text{ext}} - \varphi(t)^{-1} \phi(\varphi(t)e(t)) \end{array} \right) \\
&= \varphi(t)^{-1} C\&D \left(\begin{array}{c} z(t) \\ -\phi(\varphi(t)e(t)) \end{array} \right) + CQy_{\text{ref}}(t) \\
&\quad + C\&D \left(\begin{array}{c} (R_{\lambda}B - QP(\lambda))u_{\text{ext}}(t) \\ u_{\text{ext}}(t) \end{array} \right) \\
&= \varphi(t)^{-1} C\&D \left(\begin{array}{c} z(t) \\ -\phi(w(z(t))) \end{array} \right) + y_{\text{ref}}(t) \\
&= \varphi(t)^{-1} w(z(t)) + y_{\text{ref}}(t) = y(t). \tag{22}
\end{aligned}$$

The estimate $\|w(z(t))\| < 1$ also implies $\varphi(t)\|e(t)\| < 1$. This together with (22) shows that (8b)–(8c) hold for all $t \in [0, T]$. Now we focus on the regularity of x . According to the regularity of z and the regularity of φ , y_{ref} , u_{ext} in Assumption 11 we get that $x \in W^{1,\infty}([0, T]; \mathcal{X})$ since $Q \in \mathcal{L}_b(\mathcal{U}, \text{dom}(A))$ and $R_{\lambda}B - QP(\lambda) \in \mathcal{L}_b(\mathcal{U}, \mathcal{X})$. In the next step of the proof, we will show that x satisfies (8a). For $t \in [0, T]$ a direct computation using the formula for f in (15) shows that

$$\begin{aligned}
\dot{x}(t) &= -\frac{\dot{\varphi}(t)}{\varphi(t)}\varphi(t)^{-1}z(t) + \varphi(t)^{-1}\dot{z}(t) \\
&\quad + Q\dot{y}_{\text{ref}}(t) + (R_{\lambda}B - QP(\lambda))\dot{u}_{\text{ext}}(t) \\
&= -\omega(t)\varphi(t)^{-1}z(t) + A\varphi(t)^{-1}z(t) \\
&\quad - B\varphi(t)^{-1}\phi(w(z(t))) + \omega(t)\varphi(t)^{-1}z(t) \\
&\quad + \varphi(t)^{-1}f(t) + Q\dot{y}_{\text{ref}}(t) + (R_{\lambda}B - QP(\lambda))\dot{u}_{\text{ext}}(t) \\
&= A\varphi(t)^{-1}z(t) - \varphi(t)^{-1}B\phi(w(z(t))) \\
&\quad + AQy_{\text{ref}}(t) + (\lambda R_{\lambda}B - AQP(\lambda))u_{\text{ext}}(t).
\end{aligned}$$

The identity (21) finally implies that

$$\dot{x}(t) = Ax(t) + B(u_{\text{ext}}(t) - \varphi(t)^{-1}\phi(\varphi(t)e(t))),$$

which is exactly (8a). To prove the uniqueness of x and y , assume that these functions are as in the claim. We can then define $z(t)$ and $w(z(t))$ by inverting the formulas (19) and (20). Then $z \in W^{1,\infty}([0, T]; \mathcal{X})$ and $\|w(z(t))\| < 1$ for all $t \in [0, T]$, and computations similar to those in the first part of the proof show that (17) and (18) hold and $z(0) = z_0$, where z_0 is determined by (16). The solutions of these two equations are unique by Lemma 17, and this implies the uniqueness of x and y .

Now we study the regularity of y defined in (20). The identity (17) implies that

$$\begin{aligned}
z(t) &= R_{\lambda}(\lambda z(t) - \dot{z}(t) + \omega(t)z(t) + f(t)) \\
&\quad - R_{\lambda}B\phi(w(z(t))).
\end{aligned}$$

Substituting this expression into (18) yields

$$w(z(t)) = C\&D \left(\begin{array}{c} z(t) \\ -\phi(w(z(t))) \end{array} \right) = r(t) - P(\lambda)\phi(w(z(t))) \tag{23}$$

where $r(t) := CR_{\lambda}((\lambda + \omega(t))z(t) - \dot{z}(t) + f(t))$. Since $CR_{\lambda} \in \mathcal{L}_b(\mathcal{X}, \mathcal{U})$ and $(\lambda + \omega)z - \dot{z} + f \in L^{\infty}([0, T]; \mathcal{X})$, we have $r \in L^{\infty}([0, T]; \mathcal{U})$. Moreover, according to Lemma 16, we have that for every $t \in [0, T]$ there exists a unique solution $w(z(t)) \in B_1(0)$ of (23). Lemma 16 also implies that the map $(I + P(\lambda)\phi)^{-1} : \mathcal{U} \rightarrow B_1(0)$ is globally Lipschitz continuous. Since $(I + P(\lambda)\phi)^{-1}(0) = 0$, this in particular means that $\|w(z(t))\| \leq l_{\lambda}\|r(t)\|$ for some constant $l_{\lambda} > 0$ depending only on λ . Consequently, y defined in (20) satisfies $y \in L^{\infty}([0, T]; \mathcal{U})$. We end the proof by studying the regularity of the funnel control law $u(t) = u_{\text{ext}}(t) - \varphi(t)^{-1}\phi(\varphi(t)e(t))$. Observe that $u(t) = u_{\text{ext}}(t) - \varphi(t)^{-1}\phi(w(z(t)))$. According to $w(z) \in L^{\infty}([0, T]; \mathcal{U})$, $\phi(w(z)) = P(\lambda)^{-1}(r - w(z)) \in L^{\infty}([0, T]; \mathcal{U})$ and $u_{\text{ext}} \in W^{2,\infty}(\mathbb{R}_{\geq 0}; \mathcal{U})$, we conclude that $u \in L^{\infty}([0, T]; \mathcal{U})$. Since $T > 0$ was arbitrary, the proof is complete. \square

In Theorem 15, we showed that funnel control is feasible, and in particular, that the solution to (8a) exists globally. However, there are even simple (even finite-dimensional) cases where the state x and the control u are not bounded.

Example 19 (Passive system with unbounded funnel control)

Consider the system

$$\begin{aligned}
\dot{x}(t) &= -x(t) + u(t), \\
y(t) &= -x(t) + u(t).
\end{aligned}$$

The system is passive due to $\begin{bmatrix} A & B \\ -C & -D \end{bmatrix} = \begin{bmatrix} -1 & 1 \\ 1 & -1 \end{bmatrix} \leq 0$. Let us consider the constant reference signal $y_{\text{ref}} \equiv 1$, together with a constant funnel (i.e., a tube) of diameter 1, that is, $\varphi \equiv 2$. Our subsequent considerations are structural in nature; they are based neither on numerical computations nor on an explicit solution of the closed-loop differential equation. Theorem 15 guarantees the existence of a global solution of the closed-loop system, with the additional property that $y(t) \in (1/2, 3/2)$ for all $t \geq 0$. Then, for all $t \geq 0$, $\frac{1}{2} \leq y(t) = -x(t) + u(t) = \dot{x}(t)$, and thus

$$x(t) \geq x(0) + \frac{t}{2}.$$

Hence, x is unbounded. To also see that u is unbounded, we note that

$$u(t) = x(t) + y(t) \geq x(t) + \frac{1}{2} \geq x(0) + \frac{t}{2} + \frac{1}{2}.$$

The following theorem guarantees the boundeness of both the state and the input of the closed-loop system (8a)–(8c) under an additional assumption.

Theorem 20 Suppose that Assumptions 8 and 13 hold and that y_{ref} , φ , u_{ext} and x_0 satisfy Assumption 11. Then the solution of the closed-loop system (8a)–(8c) satisfies $x \in W^{1,\infty}(\mathbb{R}_{\geq 0}; \mathcal{X})$. Moreover, the funnel control law $u(t) = u_{\text{ext}}(t) - \varphi(t)^{-1}\phi(\varphi(t)e(t))$ satisfies $u \in L^\infty(\mathbb{R}_{\geq 0}; \mathcal{U})$.

Proof. In what follows, $Q \in \mathcal{L}_b(\mathcal{U}, \text{dom}(A))$ is such that $CQ = I_{\mathcal{U}}$. We start by considering (17) which governs the evolution of $z = \varphi(x - Qy_{\text{ref}} - (R_\lambda B - QP(\lambda))u_{\text{ext}}) \in W_{\text{loc}}^{1,\infty}(\mathbb{R}_{\geq 0}; \mathcal{X})$, where $f \in W^{1,\infty}(\mathbb{R}_{\geq 0}; \mathcal{X})$ is given in (15) and $\omega = \frac{\dot{\varphi}}{\varphi} \in W^{1,\infty}(\mathbb{R}_{\geq 0})$. According to the relation between z and x in (19), it is easy to see that $x \in W^{1,\infty}(\mathbb{R}_{\geq 0}; \mathcal{X})$ if and only if $z \in W^{1,\infty}(\mathbb{R}_{\geq 0}; \mathcal{X})$. We start by showing that $z \in L^\infty(\mathbb{R}_{\geq 0}; \mathcal{X})$. For this, observe that

$$\begin{aligned} \frac{1}{2} \frac{d}{dt} \|z(t)\|_{\mathcal{X}}^2 &= \text{Re}\langle \dot{z}(t), z(t) \rangle_{\mathcal{X}} \\ &= \text{Re}\langle A\&B \begin{pmatrix} z(t) \\ -\phi(w(z(t))) \end{pmatrix}, z(t) \rangle_{\mathcal{X}} + \omega(t) \|z(t)\|_{\mathcal{X}}^2 \\ &\quad + \text{Re}\langle f(t), z(t) \rangle_{\mathcal{X}} \\ &\leq \text{Re}\langle C\&D \begin{pmatrix} z(t) \\ -\phi(w(z(t))) \end{pmatrix}, -\phi(w(z(t))) \rangle_{\mathcal{U}} \\ &\quad + (\omega(t) - \alpha) \|z(t)\|_{\mathcal{X}}^2 + \|f(t)\|_{\mathcal{X}} \|z(t)\|_{\mathcal{X}} \\ &= -\text{Re}\langle w(z(t)), \phi(w(z(t))) \rangle_{\mathcal{U}} + (\omega(t) - \alpha) \|z(t)\|_{\mathcal{X}}^2 \\ &\quad + \|f(t)\|_{\mathcal{X}} \|z(t)\|_{\mathcal{X}} \\ &\leq (\omega(t) - \alpha) \|z(t)\|_{\mathcal{X}}^2 + \|f(t)\|_{\mathcal{X}} \|z(t)\|_{\mathcal{X}}. \end{aligned}$$

According to [30, Lem. 5.8] and $\omega = \frac{\dot{\varphi}}{\varphi} = \frac{d}{dt} \log(\varphi)$, we can estimate $\|z(t)\|_{\mathcal{X}}$ in the following way

$$\|z(t)\|_{\mathcal{X}} \leq \varphi(t) e^{-\alpha t} \left(\frac{\|z(0)\|_{\mathcal{X}}}{\varphi(0)} + \int_0^t \frac{e^{\alpha s}}{\varphi(s)} \|f(s)\|_{\mathcal{X}} ds \right).$$

Using that $\varphi, \varphi^{-1} \in L^\infty(\mathbb{R}_{\geq 0})$ and $f \in W^{1,\infty}(\mathbb{R}_{\geq 0}; \mathcal{X})$, we get that

$$\|z(t)\|_{\mathcal{X}} \leq \frac{\|z(0)\|_{\mathcal{X}}}{\varphi(0)} \|\varphi\|_{\infty} + \frac{\|\varphi\|_{\infty}}{\alpha} \|\varphi^{-1}\|_{\infty} \|f\|_{\infty},$$

whence $z \in L^\infty(\mathbb{R}_{\geq 0}; \mathcal{X})$. Now we will show that $\dot{z} \in L^\infty(\mathbb{R}_{\geq 0}; \mathcal{X})$. Let $h > 0$ and denote $\phi_{t+h} := -\phi(w(z(t+h)))$, $\phi_t := -\phi(w(z(t)))$. Then, we have

$$\begin{aligned} \frac{1}{2} \frac{d}{dt} \|z(t+h) - z(t)\|_{\mathcal{X}}^2 &= \text{Re}\langle \dot{z}(t+h) - \dot{z}(t), z(t+h) - z(t) \rangle_{\mathcal{X}} \\ &= \text{Re}\langle A\&B \begin{pmatrix} z(t+h)-z(t) \\ \phi_{t+h}-\phi_t \end{pmatrix}, z(t+h) - z(t) \rangle_{\mathcal{X}} \\ &\quad + \text{Re}\langle \omega(t+h)z(t+h) - \omega(t)z(t), z(t+h) - z(t) \rangle_{\mathcal{X}} \\ &\quad + \text{Re}\langle f(t+h) - f(t), z(t+h) - z(t) \rangle_{\mathcal{X}}. \end{aligned}$$

Thanks to the dissipation inequality (7) we have that

$$\frac{1}{2} \frac{d}{dt} \|z(t+h) - z(t)\|_{\mathcal{X}}^2$$

$$\begin{aligned} &\leq \text{Re}\langle C\&D \begin{pmatrix} z(t+h)-z(t) \\ \phi_{t+h}-\phi_t \end{pmatrix}, \phi_{t+h} - \phi_t \rangle_{\mathcal{U}} \\ &\quad + (\omega(t+h) - \alpha) \|z(t+h) - z(t)\|_{\mathcal{X}}^2 \\ &\quad + \|\omega(t+h) - \omega(t)\|_{\mathcal{X}} \|z(t)\|_{\mathcal{X}} \|z(t+h) - z(t)\|_{\mathcal{X}} \\ &\quad + \|f(t+h) - f(t)\|_{\mathcal{X}} \|z(t+h) - z(t)\|_{\mathcal{X}}. \end{aligned}$$

Because $z \in L^\infty(\mathbb{R}_{\geq 0}; \mathcal{X})$ and

$$\begin{aligned} &\text{Re}\langle C\&D \begin{pmatrix} z(t+h)-z(t) \\ \phi_{t+h}-\phi_t \end{pmatrix}, \phi_{t+h} - \phi_t \rangle_{\mathcal{U}} \\ &= \text{Re}\langle w(z(t+h)) - w(z(t)), \phi_{t+h} - \phi_t \rangle_{\mathcal{U}} \leq 0, \end{aligned}$$

we have

$$\begin{aligned} &\frac{1}{2} \frac{d}{dt} \|z(t+h) - z(t)\|_{\mathcal{X}}^2 \\ &\leq (\omega(t+h) - \alpha) \|z(t+h) - z(t)\|_{\mathcal{X}}^2 \\ &\quad + \|\omega(t+h) - \omega(t)\|_{\mathcal{X}} \|z(t)\|_{\infty} \|z(t+h) - z(t)\|_{\mathcal{X}} \\ &\quad + \|f(t+h) - f(t)\|_{\mathcal{X}} \|z(t+h) - z(t)\|_{\mathcal{X}}. \end{aligned}$$

Applying [30, Lem. 5.8] to the previous inequality implies that

$$\begin{aligned} \|z(t+h) - z(t)\|_{\mathcal{X}} &\leq \|z(h) - z(0)\|_{\mathcal{X}} e^{\int_0^t \omega(s+h) - \alpha ds} \\ &\quad + \int_0^t e^{\int_s^t \omega(r+h) - \alpha dr} \left(\|\omega(s+h) - \omega(s)\|_{\mathcal{X}} \|z\|_{\infty} \right. \\ &\quad \left. + \|f(s+h) - f(s)\|_{\mathcal{X}} \right) ds \\ &= \|z(h) - z(0)\|_{\mathcal{X}} \frac{\varphi(t+h)}{\varphi(h)} e^{-\alpha t} \\ &\quad + \varphi(t+h) \int_0^t \frac{e^{-\alpha(t-s)}}{\varphi(s+h)} \left(\|\omega(s+h) - \omega(s)\|_{\mathcal{X}} \|z\|_{\infty} \right. \\ &\quad \left. + \|f(s+h) - f(s)\|_{\mathcal{X}} \right) ds. \end{aligned}$$

Dividing the previous estimate by $h > 0$ and letting $h \rightarrow 0$ implies that

$$\begin{aligned} \|\dot{z}(t)\|_{\mathcal{X}} &\leq \frac{\|\dot{z}(0)\|_{\mathcal{X}}}{\varphi(0)} \varphi(t) e^{-\alpha t} \\ &\quad + \varphi(t) \int_0^t \frac{e^{-\alpha(t-s)}}{\varphi(s)} \left(\|\dot{w}(s)\|_{\mathcal{X}} \|z\|_{\infty} + \|\dot{f}(s)\|_{\mathcal{X}} \right) ds \\ &\leq \frac{\|A_\phi(z_0) + \omega(0)z_0 + f(0)\|_{\mathcal{X}}}{\varphi(0)} \|\varphi\|_{\infty} e^{-\alpha t} \\ &\quad + \frac{\|\varphi\|_{\infty}}{\|\varphi^{-1}\|_{\infty}} \left(\|\dot{w}\|_{\infty} \|z\|_{\infty} + \|\dot{f}\|_{\infty} \right) \frac{1 - e^{-\alpha t}}{\alpha}. \end{aligned}$$

From this, we deduce that $\dot{z} \in L^\infty(\mathbb{R}_{\geq 0}; \mathcal{X})$. It remains to show that $u(t) = u_{\text{ext}}(t) - \varphi(t)^{-1}\phi(\varphi(t)e(t))$ satisfies $u \in L^\infty(\mathbb{R}_{\geq 0}; \mathcal{U})$. Thanks to the regularity of u_{ext} , this reduces to showing that $\varphi^{-1}\phi(\varphi e) \in L^\infty(\mathbb{R}_{\geq 0}; \mathcal{U})$. According to the notations used in the proof of Theorem 15, we have $\varphi(t)^{-1}\phi(\varphi(t)e(t)) = \varphi(t)^{-1}\phi(w(z(t)))$. Moreover, according to Lemma 16, we have that for all $t \geq 0$, $w(z(t))$ satisfies $w(z(t)) \in B_1(0)$, which implies that

$w(z) \in L^\infty(\mathbb{R}_{\geq 0}; \mathcal{U})$. Now we consider (23), where $r(t) = CR_\lambda((\lambda + \omega(t))z(t) - \dot{z}(t) + f(t))$. From this equation, we get that $\phi(w(z(t))) = P(\lambda)^{-1}(r(t) - w(z(t)))$, which, according to $w(z) \in L^\infty(\mathbb{R}_{\geq 0}; \mathcal{U})$ and $r \in L^\infty(\mathbb{R}_{\geq 0}; \mathcal{U})$, implies that $u = -\varphi^{-1}\phi(w(z)) + u_{\text{ext}} \in L^\infty(\mathbb{R}_{\geq 0}; \mathcal{U})$. \square

5 Example: An Euler-Bernoulli beam

In this section we illustrate the main results from Section 4 using an Euler–Bernoulli beam that is clamped at its left end. The equation for the beam is (at least formally) given by

$$\rho(\xi) \frac{\partial^2}{\partial t^2} \mathbf{w}(\xi, t) = -\frac{\partial^2}{\partial \xi^2} (EI(\xi) \frac{\partial^2 \mathbf{w}}{\partial \xi^2}(\xi, t)) + b(\xi)u(t),$$

$$y(t) = \int_0^\ell b(\xi) \frac{\partial}{\partial t} \mathbf{w}(\xi, t) d\xi, \quad t \geq 0, \xi \in [0, \ell],$$

where $\mathbf{w}(\xi, t)$ is the transverse displacement of the beam at position ξ and time t , $u(t)$ is the acting force at time t , and $b(\cdot)$ is a given input distribution function describing how the control force acts along the spatial domain of the beam (e.g., $b(\xi) = \delta(\xi - \xi_0)$ models a point force at $\xi_0 \in (0, \ell]$, see Figure 3, while a smooth b corresponds to a spatially distributed actuation), see Figure 4. Further, $y(t)$ is the velocity that is co-located to the input force. The material parameters $\rho, EI \in L^\infty([0, \ell])$ respectively stand for linear density and flexural rigidity. We assume that these functions are positive-valued with, moreover, $\rho^{-1}, (EI)^{-1} \in L^\infty([0, \ell])$. Note that representing the Dirac δ -distribution as an ordinary function is purely formal and does not meet the standards of full mathematical rigor. A more precise interpretation of such a configuration will be provided later.

The clamping condition at the left end means that

$$\mathbf{w}(t, 0) = \frac{\partial \mathbf{w}}{\partial \xi}(t, 0) = 0.$$

The other end is free, which means that both the bending moment and the shear force vanish, i.e.,

$$0 = EI(\xi) \frac{\partial^2 \mathbf{w}}{\partial \xi^2}(\xi, t) \Big|_{\xi=\ell} = \frac{\partial}{\partial \xi} (EI(\xi) \frac{\partial^2 \mathbf{w}}{\partial \xi^2}(\xi, t)) \Big|_{\xi=\ell}.$$

Our forthcoming representations use the *curvature* $\boldsymbol{\kappa} = \frac{\partial^2}{\partial \xi^2} \mathbf{w}$, and the *momentum density* $\mathbf{p} = \rho \frac{\partial}{\partial t} \mathbf{w}$.

We discuss two scenarios: in the first, the beam is subject to a spatially distributed force with a co-located distributed velocity output; in the second, the beam is actuated by a point force at a specified location, and the output is given by the velocity of the displacement at that point. The system is then (still formally) represented by

$$\begin{pmatrix} \dot{\boldsymbol{\kappa}}(t, \xi) \\ \dot{\mathbf{p}}(t, \xi) \end{pmatrix} = \begin{bmatrix} 0 & \frac{\partial^2}{\partial \xi^2} \\ -\frac{\partial^2}{\partial \xi^2} & 0 \end{bmatrix} \begin{pmatrix} EI(\xi) \boldsymbol{\kappa}(t, \xi) \\ \rho(\xi)^{-1} \mathbf{p}(t, \xi) \end{pmatrix} + \begin{bmatrix} 0 \\ b(\xi) \end{bmatrix} u(t),$$

$$\begin{aligned} 0 &= \rho(\xi)^{-1} \mathbf{p}(t, \xi) \Big|_{\xi=0} = \frac{\partial}{\partial \xi} (\rho(\xi)^{-1} \mathbf{p}(t, \xi)) \Big|_{\xi=0}, \\ 0 &= EI(\xi) \boldsymbol{\kappa}(\xi, t) \Big|_{\xi=\ell} = \frac{\partial}{\partial \xi} (EI(\xi) \boldsymbol{\kappa}(\xi, t)) \Big|_{\xi=\ell}, \\ y(t) &= \int_0^\ell b(\xi) \rho(\xi)^{-1} \mathbf{p}(t, \xi) d\xi. \end{aligned}$$

We express the system in the framework of system nodes. Our state space is $L^2([0, \ell]; \mathbb{C}^2)$, equipped with the norm

$$\left\| \begin{pmatrix} \boldsymbol{\kappa} \\ \mathbf{p} \end{pmatrix} \right\|_{\mathcal{X}} = \left(\int_0^\ell EI(\xi) |\boldsymbol{\kappa}(\xi)|^2 + \rho(\xi)^{-1} |\mathbf{p}(\xi)|^2 d\xi \right)^{1/2},$$

which is equivalent to the standard norm on $L^2([0, \ell]; \mathbb{C}^2)$ due to our boundedness and strict positivity of ρ and EI . The system is single-input single-output, i.e., $\mathcal{U} = \mathcal{Y} = \mathbb{C}$. To set up the system node, we introduce the spaces

$$\begin{aligned} H_{0l}^2([0, \ell]) &= \{f \in H^2([0, \ell]) \mid f(0) = f'(0) = 0\}, \\ H_{0r}^2([0, \ell]) &= \{f \in H^2([0, \ell]) \mid f(\ell) = f'(\ell) = 0\}. \end{aligned}$$

These will be used to formulate the main operator A , which is defined by $A : \mathcal{X} \supset \text{dom}(A) \rightarrow \mathcal{X}$ with

$$\begin{aligned} \text{dom}(A) &= \left\{ \begin{pmatrix} \boldsymbol{\kappa} \\ \mathbf{p} \end{pmatrix} \mid \begin{matrix} \rho^{-1} \mathbf{p} \in H_{0l}^2([0, \ell]), \\ EI \boldsymbol{\kappa} \in H_{0r}^2([0, \ell]) \end{matrix} \right\}, \\ A \begin{pmatrix} \boldsymbol{\kappa} \\ \mathbf{p} \end{pmatrix} &= \begin{pmatrix} \frac{\partial^2}{\partial \xi^2} (\rho^{-1} \mathbf{p}) \\ -\frac{\partial^2}{\partial \xi^2} (EI \boldsymbol{\kappa}) \end{pmatrix}. \end{aligned}$$

It is straightforward to verify that A is skew-adjoint, and hence, by [38, Thm. 3.8.6], A generates a strongly continuous semigroup (in fact, even a group). To formulate the input, we introduce the spaces

$$H_{0r}^{-2}([0, \ell]) = H_{0l}^2([0, \ell])^*, \quad H_{0l}^{-2}([0, \ell]) = H_{0r}^2([0, \ell])^*.$$

It follows from the differentiation by parts formula that the second derivative on $H_{0l}^2([0, \ell])$ and $H_{0r}^2([0, \ell])$ respectively extend to bounded operators

$$\begin{aligned} \frac{\partial^2}{\partial \xi^2}_l &\in \mathcal{L}_b(L^2([0, \ell]), H_{0l}^{-2}([0, \ell])), \\ \frac{\partial^2}{\partial \xi^2}_r &\in \mathcal{L}_b(L^2([0, \ell]), H_{0r}^{-2}([0, \ell])). \end{aligned}$$

The extension of A to \mathcal{X} (cf. Remark 4 (a)) is now given by

$$A_{-1} = \begin{bmatrix} 0 & \frac{\partial^2}{\partial \xi^2}_r \\ -\frac{\partial^2}{\partial \xi^2}_l & 0 \end{bmatrix} \begin{bmatrix} \rho^{-1} & 0 \\ 0 & EI \end{bmatrix}.$$

The input is modelled by a distribution $b \in H_{0r}^{-2}([0, \ell])$, and, consequently, the input operator is given by

$$B = \begin{bmatrix} 0 \\ b \end{bmatrix}.$$

We now construct the system node in the opposite way to Remark 4 (a), namely via

$$A\&B \begin{pmatrix} \kappa \\ p \\ u \end{pmatrix} = A_{-1} \begin{pmatrix} \kappa \\ p \end{pmatrix} + Bu,$$

and the domain of $A\&B$ is given by (3). The output operator is defined by

$$C\&D \begin{pmatrix} \kappa \\ p \\ u \end{pmatrix} = \langle \rho^{-1}p, b \rangle_{H_{0l}^2, H_{0r}^{-2}},$$

where the latter denotes the duality pairing. From the above construction it follows that (4) holds, and hence the system associated with the previously introduced system node is impedance passive. For the choice of the force density distribution b , two cases are of particular interest:

- (a) $b \in L^2([0, \ell])$, corresponding to a *distributed control input*. In this case, the output is the weighted velocity average

$$y(t) = \int_0^\ell \rho(\xi)^{-1} p(t, \xi) b(\xi) d\xi,$$

where we tacitly assume that b is real-valued, so as to avoid the need for complex conjugation. The domain of $A\&B$ is, in this case, given by $\text{dom}(A) \times \mathbb{C}$.

- (b) $b = \delta_\xi$, where δ_ξ denotes the delta distribution at $\xi \in (0, \ell]$. This models a *point force applied at ξ* . Indeed, applying formula (3) shows that the point force induces a jump in the derivative of $EI\kappa$ at ξ_0 . More precisely,

$$\begin{aligned} & \left[\frac{\partial}{\partial \xi} (EI\kappa) \right]_{\xi_0^-}^{\xi_0^+} \\ & := \frac{\partial}{\partial \xi} (EI\kappa)(\xi_0^+) - \frac{\partial}{\partial \xi} (EI\kappa)(\xi_0^-) = u(t), \end{aligned}$$

where the evaluation at ξ_0^+ and ξ_0^- is to be understood as the limit taken from the right and from the left, resp. Even more precisely, the domain of $A\&B$ is given by

$$\text{dom}(A\&B) = \left\{ \begin{pmatrix} \kappa \\ p \\ u \end{pmatrix} \left| \begin{array}{l} \rho^{-1}p \in H_{0l}^2([0, \ell]), \\ EI\kappa|_{[0, \xi_0]} \in H^2([0, \xi_0]), \\ EI\kappa|_{[\xi_0, \ell]} \in H_{0r}^2([\xi_0, \ell]), \\ \left[\frac{\partial}{\partial \xi} (EI\kappa) \right]_{\xi_0^-}^{\xi_0^+} = u \end{array} \right. \right\},$$

$$A\&B \begin{pmatrix} \kappa \\ p \\ u \end{pmatrix} = \begin{pmatrix} \frac{\partial^2}{\partial \xi^2} (\rho^{-1}p) \\ -\frac{\partial^2}{\partial \xi^2} (EI\kappa) \end{pmatrix},$$

where the second derivatives above are to be understood in such a way that any possible jump of $(EI\kappa)_\xi$ at ξ_0 is ignored. The output operator is given by the application of δ_{ξ_0} at $\rho^{-1}p$, that is, the evaluation of $\rho^{-1}p$ at ξ_0 . In other words, the output consists of the displacement velocity at ξ_0 . Finally, we note that the choice $\xi_0 = \ell$ leads to a boundary condition for $\frac{\partial}{\partial \xi} (EI\kappa)$

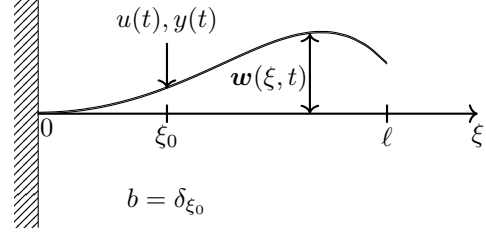


Fig. 3. A Beam with pointwise control and observation, i.e., $b = \delta_{\xi_0}$.

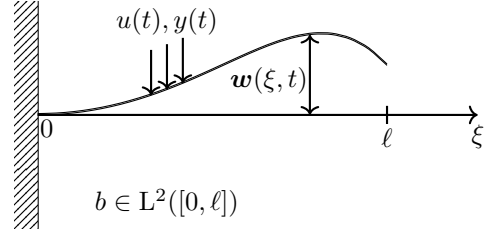


Fig. 4. A Beam with distributed control and observation, i.e., $b \in L^2([0, \ell])$.

at ℓ , and the corresponding velocity output is likewise located at the right end of the beam.

5.1 Numerical simulations

We set $\ell = 1$ and take constant coefficients $EI \equiv \rho \equiv 1$. The reference signal is

$$y_{\text{ref}}(t) = \cos t,$$

and the funnel function is

$$\varphi(t) = 10 - 9.5 e^{-t/2},$$

so that $1/\varphi(0) = 2$ (funnel diameter 4 at $t = 0$) and $\lim_{t \rightarrow \infty} 1/\varphi(t) = 0.1$ (diameter 0.2). We assume the beam is at rest at $t = 0$, i.e., $x_0 = 0$, and that no external disturbances act on the system. Two scenarios are considered:

- (a) *Distributed actuation*: the input operator is given by the characteristic function on $[1/3, 2/3]$, i.e., $b = 1_{[1/3, 2/3]}$, with the output given by the spatial average velocity on $[1/3, 2/3]$. By $x_0 = 0$ and $B \in \mathcal{L}_b(\mathcal{U}, \mathcal{X})$, condition (6) holds anyway, whence the standard funnel controller

$$u(t) = -\frac{e(t)}{1 - \varphi(t)^2 \|e(t)\|^2}$$

can be applied (no feedforward term according to Remark 12 (d) is required).

- (b) *Point actuation*: a point force is applied at $\xi_0 = \frac{1}{2}$, and the output is given by the displacement velocity at ξ_0 . The initial output error satisfies

$$e(0) = \rho(1/2)^{-1} p(0, 1/2) - \cos(0) = -1.$$

To compensate the mismatch at $t = 0$, we equip our controller with a feedforward term according to Remark 12(d). That is, our controller takes the form

$$u(t) = \underbrace{-\frac{e(t)}{1 - \varphi(t)^2 \|e(t)\|^2}}_{=: u_{\text{fun}}(t)} + \underbrace{p(t) \frac{e(0)}{1 - \varphi(0)^2 \|e(0)\|^2}}_{=: u_{\text{ext}}(t)} \quad (24)$$

for

$$p(t) = \begin{cases} \frac{1}{2}(1 + \cos(\pi t)) & : t \in [0, 1], \\ 0 & : t \in (1, \infty). \end{cases}$$

Note that, by using $e(0) = -1$ and $\varphi(0) = 1/2$,

$$u_{\text{ext}}(t) = \begin{cases} -\frac{2}{3}(1 + \cos(\pi t)) & : t \in [0, 1], \\ 0 & : t \in (1, \infty). \end{cases}$$

In both cases, Theorem 15 guarantees that, under the funnel controller, the tracking error $e(t) = y(t) - y_{\text{ref}}(t)$ remains within the funnel, i.e., $e(t) \in (-1/\varphi(t), 1/\varphi(t))$. For our simulations (see Figure 5 and Figure 6) we discretize the beam using cubic Hermite (H^2) finite elements on an equidistant mesh with $k = 80$ nodes, so that all elements have uniform length $1/(n - 1)$. This results in a semidiscretized system with state space dimension $n = 324$.

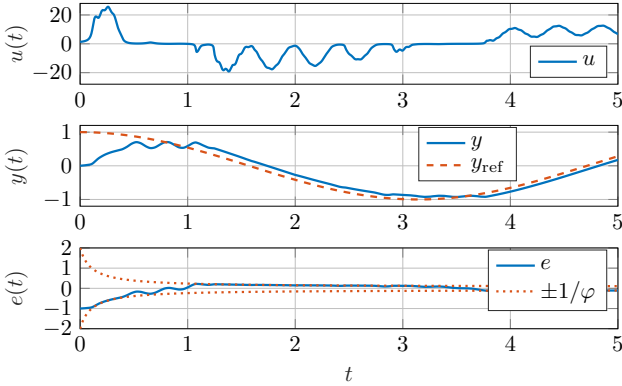


Fig. 5. Scenario (a): Distributed actuation and observation

References

- [1] R. A. Adams and J. J. F. Fournier. *Sobolev Spaces*, volume 140 of *Pure and Applied Mathematics*. Elsevier / Academic Press, Amsterdam, NL, second edition, 2003.
- [2] B. D. O. Anderson and S. Vongpanitlerd. *Network Analysis and Synthesis: A Modern Systems Theory Approach*. Prentice-Hall electrical engineering series. Prentice-Hall, Englewood Cliffs, NJ, 1973.
- [3] D. Z. Arov and O. J. Staffans. The infinite-dimensional continuous time Kalman–Yakubovich–Popov inequality. *Operator Theory: Advances and Applications*, 2005.

- [4] T. Berger. Input-constrained funnel control of nonlinear systems. *IEEE Trans. Automat. Control*, 69(8):5368–5382, 2024.
- [5] T. Berger, T. Breiten, M. Puche, and T. Reis. Funnel control for the monodomain equations with the FitzHugh–Nagumo model. *J. Differential Equations*, 286:164–214, 2021.
- [6] T. Berger, S. Drücker, L. Lanza, T. Reis, and R. Seifried. Tracking control for underactuated non-minimum phase multibody systems. *Nonlinear Dynamics*, 104(4):3671–3699, 2021.
- [7] T. Berger, A. Ilchmann, and E. P. Ryan. Funnel control of nonlinear systems. *Math. Control Signals Systems*, 33:151–194, 2021.
- [8] T. Berger, H. H. Lê, and T. Reis. Funnel control for nonlinear systems with known strict relative degree. *Automatica J. IFAC*, 87:345–357, 2018.
- [9] T. Berger, M. Puche, and F. L. Schwenninger. Funnel control in the presence of infinite-dimensional internal dynamics. *Systems Control Lett.*, 139:104678, 2020.
- [10] T. Berger, M. Puche, and F. L. Schwenninger. Funnel control for a moving water tank. *Automatica J. IFAC*, 135:109999, 2022.
- [11] T. Berger and T. Reis. Zero dynamics and funnel control for linear electrical circuits. *J. Franklin Inst.*, 351(11):5099–5132, 2014.
- [12] J. Diestel and J. J. Uhl. *Vector Measures*, volume 15 of *Mathematical Surveys and Monographs*. American Mathematical Society, Providence, RI, 1977.
- [13] S. Drücker, L. Lanza, T. Berger, T. Reis, and R. Seifried. Experimental validation for the combination of funnel control with a feedforward control strategy. *Multibody System Dynamics*, 63:105–123, 2025.
- [14] K.-J. Engel and R. Nagel. *One-Parameter Semigroups for Linear Evolution Equations*, volume 194 of *Graduate Texts in Mathematics*. Springer-Verlag, New York, 2000.
- [15] I. Erdélyi. A generalized inverse for arbitrary operators between Hilbert spaces. *Proc. Cambridge Philos. Soc.*, 71(1):43–50, 1972.

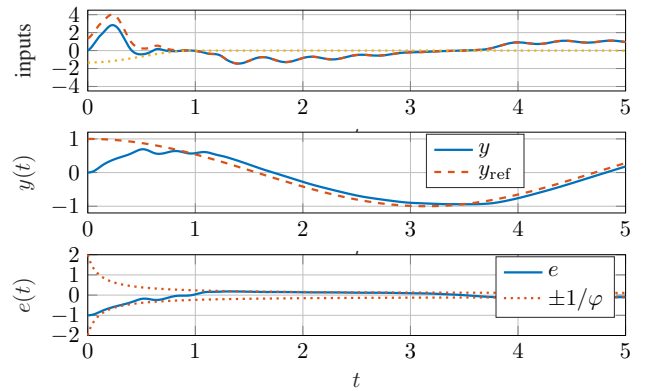


Fig. 6. Scenario (b): Point actuation and observation, with input $u = u_{\text{fun}} + u_{\text{ext}}$ (u_{fun} dashed red, u_{ext} dashed yellow, u solid blue), with notation as in (24)

- [16] B. Farkas, B. Jacob, T. Reis, and M. Schmitz. Operator splitting based dynamic iteration for linear infinite-dimensional port-Hamiltonian systems. *arXiv preprint*, 2023.
- [17] C. M. Hackl. Funnel control for wind turbine systems. In *2014 IEEE Conference on Control Applications (CCA)*, pages 1377–1382, 2014.
- [18] C. M. Hackl, N. Hopfe, A. Ilchmann, M. Mueller, and S. Trenn. Funnel control for systems with relative degree two. *SIAM J. Control Optim.*, 51(2):965–995, 2013.
- [19] C. M. Hackl and R. Kennel. Position funnel control for rigid revolute joint robotic manipulators with known inertia matrix. In *2012 20th Mediterranean Conference on Control & Automation (MED)*, pages 615–620, 2012.
- [20] A. Hastir and L. Paunonen. Well-posedness and stability of infinite-dimensional systems under monotone feedback. *arXiv:2503.16092v2*, 2025.
- [21] A. Hastir, J. J. Winkin, and D. Dochain. Funnel control for a class of nonlinear infinite-dimensional systems. *Automatica J. IFAC*, 152:110964, 2023.
- [22] A. Ilchmann, E. Ryan, and C. Sangwin. Tracking with prescribed transient behaviour. *ESAIM Control Optim. Calc. Var.*, 7:471–493, 2002.
- [23] A. Ilchmann and E. P. Ryan. High-gain control without identification: a survey. *GAMM-Mitt.*, 31(1):115–125, 2008.
- [24] A. Ilchmann, E. P. Ryan, and S. Trenn. Tracking control: Performance funnels and prescribed transient behaviour. *Systems Control Lett.*, 54(7):655–670, 2005.
- [25] A. Ilchmann, T. Selig, and C. Trunk. The Byrnes–Isidori form for infinite-dimensional systems. *SIAM J. Control Optim.*, 54(3):1504–1534, 2016.
- [26] A. Ilchmann and S. Trenn. Input constrained funnel control with applications to chemical reactor models. *Systems Control Lett.*, 53(5):361–375, 2004.
- [27] H. Logemann. Some spectral properties of operator-valued positive-real functions. *Syst. Control Lett.*, 145:104786, 2020.
- [28] I. Miyadera. *Nonlinear semigroups*, volume 109. American Mathematical Soc., 1992.
- [29] F. M. Philipp, T. Reis, and M. Schaller. Infinite-dimensional port-Hamiltonian systems: a system node approach. *Math. Control Signals Systems*, 37:573–620, 2025.
- [30] M. Puche, T. Reis, and F. L. Schwenninger. Funnel control for boundary control systems. *Evol. Equ. Control Theory*, 10(3):519–544, 2021.
- [31] T. Reis. The infinite-dimensional dissipation inequality. *arXiv preprint*, 2025.
- [32] T. Reis and M. Schaller. Port-Hamiltonian formulation of Oseen flows. In F. L. Schwenninger and M. Waurick, editors, *Systems Theory and PDEs – Open Problems, Recent Results, and New Directions*, Trends in Mathematics, pages 123–148. Birkhäuser, Cham, 2024.
- [33] T. Reis and M. Schaller. Linear-quadratic optimal control for infinite-dimensional input-state-output systems. *ESAIM Control Optim. Calc. Var.*, 2025.
- [34] T. Reis and T. Selig. Funnel control for the boundary controlled heat equation. *SIAM J. Control Optim.*, 53(1):547–574, 2015.
- [35] O. J. Staffans. Passive and conservative continuous-time impedance and scattering systems. Part I: Well-posed systems. *Math. Control Signals Systems*, 15:291–315, 2002.
- [36] O. J. Staffans. Passive and conservative infinite-dimensional impedance and scattering systems (from a personal point of view). In J. Rosenthal and D. S. Gilliam, editors, *Mathematical Systems Theory in Biology, Communication, Computation, and Finance*, volume 134 of *IMA Volumes in Mathematics and its Applications*, pages 375–414. Springer, New York, 2002.
- [37] O. J. Staffans. *Well-Posed Linear Systems*, volume 103 of *Encyclopedia of Mathematics and Its Applications*. Cambridge University Press, 2005.
- [38] M. Tucsnak and G. Weiss. *Observation and Control for Operator Semigroups*. Birkhäuser Advanced Texts: Basler Lehrbücher. Birkhäuser Verlag, Basel, 2009.