

Learning Compact Representations of LLM Abilities via Item Response Theory

Jianhao Chen^{1 2 *} Chenxu Wang^{2 3} Gengrui Zhang⁴ Peng Ye²
 Lei Bai² Wei Hu¹ Yuzhong Qu^{1 †} Shuyue Hu^{2 †}

¹ State Key Laboratory for Novel Software Technology, Nanjing University

² Shanghai Artificial Intelligence Laboratory

³ Fudan University

⁴ Department of Psychology, University of Southern California

jhchen.nju@gmail.com {whu,yzqu}@nju.edu.cn gengruiz@usc.edu
 {wangchenxu,yepeng,bailei,hushuyue}@pjlab.org.cn

ABSTRACT

Recent years have witnessed a surge in the number of large language models (LLMs), yet efficiently managing and utilizing these vast resources remains a significant challenge. In this work, we explore how to learn compact representations of LLM abilities that can facilitate downstream tasks, such as model routing and benchmark prediction. We frame this problem as estimating the probability that a given model will correctly answer a specific query. Inspired by the item response theory (IRT) in psychometrics, we model this probability as a function of three key factors: (i) the model’s multi-skill ability embedding θ , (ii) the query’s discrimination vector α that separates models of differing skills, and (iii) the query’s difficulty scalar β . To learn these parameters jointly, we introduce a Mixture-of-Experts (MoE) network that couples model- and query-level embeddings. Extensive experiments demonstrate that our approach leads to state-of-the-art performance in both model routing and benchmark accuracy prediction. Moreover, analysis validates that the learned parameters encode meaningful, interpretable information about model capabilities and query characteristics. Code and data are available at <https://github.com/JianhaoChen-nju/IrtNet>.

1 Introduction

Recent years have seen an explosion of large language models (LLMs), spanning from massive, general-purpose systems to small, task-specialized ones. As of August 2025, Hugging Face lists over 97,000 text-generation models with at least 6B parameters. This proliferation, however, introduces a significant challenge: how to *efficiently* manage and utilize such a vast, rapidly expanding ecosystem.

A crucial step toward addressing this challenge is to construct *compact* representations of models’ abilities (Zhuang et al., 2025). By encoding each model’s strengths and weaknesses, such representations can facilitate a range of downstream applications. For example, in *model routing*, they allow for assessing a model’s suitability for a given query, so that queries can be assigned to the most appropriate model within a candidate pool (Shnitzer et al., 2023; Lu et al., 2024; Jitkrittum et al., 2025). This not only helps balance performance and cost (Ong et al., 2024; Feng et al., 2024; Wang et al., 2025; Frick et al., 2025), but also empowers ensembles of smaller models to effectively compete with large proprietary systems (Zhang et al., 2025e; Pan et al., 2025). Another use case is *benchmark prediction* (Polo et al., 2024; Zhang et al., 2025a). Traditionally, benchmarks are designed to compare the abilities of different models on specific tasks. However, the recent surge in their number¹ makes it impractical for exhaustive evaluation. Compact representations of model abilities offer an alternative, enabling efficient, scalable LLM evaluation.

[†] Corresponding author.

^{*} Work done during the author’s internship at Shanghai Artificial Intelligence Laboratory.

¹ For example, NeurIPS 2025’s dataset and benchmark track received more than 1,900 submissions, and in 2024, more than 1,200 submissions; a large proportion of accepted submissions are LLM benchmarks.

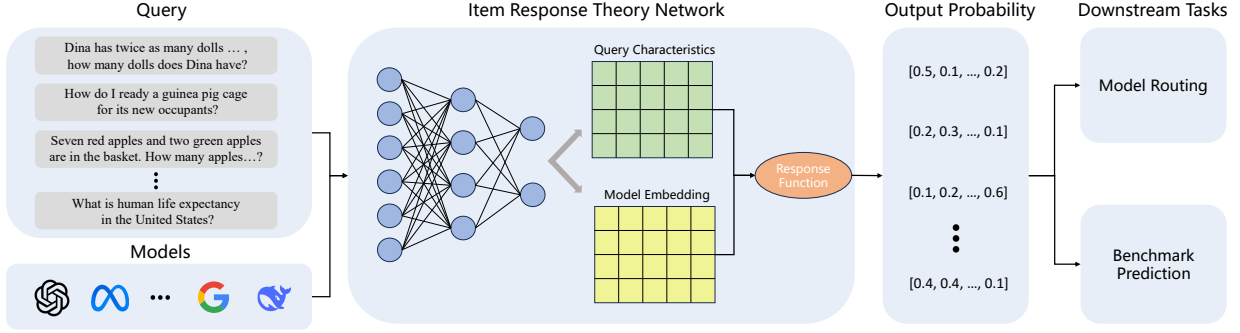


Figure 1: Overview of the IrtNet framework for learning LLM representations. IrtNet learns model embeddings based on models’ past query answering performance and outputs probabilities that models answer correctly. The output probability can be directly applied to downstream tasks containing model routing and benchmark prediction.

In this work, we propose a novel approach to construct compact representations of model abilities as shown in Figure 1, drawing inspiration from the item response theory (IRT). IRT is a well-established statistical framework used in education and psychology to measure latent abilities through standardized tests. It models the interactions between individuals’ performance, their latent abilities, and query characteristics, such as difficulty and discrimination (as in the 2-parameter IRT). By treating queries as tests and LLMs as test respondents, we analogously model the likelihood of an LLM m correctly answering a query q as a mathematical function of m ’s latent abilities θ_m , query q ’s difficulty β_q , and q ’s discrimination power α_q between models. To estimate the model’s compact representation of abilities (θ_m) and the query characteristics (β_q and α_q), we present a neural network *IrtNet*. This architecture enables end-to-end training, allowing for the simultaneous optimization of model latent abilities and query characteristics to align with the ground truth of whether a given model correctly answers a given query.

Comprehensive experiments show that our approach not only achieves state-of-the-art performance on downstream tasks but also produces interpretable learned representations. Specifically, in model routing, our method achieves an average accuracy of 67.4%, significantly outperforming strong baselines like RouterDC (Chen et al., 2024) (54.9%), MODEL-SAT (Zhang et al., 2025c) (56.7%), Avengers-Pro (Zhang et al., 2025e) (62.1%), EmbedLLM (Zhuang et al., 2025) (60.2%). In benchmark prediction, our method demonstrates remarkable data efficiency. It reaches 69.9% accuracy using less than 4% of the training data, matching the state-of-the-art (EmbedLLM) performance achieved with the full training set. Moreover, our analysis validates that the learned parameters encode meaningful information: models’ compact representations form clear clusters in the latent space based on model family (e.g., Llama, Qwen series) and specialization (e.g., models trained for coding and mathematics); the learned query difficulty parameter β_q exhibits a near-perfect negative correlation with true benchmark scores, with a Pearson correlation coefficient of -0.9721. These findings indicate that IrtNet successfully captures the intrinsic model abilities and query characteristics, providing a powerful new tool for evaluation, selection, and management of the vast, rapidly expanding LLM ecosystem.

2 Preliminary

We denote the compact representation of an LLM m by a d -dimensional embedding vector $\theta_m \in \mathbb{R}^d$, which encodes the model’s strengths and weaknesses. Let $M = \{m_1, m_2, \dots, m_n\}$ be a set of n distinct LLMs, and let $Q = \{q_1, q_2, \dots, q_k\}$ be a set of k distinct queries. For any given model-query pair (m, q) , where $m \in M$ and $q \in Q$, the model’s answer to the query can be represented by a binary outcome $y \in \{0, 1\}$, where $y = 1$ signifies a correct answer and $y = 0$ signifies an incorrect one.

Our objective is to learn a probability mass function $f_\theta(m, q) = \Pr(y = 1|m, q)$, parameterized by $\theta = (\theta_1, \dots, \theta_n)$, such that for any given model-query pair, the function f_θ can accurately predict whether the model can answer the query correctly or not. Once learned, the function f_θ can facilitate several important downstream tasks:

Model Routing. Given a set of candidate models, model routing aims to assign each query to the most suitable model, avoiding the need for every model to answer it exhaustively Shnitzer et al. (2023). In this way, the ensemble of models effectively leverages collective intelligence, allowing the group to solve a broader range of tasks that any individual model alone cannot accomplish. Formally, let $\mathcal{M} \subseteq M$ be the set of candidate models; based on the function f_θ , for any query q , model routing can be achieved by selecting the model m^* that yields the highest probability of generating

a correct answer, i.e.,

$$m^* = \arg \max_{m \in \mathcal{M}} f_\theta(m, q). \quad (1)$$

Benchmark Prediction. As exhaustive LLM evaluation is compute-intensive and time-consuming, benchmark prediction seeks to estimate the overall performance of an LLM from only a small subset of evaluation data (Vivek et al., 2023). Formally, let Ω be the set of queries that are not included when learning the function f_θ , i.e., $\Omega \cap Q = \emptyset$, where typically $|\Omega| \gg |Q|$; for a given model m , benchmark prediction generates a predicted accuracy \hat{S} for the set Ω by feeding each query from this set into the function f_θ , which outputs the predicted probability of generating correct answers to these queries, i.e.,

$$\hat{S} = \frac{1}{|\Omega|} \sum_{q \in \Omega} f_\theta(m, q). \quad (2)$$

In practice, as f_θ is a neural predictor, a single pass through all queries in the set Ω can yield the predicted accuracy for all models in the set \mathcal{M} . This avoids the need to run multiple passes (one pass for each model) as in traditional benchmarking LLMs, thereby allowing for efficient, scalable LLM evaluation.

Overall, establishing compact representations of LLMs provides a unified framework for understanding a model’s strengths and weaknesses, supporting a range of downstream applications that have attracted significant recent interest.

3 Methodology

3.1 Modeling LLM Abilities via Item Response Theory

The item response theory (IRT) is a well-established statistical framework to measure the latent abilities of respondents through testings (Cai et al., 2016). It is widely applied in education and psychology, and underpins the scoring scales of high-stakes exams such as the GRE and GMAT.

The IRT is based on the idea that the probability of a correct response to an item (or a question) is a mathematical function of a person’s latent traits, indicating the person’s ability, as well as the item parameters. Here, we focus on the two-parameter IRT model, which considers an item’s difficulty and discrimination (its ability to differentiate between individuals) (Reise & Waller, 2009).

Understanding LLM abilities through their performance on queries is analogous to assessing a person’s abilities based on their performance on standardized tests. Thus, inspired by the IRT, we treat each LLM m as a respondent with a latent trait, and each query q as an item with two parameters that characterize its difficulty and discriminative power.

Formally, let $\alpha_q \in \mathbb{R}^d$ denote the query q ’s d -dimensional discrimination parameter, and $\beta_q \in \mathbb{R}$ denote q ’s difficulty parameter; we assume that the function $f_\theta(m, q)$, which predicts whether the model m can correctly answer the query q , takes the following form of an item response function:

$$f_\theta(m, q) = \sigma(\alpha_q^\top \theta_m - \beta_q) = \frac{1}{1 + e^{-(\alpha_q^\top \theta_m - \beta_q)}}, \quad (3)$$

where $\theta_m \in \mathbb{R}^d$ is the model m ’s compact representation (defined in Section 2), indicating its latent abilities, and $\sigma(\cdot)$ is the logistic link function. The discrimination parameter α_q suggests how important each latent ability dimension for the query is, where a higher value indicates that proficiency in that dimension is more critical for a correct answer. The dot product $\alpha_q^\top \theta_m$ computes how well the model’s abilities align with the discriminative power of the query. Essentially, it measures the model’s fit to the query in terms of both the model’s ability in relevant latent dimensions (encoded by θ_m) and the importance of those dimensions to the query (encoded by α_q).

3.2 IrtNet: Learning Compact Representations

We propose to jointly learn models’ compact representations $\theta = (\theta_1, \dots, \theta_n)$, queries’ discrimination parameters $\alpha = (\alpha_1, \dots, \alpha_k)$, and difficulty parameters $\beta = (\beta_1, \dots, \beta_k)$ through a neural network *IrtNet* in an end-to-end manner.

We illustrate the architecture of IrtNet in Figure 2. First, each query q is converted into a semantic embedding v_q using a pre-trained embedding model. Next, v_q is fed into the MoE layer of the IrtNet. We use a dense MoE layer which always activates all N experts, with an auxiliary-loss-free load balancing strategy (Liu et al., 2024) to promote a diverse weight distribution. This design aims to capture diverse, multi-faceted understanding of the query, improving

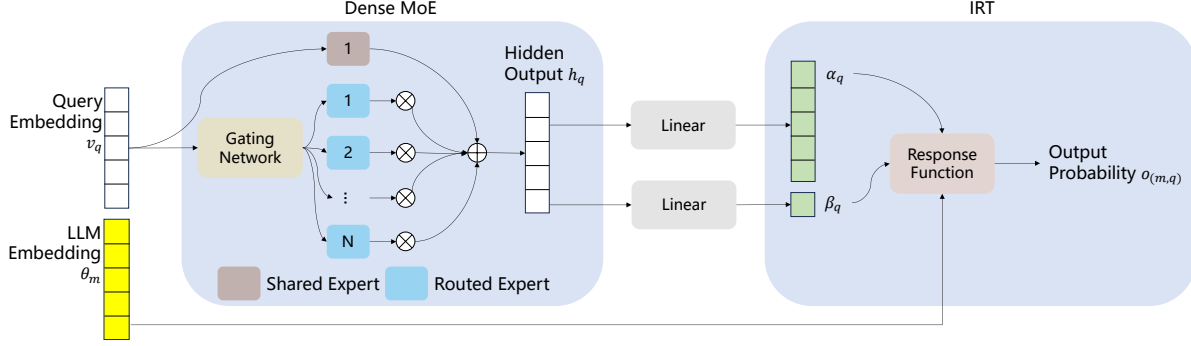


Figure 2: The architecture of IrtNet. A query embedding is processed through a dense MoE layer and subsequent linear layers to generate the query’s discrimination α_q and difficulty β_q parameters. These parameters are then combined with an LLM embedding θ_m via the response function to compute the final output probability.

prediction accuracy while avoiding the training instability problem often encountered in sparse MoE layers. The query’s hidden output h_q is obtained by

$$h_q = \text{MoE}(v_q) = \text{SharedExpert}(v_q) + \sum_{i=1}^N w_i \cdot \text{RoutedExpert}_i(v_q). \quad (4)$$

Next, we employ two independent linear layers to obtain the discrimination parameter α and difficulty parameter β :

$$\alpha_q = \text{Linear}(h_q, d), \quad \beta_q = \text{Linear}(h_q, 1). \quad (5)$$

where d is the dimension of θ_m . Finally, the IrtNet combines the model embedding θ_m with the query characteristic parameters α_q and β_q to compute the output $o_{(m,q)}$ based on the response function shown in Equation 3.

To learn these parameters, we define the objective as minimizing the discrepancy between the predicted probabilities $o_{(m,q)}$ and the ground-truth labels y across the entire training dataset. Specifically, for a training set \mathcal{D} consisting of samples (m, q, y) , the overall loss \mathcal{L} is formulated as the sum of the binary cross-entropy losses for all samples:

$$\mathcal{L} = - \sum_{(m,q,y) \in \mathcal{D}} [y \log(o_{(m,q)}) + (1 - y) \log(1 - o_{(m,q)})]. \quad (6)$$

4 Experiments

4.1 Experimental Setup

Datasets We use the same data as EmbedLLM (Zhuang et al., 2025). We applied a majority vote to consolidate multiple answers from a model to the same query. This step ensures a unique ground truth for each model-query pair, which is especially critical for the test set. The datasets contain 35,673 queries from 10 public benchmarks, including ASDiv (Miao et al., 2020), GPQA (Rein et al., 2024), GSM8K (Cobbe et al., 2021), MathQA (Amini et al., 2019), LogiQA (Liu et al., 2020), MedMCQA (Pal et al., 2022), MMLU (Hendrycks et al., 2021), SocialIQA (Sap et al., 2019), PIQA (Bisk et al., 2020), and TruthfulQA (Lin et al., 2022). The correctness of answers from 112 open-source language models to those queries was evaluated. The queries were converted into 768-dimensional embeddings using the all-mpnet-base-v2 (Reimers & Gurevych, 2019) sentence transformer. The queries were split into a training set of 29,673 queries, a validation set of 3,000 queries, and a test set of 3,000 queries.

Hyperparameters The dimension d of the compact LLM representation θ_m is 232. The number of experts in the MoE layer is set to 40, which is 4 times the number of datasets.

4.2 Model Routing

In this section, we test IrtNet’s ability to serve as an effective and intelligent router in a multi-model environment. The objective is to leverage the fine-grained predictions from our framework to select the best model from a diverse

pool to handle a given query, thereby maximizing both accuracy and efficiency. For any given query q , we compute the predicted success probability $P(y = 1|m, q)$ for all candidate models and route the query to the model with the highest probability.

Table 1: Model routing accuracy (%) comparison. **Micro** denotes the micro-averaged accuracy, calculated on the total correct predictions across all datasets. **Macro** denotes the macro-averaged accuracy, computed by first calculating the accuracy for each benchmark individually and then averaging these benchmark scores. We use **bold** to indicate the best results.

Method	ASD	GPQA	GSM	Math	Logi	Med	Mmlu	Social	PIQA	Truth	Micro	Macro
RouterDC	62.1	21.2	70.5	40.5	41.2	54.5	70.9	30.9	80.6	50.0	54.9	52.2
EmbedLLM	34.9	24.8	82.1	47.7	31.4	65.8	80.1	37.0	86.6	52.7	60.2	54.3
MODEL-SAT	6.57	22.6	80.4	43.0	47.0	62.4	80.8	29.6	83.6	35.1	56.7	49.1
Avengers-Pro	12.1	29.4	89.3	55.3	49.0	72.9	83.2	30.9	86.6	41.9	62.1	55.7
IrtNet (Ours)	66.7	28.6	89.3	57.8	49.0	74.0	86.2	34.0	87.3	47.3	67.4	62.0

We compare our method with four advanced routing methods, RouterDC (Chen et al., 2024), EmbedLLM (Zhuang et al., 2025), MODEL-SAT (Zhang et al., 2025c) (with Qwen3-0.6B-Base (Yang et al., 2025) as base model), and Avengers-Pro (Zhang et al., 2025d). As shown in Table 1, our method achieves the best performance on both micro-average and macro-average metrics across 10 benchmarks. Specifically, IrtNet achieves a final micro-average accuracy of 67.4%, significantly outperforming strong baselines like EmbedLLM (60.2%) and Avengers-Pro (62.1%), which showcases its immense potential for the model routing task.

4.3 Benchmark Prediction

We use two settings to test the benchmark prediction ability of IrtNet: in-distribution (ID) and out-of-distribution (OOD). In the ID setting, while the two sets \mathcal{Q} and Q have no overlap, they may still be closely related. In the OOD case, performance on a dataset may be predicted based on the model’s performance on a different dataset.

ID Correctness Prediction. In this setting, we evaluate IrtNet’s core capability for correctness prediction on model-query pairs. The results, presented in Table 2, highlight our model’s exceptional data efficiency and predictive power.

Table 2: Correctness prediction accuracy (%) on different training data sizes.

method	Dataset Size						
	1K	5K	10K	15K	20K	25K	Full (29K)
KNN	62.6	63.0	64.4	65.1	64.6	64.4	64.7
EmbedLLM	60.8	64.2	66.5	67.9	69.1	69.9	70.6
IrtNet (ours)	69.9	71.5	71.7	71.8	72.0	72.1	72.2

A key advantage of our framework is its ability to achieve strong performance with remarkably little training data. With just 1,000 queries—less than 4% of the full training set—IrtNet achieves a prediction accuracy of 69.9%. This performance significantly surpasses both the traditional KNN baseline (62.6%) and the state-of-the-art EmbedLLM (60.8%) trained on the same amount of data. Notably, our model’s accuracy with only 1K queries already approaches the performance of EmbedLLM trained on the entire dataset (70.6%).

As the training set size increases, IrtNet consistently outperforms other baselines, reaching a final accuracy of 72.2% on the full training set. This demonstrates that our framework not only learns rapidly from limited samples but also scales effectively. The results strongly suggest that by modeling the interaction between model abilities and query characteristics, IrtNet captures their complex relationship more efficiently and accurately than existing methods.

OOD Benchmark Prediction. In this setting, we test IrtNet’s ability to generalize its learned representations to make macroscopic performance predictions. The objective is to forecast an LLM’s accuracy score on an entire benchmark it has never seen during training. This experiment uses a leave-one-out approach: we train IrtNet on all data except for one target benchmark and then use the trained model to predict the overall accuracy of all LLMs on that held-out benchmark. We exclude ASDiv and SocialIQA from this analysis, as the near-uniform scores across all models (approximately 0 and 0.3, respectively) suggest the data might represent noise rather than meaningful performance

variation. This OOD setup serves as the ultimate test of whether our model representations can truly understand and generalize the abstract concept of LLM abilities.

Table 3: Root mean square error (RMSE) for OOD benchmark prediction. **Overall** denotes the total prediction error, calculated by treating all benchmarks as a single, unified test set.

Method	GPQA	GSM	Math	Logi	Med	Mmlu	PIQA	Truth	Overall
EmbedLLM	0.26	0.20	0.09	0.11	0.04	0.25	0.40	0.11	0.21
IrtNet (Ours)	0.26	0.19	0.09	0.11	0.04	0.19	0.36	0.12	0.19

The results in Table 3 demonstrate IrtNet’s robust benchmark accuracy prediction. Across the eight benchmarks, IrtNet achieves a lower root mean square error (RMSE) than EmbedLLM on three datasets and performs equally on four. This leads to an overall RMSE of 0.19, representing a nearly 10% error reduction over EmbedLLM’s 0.21.

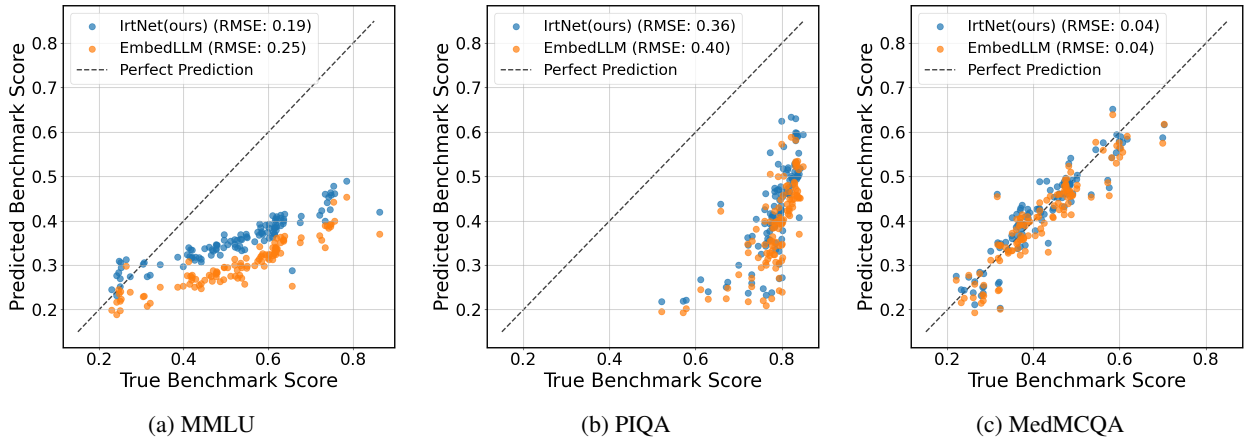


Figure 3: Predicted vs. true benchmark scores (in [0-1]) on three OOD benchmarks. The scatter plots represent the predicted LLM scores by IrtNet and EmbedLLM. IrtNet’s predictions (blue dots) align more closely with the perfect prediction diagonal line on MMLU and PIQA, which means lower prediction errors. IrtNet and EmbedLLM are tied on MedMCQA with the predicted scores almost coinciding with the true scores.

Figure 3 presents the specific prediction distributions on three representative benchmarks (MMLU, PIQA, and MedMCQA), vividly illustrating how IrtNet’s predictions achieve a smaller prediction error compared to EmbedLLM or cluster very tightly around the true scores.

4.4 Ablation Study

In this section, we investigate the role of the MoE layer in understanding queries. We ablate the MoE layer, replacing it with an MLP network of the same number of parameters, while keeping all other network structures unchanged.

Table 4: Ablation study on the MoE layer of IrtNet. **Routing** denotes the model routing task and **Correctness** denotes the correctness prediction task.

Method	Routing	Correctness
IrtNet	67.4	72.2
w/o MoE	64.0 \downarrow 3.4	71.3 \downarrow 0.9

As shown in Table 4, after removing the MoE layer, IrtNet exhibits a significant performance drop in the model routing task and a slight decline in the correctness prediction task. The performance degradation in both tasks obviously suggests that the MoE layer is instrumental in learning more effective α_q and β_q representations, thereby enhancing the network’s overall prediction accuracy. Furthermore, the more substantial decline in the model routing task indicates that the MoE layer is particularly effective at understanding the relative ranking among models. This is likely because the MoE layer produces a more discriminative α_q representation, which more accurately captures the distinctions among model abilities.

5 Interpretability Analysis

5.1 Understanding discrimination

In our framework, the discrimination vector α_q provides a rich, quantitative profile of a query’s intrinsic characteristic. A high value in a particular dimension of α_q signifies that the query places a strong demand on the corresponding latent ability, making a model’s proficiency in that dimension more critical for a correct answer. Thus, the discrimination vector reflects which abilities a query is designed to test and how strongly it tests them. To validate this interpretation, we conduct a visualization experiment on the test set. We use the trained IrtNet to compute the discrimination vectors for queries on the test set and then project these high-dimensional vectors into a two-dimensional space using t-SNE.

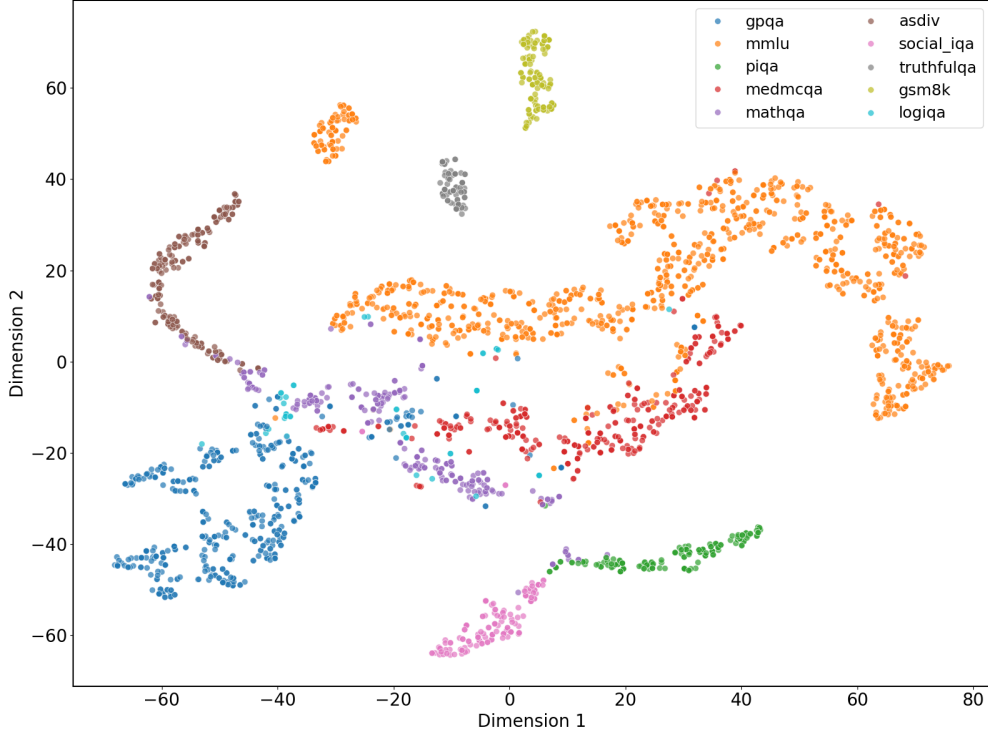


Figure 4: T-SNE visualization of learned query discrimination vectors α_q .

Remarkably, despite IrtNet never being exposed to any dataset labels during training, the resulting visualization in Figure 4 reveals a clear and well-defined clustering structure. We observe that queries originating from the same benchmark naturally form distinct semantic groups in this learned space. This provides strong evidence that the learned discrimination vector α_q has successfully captured the unique demands of different query types. The spontaneous emergence of these clusters demonstrates that IrtNet has effectively modeled the distinct discriminative properties inherent to each semantic query group, mapping them into an interpretable space.

5.2 Validating Difficulty

We perform a quantitative analysis to validate that our learned difficulty parameter β_q is a meaningful measure of a query’s intrinsic challenge. For our experimental setup, we first establish an objective difficulty standard for each benchmark. This standard is defined as the average ground-truth accuracy achieved by the entire pool of 112 models on that dataset. A lower average score naturally corresponds to a higher objective difficulty. We then compare this objective standard against the average learned difficulty parameter β_q for each respective benchmark.

As shown in Table 5, our findings reveal an exceptionally strong negative correlation between the two: as the average model accuracy on a benchmark decreases (i.e., it gets harder), the learned β_q value consistently increases. Quantitatively, the Pearson correlation coefficient between the objective average accuracy and the learned average difficulty β_q is -0.9721. This near-perfect correlation provides compelling evidence that the difficulty parameter learned by IrtNet is not an arbitrary value, but a valid and reliable metric that accurately captures the empirical hardness of the queries.

Table 5: Comparison of average model accuracy (in $[0, 1]$) and learned difficulty β_q across benchmarks.

	ASD	GPQA	Logi	Math	Social	Truth	Med	GSM	Mmlu	PIQA
Average Accuracy	0.04	0.21	0.29	0.33	0.34	0.36	0.42	0.42	0.53	0.78
Average β_q	1.69	0.71	0.45	0.40	0.33	0.32	0.16	0.17	-0.08	-0.78

5.3 Probing LLM Embedding

To investigate whether the learned LLM embedding θ_m captures meaningful model characteristics, we conduct a similarity validation experiment. Our hypothesis is that if the vectors are coherent, models sharing fundamental traits should be geometrically closer in the learned space. To test this, we partition our pool of models into distinct groups based on two criteria: model family, such as the Qwen and Llama families, and domain specialization for tasks like medicine, code, and math. We then calculate and compare two metrics: the average intra-community L2 distance, which measures the distance between models within a single group, and the average inter-community L2 distance, which measures the distance from that group’s models to all outside models.

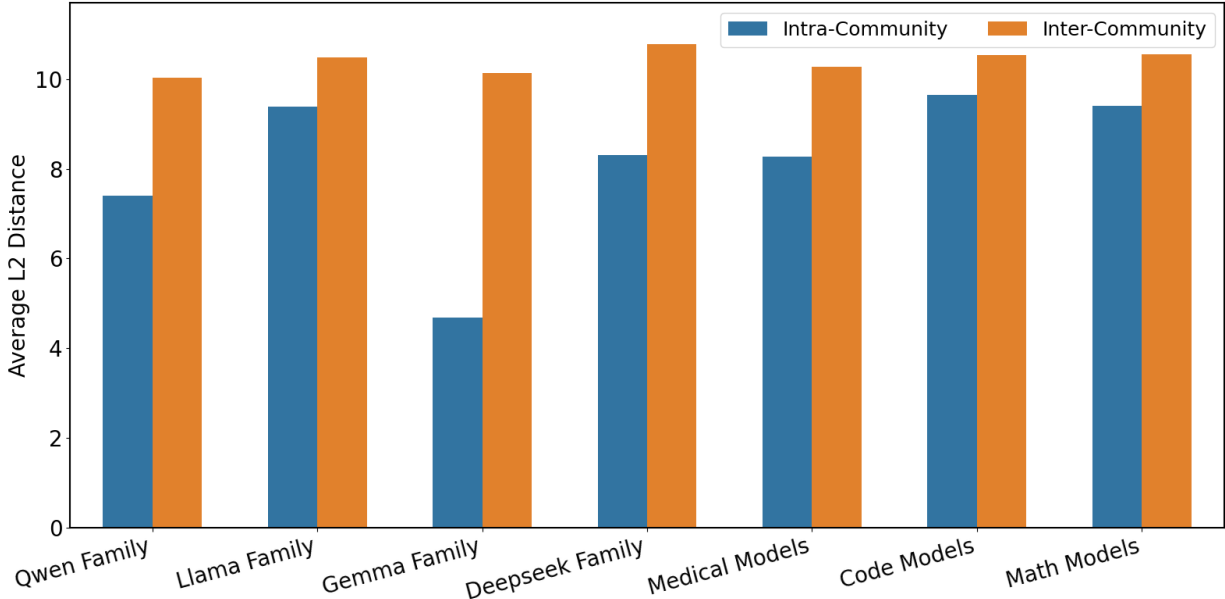


Figure 5: Comparison of intra-community and inter-community L2 distances for LLM embeddings.

Figure 5 provides compelling evidence for our hypothesis. Across all defined groups, the average intra-community distance is consistently and significantly smaller than the average inter-community distance. This clear geometric clustering holds true for models grouped by both architectural lineage, such as the Llama and Gemma families, or by functional specialization, like the groups of Code and Math models. This finding demonstrates that model embedding θ_m is a meaningful, well-structured representation that effectively encodes a model’s specialized abilities.

6 Related Work

Representation Learning The concept of learning compact vector representations for complex, high-dimensional objects is a well-established paradigm in machine learning. For instance, models like SentenceTransformer (Reimers & Gurevych, 2019) and Qwen3-Embedding (Zhang et al., 2025b) effectively embed sentences into a dense embedding space; in knowledge graphs, methods like TransE (Bordes et al., 2013) learn low-dimensional embeddings for entities and relations. More recently, EmbedLLM (Zhuang et al., 2025) generalizes this paradigm to model LLM abilities with an encoder-decoder approach, demonstrating that learning a compact representation of LLM abilities can facilitate multiple downstream tasks. Our work is most closely related to EmbedLLM, but bears key conceptual and methodological differences. We apply IRT to model LLM abilities, providing a theory-driven approach to this paradigm, and introduce an MoE-based method to explicitly learn query characteristics (discrimination and diffi-

culty) that EmbedLLM does not capture. Furthermore, our method leads to significant outperformance compared to EmbedLLM.

Model Routing Model routing for LLMs (Shnitzer et al., 2023; Lu et al., 2024; Srivatsa et al., 2024; Chen et al., 2025) has emerged as a critical strategy for efficiently managing a diverse suite of models. Recent research in this field generally falls into two streams. The first emphasizes striking a balance between performance and computational efficiency (Jiang et al., 2023; Ong et al., 2024; Feng et al., 2024; Wang et al., 2025; Zhang et al., 2025d). The second prioritizes pushing model performance to the highest possible levels (Lu et al., 2024; Chen et al., 2024; Zhang et al., 2025c,e). RouterDC (Chen et al., 2024) proposes a dual-contrastive learning framework to better align queries and model representations. Model-SAT (Zhang et al., 2025c) creates a capability representation for each model through a lightweight aptitude test to select the most suitable model. The Avengers (Zhang et al., 2025e) presents a training-free, clustering-based routing framework that selects the optimal model. While our method does not specifically target model routing, the router developed using our approach significantly outperforms state-of-the-art routing methods. This demonstrates that accurately learning compact representations of model abilities, particularly when guided by IRT, play an important role in model routing.

Benchmark Prediction Evaluating LLMs on large benchmarks requires substantial computational and financial cost, which has motivated research on benchmark prediction that seeks to estimate overall performance from only a subset of representative data. Core-set selection methods such as Anchor Points (Vivek et al., 2023) attempt to identify a small number of informative queries that preserve model rankings nearly as well as full benchmarks. Other work has shown that even simple random subsets combined with regression models can provide surprisingly strong estimates of average accuracy (Zhang et al., 2025a). More recently, IRT-based methods such as tinyBenchmarks (Polo et al., 2024) have demonstrated that psychometric modeling can reduce evaluation costs even further. While our approach to learning representations of model abilities can be applied to benchmark prediction, it differs from the above studies that focus on data selection strategies. In this work, we isolate the effect of our method by focusing on random data selection, but combining our approach with those selection strategies would be a promising direction for future work.

7 Conclusion

In this paper, we pioneer the application of item response theory (IRT) to formally model LLM abilities. We introduce IrtNet, a IRT-based framework that learns compact representations of LLM abilities. Based on a Mixture-of-Experts architecture, it jointly learns model embeddings alongside query difficulty and discrimination. Extensive Experiments demonstrate that IrtNet sets a new state-of-the-art in model routing and achieves highly data-efficient, more accurate benchmark prediction. Furthermore, the learned representations are also interpretable. The difficulty parameter strongly correlates with empirical results, and that model embeddings naturally cluster by family and function. Overall, IrtNet provides a robust and insightful tool for effective model evaluation, selection, and analysis in the growing LLM ecosystem.

References

- Aida Amini, Saadia Gabriel, Shanchuan Lin, Rik Koncel-Kedziorski, Yejin Choi, and Hannaneh Hajishirzi. Mathqa: Towards interpretable math word problem solving with operation-based formalisms. In *Proceedings of the 2019 Conference of the North American Chapter of the Association for Computational Linguistics: Human Language Technologies, NAACL-HLT 2019, Minneapolis, MN, USA, June 2-7, 2019, Volume 1 (Long and Short Papers)*, 2019.
- Yonatan Bisk, Rowan Zellers, Ronan Le Bras, Jianfeng Gao, and Yejin Choi. PIQA: reasoning about physical commonsense in natural language. In *The Thirty-Fourth AAAI Conference on Artificial Intelligence, AAAI, 2020*.
- Antoine Bordes, Nicolas Usunier, Alberto Garcia-Duran, Jason Weston, and Oksana Yakhnenko. Translating embeddings for modeling multi-relational data. *Advances in neural information processing systems*, 26, 2013.
- Li Cai, Kilchan Choi, Mark Hansen, and Lauren Harrell. Item response theory. volume 3, pp. 297–321. Annual Reviews, 2016.
- Jianhao Chen, Zishuo Xun, Bocheng Zhou, Han Qi, Qiaosheng Zhang, Yang Chen, Wei Hu, Yuzhong Qu, Wanli Ouyang, and Shuyue Hu. Do we truly need so many samples? multi-llm repeated sampling efficiently scales test-time compute, 2025. <https://arxiv.org/abs/2504.00762>, 2025.
- Shuhao Chen, Weisen Jiang, Baijiong Lin, James T. Kwok, and Yu Zhang. Routerdc: Query-based router by dual contrastive learning for assembling large language models. In *Advances in Neural Information Processing Systems 38: Annual Conference on Neural Information Processing Systems, NeurIPS, 2024*.

- Karl Cobbe, Vineet Kosaraju, Mohammad Bavarian, Mark Chen, Heewoo Jun, Lukasz Kaiser, Matthias Plappert, Jerry Tworek, Jacob Hilton, Reiichiro Nakano, et al. Training verifiers to solve math word problems. *arXiv preprint arXiv:2110.14168*, 2021.
- Tao Feng, Yanzhen Shen, and Jiaxuan You. Graphrouter: A graph-based router for llm selections. *arXiv preprint arXiv:2410.03834*, 2024.
- Evan Frick, Connor Chen, Joseph Tennyson, Tianle Li, Wei-Lin Chiang, Anastasios N Angelopoulos, and Ion Stoica. Prompt-to-leaderboard. *arXiv preprint arXiv:2502.14855*, 2025.
- Dan Hendrycks, Collin Burns, Steven Basart, Andy Zou, Mantas Mazeika, Dawn Song, and Jacob Steinhardt. Measuring massive multitask language understanding. In *9th International Conference on Learning Representations, ICLR*, 2021.
- Dongfu Jiang, Xiang Ren, and Bill Yuchen Lin. Llm-blender: Ensembling large language models with pairwise ranking and generative fusion. In *Proceedings of the 61st Annual Meeting of the Association for Computational Linguistics (Volume 1: Long Papers)*, pp. 14165–14178, 2023.
- Wittawat Jitkittum, Harikrishna Narasimhan, Ankit Singh Rawat, Jeevesh Juneja, Congchao Wang, Zifeng Wang, Alec Go, Chen-Yu Lee, Pradeep Shenoy, Rina Panigrahy, et al. Universal model routing for efficient llm inference. *arXiv preprint arXiv:2502.08773*, 2025.
- Stephanie Lin, Jacob Hilton, and Owain Evans. Truthfulqa: Measuring how models mimic human falsehoods. In *Proceedings of the 60th Annual Meeting of the Association for Computational Linguistics, ACL*, 2022.
- Aixin Liu, Bei Feng, Bing Xue, Bingxuan Wang, Bochao Wu, Chengda Lu, Chenggang Zhao, Chengqi Deng, Chenyu Zhang, Chong Ruan, et al. Deepseek-v3 technical report. *arXiv preprint arXiv:2412.19437*, 2024.
- Jian Liu, Leyang Cui, Hanmeng Liu, Dandan Huang, Yile Wang, and Yue Zhang. Logiqa: A challenge dataset for machine reading comprehension with logical reasoning. In *Proceedings of the Twenty-Ninth International Joint Conference on Artificial Intelligence, IJCAI*, 2020.
- Keming Lu, Hongyi Yuan, Runji Lin, Junyang Lin, Zheng Yuan, Chang Zhou, and Jingren Zhou. Routing to the expert: Efficient reward-guided ensemble of large language models. In *Proceedings of the 2024 Conference of the North American Chapter of the Association for Computational Linguistics: Human Language Technologies (Volume 1: Long Papers), NAACL 2024, Mexico City, Mexico, June 16-21, 2024*, pp. 1964–1974. Association for Computational Linguistics, 2024.
- Shen-Yun Miao, Chao-Chun Liang, and Keh-Yih Su. A diverse corpus for evaluating and developing english math word problem solvers. In *Proceedings of the 58th Annual Meeting of the Association for Computational Linguistics, ACL*, 2020.
- Isaac Ong, Amjad Almahairi, Vincent Wu, Wei-Lin Chiang, Tianhao Wu, Joseph E Gonzalez, M Waleed Kadous, and Ion Stoica. Routellm: Learning to route llms from preference data. In *The Thirteenth International Conference on Learning Representations*, 2024.
- Ankit Pal, Logesh Kumar Umapathi, and Malaikannan Sankarasubbu. Medmcqa: A large-scale multi-subject multi-choice dataset for medical domain question answering. In *Conference on Health, Inference, and Learning, CHIL*, 2022.
- Zhihong Pan, Kai Zhang, Yuze Zhao, and Yupeng Han. Route to reason: Adaptive routing for llm and reasoning strategy selection. *arXiv preprint arXiv:2505.19435*, 2025.
- Felipe Maia Polo, Lucas Weber, Leshem Choshen, Yuekai Sun, Gongjun Xu, and Mikhail Yurochkin. tinybenchmarks: evaluating llms with fewer examples. 2024.
- Nils Reimers and Iryna Gurevych. Sentence-bert: Sentence embeddings using siamese bert-networks. In *Proceedings of the 2019 Conference on Empirical Methods in Natural Language Processing and the 9th International Joint Conference on Natural Language Processing, EMNLP-IJCNLP*, 2019.
- David Rein, Betty Li Hou, Asa Cooper Stickland, Jackson Petty, Richard Yuanzhe Pang, Julien Dirani, Julian Michael, and Samuel R Bowman. Gpqa: A graduate-level google-proof q&a benchmark. In *First Conference on Language Modeling*, 2024.
- Steven P Reise and Niels G Waller. Item response theory and clinical measurement. volume 5, pp. 27–48. Annual Reviews, 2009.
- Maarten Sap, Hannah Rashkin, Derek Chen, Ronan Le Bras, and Yejin Choi. Socialliqa: Commonsense reasoning about social interactions. *CoRR*, abs/1904.09728, 2019.
- Tal Shnitzer, Anthony Ou, Mírian Silva, Kate Soule, Yuekai Sun, Justin Solomon, Neil Thompson, and Mikhail Yurochkin. Large language model routing with benchmark datasets. *arXiv preprint arXiv:2309.15789*, 2023.

- KV Srivatsa, Kaushal Kumar Maurya, and Ekaterina Kochmar. Harnessing the power of multiple minds: Lessons learned from llm routing. *arXiv preprint arXiv:2405.00467*, 2024.
- Rajan Vivek, Kawin Ethayarajh, Diyi Yang, and Douwe Kiela. Anchor points: Benchmarking models with much fewer examples. 2023.
- Xinyuan Wang, Yanchi Liu, Wei Cheng, Xujiang Zhao, Zhengzhang Chen, Wenchao Yu, Yanjie Fu, and Haifeng Chen. Mixllm: Dynamic routing in mixed large language models. In *Proceedings of the 2025 Conference of the Nations of the Americas Chapter of the Association for Computational Linguistics: Human Language Technologies (Volume 1: Long Papers)*, pp. 10912–10922, 2025.
- An Yang, Anfeng Li, Baosong Yang, Beichen Zhang, Binyuan Hui, Bo Zheng, Bowen Yu, Chang Gao, Chengen Huang, Chenxu Lv, et al. Qwen3 technical report. *arXiv preprint arXiv:2505.09388*, 2025.
- Guanhua Zhang, Florian E Dorner, and Moritz Hardt. How benchmark prediction from fewer data misses the mark. 2025a.
- Yanzhao Zhang, Mingxin Li, Dingkun Long, Xin Zhang, Huan Lin, Baosong Yang, Pengjun Xie, An Yang, Dayiheng Liu, Junyang Lin, et al. Qwen3 embedding: Advancing text embedding and reranking through foundation models. *arXiv preprint arXiv:2506.05176*, 2025b.
- Yi-Kai Zhang, De-Chuan Zhan, and Han-Jia Ye. Capability instruction tuning: A new paradigm for dynamic llm routing. *arXiv preprint arXiv:2502.17282*, 2025c.
- Yiqun Zhang, Hao Li, Jianhao Chen, Hangfan Zhang, Peng Ye, Lei Bai, and Shuyue Hu. Beyond gpt-5: Making llms cheaper and better via performance-efficiency optimized routing. *arXiv preprint arXiv:2508.12631*, 2025d.
- Yiqun Zhang, Hao Li, Chenxu Wang, Linyao Chen, Qiaosheng Zhang, Peng Ye, Shi Feng, Daling Wang, Zhen Wang, Xinrun Wang, et al. The avengers: A simple recipe for uniting smaller language models to challenge proprietary giants. *arXiv preprint arXiv:2505.19797*, 2025e.
- Richard Zhuang, Tianhao Wu, Zhaojin Wen, Andrew Li, Jiantao Jiao, and Kannan Ramchandran. Embedllm: Learning compact representations of large language models. In *The Thirteenth International Conference on Learning Representations, ICLR 2025, Singapore, April 24-28, 2025*, 2025.