

Learning from the electronic structure of molecules across the periodic table

Manasa Kaniselman^{1,2,*}, Benjamin Kurt Miller¹, Meng Gao¹, Juno Nam^{1,3}, Daniel S. Levine¹

¹FAIR at Meta, ²ETH Zurich, ³MIT

*Work done during internship at FAIR

Machine-Learned Interatomic Potentials (MLIPs) require vast amounts of atomic structure data to learn forces and energies, and their performance continues to improve with training set size. Meanwhile, the even greater quantities of accompanying data in the Hamiltonian matrix \mathbf{H} behind these datasets has so far gone unused for this purpose. Here, we provide a recipe for integrating the orbital interaction data within \mathbf{H} towards training pipelines for atomic-level properties. We first introduce HELM ("Hamiltonian-trained Electronic-structure Learning for Molecules"), a state-of-the-art Hamiltonian prediction model which bridges the gap between Hamiltonian prediction and universal MLIPs by scaling to \mathbf{H} of structures with 100+ atoms, high elemental diversity, and large basis sets including diffuse functions. To accompany HELM, we release a curated Hamiltonian matrix dataset, 'OMol_CSH_58k', with unprecedented elemental diversity (58 elements), molecular size (up to 150 atoms), and basis set (def2-TZVPD). Finally, we introduce 'Hamiltonian pretraining' as a method to extract meaningful descriptors of atomic environments even from a limited number atomic structures, and repurpose this shared embedding space to improve performance on energy-prediction in low-data regimes. Our results highlight the use of electronic interactions as a rich and transferable data source for representing chemical space.

Date: October 2, 2025

Correspondence: Manasa Kaniselman (mkaniselvan@ethz.ch), Daniel S. Levine (levineds@meta.com)

Code: TBA

Data: TBA



1 Introduction

The availability of large volumes of high quality training data has been key to advancing the state of structure-property prediction models, particularly for applications as Machine-Learned Interatomic Potentials (MLIPs). While MLIPs trained on sizable datasets can now learn the mappings between atomic positions and inter-atomic forces and energies in a variety of structures, challenges remain when (1) generalizing to highly out-of-distribution structures (Antoniuk et al., 2025; Sheriff et al., 2025; Zhai et al., 2023) and complex materials (Liu et al., 2024; Miret et al., 2025), (2) satisfying the physics required to compute accurate vibrational properties (Fu et al., 2025) and realistic Molecular Dynamics (MD) trajectories (Fu et al., 2022; Bigi et al., 2024), and (3) working with the limited quantity of training data available at more chemically accurate levels of theory. Despite the advent of very large public datasets of DFT calculations, the performance of state-of-the-art MLIPs is still highly data-limited (Wood et al., 2025), and is expected to improve as more data becomes available. However, as the current largest models are already trained on over 10 billion core hours worth of DFT data (Levine et al., 2025), further increases in dataset size may not be practically feasible. Alternative sources of data are thus required to further advance MLIP development.

Generating this (typically Density Functional Theory (DFT)-level) training data requires computing the electronic Hamiltonian matrix for each given system of atoms. *For every system of N atoms, there is 1 energy label, $\mathcal{O}(N)$ force labels, and $\mathcal{O}(N^2)$ labels in the Hamiltonian matrix.* The latter has so far not been leveraged towards training large-scale atomic property prediction models, although they are available from DFT calculations with no additional compute.

At the same time, the Hamiltonian matrix contains far more information than the atomic-level properties (e.g.,

forces, energies) which are computed from it. It includes information about excited states, ionization energies, electron density, multipole moments, and more. Incorporating this electronic structure data in different ways has served to improve data efficiency and generalizability across atomic-level prediction tasks and challenging interaction regimes, by exploiting patterns in the underlying electronic representations of atomic interactions (del Rio et al., 2023; Foster et al., 2025; Kang et al., 2025; Suman et al., 2025; Sunshine et al., 2023; Tang et al., 2025; Shao et al., 2023). These initial attempts to inform MLIPs with electronic interactions have, however, been limited to demonstrations on relatively restricted datasets in terms of both molecular size and elemental composition. Existing models struggle to scale to the structure sizes (Xia et al., 2025), basis sets (Li et al., 2025), and number of atomic elements necessary to advance the state of the art of MLIPs. Here we directly address these challenges to enable scalable electronic-structure learning, and provide a recipe for learning energies from a shared embedding space via ‘Hamiltonian pretraining’. We make the following contributions:

1. Develop HELM - ‘Hamiltonian-trained Electronic-structure Learning for Molecules’, a scalable Hamiltonian matrix prediction network which enables transfer-learning to energy prediction tasks from a unified atomic orbital basis. HELM is state-of-the-art on the most challenging Hamiltonian matrix benchmarks openly available, and is the first ‘universal’ electronic structure prediction model demonstrated on structure sizes and chemical diversity comparable to those treated by current MLIPs.
2. Introduce a curated dataset of Hamiltonian matrices, ‘OMol_CSH_58k’ based on the Open Molecules (OMol25) (Levine et al., 2025) data. Compared to the previous largest publicly-available Hamiltonian matrix benchmark (Khrabrov et al., 2024), OMol_CSH_58k efficiently samples electronic interactions across an unprecedented range of atomic elements, inter-atomic distances, and orbital types, matching the scale and diversity of current atomic force and energy datasets. It presents a realistic and challenging target for Hamiltonian pretraining approaches.

Finally, we explore the use of HELM towards improving energy prediction via ‘Hamiltonian pretraining’, using OMol_CSH_58k as well as the second-largest publicly available Hamiltonian database, ∇^2 DFT (Khrabrov et al., 2024). We find that embeddings after Hamiltonian matrix training contain fine-grained representations of atomic environments, while this structure does not appear when training directly on energy labels for the same number of molecules. Hamiltonian pretraining thus leverages these representations to achieve up to a $2\times$ improvement in energy-prediction accuracy in low-data controlled experiments. Achieving such improvements by naively scaling atomic force and energy data alone would require more than an order of magnitude more calculations.

2 Background and Previous Work

Many of the properties being investigated in computational chemistry research are computed using first-principles electronic structure methods such as DFT, which iteratively finds a consistent representation of electron density and potential for a system of atoms, defined by atomic elements and positions (Kohn & Sham, 1965). The computed electronic structure information can then be processed to directly obtain various quantities at the electronic and atomic levels, such as molecular energies (see Section A.2).

Learning interatomic potentials: MLIPs approximate the electronic Born–Oppenheimer potential energy surface at far lower cost, enabling large-scale MD and high-throughput virtual screening of molecules and materials. Early work moved from empirical force fields with hand-crafted terms to data-driven models that learn energies and forces from DFT, using local descriptors with neural networks or Gaussian processes. To improve transferability and data efficiency, descriptors were designed to encode permutation invariance and rotational equivariance (Behler & Parrinello, 2007; Bartók et al., 2010; Drautz, 2019).

Motivated by orbital symmetries in DFT, modern MLIPs adopt graph neural networks that maintain rotational equivariance by constructing features in the form of irreducible representations (‘irreps’), and mixing them through message passing iterations performed with tensor products (Anderson et al., 2019; Batzner et al., 2022; Batatia et al., 2022). In these networks, ‘descriptors’ are effectively learned through data. On this foundation, universal MLIPs pretrain on large, heterogeneous datasets to yield single models usable across diverse elements over the periodic table (Chen & Ong, 2022; Deng et al., 2023; Batatia et al., 2023; Park et al., 2024; Yang et al., 2024; Rhodes et al., 2025). Recently, Meta’s UMA model (Wood et al., 2025) demonstrated

multi-task training across molecules and materials to span broad chemical space and achieve strong accuracy and efficiency. However, despite being trained on over 459M energy labels, UMA’s performance is still limited by data.

To close the remaining gap to first-principles fidelity, incorporating electronic structure signals may be an essential next step, both in terms of the additional volume of data available at electronic resolution, and the rich information contained within it. Long-range electrostatics, dispersion, non-local charge transfer, and field response remain challenging for current models, and initial explorations that learn auxiliary electronic observables or responses provide encouraging signals (Anstine et al., 2025; Falletta et al., 2025; Cheng, 2025).

Learning orbital interactions: Symmetry-constrained GNN architectures have recently been adapted to instead directly predict the underlying electronic structure of atomic systems. Here, the most common objective is to learn the elements of the ground state Hamiltonian matrix \mathbf{H} (also referred to as the “Fock” matrix in some contexts). It has conventionally been used to study the band structure (Fischetti & Laux, 1996) and non-equilibrium transport properties of materials (Brandbyge et al., 2002), or serve as input to quantum many-body solvers (Kolořenč et al., 2010). In such electronic structure prediction models, each sub-matrix of the Hamiltonian, which represents interactions between atomic orbitals of angular degree l_1 and l_2 , is decomposed and transformed into a direct sum of irreps of degree $|l_1 - l_2|$ to $l_1 + l_2$: $(l_1 \otimes l_2 = |l_1 - l_2| \oplus (|l_1 - l_2| + 1) \oplus \dots \oplus (l_1 + l_2))$ using the Clebsch–Gordan (CG) coefficients. As many equivariant GNNs already operate in a basis of spherical harmonic coefficients (typically mapping the output $l = 0$ or $l = 1$ coefficients of output embeddings to atomic energies and forces (Fu et al., 2025)) they can be adapted to instead map the full set of $l = 0 \dots l_{max}$ coefficients to every submatrix of \mathbf{H} .

To learn the \mathbf{H} of small molecules, initial models used full tensor products to mix spherical harmonic coefficients while maintaining rotational equivariance (Unke et al., 2021; Gong et al., 2023). Following work focused on eliminating unnecessary tensor product components and taking advantage of CG coefficient sparsity to improve the efficiency of these operations (Yu et al., 2023b; Gong et al., 2023; Luo et al., 2025). More recent models have replaced full tensor products by SO(2) convolution approaches (Passaro & Zitnick, 2023) to decrease the computational complexity of treating high l_{max} from $\mathcal{O}(l_{max}^6)$ to $\mathcal{O}(l_{max}^3)$ (Li et al., 2025; Yu et al., 2025) - this is critical for treating interactions within basis sets containing d and f orbitals. Several works are now integrating electronic structure prediction models with custom datasets to enable new research directions in electronic materials which were previously computationally unfeasible (Xia et al., 2025; Halder et al., 2025).

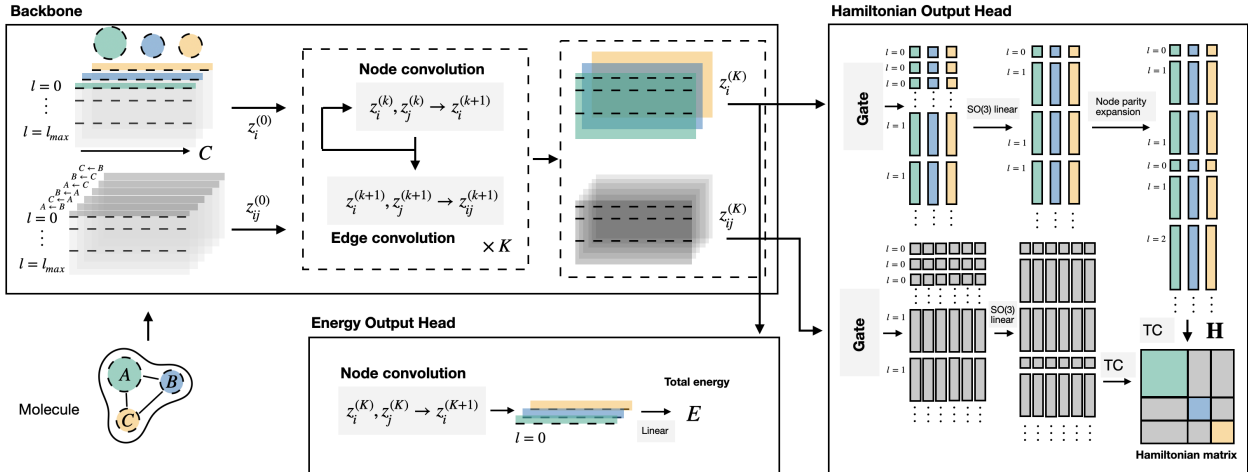


Figure 1 Architecture of HELM. Each rectangle in the backbone represents an embedding for an atom or inter-atomic interaction, has a shape of $(l_{max} + 1)^2 \times C$, and contains a set of learnable spherical harmonic coefficients for each (l, m) up to a specified l_{max} . TC = Tensor construction layer to reconstruct the Hamiltonian (see Section B.1).

3 Methods

We introduce HELM: “Hamiltonian-trained Electronic-structure Learning for Molecules.” HELM is composed of a feature-extraction backbone with shared weights and two separate output heads (Figure 1). One head is designed to predict the Hamiltonian matrix \mathbf{H} , while the other predicts total energy values from a given atomic structure. In a typical training regime, HELM is first trained to estimate \mathbf{H} , then the backbone features are used directly and/or finetuned to estimate energy.

Backbone: The backbone of HELM is an equivariant message passing GNN based on that of Fu et al. (2025). The input to HELM is a molecular graph, represented by displacement vectors $\mathbf{r}_{ij} \in \mathbb{R}^3$ and a one-hot array of atom types $Z_i \in \{0, 1\}^h$ with $i, j = 1, \dots, N$ where N is the number of atoms, and h is the maximum atomic number. Unlike MLIPs, where predictions are made nodewise, learning Hamiltonian matrices requires the model to make predictions for both nodes (intra-atomic orbital interactions) and directed edges (inter-atomic orbital interactions). We initialize node and edge embeddings z_{ij} as follows:

$$z_{ij}^{(1)} = f_{\text{init}}^{\theta_e, \theta_g}(Z_i, \mathbf{r}_{ij}) = \begin{cases} f_{\text{embed}}^{\theta_e}(Z_i) & \text{if } i = j \\ f_{\text{gauss}}^{\theta_g}(\mathbf{r}_{ij}) & \text{if } i \neq j, \|\mathbf{r}_{ij}\| < r_{\text{cut}} \end{cases}, \quad [z_i^{(k)}, z_{ij}^{(k)}] = \left(z_{ij}^{(k)} \right)_{i,j=1}^N \quad (1)$$

with $k = 1, \dots, K$ where $[z_i^{(k)}, z_{ij}^{(k)}]$ denotes an $N \times N$ sparse array of multi-channel spherical harmonic coefficient embeddings, and j indexes over atoms within r_{cut} of i . Each of these embeddings has shape $(l_{\text{max}} + 1)^2 \times C$, where C is a channel hyperparameter. $f_{\text{embed}}^{\theta_e}$ and $f_{\text{gauss}}^{\theta_g}$ are atomic element and gaussian radial embeddings, and l_{max} is the spherical harmonic degree required to represent all coupled interactions in the orbital basis. These initial embeddings are transformed through K layers: With $y_i^{(k)} = \sum_j f_{\text{node}}^{\theta_n^k}([z_i^{(k)}, z_j^{(k)}], \mathbf{r}_{ij})$,

$$z_{ij}^{(k+1)} = f_{\text{layer}}^{\theta_n^k, \theta_d^k}([z_i^{(k)}, z_j^{(k)}], \mathbf{r}_{ij}) = \begin{cases} y_i^{(k)} & \text{if } i = j \\ f_{\text{edge}}^{\theta_d^k}([y_i^{(k)}, y_j^{(k)}], \mathbf{r}_{ij}) & \text{if } i \neq j, (\|\mathbf{r}_{ij}\| < r_{\text{cut}}) \end{cases}, \quad (2)$$

where $f_{\text{node}}^{\theta_n^k}$ and $f_{\text{edge}}^{\theta_d^k}$ are embedding update operations, internally consisting of SO(2) convolutions and gating mechanisms (Passaro & Zitnick, 2023). $\theta_e, \theta_g, \theta_n^1, \theta_d^1, \dots, \theta_n^K, \theta_d^K$ are learnable weights. The key idea is that the node embeddings at layer $k + 1$ are a function of node embeddings at layer k ; however, edge embeddings at layer k are a function of node embeddings in the same layer k , specifically the nodes they connect. This one-way dependence of edge embeddings on node embeddings serves two purposes. First, during training, it incorporates information about the $1/r$ decay of Coulombic electron integrals present in the interatomic interactions of \mathbf{H} (see Section B.2). Second, it allows us to omit the edge updates when re-purposing the trained backbone for energy prediction. We denote the full backbone, and also just the diagonal, with \circ denotes function composition):

$$f_{[z_i, z_{ij}]}^{\theta} = f_{\text{layer}}^{\theta} \circ f_{\text{layer}}^{\theta} \circ f_{\text{init}}^{\theta}, \quad f_{\text{diagonal}}(x) = (x)_{i=j=1}^N, \quad f_{[z_i]}^{\theta} = f_{\text{diagonal}} \circ f_{[z_i, z_{ij}]}^{\theta}, \quad (3)$$

Hamiltonian output head ($\mathbf{H} = f_{\mathbf{H}}^{\theta}([z_i^{(K)}, z_{ij}^{(K)}])$): Each block of \mathbf{H} can be decomposed into a direct sum of irreps (see Section B.1), which serve as the labels for every node and edge of the atomic graph. The Hamiltonian output head then maps each of the learned embeddings $z_i^{(K)}$ and $z_{ij}^{(K)}$ to the corresponding label extracted from \mathbf{H} . We make two additional architectural choices designed to improve HELM’s ability to handle larger Hamiltonian datasets:

(1) To better distinguish different orbital shells when using large basis sets (e.g. multiple d -type functions for a given principal quantum number), we add additional gated nonlinearity (Weiler et al., 2018).

Each irrep of nonzero degree is multiplied by a learned scalar, g_k passed through a sigmoid activation σ :

$$(\oplus \sigma(z_{ij, l=0}^{(K)})) \oplus (\oplus \sigma(g_k) z_{ij, l \neq 0}^{(K)}).$$

(2) The irreps in the diagonal blocks of \mathbf{H} , which represent interactions between orbitals on the same atom have additional parity constraints:

$$\ell_1^A \otimes \ell_2^A = \oplus_{\ell_3^A = |\ell_1^A - \ell_2^A|}^{\ell_1^A + \ell_2^A} \left[\delta_{(-1)^{\ell_1^A + \ell_2^A}, (-1)^{\ell_3^A}} \cdot \ell_3^A \right].$$

structures while avoiding redundancy in orbital interactions: (1) atomic elements, (2) orbital interactions, and (3) inter-atomic distance. The dataset includes 58 elements, which comprise all the first 83 atomic elements other than the first-row transition metals and the lanthanides.² It has roughly 1000 occurrences of all heavy elements. Each structure contains between 10 and 150 atoms, and interaction distances within the largest structures range up to 15 Å.³ With > 50k structures, 58 atomic elements, and long-range interactions, OMol_CSH_58k is the largest Hamiltonian matrix dataset to date in structure size, matrix size, and number of elements.

The presence of heavy atoms and large structures make this dataset especially challenging for Hamiltonian matrix prediction, by requiring the treatment of higher l_{max} (6 to consider interactions between f -orbitals), high orbital multiplicity, and large target sizes to account for the multiple compact and diffuse orbitals in the basis. We introduce two test splits to assess the performance of HELM and future models: "OMol_all_5k" and "OMol_common_1k". The first consists of 4,937 structures that are drawn from the OMol25 test data, and therefore have unique compositions from all training data. These data span the same elemental composition as the OMol_CSH_58k dataset. The second split consists of 1,006 structures also drawn from the OMol25 test data, but only containing the elements present in ∇^2 DFT (H, C, N, O, F, S, Cl, Br). This allows for easier comparison of performance to existing models and datasets. An overview of the molecules and corresponding Hamiltonian matrices contained within the train and test splits is summarized in [Table 1](#).

	Elements	# Molecules	\bar{N}_{atoms}	\bar{N}_{edges}	# H_{ii}	# H_{ij}	E
OMol_CSH_58k	all 58	56,657	59	4,258	3,362,755	241,227,574	✓
OMol_common_1k	H, C, N, O, F, S, Cl, Br	1,006	98	9,086	98,399	9,140,166	✓
OMol_all_5k	all 58	4,937	75	7,396	370,924	36,514,364	✓

Table 1 Summary of the OMol_CSH_58k train and test datasets, including the number of molecules, average number of atoms (\bar{N}_{atoms}) and edges (\bar{N}_{edges}) per molecule, and the total number of intra-atomic (H_{ii}) and inter-atomic (H_{ij}) orbital interaction matrices over all molecules in the datasets. The last column indicates the presence of total energy values per molecule.

Loss and scalar referencing: Previous Hamiltonian prediction networks treating small molecules have typically computed the loss with combinations of mean absolute errors (MAE) or mean squared errors (MSE) over the matrix elements (Yu et al., 2023b; Luo et al., 2025). However, straightforward element-wise losses are not comparable across different structure sizes and atomic elements, making it difficult to develop a meaningful training signal for large datasets with both size and element diversity. To address this, Li et al. (2025) introduced the ‘wavefunction alignment loss’, which effectively re-weights matrix elements according to their relative importance to the eigenvalue spectra. However, implementing the wavefunction alignment loss in practice involves re-assembling \mathbf{H} after every forward pass during training. When treating large structures with 100+ atoms, building these intermediate matrices becomes a computational bottleneck.

Here, we posit an additional two reasons why naive element-wise losses may fail. First, as the number of heavy elements increases, the distribution of magnitudes in the matrix elements of \mathbf{H} increases disproportionately. The parallel problem in energy prediction has typically been mitigated by computing reference values per atomic element, and using them to rescale the training data. Second, MAE losses are performed component-wise, which may bias the loss computed over otherwise rotationally-identical edges (Wang et al., 2024). To mitigate these effects, we first pre-process the node labels to scale and center the $l = 0$ components, which stem roughly from element-specific localized core electron states (see [Section B.3](#)). This follows a similar process applied in other recent work on Hamiltonian prediction for materials (Haldar et al., 2025; Qian et al., 2025), and serves to effectively homogenize the variance of the data across different elements. Finally, we train with a root-MSE+MSE loss over the labels, which is independent of irrep orientation.

²These two sets of elements were excluded because they contain very high angular momentum orbitals (g -functions) in the OMol basis set (def2-TZVPD) which, while posing no technical challenge to the model framework, do dramatically increase memory consumption during training.

³In practice, we clip the matrices to a maximum inter-atomic interaction distances of 12 Å, which is sufficient to capture matrix elements greater than 1×10^{-5} (see [Section B.2](#))

4 Results

In [Section 4.1](#), we evaluate the ability of HELM to learn Hamiltonian matrix elements for two existing benchmarks, and show that it is state-of-the-art for this task. In [Section 4.2](#), we use the backbone of HELM, pretrained on the Hamiltonian matrices, to perform low-data controlled training experiments on energy labels in the ∇^2 DFT and OMol_CSH_58k datasets, demonstrating an increase in per-molecule data efficiency stemming from pretraining.

4.1 Hamiltonian matrix benchmarks

[Table 2](#) summarizes results for benchmarks on two previous datasets, MD17/QM7 and ∇^2 DFT. Note that matrix element losses are not comparable across different datasets due to the difference in molecule size and elemental diversity. Prediction of the overlap matrix is omitted, as these are rapidly obtained with PySCF. Model/training parameters are in [Section C.1](#)/ [Section C.2](#).

	MD17				∇^2 DFT		
	Water (3)	Ethanol (9)	Malondialdehyde (9)	Uracil (12)	Train/Test-2k (39/37)	Train/Test-5k (41/38)	Train/Test-10k (42/39)
	$H^{err} (\times 10^{-6} E_h)$				$H^{err} (\times 10^{-6} E_h)$		
SchNOrb	165.4	187.4	191.1	227.8	21500.0	20700.0	20700.0
PhiSNet	17.59	<u>12.15</u>	<u>12.32</u>	<u>10.73</u>	180	330.0	350.0
QHNet	<u>10.79</u>	20.91	21.52	20.12	840.0	730.0	520.0
SPHNet	23.18	21.02	20.67	19.36	—	—	—
HELM	9.33	5.79	4.86	3.61	60.33	57.41	59.21
	E^{err} (meV)				E^{err} (meV)		
HELM	23.67	28.93	20.15	22.69	440.82	399.840	415.55

Table 2 Comparison of \mathbf{H} matrix element prediction error on the MD17 and ∇^2 DFT molecule datasets, for SchNOrb ([Schütt et al., 2019b](#)), PhiSNet ([Unke et al., 2021](#)), QHNet ([Yu et al., 2023b](#)), and SPHNet ([Luo et al., 2025](#)). In parentheses under each dataset are the average number of atoms per molecule. Element-wise matrix errors are computed as $H^{err} = \frac{1}{N} \sum_{i,j} |H_{ij}^{pred} - H_{ij}^{ref}|$. The best performing model is indicated in bold, and the second best is underlined. Benchmark numbers for ∇^2 DFT are taken from [Khrabrov et al. \(2024\)](#). In the last row, we summarize the MAE energy error (E^{err}) computed from H_{ij}^{pred} and H_{ij}^{ref} using PySCF.

MD17/QM7 is a commonly considered small-molecule benchmark for Hamiltonian prediction. It tests generalization to conformers of single molecules with the same set of atomic elements ([Schütt et al., 2019b](#)). The dataset consists of four small molecules (water, uracil, ethanol, malondialdehyde) evolving along a Molecular Dynamics trajectory, with Hamiltonian matrices in a def2-SVP basis provided for each snapshot. When training on the Hamiltonian matrices of these molecules, HELM is competitive with all previous ‘direct’ (single evaluation) models ⁴, achieving state-of-the-art accuracies in the MAE over matrix elements (H^{err}). When using the predicted \mathbf{H} to recompute the total energy (see [Section A.2](#)), we can reproduce the total energy computed from the reference matrices to within 30 meV per molecule.

∇^2 DFT is currently the largest openly available molecule benchmark with electronic structure information ([Khrabrov et al., 2024](#)). It contains drug-like molecules with C, N, S, O, F, Cl, Br, and H atom types, up to 62 atoms per structure, computed at the ω B97X-D/def2-SVP DFT level of theory. Multiple low-energy conformations with atomic forces, energies, and Hamiltonian matrices are provided for each molecule. In [Table 2](#), we compare performance on the 2k, 5k, and 10k train/test splits with those of previous models. HELM predicts matrix elements to $\sim 60\mu E_h$, which is $\sim 3\text{--}5\times$ better than those of the previous best-performing model. Further analysis of the connection between matrix element errors, energy eigenvalues, and total energy errors are provided in [Section D.1](#).

⁴A recent work adapting the QHNet architecture with a flow-matching training process and eigenvalue-based loss function has extended this accuracy to below $5\mu E_h$ ([Kim et al., 2025](#)). This flow-matching approach can be applied on top of any Hamiltonian prediction method to improve its accuracy, albeit with increased cost. As such, we focus on the underlying architectures.

4.2 Hamiltonian pretraining

We demonstrate the benefit of Hamiltonian pretraining with controlled experiments on a limited volume of energy data (e.g., the energy labels available for ∇^2 DFT’s 2k, 5k, and 10k splits, and OMol_CSH_58k). ∇^2 DFT’s differently-sized conformations train and test splits allow for an investigation of scaling with data, while OMol_CSH_58k presents a significantly more challenging learning task, as it contains a highly limited quantity of energy labels for considerably larger structures and increased elemental diversity.

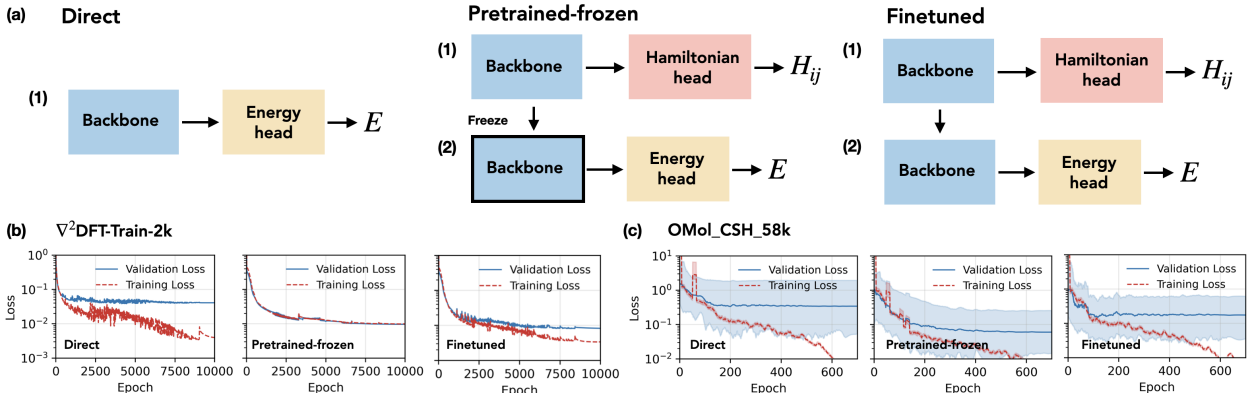


Figure 3 (a) The three training schemes we use to investigate the effect of Hamiltonian pretraining on the backbone of HELM for downstream energy prediction. (b) and (c) contain the corresponding loss over epochs for each of these schemes, when applied to ∇^2 DFT’s train-2k split and OMol_CSH_58k. For the latter, the fill-between indicates a distribution of loss over each batch.

We compare three cases: first, we train the model (backbone and output head) on energies - this is the “direct” case. Second, we train HELM on Hamiltonian matrices, detach the backbone, freeze its weights, and connect it to a trainable energy output head which we subsequently train on scalar energy labels. We refer to this as the “pretrained-frozen” model. Third, we start from the same Hamiltonian-pretrained backbone model, connect to an energy output head, and finetune on energy data. The total number of parameters in the backbone and output head are equal in all three cases, and the number of learnable parameters are equal for the direct and finetuned models. Model sizes and training parameters are specified in Table 6 and Table 8. For a fair comparison, we used a fixed number of epochs and initial learning rate with a cosine scheduler for each dataset. Illustrations of the three training schemes, along with training loss plots, are shown in Figure 3. Train/test dataset evaluation results are summarized in Table 3 and Table 4. We additionally report matrix element errors (H^{err}) achieved after the pretraining phase on OMol_CSH_58k for the two test splits (example matrix predictions are presented in Section D.2). The increased H^{err} for OMol_all_5k primarily highlights the variation in matrix element magnitudes resulting from the presence of heavy elements.

Split		# Molecules	E^{err} (meV)		
			Direct	Pretrained-frozen	Finetuned
2k	Train	8,097	97.16 ± 4.12	217.58 ± 5.17	76.30 ± 1.56
	Test	2,774	791.02 ± 40.68	324.64 ± 27.41	266.23 ± 24.34
5k	Train	18,908	240.631 ± 6.20	264.91 ± 4.79	116.52 ± 1.35
	Test	5,634	592.54 ± 15.69	303.92 ± 7.92	199.50 ± 6.15
10k	Train	33,150	285.39 ± 4.23	234.91 ± 2.77	176.75 ± 1.37
	Test	9,532	506.80 ± 12.06	265.91 ± 7.86	198.40 ± 5.76

Table 3 Energy performance metrics (MAE) for the direct, pretrained-frozen, and finetuned HELM models on the different conformers splits of ∇^2 DFT, along with 95% confidence intervals.

In all cases, the “direct” model rapidly over-fits to limited number of energy labels in the training data. For ∇^2 DFT, the “pretrained-frozen” and “finetuned” models show both reduced overfitting and improved test accuracy, with the relative improvement in test accuracy from Hamiltonian pretraining being highest for the smallest conformer split (Train/Test-2k). Note that despite using a limited quantity of energy data, the energy errors are already lower than those computed directly from the Hamiltonian matrices in Table 2 - computing

HELM composition	Metric	Training method	OMol_CSH_58k	OMol_common_1k	OMol_all_5k
$H = f_H^\theta \circ f_{[z_i, z_{ij}]}^\theta$	$H^{err} (\mu E_h)$	-	-	961.64	2195.33
$E = f_E^\theta \circ f_{[z_i]}^\theta$	$E^{err} \text{ (meV)}$	Direct	353.15 \pm 15.17	3631.69 \pm 227.36	5976.40 \pm 209.33
	$E^{err} \text{ (meV)}$	Pretrained-frozen	361.98 \pm 6.10	2119.76 \pm 178.64	3255.69 \pm 154.70
	$E^{err} \text{ (meV)}$	Finetuned	254.44 \pm 9.68	2533.22 \pm 172.14	3926.12 \pm 155.21

Table 4 Performance metrics for Energy for HELM trained on OMol_CSH_58k. Energy errors are reported with 95% confidence intervals.

the energy directly from the Hamiltonian is highly sensitive to small perturbations in the matrix elements (see Figure 10), and finetuning on high-precision energy labels helps bridge much of the remaining accuracy. The numerical improvements from pretraining are lower for the OMol test splits, as the pretrained-frozen and finetuned models also exhibit some degree of overfitting to the training data (Figure 3). This likely stems from the increased diversity of atomic elements, and thus reduced sampling of energy labels over heavier elements. In this case, the pretrained-frozen model shows a $\sim 1.8\times$ improvement over the direct model. Finetuning increases the extent of overfitting, and shows a slightly lower improvement of $\sim 1.5\times$.

To visualize the effects of Hamiltonian pretraining, we extract and analyze the backbone embeddings from all three models when processing the first 250 molecules in OMol_CSH_58k. In Figure 4 we plot the UMAP analysis over the norm of each individual irrep in this set of embeddings (McInnes et al., 2018), colored by atomic element. The (1) dramatic increase in the number of distinct clusters within the “pretrained-frozen” embeddings as opposed to those of the “direct” model, as well as the (2) clearer distinction of heavier atomic elements which are less well-represented in the datasets (as opposed to Hydrogen \circ and Carbon \bullet), suggest that more detailed descriptors of atomic environments are being learned from the Hamiltonian matrix data. Finetuning on OMol_CSH_58k visibly diminishes this fine-grained structure, while finetuning on ∇^2 DFT energy data preserves it (an extended analysis is in Section D.4), consistent with their relative trends in test accuracy.

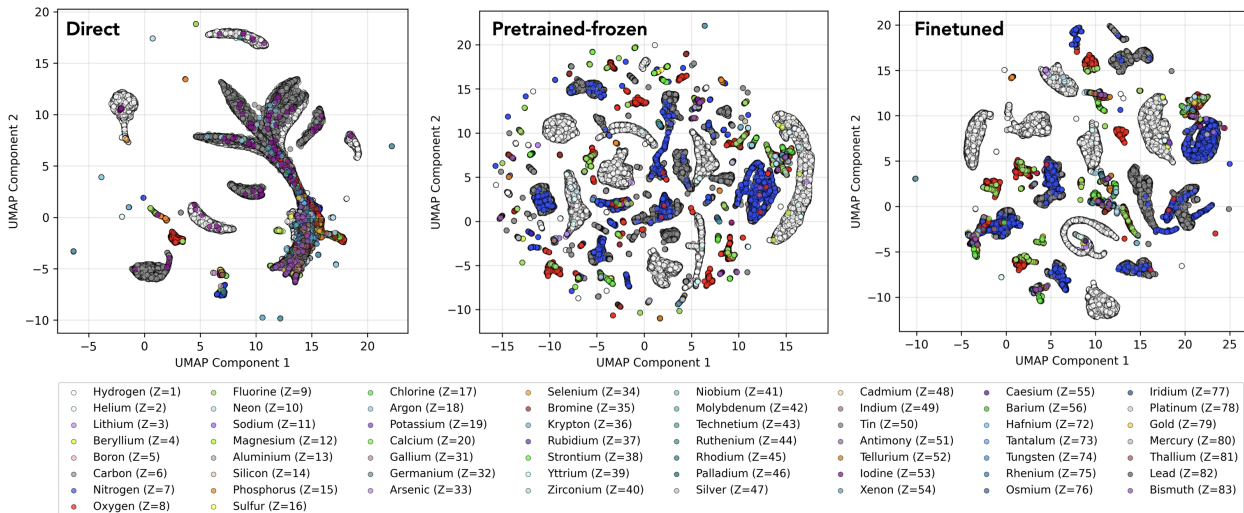


Figure 4 UMAP visualization of the output node embeddings ($z_i^{(K)}$) of the first 250 molecules of OMol_CSH_58k, extracted from the direct, pretrained-frozen, or finetuned models, and colored by element. There are 100,233 datapoints in total, from 14,319 atoms \times 7 l -components ($l_{max} = 6$)

While we use low-energy-data regimes to demonstrate improvements from Hamiltonian pretraining and investigate their origins, finetuning the pretrained HELM backbone models on a larger fraction of the energy data available in OMol25 is the next step towards achieving practically usable energy accuracies comparable with current MLIPs. Beyond that, scaling the pretraining phase to a larger number of structures may be helpful to include increased sampling of different elements. Doing so is currently constrained by memory requirements, as the number of required edge-labels and basis set size (e.g. required angular momenta) grow.

Computational innovations are thus required to tackle the memory and data processing requirements of larger training labels, as well as to incorporate eigenvalue-based (Li et al., 2025) and symmetry-based (Qian et al., 2025) loss functions.

5 Conclusion

Combining the spherical harmonic representations used in equivariant GNNs with the immense volumes of information-rich training data available in the Hamiltonian matrix allows for more generalizable features to be learned from fewer atomic structure samples. Here, we introduced HELM, an efficient architecture for Hamiltonian matrix prediction, combined it with OMol_CSH_58k, a curated Hamiltonian matrix dataset covering an unprecedented range of atomic elements and orbital interaction regimes, and demonstrated its use in learning orbital interactions and energies from a shared embedding space. HELM is state-of-the-art in Hamiltonian prediction, and using its learned features for energy prediction improves achievable test accuracy in low-data controlled experiments by the same amount as increasing training data by an order of magnitude. Overall, we establish a recipe towards integrating electronic structure data into MLIP training to learn generalizable descriptors for atomic structure-property prediction. We believe such techniques are necessary to continue to advance MLIPs.

Reproducibility Statement

Code and the OMol_CSH_58k dataset (and corresponding test splits) will be made available after publication.

References

- Brandon Anderson, Truong-Son Hy, and Risi Kondor. Cormorant: Covariant molecular neural networks, 2019. URL <https://arxiv.org/abs/1906.04015>.
- Dylan M Anstine, Roman Zubatyuk, and Olexandr Isayev. Aimnet2: a neural network potential to meet your neutral, charged, organic, and elemental-organic needs. *Chemical Science*, 16(23):10228–10244, 2025.
- Evan R. Antoniuk, Shehtab Zaman, Tal Ben-Nun, Peggy Li, James Diffenderfer, Busra Demirci, Obadiah Smolenski, Tim Hsu, Anna M. Hiszpanski, Kenneth Chiu, Bhavya Kailkhura, and Brian Van Essen. Boom: Benchmarking out-of-distribution molecular property predictions of machine learning models, 2025. URL <https://arxiv.org/abs/2505.01912>.
- Albert P. Bartók, Mike C. Payne, Risi Kondor, and Gábor Csányi. Gaussian approximation potentials: The accuracy of quantum mechanics, without the electrons. *Physical Review Letters*, 104(13), April 2010. ISSN 1079-7114. doi: 10.1103/physrevlett.104.136403. URL <http://dx.doi.org/10.1103/PhysRevLett.104.136403>.
- Ilyes Batatia, Dávid Péter Kovács, Gregor N. C. Simm, Christoph Ortner, and Gábor Csányi. Mace: Higher order equivariant message passing neural networks for fast and accurate force fields, 2022. URL <https://arxiv.org/abs/2206.07697>.
- Ilyes Batatia, Philipp Benner, Yuan Chiang, Alin M Elena, Dávid P Kovács, Janosh Riebesell, Xavier R Advincula, Mark Asta, Matthew Avaylon, William J Baldwin, et al. A foundation model for atomistic materials chemistry. *arXiv preprint arXiv:2401.00096*, 2023.
- Simon Batzner, Albert Musaelian, Lixin Sun, Mario Geiger, Jonathan P. Mailoa, Mordechai Kornbluth, Nicola Molinari, Tess E. Smidt, and Boris Kozinsky. E(3)-equivariant graph neural networks for data-efficient and accurate interatomic potentials. *Nature Communications*, 13(1), May 2022. ISSN 2041-1723. doi: 10.1038/s41467-022-29939-5. URL <http://dx.doi.org/10.1038/s41467-022-29939-5>.
- Jörg Behler and Michele Parrinello. Generalized neural-network representation of high-dimensional potential-energy surfaces. *Physical review letters*, 98(14):146401, 2007.
- Filippo Bigi, Marcel Langer, and Michele Ceriotti. The dark side of the forces: assessing non-conservative force models for atomistic machine learning, 2024. URL <https://arxiv.org/abs/2412.11569>.
- Mads Brandbyge, José-Luis Mozos, Pablo Ordejón, Jeremy Taylor, and Kurt Stokbro. Density-functional method for nonequilibrium electron transport. *Physical Review B*, 65(16), March 2002. ISSN 1095-3795. doi: 10.1103/physrevb.65.165401. URL <http://dx.doi.org/10.1103/PhysRevB.65.165401>.

- Chi Chen and Shyue Ping Ong. A universal graph deep learning interatomic potential for the periodic table. *Nature Computational Science*, 2(11):718–728, 2022.
- Bingqing Cheng. Latent ewald summation for machine learning of long-range interactions. *npj Computational Materials*, 11(1):80, 2025.
- Beatriz G. del Rio, Brandon Phan, and Rampi Ramprasad. A deep learning framework to emulate density functional theory. *npj Computational Materials*, 9(1), August 2023. ISSN 2057-3960. doi: 10.1038/s41524-023-01115-3. URL <http://dx.doi.org/10.1038/s41524-023-01115-3>.
- Bowen Deng, Peichen Zhong, KyuJung Jun, Janosh Riebesell, Kevin Han, Christopher J Bartel, and Gerbrand Ceder. Chgnet as a pretrained universal neural network potential for charge-informed atomistic modelling. *Nature Machine Intelligence*, 5(9):1031–1041, 2023.
- Ralf Drautz. Atomic cluster expansion for accurate and transferable interatomic potentials. *Physical Review B*, 99(1), January 2019. ISSN 2469-9969. doi: 10.1103/physrevb.99.014104. URL <http://dx.doi.org/10.1103/PhysRevB.99.014104>.
- Stefano Falletta, Andrea Cepellotti, Anders Johansson, Chuin Wei Tan, Marc L Descoteaux, Albert Musaelian, Cameron J Owen, and Boris Kozinsky. Unified differentiable learning of electric response. *Nature communications*, 16(1):4031, 2025.
- M. V. Fischetti and S. E. Laux. Band structure, deformation potentials, and carrier mobility in strained si, ge, and sige alloys. *Journal of Applied Physics*, 80(4):2234–2252, August 1996. ISSN 1089-7550. doi: 10.1063/1.363052. URL <http://dx.doi.org/10.1063/1.363052>.
- Adam Foster, Zeno Schätzle, P. Bernát Szabó, Lixue Cheng, Jonas Köhler, Gino Cassella, Nicholas Gao, Jiawei Li, Frank Noé, and Jan Hermann. An ab initio foundation model of wavefunctions that accurately describes chemical bond breaking, 2025. URL <https://arxiv.org/abs/2506.19960>.
- Xiang Fu, Zhenghao Wu, Wujie Wang, Tian Xie, Sinan Keten, Rafael Gomez-Bombarelli, and Tommi Jaakkola. Forces are not enough: Benchmark and critical evaluation for machine learning force fields with molecular simulations. 2022. doi: 10.48550/ARXIV.2210.07237. URL <https://arxiv.org/abs/2210.07237>.
- Xiang Fu, Brandon M. Wood, Luis Barroso-Luque, Daniel S. Levine, Meng Gao, Misko Dzamba, and C. Lawrence Zitnick. Learning smooth and expressive interatomic potentials for physical property prediction, 2025. URL <https://arxiv.org/abs/2502.12147>.
- Xiaoxun Gong, He Li, Nianlong Zou, Runzhang Xu, Wenhui Duan, and Yong Xu. General framework for e(3)-equivariant neural network representation of density functional theory hamiltonian. *Nature Communications*, 14(1), May 2023. ISSN 2041-1723. doi: 10.1038/s41467-023-38468-8. URL <http://dx.doi.org/10.1038/s41467-023-38468-8>.
- Anubhab Halder, Ali K. Hamze, Nikhil Sivadas, and Yongwoo Shin. Gears h: Accurate machine-learned hamiltonians for next-generation device-scale modeling, 2025. URL <https://arxiv.org/abs/2506.10298>.
- Beom Seok Kang, Vignesh C. Bhethanabotla, Amin Tavakoli, Maurice D. Hanisch, William A. Goddard, and Anima Anandkumar. Orbitall: A unified quantum mechanical representation deep learning framework for all molecular systems, 2025. URL <https://arxiv.org/abs/2507.03853>.
- Kuzma Khrabrov, Anton Ber, Artem Tsybin, Konstantin Ushenin, Egor Rumiantsev, Alexander Telepov, Dmitry Protasov, Ilya Shenbin, Anton Alekseev, Mikhail Shirokikh, Sergey Nikolenko, Elena Tutubalina, and Artur Kadurin. ∇^2 dft: A universal quantum chemistry dataset of drug-like molecules and a benchmark for neural network potentials, 2024. URL <https://arxiv.org/abs/2406.14347>.
- Seongsu Kim, Nayoung Kim, Dongwoo Kim, and Sungsoo Ahn. High-order equivariant flow matching for density functional theory hamiltonian prediction, 2025. URL <https://arxiv.org/abs/2505.18817>.
- W. Kohn and L. J. Sham. Self-consistent equations including exchange and correlation effects. *Physical Review*, 140(4A):A1133–A1138, November 1965. ISSN 0031-899X. doi: 10.1103/physrev.140.a1133. URL <http://dx.doi.org/10.1103/PhysRev.140.A1133>.
- Jindřich Kolorenč, Shuming Hu, and Lubos Mitás. Wave functions for quantum monte carlo calculations in solids: Orbitals from density functional theory with hybrid exchange-correlation functionals. *Physical Review B*, 82(11), September 2010. ISSN 1550-235X. doi: 10.1103/physrevb.82.115108. URL <http://dx.doi.org/10.1103/PhysRevB.82.115108>.

- Kin Long Kelvin Lee, Mikhail Galkin, and Santiago Miret. Deconstructing equivariant representations in molecular systems, 2024. URL <https://arxiv.org/abs/2410.08131>.
- Daniel S. Levine, Muhammed Shuaibi, Evan Walter Clark Spotte-Smith, Michael G. Taylor, Muhammad R. Hasyim, Kyle Michel, Ilyes Batatia, Gábor Csányi, Misko Dzamba, Peter Eastman, Nathan C. Frey, Xiang Fu, Vahe Gharakhanyan, Aditi S. Krishnapriyan, Joshua A. Rackers, Sanjeev Raja, Ammar Rizvi, Andrew S. Rosen, Zachary Ulissi, Santiago Vargas, C. Lawrence Zitnick, Samuel M. Blau, and Brandon M. Wood. The open molecules 2025 (omol25) dataset, evaluations, and models, 2025. URL <https://arxiv.org/abs/2505.08762>.
- Yunyang Li, Zaishuo Xia, Lin Huang, Xinran Wei, Han Yang, Sam Harshe, Zun Wang, Chang Liu, Jia Zhang, Bin Shao, and Mark B. Gerstein. Enhancing the scalability and applicability of kohn-sham hamiltonians for molecular systems, 2025. URL <https://arxiv.org/abs/2502.19227>.
- Yuanbin Liu, Ata Madanchi, Andy S. Anker, Lena Simine, and Volker L. Deringer. The amorphous state as a frontier in computational materials design. *Nature Reviews Materials*, 10(3):228–241, December 2024. ISSN 2058-8437. doi: 10.1038/s41578-024-00754-2. URL <http://dx.doi.org/10.1038/s41578-024-00754-2>.
- Erpai Luo, Xinran Wei, Lin Huang, Yunyang Li, Han Yang, Zaishuo Xia, Zun Wang, Chang Liu, Bin Shao, and Jia Zhang. Efficient and scalable density functional theory hamiltonian prediction through adaptive sparsity, 2025. URL <https://arxiv.org/abs/2502.01171>.
- Leland McInnes, John Healy, and James Melville. Umap: Uniform manifold approximation and projection for dimension reduction, 2018. URL <https://arxiv.org/abs/1802.03426>.
- Peter R. Miedaner, Kin Long Kelvin Lee, Shiang Fang, Tess Smidt, and Keith Nelson. DIRECT PREDICTION OF TENSORIAL PROPERTIES WITH EQUIVARIANT MESSAGE-PASSING: APPLICATIONS TO NONLINEAR OPTICS. In *AI for Accelerated Materials Design - ICLR 2025*, 2025. URL <https://openreview.net/forum?id=44EoTqkJXn>.
- Santiago Miret, Kin Long Kelvin Lee, Carmelo Gonzales, Sajid Mannan, and N. M. Anoop Krishnan. Energy & force regression on dft trajectories is not enough for universal machine learning interatomic potentials, 2025. URL <https://arxiv.org/abs/2502.03660>.
- Yutack Park, Jaesun Kim, Seungwoo Hwang, and Seungwu Han. Scalable parallel algorithm for graph neural network interatomic potentials in molecular dynamics simulations. *Journal of chemical theory and computation*, 20(11): 4857–4868, 2024.
- Saro Passaro and C. Lawrence Zitnick. Reducing so(3) convolutions to so(2) for efficient equivariant gnns, 2023. URL <https://arxiv.org/abs/2302.03655>.
- Chen Qian, Valdas Vitartas, James Kermode, and Reinhard J. Maurer. Equivariant electronic hamiltonian prediction with many-body message passing, 2025. URL <https://arxiv.org/abs/2508.15108>.
- Benjamin Rhodes, Sander Vandenhaute, Vaidotas Šimkus, James Gin, Jonathan Godwin, Tim Duignan, and Mark Neumann. Orb-v3: atomistic simulation at scale. *arXiv preprint arXiv:2504.06231*, 2025.
- K. T. Schütt, M. Gastegger, A. Tkatchenko, K.-R. Müller, and R. J. Maurer. Unifying machine learning and quantum chemistry with a deep neural network for molecular wavefunctions. *Nature Communications*, 10(1), November 2019a. ISSN 2041-1723. doi: 10.1038/s41467-019-12875-2. URL <http://dx.doi.org/10.1038/s41467-019-12875-2>.
- K. T. Schütt, M. Gastegger, A. Tkatchenko, K.-R. Müller, and R. J. Maurer. Unifying machine learning and quantum chemistry with a deep neural network for molecular wavefunctions. *Nature Communications*, 10(1), November 2019b. ISSN 2041-1723. doi: 10.1038/s41467-019-12875-2. URL <http://dx.doi.org/10.1038/s41467-019-12875-2>.
- Xuecheng Shao, Lukas Paetow, Mark E. Tuckerman, and Michele Pavanello. Machine learning electronic structure methods based on the one-electron reduced density matrix. *Nature Communications*, 14(1), October 2023. ISSN 2041-1723. doi: 10.1038/s41467-023-41953-9. URL <http://dx.doi.org/10.1038/s41467-023-41953-9>.
- Killian Sheriff, Daniel Xiao, Yifan Cao, Lewis R. Owen, and Rodrigo Freitas. Machine learning potentials for modeling alloys across compositions, 2025. URL <https://arxiv.org/abs/2506.12592>.
- Divya Suman, Jigyasa Nigam, Sandra Saade, Paolo Pegolo, Hanna Türk, Xing Zhang, Garnet Kin-Lic Chan, and Michele Ceriotti. Exploring the design space of machine learning models for quantum chemistry with a fully differentiable framework. *Journal of Chemical Theory and Computation*, June 2025. ISSN 1549-9626. doi: 10.1021/acs.jctc.5c00522. URL <http://dx.doi.org/10.1021/acs.jctc.5c00522>.

- Ethan M. Sunshine, Muhammed Shuaibi, Zachary W. Ulissi, and John R. Kitchin. Chemical properties from graph neural network-predicted electron densities. *The Journal of Physical Chemistry C*, 127(48):23459–23466, November 2023. ISSN 1932-7455. doi: 10.1021/acs.jpcc.3c06157. URL <http://dx.doi.org/10.1021/acs.jpcc.3c06157>.
- Hao Tang, Brian Xiao, Wenhao He, Pero Subasic, Avetik R. Harutyunyan, Yao Wang, Fang Liu, Haowei Xu, and Ju Li. Approaching coupled-cluster accuracy for molecular electronic structures with multi-task learning. *Nature Computational Science*, 5(2):144–154, 2025.
- Oliver Thorsten Unke, Mihail Bogojeski, Michael Gastegger, Mario Geiger, Tess Smidt, and Klaus Robert Muller. SE(3)-equivariant prediction of molecular wavefunctions and electronic densities. In A. Beygelzimer, Y. Dauphin, P. Liang, and J. Wortman Vaughan (eds.), *Advances in Neural Information Processing Systems*, 2021. URL <https://openreview.net/forum?id=auGY2UQfhSu>.
- Yuanqing Wang, Kenichiro Takaba, Michael S. Chen, Marcus Wieder, Yuzhi Xu, Tong Zhu, John Z. H. Zhang, Arnav Nagle, Kuang Yu, Xinyan Wang, Daniel J. Cole, Joshua A. Rackers, Kyunghyun Cho, Joe G. Greener, Peter Eastman, Stefano Martiniani, and Mark E. Tuckerman. On the design space between molecular mechanics and machine learning force fields, 2024. URL <https://arxiv.org/abs/2409.01931>.
- Maurice Weiler, Mario Geiger, Max Welling, Wouter Boomsma, and Taco Cohen. 3d steerable cnns: Learning rotationally equivariant features in volumetric data, 2018. URL <https://arxiv.org/abs/1807.02547>.
- Brandon M. Wood, Misko Dzamba, Xiang Fu, Meng Gao, Muhammed Shuaibi, Luis Barroso-Luque, Kareem Abdelmaqsoud, Vahe Gharakhanyan, John R. Kitchin, Daniel S. Levine, Kyle Michel, Anuroop Sriram, Taco Cohen, Abhishek Das, Ammar Rizvi, Sushree Jagriti Sahoo, Zachary W. Ulissi, and C. Lawrence Zitnick. Uma: A family of universal models for atoms, 2025. URL <https://arxiv.org/abs/2506.23971>.
- Chen Hao Xia, Manasa Kaniselman, Alexandros Nikolaos Ziogas, Marko Mladenović, Rayen Mahjoub, Alexander Maeder, and Mathieu Luisier. Learning the electronic hamiltonian of large atomic structures, 2025. URL <https://arxiv.org/abs/2501.19110>.
- Han Yang, Chenxi Hu, Yichi Zhou, Xixian Liu, Yu Shi, Jielan Li, Guanzhi Li, Zekun Chen, Shuizhou Chen, Claudio Zeni, et al. Mattersim: A deep learning atomistic model across elements, temperatures and pressures. *arXiv preprint arXiv:2405.04967*, 2024.
- Haiyang Yu, Meng Liu, Youzhi Luo, Alex Strasser, Xiaofeng Qian, Xiaoning Qian, and Shuiwang Ji. Qh9: A quantum hamiltonian prediction benchmark for qm9 molecules, 2023a. URL <https://arxiv.org/abs/2306.09549>.
- Haiyang Yu, Zhao Xu, Xiaofeng Qian, Xiaoning Qian, and Shuiwang Ji. Efficient and equivariant graph networks for predicting quantum hamiltonian, 2023b. URL <https://arxiv.org/abs/2306.04922>.
- Haiyang Yu, Yuchao Lin, Xuan Zhang, Xiaofeng Qian, and Shuiwang Ji. Efficient prediction of so(3)-equivariant hamiltonian matrices via so(2) local frames, 2025. URL <https://arxiv.org/abs/2506.09398>.
- Yaoguang Zhai, Alessandro Caruso, Sigbjørn Løland Bore, Zhishang Luo, and Francesco Paesani. A “short blanket” dilemma for a state-of-the-art neural network potential for water: Reproducing experimental properties or the physics of the underlying many-body interactions? *The Journal of Chemical Physics*, 158(8), February 2023. ISSN 1089-7690. doi: 10.1063/5.0142843. URL <http://dx.doi.org/10.1063/5.0142843>.

APPENDIX

A Background	14
A.1 The electronic structure problem in DFT	14
A.2 Extracting atomic-level observables from the Hamiltonian matrix	14
B Hamiltonian Data Processing	15
B.1 Processing the Hamiltonian matrix into learning targets	15
B.2 Decay of orbital interactions with inter-atomic distance	16
B.3 Normalizing scalar node block irreps	17
C Model & Training	18
C.1 Model parameters	18
C.2 Training parameters	18
D Additional results	19
D.1 Hamiltonian matrix error analysis - ∇^2 DFT	19
D.2 OMol_CSH_58k Hamiltonian predictions	20
D.3 Energy prediction on different conformers splits - ∇^2 DFT	21
D.4 Extended UMAP embedding analysis	21

A Background

A.1 The electronic structure problem in DFT

In Kohn–Sham density functional theory (DFT), the electronic structure problem is recast as a set of single-particle equations for non-interacting electrons in an effective potential. When expressed in a finite atomic orbital (AO) basis $\{\chi_\mu\}$, the Kohn–Sham equations become a generalized eigenvalue problem. The molecular orbitals ψ_i are expanded as

$$\psi_i(\mathbf{r}) = \sum_{\mu} C_{\mu i} \chi_{\mu}(\mathbf{r}), \quad (4)$$

where $C_{\mu i}$ are the molecular orbital coefficients. The Kohn–Sham equations in matrix form are:

$$\sum_{\nu} F_{\mu\nu} C_{\nu i} = \epsilon_i \sum_{\nu} S_{\mu\nu} C_{\nu i}, \quad (5)$$

where $F_{\mu\nu}$ is the (Fock) Hamiltonian matrix, $S_{\mu\nu} = \langle \chi_{\mu} | \chi_{\nu} \rangle$ is the overlap matrix, $C_{\nu i}$ are the molecular orbital coefficients, and ϵ_i are the orbital energies. Solving [Equation \(5\)](#) yields the molecular orbital coefficients C and the orbital energies ϵ , which are used to construct the electron density and compute the total energy.

A.2 Extracting atomic-level observables from the Hamiltonian matrix

Given a (Fock) Hamiltonian matrix F of a system of atoms, it is relatively straightforward to extract the total energy without further computation of quantum mechanical two electron (2e)-integrals or an SCF procedure. The remaining cost of evaluating the energy is thus relatively computationally inexpensive. Any number of QM packages can supply the required additional terms, such as the open-source PySCF package.

First, the density matrix is obtained from the molecular orbitals which are themselves obtained by solving the generalized eigenvalue problem $FC = SCe$ where F is the Hamiltonian matrix and S is the atomic orbital overlap matrix (the latter coming from PySCF) and selecting the first $N_{\text{electron}}/2$ (assuming a restricted Kohn–Sham formalism) eigenvectors. These are the occupied molecular orbitals C_{occ} . Then the density matrix is:

$$P = 2C_{\text{occ}}C_{\text{occ}}^{\dagger}$$

The DFT energy is:

$$E = \frac{1}{2} \text{Tr}[P(H_{core} + F)] + E_{XC} - \text{Tr}[PV_{XC}] + E_{NN}$$

where H_{core} is the matrix of one electron (1e) integrals, F is the Hamiltonian matrix, E_{XC} is the exchange-correlation energy, V_{XC} is the exchange-correlation potential, and E_{NN} is the nuclear-nuclear repulsion.

$$E_{NN} = \sum_{i < j}^{\text{atoms}} Z_i Z_j / r_{ij}$$

where Z_i is the atomic number of atom i and r_{ij} is the distance between atoms i and j .

H_{core} , E_{XC} , and V_{XC} can be obtained from QM codes (e.g., through PySCF). The first consists of a small number of Gaussian integrals. The latter two are obtained by evaluating the ω B97M-V exchange-correlation functional of this density P over an XC grid to obtain E_{XC} and V_{XC} (note that the exact exchange portion of this range-separated hybrid is already part of F and does not need to be separately computed here).

B Hamiltonian Data Processing

B.1 Processing the Hamiltonian matrix into learning targets

Each sub-matrix block of the Hamiltonian, which represents interactions between atomic orbitals of degrees l_1 and l_2 , can be decomposed and transformed into a direct sum of irreducible representations (irreps) of degree $|l_1 - l_2|$ to $l_1 + l_2$:

$$l_1 \otimes l_2 = \bigoplus_{L=|l_1-l_2|}^{l_1+l_2} L,$$

where L indexes the irreps in the direct sum. This decomposition is performed using the Clebsch–Gordan coefficients, which couple the uncoupled basis of spherical harmonics $Y_{l_1 m_1}$ and $Y_{l_2 m_2}$ into the coupled basis $|LM\rangle$:

$$|LM\rangle = \sum_{m_1, m_2} C_{l_1 m_1, l_2 m_2}^{LM} |l_1 m_1\rangle |l_2 m_2\rangle,$$

In practice, the transformation from the uncoupled to the coupled basis can be expressed using Wigner 3j-symbols as:

$$C_{l_1 m_1, l_2 m_2}^{LM} = (-1)^{l_1 - l_2 + M} \sqrt{2L + 1} \begin{pmatrix} l_1 & l_2 & L \\ m_1 & m_2 & -M \end{pmatrix}.$$

where $C_{l_1 m_1, l_2 m_2}^{LM}$ are the Clebsch–Gordan coefficients in a tensor of dimensions $(2l_1 + 1) \times (2l_2 + 1) \times (2L + 1)$, as implemented in `e3nn.o3.wigner_3j`.

The Hamiltonian block $H^{(l_1, l_2)}$ in the uncoupled basis, with matrix elements $H_{m_1 m_2}^{(l_1, l_2)}$, is thus transformed into the coupled basis as:

$$H_{MM'}^{(L)} = \sum_{m_1, m_2, m'_1, m'_2} C_{l_1 m_1, l_2 m_2}^{LM} H_{m_1 m_2, m'_1 m'_2}^{(l_1, l_2)} (C_{l_1 m'_1, l_2 m'_2}^{LM'})^*,$$

where $H^{(L)}$ is the block corresponding to the irrep L .

We now have irreps for every orbital interaction in **H**. Next, we need to create learning targets of consistent size for every node and edge of the GNN, which involves populating the orbitally-resolved direct sum of irreps into targets of fixed size. To do this, we adopt the layout used previously by [Yu et al. \(2023b\)](#) and first identify a minimal ‘basis’ of irreps large enough to accommodate every set of orbital interactions. **Figure 5** illustrates this process for a water molecule in a DZVP basis. To account for all orbital interactions within the 9 sub-matrices

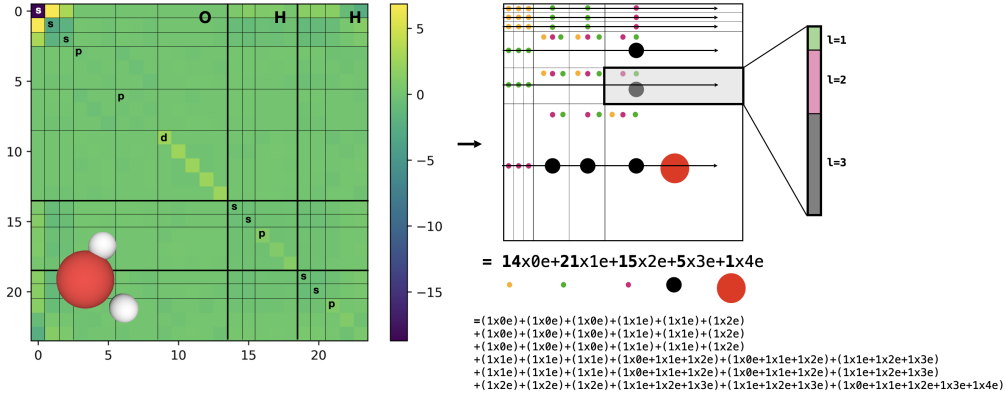


Figure 5 Dimensions of the (padded) target created for an example water molecule in a DZVP basis (taken from the MD17 dataset), and its decomposition into a direct sum of irreducible representations. The colored circles indicate the L s required to represent the interactions in each submatrix.

of the Hamiltonian (3 node blocks, 6 edge blocks), we need a basis of $l = [0, 0, 0, 1, 1, 2]$, which corresponds to a direct sum of irreducible representations which takes the shape $[14 \times 0e + 21 \times 1e + 15 \times 2e + 5 \times 3e + 1 \times 4e]$. The orbital interaction blocks present within every node and edge can then be populated into this skeleton and processed into the coupled space with a fixed basis transformation.

Note that to accommodate all atomic interactions in the OMol_CSH_58k dataset, each set of orbital interactions (corresponding to the nodes and edges of the atomic graph) is processed into a learning target with dimension $114 \times 0e + 229 \times 1e + 239 \times 2e + 161 \times 3e + 73 \times 4e + 24 \times 5e + 4 \times 6e$. This translates to 4,096 matrix elements per node/edge.

B.2 Decay of orbital interactions with inter-atomic distance

In **Fig. 6** we plot the elements in the Hamiltonian matrices of two representative structures from the OMol_CSH_58k dataset (one containing long-distance interactions, and another containing heavy elements), as a function of inter-atomic distance. The matrix elements are available to six decimal places, and truncation error may limit the accuracy of the last decimal place. Therefore, when processing the raw matrices to build the dataset, we trim inter-atomic interactions to a cutoff of 12Å, beyond which all H_{ij} are below 1×10^{-5} . Note that this also sets a limit on the precision to which the total energy can be recomputed from this data.

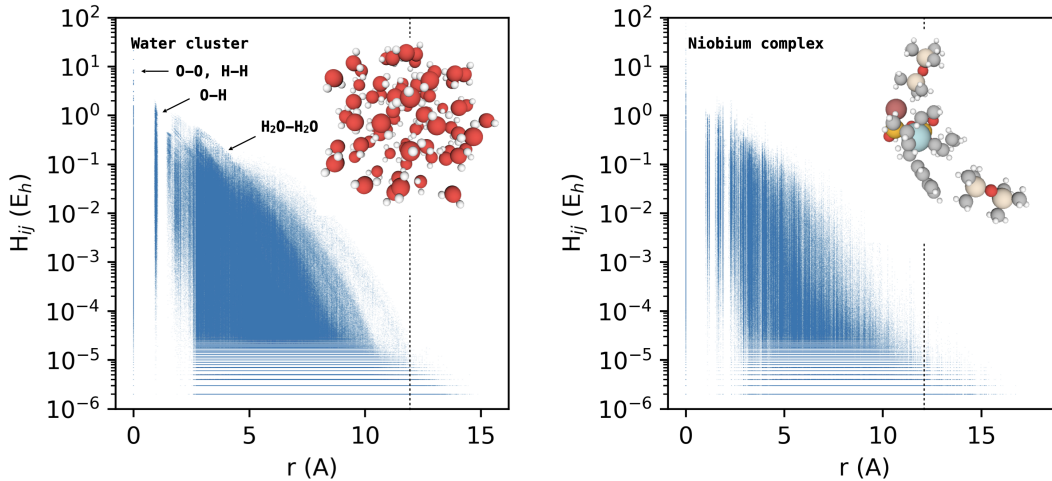


Figure 6 Magnitude of the matrix elements of H_{ij} plotted as a function of interatomic distance for two representative structures from OMol_CSH_58k. The scatter points at $r=0$ Å come from the diagonal blocks H_{ii}

B.3 Normalizing scalar node block irreps

The Hamiltonian matrices of structures containing heavy elements often have large-magnitude trace components corresponding to the energies of the lowest-lying core electronic states. These submatrix traces contribute to the scalar components (irreps with angular momentum ($l = 0$)) in the targets corresponding to every node, which can be arbitrarily scaled and shifted without breaking the rotational equivariance of the data. **Figure 7** shows the set of average scalar values found in the node blocks of every atomic element for OMol_CSH_58k, averaged over the structures in the dataset. Note that the use of effective core potentials (ECPs) for the heavy elements causes a shift in the energies of the lowest $l = 0$ irreps for Rb-Xe, [Cs, Ba, La], and Hf-Rn (each of these have a different set of ECPs). For many of the heavy elements, the values range across three orders of magnitude. The corresponding scalar node values for ∇^2 DFT are shown on the same plot, covering a much smaller range of atomic elements and few heavy atoms (with the exception of Br).

Let $\mathbf{h}_i^{(n)} \in \mathbb{R}^d$ be the vector of scalar components (corresponding to $l = 0$ irreps) for node n in structure i , where d is the number of scalar irreps per node. For each atomic number Z , we collect all scalar component vectors $\mathbf{h}_i^{(n)}$ for nodes corresponding to element Z across the dataset. We then compute the mean and standard deviation vectors:

$$\mu_Z = \frac{1}{N_Z} \sum_{i,n:Z_n=Z} \mathbf{h}_i^{(n)}, \quad \sigma_Z = \sqrt{\frac{1}{N_Z} \sum_{i,n:Z_n=Z} (\mathbf{h}_i^{(n)} - \mu_Z)^2}$$

where N_Z is the total number of scalar vectors for element Z in the dataset. Any zero standard deviations, corresponding to interactions which are not sampled within a specific element’s node interactions, are set to 1:

$$\sigma_{Z,j} \leftarrow \max(\sigma_{Z,j}, \epsilon), \quad \epsilon = 10^{-4}$$

Before training, the scalar components of each node $\mathbf{h}^{(n)}$ are normalized by subtracting the mean and dividing by the standard deviation corresponding to the node’s element Z :

$$\tilde{\mathbf{h}}_j^{(n)} = \frac{h_j^{(n)} - \mu_{Z,j}}{\sigma_{Z,j}}, \quad j = 1, \dots, d$$

where $\tilde{\mathbf{h}}^{(n)}$ is the scaled scalar vector used as the target for the equivariant graph neural network. To reconstruct the predicted Hamiltonian matrix during inference, we recover the original scale of the scalar components from the network’s output $\hat{\tilde{\mathbf{h}}}^{(n)}$ with the inverse transformation:

$$\hat{h}_j^{(n)} = \hat{\tilde{h}}_j^{(n)} \cdot \sigma_{Z,j} + \mu_{Z,j}$$

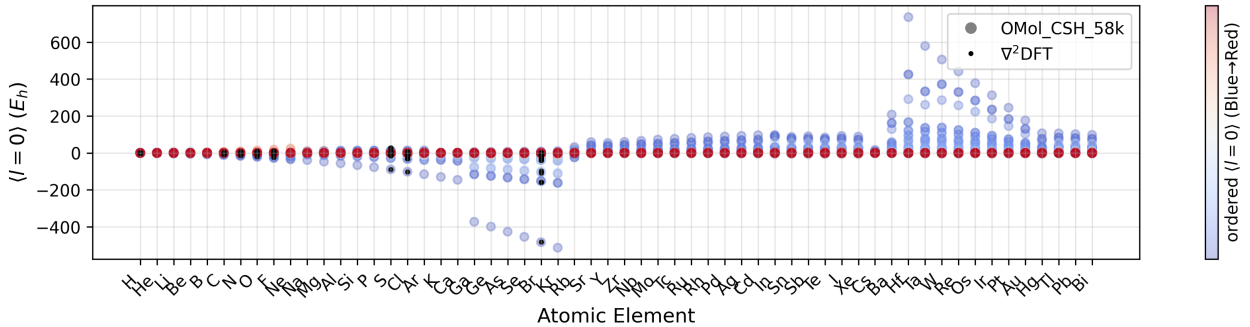


Figure 7 Scatter plot of average $l = 0$ values for every atomic element in the OMol_CSH_58k and ∇^2 DFT datasets, which are used in the scalar element referencing scheme. Each point corresponds to a different $l = 0$ irrep within the target for a specific atomic element, averaged over the dataset. For OMol_CSH_58k, the points are colored by their order of appearance in the target.

C Model & Training

C.1 Model parameters

Table 5 shows the model hyperparameters used when training each of the datasets. Note that the l_{max} parameter is determined by the maximum degree of the basis required to represent all of the atomic elements in the corresponding dataset (def2-DZVP or def2-TZVPD). Scalar energy referencing is omitted for MD17 due to the lower variation in element magnitudes, and the overall simplicity of the learning task. The edge cutoff distance r_{cut} is determined either by the maximum interaction distance or (in the case of OMol_CSH_58k) by the inter-atomic distance at which matrix elements are greater than $1 \times 10^{-5} E_h$. **Table 6** shows the number of learnable parameters available in each of HELM’s components. Note that the Hamiltonian output head is designed to be relatively lightweight, in order to maintain most of the Hamiltonian-matrix-specific learnable features within the backbone embeddings.

Data	MD17	∇^2 DFT	OMol_CSH_58k
l_{max}	4	4	6
Irrep reference subtraction	None	$l = 0$	$l = 0$
Number of Message Passing layers	3	3	3
Number of embedding channels C	128	128	128
Edge cutoff distance r_{cut} (Å)	16.0	20.0	12.0
Gaussian cutoff (Å)	16.0	20.0	12.0

Table 5 Model parameters used for MD17, ∇^2 DFT, and OMol_CSH_58k datasets.

Model Component	# Parameters ($l_{max} = 4$)	# Parameters ($l_{max} = 6$)
Backbone - Node + Edge updates ($f_{[z_i, z_{ij}]}^\theta$)	33,958,528	84,549,248
Backbone - Node updates ($f_{[z_i]}^\theta$)	17,073,280	42,385,280
Hamiltonian Output Head ($f_{\mathbf{H}}^\theta$)	133,329	279,093
Energy Output Head (f_E^θ)	5,430,017	13,757,185

Table 6 Number of learnable parameters in each model component, using the model hyperparameters specified in **Table 5** for ∇^2 DFT.

C.2 Training parameters

Table 7 contains the details behind the number of train/validation/test structures used for the MD17/QM7 and ∇^2 DFT Hamiltonian matrix benchmarks in **Table 2**. For MD17/QM7, we follow the train/validation/test splits of QHNet [Yu et al. \(2023b\)](#). We limit the total training time to 24 hours on 8 GPUs (192 total node hours). The total compute cost for training thus ranges from 24 GPU hours (MD17 - Water benchmark) to 192 GPU hours (MD17 - Uracil, Ethanol, Malondialdehyde benchmarks). Loss vs. epoch plots for all four molecules are shown in **Figure 8** - note that not all of the training converges by this point. Due to the similarity of orbital interactions between the training and test data, there is little to no overfitting observed during the training process.

For ∇^2 DFT, we use the train/test splits provided in [Khrabrov et al. \(2024\)](#), although we subtract the last 64 structures in each training split to use for validation, and use 3 message-passing layers rather than 5. Similarly to the MD17 training, the ∇^2 DFT benchmarks also do not converge - we stop training after 1,536 GPU hours.

To train on OMol_CSH_58k, we do not use a fixed batch size, as the large distribution of molecule sizes would introduce significant load imbalance during training (see **Figure 2**). Instead, we batch the data by ‘binning’ molecules to roughly 22k graph edges per bin, which typically translates to between 1 and ~ 83 molecules. Doing this allows for better load balancing during distributed training, since the time to process a molecule is determined almost entirely by the number of edges to which its graph representation is connected (which determines the number of messages processed within each layer of the model). When training is distributed on 64 processes, we then have roughly 1,408k graph edges per batch.

Table 8 contains the training parameters used for the energy training results presented in **Table 3** and **Table 4**. For ∇^2 DFT we train on 2/3 of the molecules in the dataset, and use the remaining 1/3 for validation.

	MD17				$\nabla^2\text{DFT}$					OMol_CSH_58k	
	Water	Uracil	Ethanol	Malondialdehyde	Train			Test			
					2k	5k	10k	2k	5k	10k	
# Train	500	25k	25k	25k	12,145	28,362	49,725	—	—	—	56k
# Val.	500	500	500	500	64	64	64	—	—	—	64
# Test	3900	1478	4.5k	4.5k	—	—	—	2,774	5,634	9,532	5k/1k
Batch size	5	8	8	8	64	64	64	64	64	64	$\sim 1,408\text{k edges}$
Scheduler		ReduceLRonPlateau			ReduceLRonPlateau			—			CosineAnnealingLR
Initial LR		1×10^{-4}			1×10^{-4}			—			1×10^{-3}
Optimizer		Adam			Adam			—			AdamW
Precision		double			double			—			single

Table 7 Hamiltonian matrix training parameters for MD17, $\nabla^2\text{DFT}$, and OMol_CSH_58k datasets. MD17 is shown per molecule, and $\nabla^2\text{DFT}$ shows parameters for multiple splits. MD17 splits are taken from [Yu et al. \(2023b\)](#).

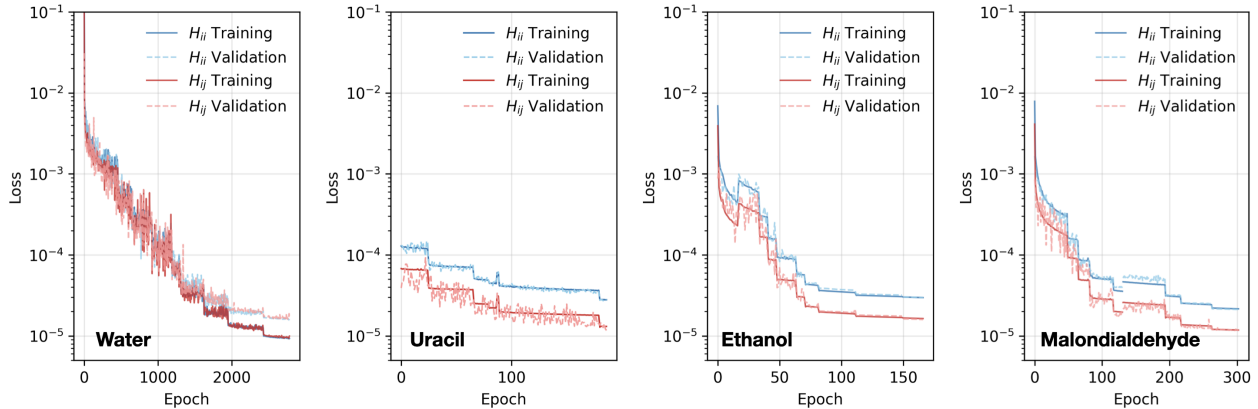


Figure 8 Loss vs. Epochs for the four molecules in the MD17 database.

D Additional results

D.1 Hamiltonian matrix error analysis - $\nabla^2\text{DFT}$

In [Figure 9](#) we show the correlation between matrix element errors and eigenvalue errors, collected over all three of the considered test splits in $\nabla^2\text{DFT}$. In general, a weak correlation exists between matrix element errors and resulting eigenvalue errors. We also note that larger molecules tend to have lower matrix element and total energy errors, likely stemming from increased sparsity in \mathbf{H} .

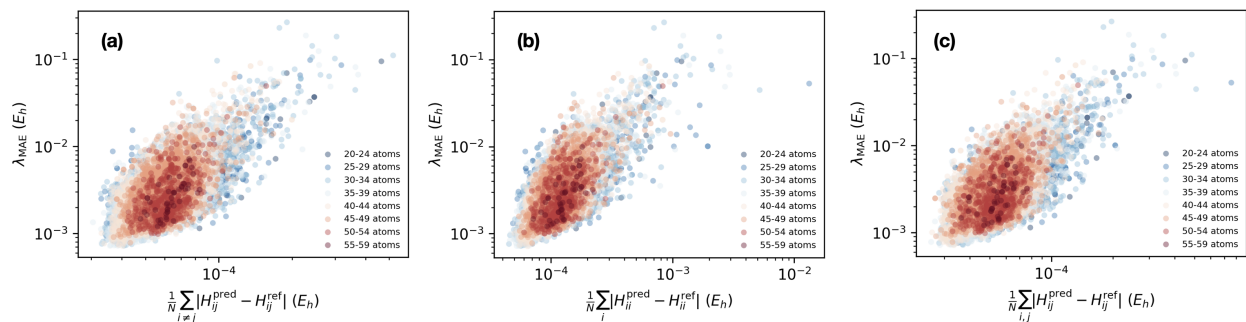


Figure 9 Correlation between matrix element errors (separated into (a) edge block errors, (b) node block errors and (c) total matrix elements) and resulting MAE errors over the occupied energy eigenvalues (λ_{MAE}) of the predicted and reference matrices, shown for all the data over the 2k, 5k, and 10k test splits of $\nabla^2\text{DFT}$.

In [Figure 10](#) we additionally examine the relationship between matrix element errors and the error in the total energy computed from the predicted \mathbf{H} . Most errors are on the order of $1 \times 10^{-2} E_h$ (272.114 meV), however several outliers can be seen with total energy errors of > 1 . When inspecting these cases manually, we found that they occur from cases where nearly-degenerate eigenvalues (to within the prediction error) cause inconsistent electron occupation patterns between the reference and predicted matrices, leading to different density matrices computed from them, and thus to different total energies. To address this, we filtered out

Data	∇^2 DFT						OMol_CSH_58k
	Train			Test			
	2k	5k	10k	2k	5k	10k	
# Train	8,097	18,908	33,150	—	—	—	56k
# Validation	640	640	640	—	—	—	64
# Test	—	—	—	2,774	5,634	9,532	—
Batch size	640	640	640	—	—	—	~1,408k edges
Number of Epochs	10,000	5,000	3,000	—	—	—	700
Scheduler	CosineAnnealingLR						CosineAnnealingLR
Initial learning rate	1×10^{-6}						1×10^{-4}
Minimum learning rate	1×10^{-8}						1×10^{-8}
Optimizer	Adam						AdamW
Precision	double						single

Table 8 Energy training parameters for ∇^2 DFT and OMol_CSH_58k datasets.

linearly dependent atomic orbitals by first removing eigenvalues of the computed overlap (**S**) matrix to within 1×10^{-3} , followed by manually filtering out inconsistent occupations. We note that the removal of linear dependencies is performed internally within many DFT codes, and typically makes a negligible difference on the value of the computed total energy.

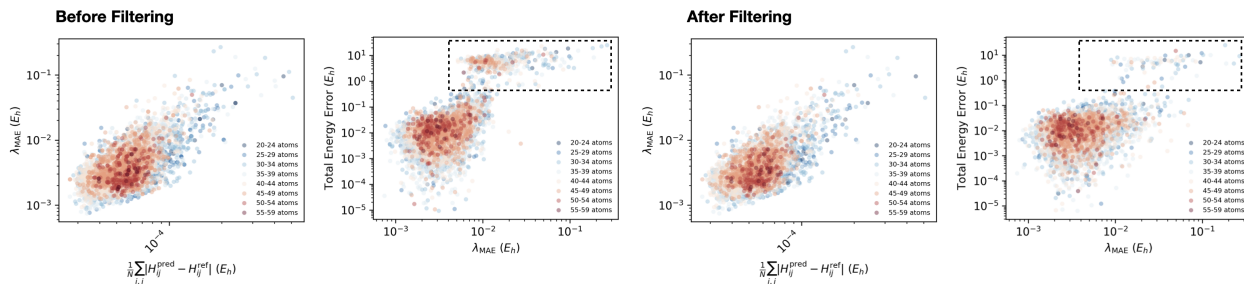


Figure 10 Correlation between matrix element errors, occupied energy eigenvalue errors (λ_{MAE}) and total energy computed from the predicted and reference matrices, shown for all the data over the 2k, 5k, and 10k test splits of ∇^2 DFT. The plots are shown before/after filtering the eigenvalues of **S** to under 1×10^{-3} . The black dashed boxes indicate outliers stemming from different occupation, which are reduced after the filtering process.

To understand how these matrix errors are distributed as a function of inter-atomic distance, in **Fig. 11** we plot the predicted matrix elements and labels for three representative test conformers in the 10k set. The data is plotted in the coupled basis - before the reverse-transformation required to reconstruct the Hamiltonian - in order to additionally differentiate between irreps of different degree l . An overall matrix element error of $\sim 60 \mu E_h$ (**Table 2**) results in the decay in magnitude of orbital interactions with inter-atomic distance being captured up to 15 Å. The highest remaining relative errors are found in the longer-range orbital interactions, where the magnitude of the matrix elements drops below $100 \mu E_h$. These long-range interactions are not found in the small molecules of MD17, where the largest interatomic distances are typically less than 5 Å, which partially contributes to the large difference in matrix element errors between datasets. We also note that the contributions of different degree l to the matrix elements are learned simultaneously, so the model does not prioritize lower or higher angular degrees.

D.2 OMol_CSH_58k Hamiltonian predictions

In **Figure 12**, we show computed Hamiltonian matrices with HELM for the first few structures in the OMol_all_5k test split. We also show heatmaps of the reference Hamiltonian matrices, as well as the energy eigenvalues computed between them. For numerical stability, the eigenvalues of the overlap matrix used to solve the generalized eigenvalue problem with both reference and predicted Hamiltonian matrices were filtered to $1 \times 10^{-1} E_h$. In general, we reproduce the matrix elements to $\sim 2 \times 10^{-3} E_h$ (see **Table 4**), which in practice yields visually indistinguishable matrices and eigenvalues for the **H** in this test split. Deviations from the reference energy eigenvalues are typically concentrated around band edges.

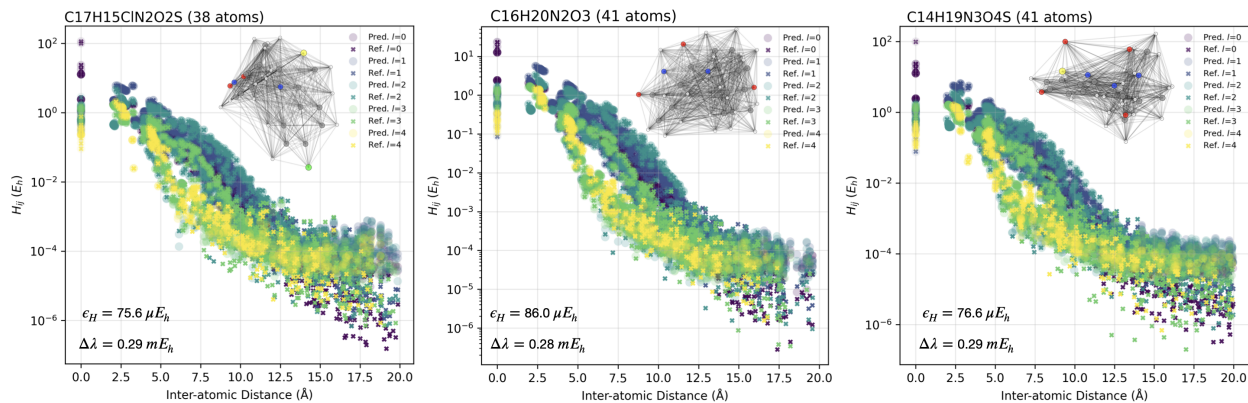


Figure 11 Decomposition of the matrix elements of \mathbf{H}^{ref} and \mathbf{H}^{pred} by interatomic distance and angular degree l , shown for three molecules in $\nabla^2\text{DFT}$. Points at an inter-atomic distance of 0.0 Å correspond to elements within the diagonal Hamiltonian submatrices/node outputs. The inset shows the connectivity of graph representation of each molecule with an r_{cut} of 20 Å.

D.3 Energy prediction on different conformers splits - $\nabla^2\text{DFT}$

In [Table 3](#), we evaluated energy errors on matching 2k, 5k, and 10k conformer train/test splits in $\nabla^2\text{DFT}$, assessing generalization to different conformers of molecules present in the training set. Hamiltonian pretraining significantly reduced energy prediction errors. In [Table 9](#), we extend this analysis to test generalization to unseen molecules by evaluating each model, trained on 2k, 5k, or 10k splits, across all test splits. Hamiltonian pretraining consistently outperforms direct training on unseen molecules, even when a finetuned model trained on the 2k split is tested on the additional 8k molecules in the 10k split (8.62 meV/atom) compared to an energy-direct model trained on the 10k split and tested on 2k (11.0).

	Train	Test-2k (2,774)	Test-5k (5,634)	Test-10k (9,532)
Direct				
Train-2k (8,097)	2.68	21.7	20.3	23.4
Train-5k (18,908)	6.08	11.9	15.6	14.2
Train-10k (33,150)	7.00	11.0	10.2	13.0
Pretrained-frozen				
Train-2k (8,097)	5.66	9.00	10.1	11.0
Train-5k (18,908)	6.56	7.61	8.02	8.18
Train-10k (33,150)	5.75	6.84	6.42	6.93
Finetuned				
Train-2k (8,097)	3.74	7.32	7.62	8.62
Train-5k (18,908)	3.71	4.29	5.22	4.87
Train-10k (33,150)	4.20	4.80	4.49	5.05

Table 9 MAE for the direct, pretrained-frozen, and finetuned HELM models trained/evaluated on the different conformers splits of $\nabla^2\text{DFT}$. In brackets are the number of molecules used for training/testing. All units are in meV/atom.

D.4 Extended UMAP embedding analysis

In [Figure 13](#) and [Figure 14](#), we show an extended version of [Figure 4](#) for both the $\nabla^2\text{DFT}$ and OMol_CSH_58k datasets. We extract embeddings from 100 molecules of the train-2k split for the former, and 250 molecules for the latter. Clusters from the “direct” model indicate that the ability to distinguish hydrogen and carbons atoms has been learned, consistent with the ubiquity of these elements in the training data. After Hamiltonian pretraining, a greater variety of features for different atomic elements can be distinguished. The remaining similarities occur between pairs such as C-H and O-F, which may have more structurally similar atomic environments within the training data.

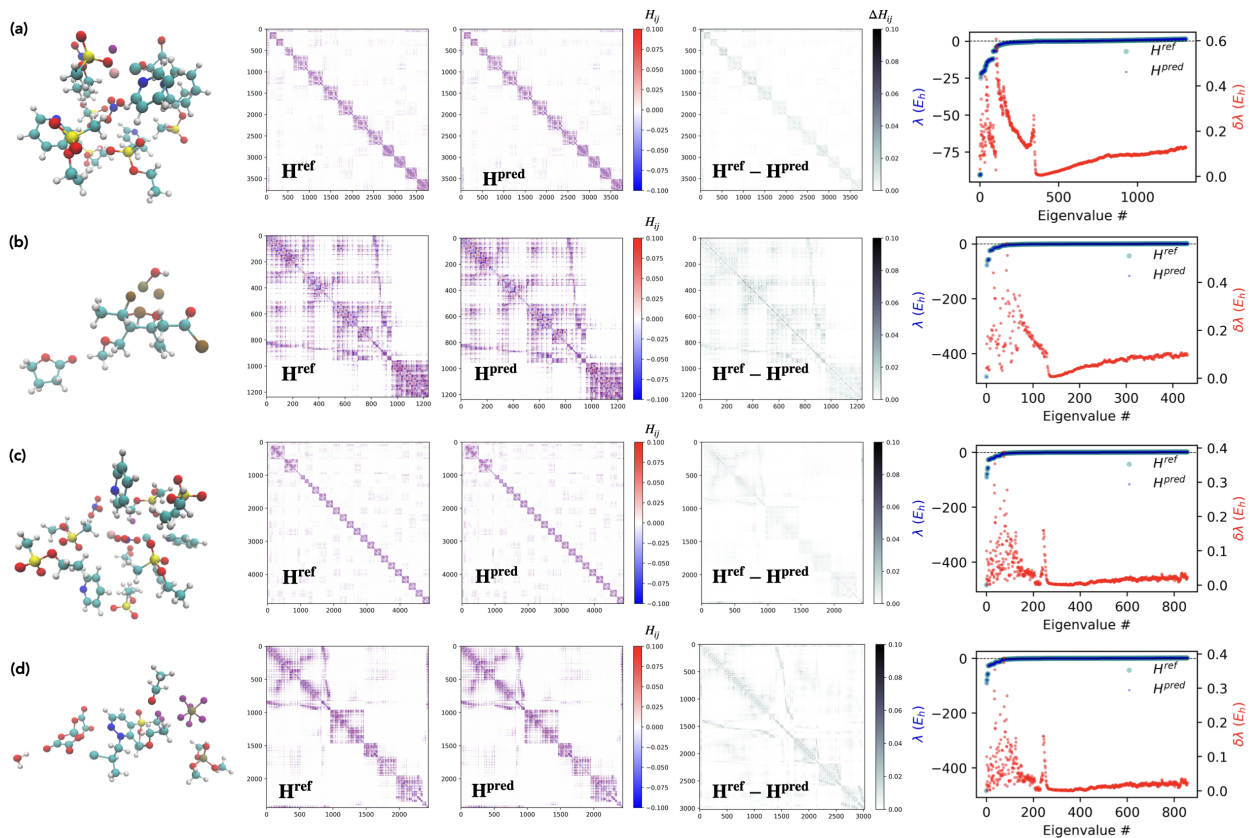


Figure 12 Predicted Hamiltonian matrices from the first four atomic structures in the OMol_all_5k test split, showing heatmaps of the label and predicted \mathbf{H} (bounded to a color range of $[-0.1, +0.1]$ to better distinguish patterns in inter-orbital interactions), the element-wise error between them, as well as a comparison of the energy eigenvalues computed from them.

In the second row of each figure, we show the UMAP visualization, now colored by angular degree l . The embeddings after Hamiltonian pretraining on OMol_CSH_58k exhibit greater separation in the space of irreps of different degree l . Our results are thus consistent with the observations of Lee et al. (2024) and Miedaner et al. (2025), where training on rank-2 targets (molecular hyperpolarizabilities) indicated better utilization of higher-degree irreps than training on scalar (rank-0) targets (energies). Extending this idea, the Hamiltonian matrix can be thought of as containing the highest-rank tensors required to encode the properties of a system of atoms in a given atomic orbital basis. Training to learn these matrix elements results in the model maximally leveraging different components of the spherical harmonic embeddings to extract structural descriptors from the training data.

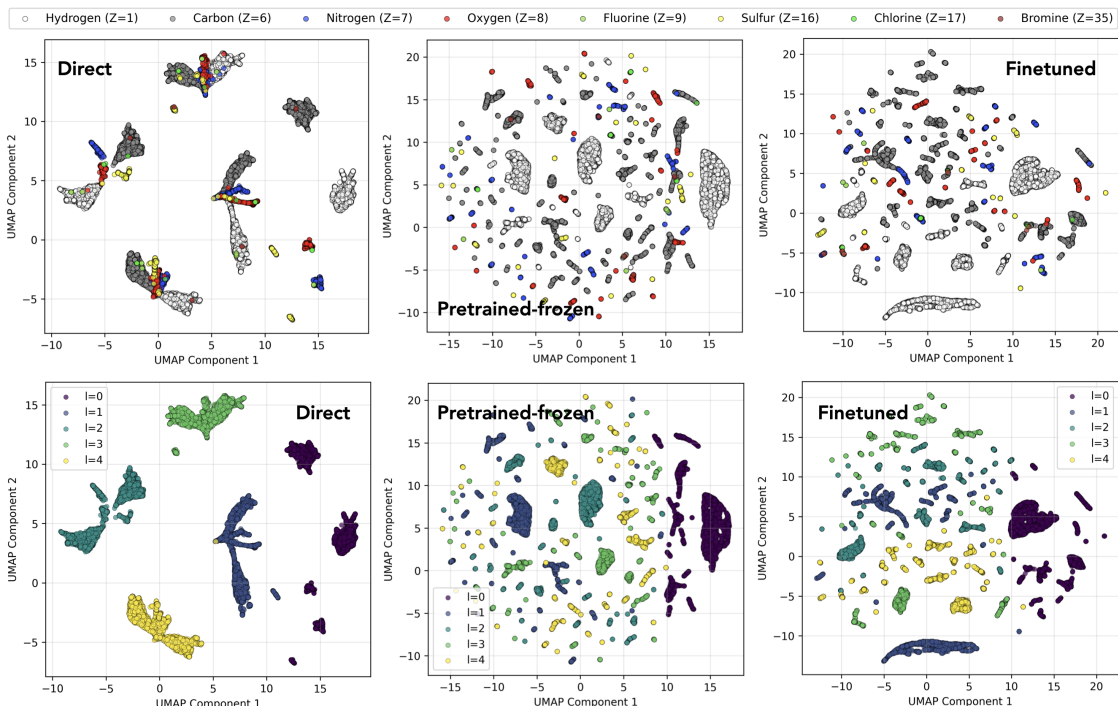


Figure 13 UMAP node embeddings for the first 100 molecules of the $\nabla^2\text{DFT}$ train-2k split, colored by (top) atomic element and (bottom) angular degree l . There are 19,040 data points extracted in total, from $3,808 \text{ atoms} \times 5$ l -components ($l_{\max} = 4$).

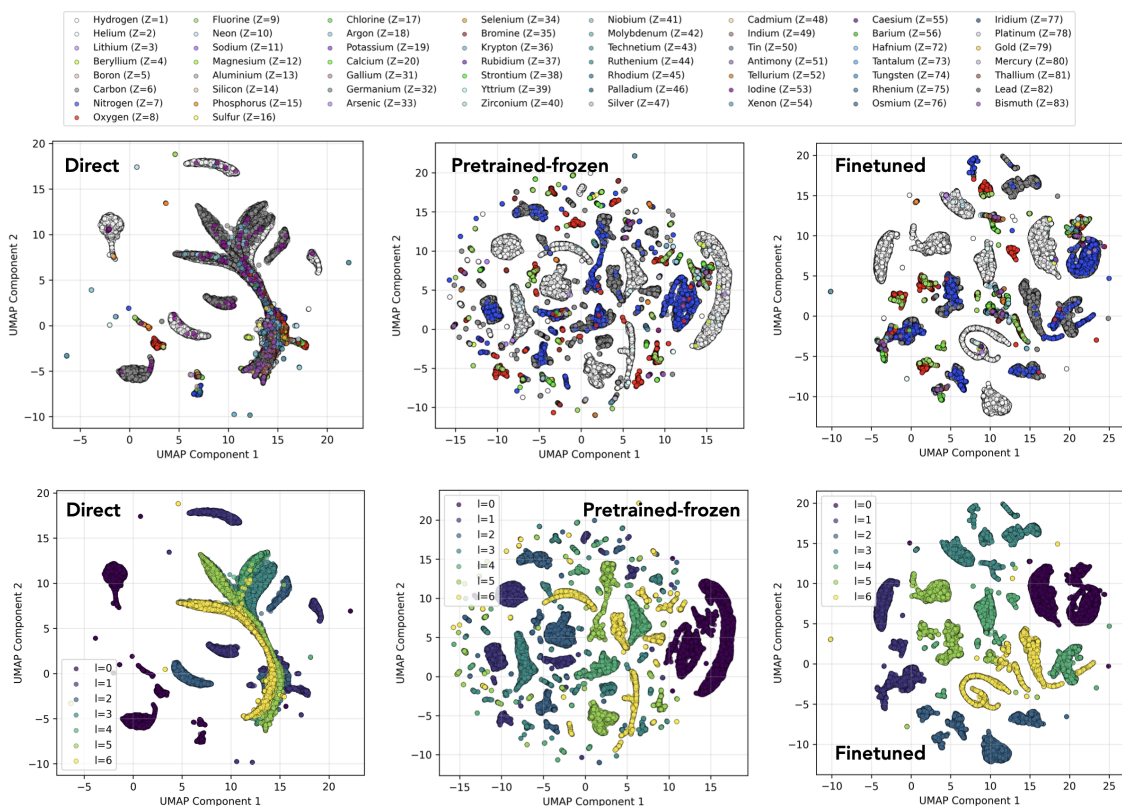


Figure 14 UMAP node embeddings for **OMol_CSH_58k**. The lower row of visualizations show the same data as in [Figure 4](#), but now colored by angular degree l .