

Vision Function Layer in Multimodal LLMs

Cheng Shi², Yizhou Yu², Sibe Yang^{1†}

¹Sun Yat-sen University, ²School of Computing and Data Science, The University of Hong Kong
shicheng2025@connect.hku.hk, yizhouy@acm.org, yangsb3@mail.sysu.edu.cn

<https://github.com/ChengShiest/Vision-Function-Layer>

Abstract

This study identifies that visual-related functional decoding is distributed across different decoder layers in Multimodal Large Language Models (MLLMs). Typically, each function, such as counting, grounding, or OCR recognition, narrows down to two or three layers, which we define as Vision Function Layers (VFL). Additionally, the depth and its order of different VFLs exhibits a consistent pattern across different MLLMs, which is well-aligned with human behaviors (e.g., recognition occurs first, followed by counting, and then grounding). These findings are derived from Visual Token Swapping, our novel analytical framework that modifies targeted KV cache entries to precisely elucidate layer-specific functions during decoding. Furthermore, these insights offer substantial utility in tailoring MLLMs for real-world downstream applications. For instance, when LoRA training is selectively applied to VFLs whose functions align with the training data, VFL-LoRA not only outperform full-LoRA but also prevent out-of-domain function forgetting. Moreover, by analyzing the performance differential on training data when particular VFLs are ablated, VFL-select automatically classifies data by function, enabling highly efficient data selection to directly bolster corresponding capabilities. Consequently, VFL-select surpasses human experts in data selection, and achieves 98% of full-data performance with only 20% of the original dataset. This study delivers deeper comprehension of MLLM visual processing, fostering the creation of more efficient, interpretable, and robust models.

1 Introduction

Large language models (LLMs) [2, 3, 8, 15, 44, 48, 50, 52, 53], built on deep transformer layers [54], have become the dominant paradigm in natural language processing, demonstrating remarkable versatility and human-level performance across diverse tasks [14, 42, 46, 49, 62]. Recent studies [11, 36, 41] further reveal that frontier LLMs develop hierarchical internal structures and problem-solving strategies analogous to human cognition, in which simple features are combined into complex representations and tasks are decomposed into sub-components. Understanding these mechanisms has become central to improving interpretability [18, 30], efficiency [11, 66], and driving architectural advances like Mixture of Experts [1, 13, 59].

Extending LLMs, Multimodal Large Language Models (MLLMs) [3, 6, 7, 21, 57] achieve joint text-vision understanding and reasoning by processing integrated visual and textual inputs. Through supervised fine-tuning on vision instruction data, these MLLMs have progressed beyond simple image captioning to address diverse tasks requiring visual perception and understanding. However, despite these remarkable advancements in visual understanding capabilities, the internal workings of these MLLMs—particularly how they process and reason with vision tokens—remain largely unclear, often characterized as a “black box.” The heightened challenge in understanding the internal mechanisms of MLLMs, compared to their text-only counterparts, stems primarily from two aspects:

[†]Corresponding author is Sibe Yang.

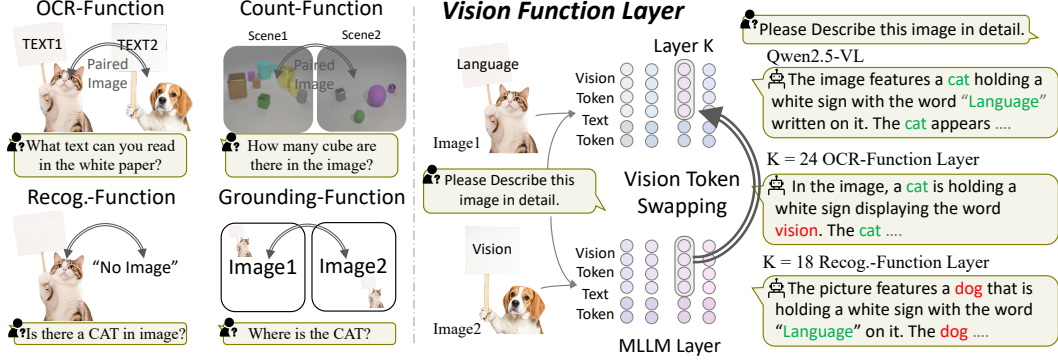


Figure 1: **Overview of the Vision Token Swapping Framework.** Left: Probing specific visual functions using minimally different image pairs and targeted questions. Right: The token swapping mechanism, where vision tokens from a source image replace those of a target image at a specific layer within the MLLM’s KV cache during decoding. The example with Qwen2.5-VL demonstrates how swapping at different functional layers (Layer=24 for OCR, Layer=18 for Recognition) directly alters the model’s output to reflect the swapped content.

- *First*, the diversity of vision-language tasks [20, 28, 33, 34, 61] tackled by MLLMs demands mastery of a wide range of fundamental visual functions, where we define a visual function as a distinct perceptual capability essential for solving a specific category of vision tasks—such as object recognition, counting, text reading, or spatial reasoning—each reflecting a particular type of visual understanding. These atomic visual functions serve as building blocks for more complex and integrative vision-language tasks, where multiple perceptual capabilities are jointly required. For instance, solving a math problem in a diagram may require reading handwritten equations (OCR), counting geometric elements, and reasoning about spatial relationships—each engaging different visual functions in concert. Unlike text-only models that operate in a uniform linguistic space [26, 29], MLLMs must learn to activate and combine heterogeneous visual functions to interpret diverse visual inputs. This multi-faceted requirement adds substantial complexity to their internal mechanisms, making it difficult to pinpoint how specific visual functions are represented, combined, and aligned with textual reasoning.
- *Second*, unlike text-only LLMs, which have largely adopted standardized architectures, MLLMs still present diverse designs, especially in their visual branches. They employ different types of visual encoders [10, 37, 40, 56] and various connector modules [6, 23, 27, 51] to integrate vision tokens with text tokens. This architectural variability further complicates the understanding of their internal mechanisms — akin to assuming that different species, each sensing the world through distinct systems, would nonetheless process these signals through identical neural pathways [47].

While recent MLLM studies [4, 9, 35, 63] have explored token importance and cross-modal interactions, they largely overlook how diverse visual functions are internally represented and coordinated. A key challenge lies in the lack of diagnostic frameworks that isolate individual functions, as most general-purpose tasks require multiple abilities simultaneously. This limitation hinders targeted analysis and leads to only coarse conclusions (e.g., shallow layers extract visual features while deeper perform reasoning), leaving core questions about MLLMs’ internal visual mechanism unanswered.

To address this challenge, we examine the layer-wise functional roles of vision tokens within the LLM backbone of MLLMs, aiming to understand how different layers contribute to the realization of specific visual functions. We propose a two-level, step-by-step evaluation framework: single-function evaluation via visual tokens swapping and multi-function evaluation via visual tokens drop. Our single-function evaluation assesses the functional roles of visual representations across layers by swapping visual tokens between pairs of images differing solely in one visual function. This controlled perturbation reveals how layer-specific visual features contribute to the model’s output, as illustrated in Fig. 1. Building on this, we extend our evaluation to multi-function general benchmarks [12, 20, 22, 28, 33, 61]. In these more complex settings, where precisely designing pairs of images that differ by only a single visual function for token swapping is challenging, we instead employ a token dropping strategy. By analyzing performance degradation after dropping visual tokens from different layers, we can identify the importance of specific layers for various tasks within these benchmarks and subsequently infer the critical visual functions these layers support.

We comprehensively test across a diverse range of vision functions and MLLM architectures, leading to the surprising discovery of a consistent internal MLLM mechanism. This mechanism proves broadly applicable, from early MLLM iterations like the LLaVA series [21, 27] to recent models such as the Qwen series [3, 55]. Our key findings are as follows:

- **MLLMs feature Vision Function Layers**, where specific visual functions are executed within remarkably narrow layer blocks (typically 2-3 layers). Qwen-2.5-VL, for example, restricts count-function to layers 14-16 and OCR to layers 22-24. This division of labor is sharply defined: these functional layers operate with exclusivity, and other layers contribute negligibly to these specific tasks.
- **Vision Function Layers exhibit a consistent arrangement in diverse MLLMs**, where recognition typically occurs earliest, followed by counting in middle layers, then grounding, and finally OCR in later layers. This observed sequence holds true across MLLM generations (from LLaVA-v1.5 to Qwen2.5-VL) and scales (3B to 70B).
- **Vision Function Layers are redundant within MLLMs**. For tasks like ScienceQA and MMMU, which do not rely on function-specific layers, MLLMs often maintain or even improve performance when redundant Vision Function Layers, typically constituting over half of the model’s depth, are omitted.

This mechanisms shed light on the “black-box” nature of MLLMs, offering explanations for previously puzzling phenomena and the diverse behaviors of MLLMs across applications. We believe these insights are fundamental to numerous MLLM applications, such as guiding the development of function-layer-targeted parameter-efficient fine-tuning strategies and enabling more principled vision instruction data selection based on active function layers.

In summary, our key contributions are as follows:

1. We propose a novel evaluation framework centered on visual token swapping and dropping. This framework operates by replacing carefully designed paired image data to precisely locate the functional layer of different tasks, providing a unique methodology for analyzing MLLMs behavior.
2. We provide comprehensive findings obtained through the application of our framework to a wide range of MLLMs and various visual tasks. These evaluations reveal a consistent layer-wise functional arrangement across different model families, successive versions, and model sizes, with specific visual functions consistently mapped to narrow, dedicated layer blocks.
3. We demonstrate the profound practical utility of our insights, showcasing that functional-layer targeting enables: (a) vision-function LoRA, using only one-third the tunable parameters of full LoRA, matches its in-domain performance while boosting out-of-domain generalization; (b) data selection strategies surpassing human experts under identical budget constraints; and (c) achieving 98% of full-data performance with merely 20% of the data.

2 Vision Function Layer

2.1 Preliminaries on Multi-Model Large Language Models

Let $\mathbf{I} \in \mathbb{R}^{H \times W \times C}$ denote the input image and \mathbf{T} the tokenized text prompt. MLLMs first employ a vision encoder \mathcal{E}_v to map \mathbf{I} into N_v dense embeddings \mathbf{V} . These raw visual tokens are then projected into the language model’s embedding space by a lightweight connector \mathcal{P} , yielding aligned vision embeddings \mathbf{U} . In parallel, the text sequence \mathbf{T} is embedded into \mathbf{W} . MLLMs concatenate vision and text embeddings along token dimension to form the joint input $[\mathbf{U}; \mathbf{W}]$, which is then processed by L successive Transformer layers $\{\Phi^{(l)}\}_{l=1:L}$. In the prefilling stage, in which the model builds up its multimodal context before any token is generated as follows:

$$[\mathbf{U}^{(l)}; \mathbf{W}^{(l)}] = \Phi^{(l)}([\mathbf{U}^{(l-1)}; \mathbf{W}^{(l-1)}]). \quad (1)$$

During autoregressive decoding, each generated token continuously gathers information from the vision and text token representations at every layer, thereby enabling dynamic cross-modal interaction

as follows:

$$P(\mathbf{y} \mid \mathbf{U}, \mathbf{W}) = \prod_{t=1}^{N_{\text{gen}}} P(y_t \mid y_{<t}, \mathbf{U}, \mathbf{W}), \quad (2)$$

where N_{gen} denotes the total number of tokens generated and $\mathbf{y} = (y_1, y_2, \dots, y_{N_{\text{gen}}})$ denotes the sequence of output tokens, predicted by projecting the final layer representation through a linear layer followed by softmax over the vocabulary.

2.2 Decoding with Vision Token Swapping and Dropping

In this work, we systematically probe the layer-wise vision representations $\mathbf{U}^{(l)}$ to quantify their individual contributions to the predicted token. To probe the function role of vision tokens at different layers, we first introduce **Vision Token Swapping**: at layer k , we replace the original vision tokens $\mathbf{U}^{(k)}$ with an alternative set $\tilde{\mathbf{U}}^{(k)}$, while keeping all other layers unchanged. The resulting decoding probability becomes:

$$P_{\text{swap}}(\mathbf{y} \mid \mathbf{U}^{(\neq k)}, \tilde{\mathbf{U}}^{(k)}, \mathbf{W}) = \prod_{t=1}^{N_{\text{gen}}} P(y_t \mid y_{<t}, \mathbf{U}^{(\neq k)}, \tilde{\mathbf{U}}^{(k)}, \mathbf{W}), \quad (3)$$

where $\tilde{\mathbf{U}}^{(k)}$ can be substituted with vision tokens from any other image, or even replaced with *NULL* tokens. By carefully designing $\tilde{\mathbf{U}}^{(k)}$, we can assess how vision tokens at layer k influence the generated output, thereby revealing their causal contribution to multimodal decoding.

Next, we consider an alternative probing method for scenarios where generating a specific alternative set of vision tokens $\tilde{\mathbf{U}}^{(k)}$ is not feasible or desired. In this approach, instead of swapping tokens, we directly drop them. We observed that merely nullifying the vision tokens at a single layer k (i.e. removing $\mathbf{U}^{(k)}$ without replacement and without new information from an alternative source $\tilde{\mathbf{U}}^{(k)}$) often yields changes in the output that are too subtle to be clearly indicative. To elicit a more discernible impact and assess the cumulative importance of vision information processed up to a certain depth, we adopt a strategy of progressively dropping all vision tokens from a given layer k onwards, named as **Vision Token Dropping**. The decoding probability when all vision tokens from layer k onwards are dropped is formulated as:

$$P_{\text{drop}}(\mathbf{y} \mid \mathbf{U}^{(<k)}, \mathbf{W}) = \prod_{t=1}^{N_{\text{gen}}} P(y_t \mid y_{<t}, \mathbf{U}^{(<k)}, \mathbf{W}), \quad (4)$$

where $\mathbf{U}^{(<k)}$ denotes the visual tokens propagated up to layer k . In the subsequent experiments, we adopt Equ. 3 whenever a valid replacement $\tilde{\mathbf{U}}^{(k)}$ is available; otherwise, we adopt Equ. 4.

2.3 Targeting Vision Function Layer by Vision Token Swapping and Dropping

Experiment Setting. To precisely identify the layers for key visual functions within MLLMs, we employ our Vision Token Swapping methodology, which measures the “change rate” in the outputs after token swapping. We construct dedicated paired image datasets for four key visual functions: Optical Character Recognition (OCR), Object Counting (Count), Object Recognition (Recognition), and Object Grounding (Grounding), as exemplified in Fig. 1. Each image pair is meticulously designed to isolate a single visual attribute, ensuring minimal differences between paired images and we random choose one as target image and another as source image. Specifically:

- **OCR** pairs consist of distinct words (sampled from a deduplicated arXiv corpus [54]) rendered onto visually uniform blank canvases, designed to evaluate the model’s capacity for textual information extraction. Change rate is quantified by whether the model’s output text changes.
- **Grounding** pairs present identical objects placed at varying random locations within otherwise clean backgrounds, aiming to probe spatial sensitivity. Change rate is the proportion of instances where the Intersection-over-Union (IoU) between the predicted bounding box and the swapping-ground-truth bounding box exceeds 0.5.
- **Counting** pairs, adapted from the CLEVR dataset [17], differ primarily in the quantity of a target object type, with associated queries focused on enumeration. Change rate is computed based on whether the predicted number changes.

- **Recognition** pairs, drawn from COCO [25], contrast images containing a target object (e.g., a cat) with blank canvases; queries ask whether this target object is present. The change rate is the proportion of “No” predictions after token swapping.

These experiments primarily utilize the Qwen-2.5-VL-7B model [57] which contains 28 layers, and we have observed similar functional localization patterns across other MLLMs.

Experiment Results. Our interventions reveal that specific visual functions are handled in remarkably narrow Vision Function Layers within MLLMs, as illustrated for Qwen-2.5-VL-7B in Fig. 2. “Results Change Rate (%)” is detailed in experiment settings. Collectively, these results highlight a clear hierarchical processing strategy within the MLLM, with distinct layers specializing in different visual functions, from foundational identity cues in early layers to complex OCR-related textual cues in deeper layers.

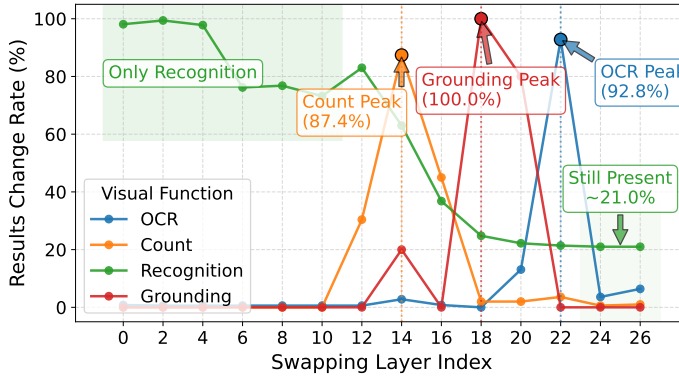


Figure 2: **Vision Function Layer emerges in MLLMs.** A higher Results Change Rate (%) quantifies the involvement of the corresponding layer in processing the corresponding vision function. Functional peaks are sharply localized to specific layers, while other layers contribute negligibly. An exception is recognition function, which peaks in early layers but exhibits distributed influence across almost all layers.

Recogn. shows high sensitivity in early layers (0-10), with basic visual features established early, though some effect persists deeper. **Counting** peaks around layer 12 (87.4%), and **Grounding** peaks at layer 18 (100.0%), suggesting mid-layer processing for spatial and numerical reasoning. **OCR** peaks sharply in later layers (layer 22, 92.8%), indicating that visual-linguistic representations are finalized at last stages.

This layer-wise order reflects an MLLM strategy of progressive abstraction: starting with coarse object identification, advancing to conceptual understanding, and culminating in highly specialized representations for tasks like OCR.

2.4 Targeting Vision Function Layer by Vision Token Dropping

Experiment Setting. To assess whether the layer-specific dependencies observed with our curated paired datasets generalize to broader visual question answering (VQA) contexts, we extend our investigation to general-purpose VQA benchmarks. In these experiments, we evaluate the impact of *progressively dropping vision tokens* as defined in Equ. 4. We test models such as LLaVA-v1.5 (7B, 13B) [21, 27] and Qwen2.5-VL (3B, 7B) [3, 57] across a suite of benchmarks including SQA-I [31], MMMU [61], POPE [20], SEED [22], CVBench [51], TextVQA [45], OCR [28], and ChartQA [33]. Performance is measured using the standard accuracy metrics pertinent to each benchmark. Tab. 1 presents the detailed results, showing performance when all vision layers are used (baseline) versus when an increasing number of final layers are omitted.

Experiment Results. Across different models and scales (see Tab. 1), our conclusions are:

1. **Different MLLMs show remarkable consistency in the hierarchical arrangement of the vision function layer.** This hierarchical order strongly corroborates findings from our earlier paired-image swapping experiments. Both experimental approaches reveal that MLLMs process visual information hierarchically, where OCR capabilities decline first (with both models starting to lose OCR functionality between layers 4-8), followed by spatial reasoning, and finally, object recognition.
2. **Many tasks do not necessitate visual tokens from every layer,** and critically, some tasks achieve superior performance when specific, seemingly non-contributory vision function

Method	General & Knowledge			Recognition		Spatial	OCR & Chart		
	SQA-I [31]	MMMU [61]	MME [12]	POPE [20]	SEED [22]	CVBench [51]	TextVQA [45]	OCR [28]	ChartQA [33]
LLaVA-v1.5-7B-32-layer	68.8	34.7	1455.9	86.4	67.3	56.2	47.2	33.0	22.0
– drop 8 v-layers	68.8	34.4	1460.6	86.4	67.3	56.4	44.8 _↓	31.7 _↓	21.0 _↓
– drop 16 v-layers	68.7	34.3	1457.3	86.0	67.3	53.7 _↓	18.1 _↓	10.1 _↓	15.9 _↓
– drop 20 v-layers	69.0	35.2	1470.4	83.2 _↓	65.8 _↓	43.0 _↓	13.1	3.7	13.8
– drop 24 v-layers	65.7 _↓	33.9 _↓	855.5 _↓	38.1 _↓	45.6 _↓	37.2	9.7	1.9	12.8
LLaVA-v1.5-13B-40-layer	72.7	35.4	1522.6	85.9	68.2	53.0	48.7	33.5	22.6
– drop 8 v-layers	72.6	35.8	1528.3	86.0	68.2	53.2	44.8 _↓	31.2 _↓	21.1 _↓
– drop 16 v-layers	72.7	35.4	1547.0	84.9	68.0	53.2	16.6 _↓	6.7 _↓	15.8 _↓
– drop 20 v-layers	72.2	37.2	1458.2 _↓	74.9 _↓	65.8 _↓	51.2 _↓	12.0	2.2	15.0
– drop 24 v-layers	70.1 _↓	34.6 _↓	783.1 _↓	11.5 _↓	48.2 _↓	52.2	9.2	2.1	13.5
Qwen2.5-VL-3B-36-layer	80.3	46.3	1530.9	87.0	74.8	72.9	77.8	77.8	83.4
– drop 4 v-layers	80.0	46.9	1528.1	86.9	74.9	72.9	59.3 _↓	56.4 _↓	78.6 _↓
– drop 8 v-layers	80.1	46.5	1530.8	86.9	74.9	72.6	22.0	17.9	60.0
– drop 16 v-layers	79.6	46.2	1400.9 _↓	82.7 _↓	66.2 _↓	56.4 _↓	12.4	2.5	13.0
– drop 20 v-layers	76.7 _↓	45.2 _↓	905.1 _↓	19.4 _↓	54.1 _↓	47.2	10.9	2.3	13.2
Qwen2.5-VL-7B-28-layer	87.2	50.7	1696.4	86.1	77.6	80.8	82.8	82.2	83.2
– drop 4 v-layers	87.4	50.8	1693.6	86.3	77.5	81.0	74.1 _↓	76.3 _↓	82.7 _↓
– drop 8 v-layers	87.4	50.6	1683.1	86.2	77.5	80.6	15.3	5.5	20.5
– drop 12 v-layers	87.2	50.2	1633.9 _↓	79.5 _↓	74.5 _↓	69.1 _↓	13.8	3.7	17.4
– drop 18 v-layers	77.3 _↓	45.8 _↓	1111.5 _↓	37.1 _↓	52.4 _↓	44.2	12.2	2.3	14.3

Table 1: **Vision Token Dropping on General Benchmarks.** \downarrow indicates the onset of performance degradation, while $\underline{}$ highlights significant drops. The results reveal a consistent hierarchical order of vision function layers across diverse MLLMs. Results of other MLLMs are provided in Appendix.

layers are omitted. For example, on the MMMU task, all models achieved their highest performance when some vision tokens were dropped, and the highest increase could be 1.8%.

3 Driving Progress in Multimodal LLMs with Vision Function Layer Insights

3.1 Vision-Function-LoRA

Motivation. Fine-tuning pre-trained MLLMs is widely used to strengthen specific abilities such as spatial reasoning [51, 58]. Due to their large size, PEFT methods like LoRA [16] have become standard. However, LoRA is typically applied uniformly across layers, which is suboptimal: as our analysis (Fig. 2) shows, different visual functions are localized to specific layers and dropping useless function layers can improve the performance. Moreover, task-specific fine-tuning risks degrading general performance through catastrophic forgetting. To address this, we propose Vision-Function LoRA (VFL), a PEFT method that selectively applies LoRA updates only to layers critical for the target visual function(s), thereby enhancing desired skills while preserving overall model capability.

Experiment Setting. To evaluate the efficacy and benefits of VFL-LoRA, we focus on enhancing spatial reasoning—a fundamental visual understanding capability where current MLLMs often exhibit deficiencies. It is important to note that, *to evaluate VFL-LoRA’s generalizability and the robustness of the identified Vision Function Layers, we directly select the layers with non-zero change rate of count-function from Fig. 2, without any access to the training or test data of the downstream spatial reasoning benchmarks. For example, for Qwen2.5-VL-7B, we use layers 10–17, 20, 21, 22, and 23.*

We utilize the SAT [43] as training dataset, specifically its single-image question-answering tasks probing spatial understanding. Our base architectures are the Qwen2.5-VL models [57]. We benchmark VFL-LoRA against two primary baselines: (1) Standard LoRA, where LoRA is applied uniformly across all adaptable layers, and (2) Reversed-VFL, an ablation study where LoRA is applied to layers excluding the count-function layer range. The evaluation is conducted on a comprehensive test set comprising both in-domain spatial reasoning tasks from CV-Bench (which includes sub-tasks like Count, Relation, Depth, and Distance) and a diverse suite of out-of-domain benchmarks (such as

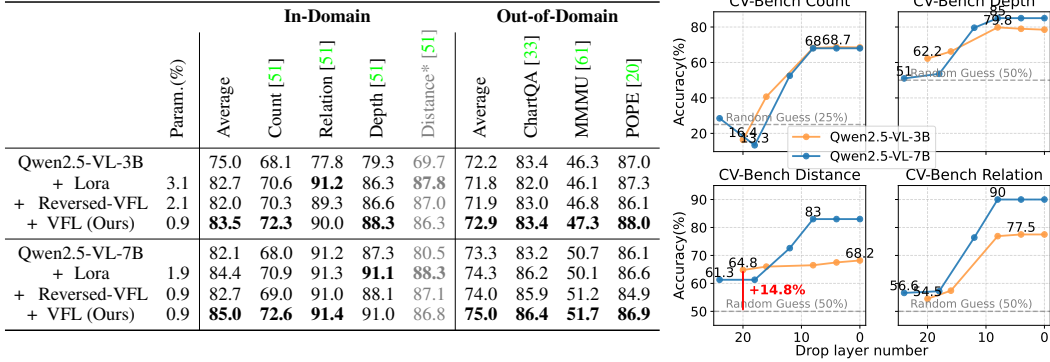


Figure 3: **VFL-LoRA Efficiency and Diagnostic Analysis on CV-Bench.** **Left Table:** VFL-LoRA, which trains LoRA adapters exclusively on Count-Function Layers, achieves significant parameter efficiency while maintaining competitive in-domain performance and demonstrating superior out-of-domain generalization across diverse benchmarks. **Right Figure:** Analysis of CV-Bench sub-tasks (Count, Depth, Distance, Relation) using vision token dropping. Results show high visual dependency for Count and Depth sub-tasks, contrasting with strong language priors for Distance and Relation. Attributing its strength in vision-heavy tasks like counting to its focus on Vision Layers, this analysis shows VFL yields clear improvements in this domain, with less impact on language-focused tasks.

ChartQA [33], OCRBench [28], MMMU [61], and POPE [20]) to assess broader generalization. Detailed results are presented in Fig. 3

Experiment Results. The performance of VFL-LoRA, primarily benchmark against standard LoRA, is detailed in Fig. 3. Notably, VFL-LoRA achieves a substantial reduction in tunable parameters, requiring nearly 50% fewer (155M vs. 309M for standard LoRA on the tested models). Beyond this increased parameter efficiency, VFL-LoRA attains marginally superior average in-domain accuracy on the CV-Bench spatial reasoning tasks (84.4% vs. 85.0% for standard LoRA), with particular improvements on specific sub-tasks such as CV-Count (72.6% vs. 70.9%). However, standard LoRA showed a lead on CV-Distance (A detailed analysis is provided in Deeper Look at CV-Bench) More critically, for out-of-domain generalization, VFL-LoRA consistently surpasses standard LoRA, achieving a higher average performance (75.0% vs. 74.3%) across the diverse suite of benchmarks including ChartQA, OCRBench, MMMU, and POPE. In essence, these results indicate that VFL-LoRA not only provides significant parameter savings but also largely maintains or even enhances performance, especially in out-of-domain generalization, compared to the standard LoRA.

A Deeper Look at CV-Bench. To further dissect visual dependencies across spatial reasoning tasks in CV-Bench, we apply vision token dropping to Qwen2.5-VL. As shown in Fig. 3, we observe clear task-specific patterns. Performance on Count and Depth drops sharply as more layers are removed, eventually nearing random levels—confirming their strong dependence on processed visual input. In contrast, Distance and Relation remain robust even with heavy layer dropping, suggesting they rely more on language priors and statistical biases rather than detailed visual features. This explains why VFL-LoRA consistently improves count-centric and other perception-heavy tasks, but offers limited gains on tasks like CV-Distance that rely less on the targeted visual functions.

3.2 Data Selection through the Lens of Vision Function Layers

Motivation. The demand for large-scale instruction datasets to train MLLMs presents significant challenges, as these datasets, while rich in diverse signals, often have heterogeneous quality, making it difficult to determine the specific contribution of individual instances to enhancing distinct model capabilities. This ambiguity complicates efficient training and targeted skill development, thereby necessitating more efficient data selection strategies. To address this, we propose **VFL-Select**, a novel approach that leverages our understanding of VFLs as a guiding principle for data curation. The core idea is that data instances most beneficial for improving MLLM capabilities are those that effectively engage, or are predicted to refine, these functionally specialized layers. By analyzing data “through the lens” of VFLs, VFL-Select aims to curate smaller, higher-quality, and more targeted datasets, prioritizing data based on its predicted utility.

	Data	General			Knowledge			OCR & Chart			Vision-Centric	
		MME^P	$SEED^I$	GQA	SQA^I	$MMMU^V$	AI2D	ChartQA	OCR	TextVQA	Count	Dist
Oracle	665k	1476.9	67.3	63.0	86.4	34.7	62.5	22.0	33.0	47.2	34.1	43.0
Random	150k	1306.6	59.3	50.0	64.0	33.4	50.9	27.0	<u>30.3</u>	44.7	34.4	49.7
	250k	1411.6	61.3	52.7	59.3	<u>37.3</u>	52.9	28.0	<u>33.6</u>	46.1	<u>38.1</u>	53.8
	350k	1358.3	62.5	54.5	61.8	36.1	53.9	31.7	24.2	<u>47.0</u>	<u>37.6</u>	52.3
	665k	1410.8	64.7	56.7	60.4	36.5	57.1	33.7	22.8	48.2	33.1	49.2
Expert [51]	150k	1338.3	56.3	51.8	64.5	33.8	52.1	28.0	15.9	44.0	38.3	51.1
	250k	1337.6	59.7	53.5	62.7	35.1	53.4	29.5	17.0	44.9	35.1	46.8
	350k	1360.8	60.5	55.1	62.4	34.4	56.0	31.4	16.8	45.6	35.8	<u>55.1</u>
	665k	1421.0	62.6	56.7	66.0	34.4	56.3	34.3	25.1	47.4	35.2	48.2
		▲ 10.2	▼ 2.1	0.0	▲ 5.6	▼ 2.1	▼ 0.8	▲ 0.6	▲ 2.3	▼ 0.8	▲ 2.1	▼ 1.0
VFL (Ours)	150k	<u>1357.1</u>	<u>60.8</u>	<u>55.8</u>	<u>66.5</u>	<u>36.9</u>	<u>53.9</u>	<u>30.6</u>	28.9	<u>45.4</u>	36.9	<u>52.6</u>
	250k	<u>1444.3</u>	<u>62.5</u>	<u>56.8</u>	<u>69.0</u>	<u>37.1</u>	<u>55.8</u>	<u>32.1</u>	32.5	<u>46.7</u>	35.3	<u>55.5</u>
	350k	<u>1462.6</u>	<u>63.7</u>	<u>58.0</u>	<u>69.5</u>	<u>37.1</u>	<u>57.0</u>	<u>33.4</u>	<u>33.2</u>	<u>47.0</u>	36.6	50.8
	665k	1526.3	68.2	64.1	86.0	38.3	63.1	37.5	34.1	49.5	35.3	48.2
		▲ 115.5	▲ 3.5	▲ 7.4	▲ 25.6	▲ 1.8	▲ 6.0	▲ 3.8	▲ 11.3	▲ 1.3	▲ 2.2	▼ 1.0

Table 2: **Comprehensive Benchmark Results for Data Ratio Experiments.** We compare data subset selection strategies—Oracle, Random, Expert [51], and our VFL—across sample sizes ranging from 150k to 665k. Results show that VFL consistently outperforms both Expert and Random baselines, with particularly notable gains on general, knowledge, and OCR tasks. In the table, results at the optimal 665k setting are **bolded**, while the best scores for other subset sizes are underlined.

Experiment Setting. We construct a diverse data pool consisting of 20 million vision instruction samples, covering a wide range of tasks and modalities. To implement VFL-Select, we first determine the functional value of a given sample (x, y) (input x , ground-truth answer y) in layer k as:

$$R_k(x, y) = \frac{P(y | U(x)^{(\leq k)}, W)}{P(y | U(x)^{(\leq k-1)}, W)}, \quad (5)$$

where $P(y | U(x)^{(\leq k)}, W)$ is the probability of generating y in Equ. 4. A higher value R_k for a given sample suggests greater reliance on layer k for correctly processing that sample, thus associating the sample with the vision function in that layer. This allows for a functional categorization of data without requiring explicit prior knowledge or semantic labeling of what kind of vision function each specific layer represents. In practice, we partition the entire dataset based on the highest R_k score for each sample, effectively grouping data according to their dominant layer-wise influence. From each partition, we then uniformly sample data to construct balanced subsets for training. A crucial aspect for practical application is the scalability of this data classification process.

Notably, our findings indicate consistent VFL hierarchical trends across diverse MLLMs. *This allows the computationally intensive VFL-Select data classification to be efficiently executed using smaller proxy models* (e.g., TinyLLaVA-0.5B [65]), with the derived insights directly informing data curation for much larger target models (e.g., a 7B LLaVA model), substantially reducing computational overhead and enhancing VFL-Select’s practical scalability.

Experiment Results. Tab. 2 demonstrates that VFL-Select consistently outperforms both Random and Human-Expert data selection strategies [51] across all tested subset sizes (150k to 665k instances). VFL-Select particularly excels on knowledge-intensive benchmarks. For instance, on SQA^I with a 665k data subset, VFL-Select achieves a score of 86.0, substantially outperforming Random selection (e.g., 60.4) and Human-Expert selection (e.g., 72.1) as detailed in Tab. 2. This robust outperformance confirms that VFL-Select efficiently identifies higher-utility data instances from large, heterogeneous pools, leading to enhanced model performance for a fixed data budget and demonstrating the value of leveraging VFL insights for intelligent data curation.

Experiment on LLaVA-665k. To further assess the versatility and effectiveness of our VFL-Select methodology, we conduct experiments focusing on its ability to identify high-utility data within a

Method	Shallow-layer					Rel.(%)	Deep-layer					Rel.(%)
	SQA^I	$MMMU$	$MMEP$	$POPE$	$SEED$		VQA_{v2}	GQA	$TexVQA$	OCR	$ChartQA$	
Full	68.4	34.7	1476.9	86.4	67.3		79.1	63.0	58.2	33.0	22.0	
Random	68.5	33.2	1483.0	84.7	62.2	97.3	75.7	58.9	55.3	30.3	19.7	93.1
D2-Pruning [32]	69.3	34.1	1391.2	85.7	63.1	97.4	73.0	58.4	51.8	30.9	20.3	92.0
EL2N [39]	65.5	34.0	1439.5	84.3	63.1	96.5	76.2	58.7	53.0	30.1	21.2	93.6
COINCIDE [19]	69.2	34.1	1495.6	86.1	63.8	99.0	76.5	59.8	55.6	29.1	20.8	94.0
VFL (Ours)	70.4	34.2	1504.2	86.1	63.5	99.5	77.4	61.4	57.1	31.0	22.0	97.4

Table 3: **Performance of Data Selection Methods using a 20% LLaVA-665k Subset.** All strategies, excluding “Full” (trained on 100% of LLaVA-665k), utilize only a 20% subset of the LLaVA-665k data for fine-tuning. Performance on shallow-layer and deep-layer task categories is presented relative to the “Full” model’s scores (Rel.(%)).

more constrained and established dataset, specifically LLaVA-665k [21]. The objective was to curate an optimal 20% subset from the LLaVA-665k dataset itself for fine-tuning. We compared VFL-Select against other selection strategies (Random, D2-Pruning, EL2N, COINCIDE) operating under this 20% data constraint. The performance of models fine-tuned on these subsets was evaluated relative to a model trained on the complete LLaVA-665k dataset (“Full”). As detailed in Tab. 3, with only 20% of the LLaVA-665k data, models fine-tuned using VFL-Select achieved 99.5% of the full-data performance on shallow-layer task benchmarks and 97.4% on deep-layer task benchmarks. These results significantly surpassed those of other data selection methods, underscoring VFL-Select’s efficacy in identifying the most impactful training instances.

4 Related Work

Layer-wise Representations in LLMs. Recent studies investigate the role of individual layers within LLMs. AdaInfer [11] finds that many layers in LLMs are redundant, with only about 20% of layers being essential for general tasks and around 50% for sentiment analysis. Their method assesses the contribution of each layer by directly ablating it. Building on the same hypothesis, DSA [24] introduces a pruning strategy that leverages per-layer importance scores to search for a computation rule that determines the pruning ratio for each layer. In a similar vein, LISA [38] shows that many parameters introduced during LoRA fine-tuning are also redundant, and proposes selecting layers to fine-tune based on their weight norms.

Layer-wise Representations in MLLMs. There has been limited focus on layer-wise representations in MLLMs. The most relevant line of work comes from token pruning studies [5, 60, 64], which reveal that MLLMs do not require all vision tokens to perform accurate reasoning. Methods [60, 64] have shown that the acceptable token reduction rate varies across different layers. While prior work focuses on token-level efficiency, it leaves the reasons unexplained. In contrast, we investigate layer-wise vision functions, offering deeper insights into how vision tokens contribute across layer.

5 Conclusion

This paper reveals that Multimodal Large Language Models (MLLMs) develop narrow, hierarchical Vision Function Layers (VFLs) specialized for tasks like counting, localization, and OCR recognition. Using Visual Token Swapping and token dropping, we show these structures emerge consistently across models. Leveraging this, our VFL-targeted fine-tuning cuts parameter costs while preserving performance, and VFL-guided data selection achieves 98% of full-data results with just 20% of data. Our findings offer new paths toward more interpretable and efficient multimodal systems.

References

- [1] Mistral AI. Mixtral of experts, 2023.
- [2] Rohan Anil, Yinpeng Bai, Aakanksha Chowdhery, et al. Palm 2 technical report, 2023.
- [3] Ji Bai, Yang Gu, Yong Liu, et al. Qwen technical report. *arXiv preprint arXiv:2310.02404*, 2023.
- [4] Liang Chen, Haozhe Zhao, Tianyu Liu, Shuai Bai, Junyang Lin, Chang Zhou, and Baobao Chang. An image is worth 1/2 tokens after layer 2: Plug-and-play inference acceleration for large vision-language models. In *European Conference on Computer Vision*, pages 19–35. Springer, 2024.
- [5] Liang Chen, Haozhe Zhao, Tianyu Liu, Shuai Bai, Junyang Lin, Chang Zhou, and Baobao Chang. An image is worth 1/2 tokens after layer 2: Plug-and-play inference acceleration for large vision-language models. In *European Conference on Computer Vision*, pages 19–35. Springer, 2024.
- [6] Zhe Chen, Weiyun Wang, Yue Cao, Yangzhou Liu, Zhangwei Gao, Erfei Cui, Jinguo Zhu, Shenglong Ye, Hao Tian, Zhaoyang Liu, et al. Expanding performance boundaries of open-source multimodal models with model, data, and test-time scaling. *arXiv preprint arXiv:2412.05271*, 2024.
- [7] Zhe Chen, Jiannan Wu, Wenhai Wang, Weijie Su, Guo Chen, Sen Xing, Muyan Zhong, Qinglong Zhang, Xizhou Zhu, Lewei Lu, et al. Internvl: Scaling up vision foundation models and aligning for generic visual-linguistic tasks. In *Proceedings of the IEEE/CVF conference on computer vision and pattern recognition*, pages 24185–24198, 2024.
- [8] Aakanksha Chowdhery, Sharan Narang, Jacob Devlin, et al. Palm: Scaling language models with pathways. *arXiv preprint arXiv:2204.02311*, 2022.
- [9] Yunkai Dang, Kaichen Huang, Jiahao Huo, Yibo Yan, Sirui Huang, Dongrui Liu, Mengxi Gao, Jie Zhang, Chen Qian, Kun Wang, et al. Explainable and interpretable multimodal large language models: A comprehensive survey. *arXiv preprint arXiv:2412.02104*, 2024.
- [10] Alexey Dosovitskiy, Lucas Beyer, Alexander Kolesnikov, Dirk Weissenborn, Xiaohua Zhai, Thomas Unterthiner, Mostafa Dehghani, Matthias Minderer, Georg Heigold, Sylvain Gelly, et al. An image is worth 16x16 words: Transformers for image recognition at scale. *arXiv preprint arXiv:2010.11929*, 2020.
- [11] Siqi Fan, Xin Jiang, Xiang Li, Xuying Meng, Peng Han, Shuo Shang, Aixin Sun, Yequan Wang, and Zhongyuan Wang. Not all layers of llms are necessary during inference. *arXiv preprint arXiv:2403.02181*, 2024.
- [12] Chaoyou Fu, Peixian Chen, Yunhang Shen, Yulei Qin, Mengdan Zhang, Xu Lin, Jinrui Yang, Xiwu Zheng, Ke Li, Xing Sun, et al. Mme: A comprehensive evaluation benchmark for multimodal large language models. *arXiv preprint arXiv:2306.13394*, 2023.
- [13] Kaiming He, Xiangyu Zhang, Shaoqing Ren, and Jian Sun. Deep residual learning for image recognition. In *Proceedings of the IEEE conference on computer vision and pattern recognition*, pages 770–778, 2016.
- [14] Dan Hendrycks, Collin Burns, Steven Basart, Andy Zou, Mantas Mazeika, Dawn Song, and Jacob Steinhardt. Measuring massive multitask language understanding. *arXiv preprint arXiv:2104.08758*, 2021.
- [15] Jordan Hoffmann, Sebastian Borgeaud, Arthur Mensch, et al. Training compute-optimal large language models. *arXiv preprint arXiv:2203.15556*, 2022.
- [16] Edward J. Hu, Yelong Shen, Phillip Wallis, Zeyuan Allen-Zhu, Yuanzhi Li, Shean Wang, Lu Wang, and Weizhu Chen. Lora: Low-rank adaptation of large language models. In *International Conference on Learning Representations (ICLR)*, 2022.
- [17] Justin Johnson, Bharath Hariharan, Laurens Van Der Maaten, Li Fei-Fei, C Lawrence Zitnick, and Ross Girshick. Clevr: A diagnostic dataset for compositional language and elementary visual reasoning. In *Proceedings of the IEEE conference on computer vision and pattern recognition*, pages 2901–2910, 2017.
- [18] Tianjie Ju, Weiwei Sun, Wei Du, Xinwei Yuan, Zhaochun Ren, and Gongshen Liu. How large language models encode context knowledge? a layer-wise probing study. *arXiv preprint arXiv:2402.16061*, 2024.
- [19] Jaewoo Lee, Boyang Li, and Sung Ju Hwang. Concept-skill transferability-based data selection for large vision-language models. In *Proceedings of the Conference on Empirical Methods in Natural Language Processing (EMNLP)*, 2024.
- [20] Aojun Li, Mike Zhang, and Wallace Hallucination. Evaluating object hallucination in large vision-language models. *arXiv preprint arXiv:2305.10355*, 2023.

- [21] Bo Li, Yuanhan Zhang, Dong Guo, Renrui Zhang, Feng Li, Hao Zhang, Kaichen Zhang, Peiyuan Zhang, Yanwei Li, Ziwei Liu, et al. Llava-onevision: Easy visual task transfer. *arXiv preprint arXiv:2408.03326*, 2024.
- [22] Bohao Li, Yuying Ge, Yixiao Ge, Guangzhi Wang, Rui Wang, Ruimao Zhang, and Ying Shan. Seed-bench: Benchmarking multimodal large language models. In *Proceedings of the IEEE/CVF Conference on Computer Vision and Pattern Recognition*, pages 13299–13308, 2024.
- [23] Junnan Li, Dongxu Li, Silvio Savarese, and Steven Hoi. Blip-2: Bootstrapping language-image pre-training with frozen image encoders and large language models. In *International conference on machine learning*, pages 19730–19742. PMLR, 2023.
- [24] Lujun Li, Peijie Dong, Zhenheng Tang, Xiang Liu, Qiang Wang, Wenhan Luo, Wei Xue, Qifeng Liu, Xiaowen Chu, and Yike Guo. Discovering sparsity allocation for layer-wise pruning of large language models. *Advances in Neural Information Processing Systems*, 37:141292–141317, 2024.
- [25] Tsung-Yi Lin, Michael Maire, Serge Belongie, James Hays, Pietro Perona, Deva Ramanan, Piotr Dollár, and C Lawrence Zitnick. Microsoft coco: Common objects in context. In *Computer Vision–ECCV 2014: 13th European Conference, Zurich, Switzerland, September 6–12, 2014, Proceedings, Part V 13*, pages 740–755. Springer, 2014.
- [26] Zihao Lin, Samyadeep Basu, Mohammad Beigi, Varun Manjunatha, Ryan A Rossi, Zichao Wang, Yufan Zhou, Sriram Balasubramanian, Arman Zarei, Keivan Rezaei, et al. A survey on mechanistic interpretability for multi-modal foundation models. *arXiv preprint arXiv:2502.17516*, 2025.
- [27] Haotian Liu, Chunyuan Li, Yuheng Li, and Yong Jae Lee. Improved baselines with visual instruction tuning, 2023.
- [28] Yuliang Liu, Zhang Li, Biao Yang, Chunyuan Li, Xucheng Yin, Cheng-lin Liu, Lianwen Jin, and Xiang Bai. On the hidden mystery of ocr in large multimodal models. *arXiv preprint arXiv:2305.07895*, 2023.
- [29] Siqu Long, Feiqi Cao, Soyeon Caren Han, and Haiqin Yang. Vision-and-language pretrained models: A survey. *arXiv preprint arXiv:2204.07356*, 2022.
- [30] Miguel López-Otal, Jorge Gracia, Jordi Bernad, Carlos Bobed, Lucía Pitarch-Ballesteros, and Emma Anglés-Herrero. Linguistic interpretability of transformer-based language models: a systematic review. *arXiv preprint arXiv:2504.08001*, 2025.
- [31] Pan Lu, Swaroop Mishra, Tony Xia, Liang Qiu, Kai-Wei Chang, Song-Chun Zhu, Oyvind Tafjord, Peter Clark, and Ashwin Kalyan. Learn to explain: Multimodal reasoning via thought chains for science question answering. In *The 36th Conference on Neural Information Processing Systems (NeurIPS)*, 2022.
- [32] Adyasha Maharana, Prateek Yadav, and Mohit Bansal. D2 pruning: Message passing for balancing diversity and difficulty in data pruning. *arXiv preprint arXiv:2310.07931*, 2023.
- [33] Ahmed Masry, Do Xuan Long, Jia Qing Tan, Shafiq Joty, and Md Enamul Hoque. Chartqa: A benchmark for question answering about charts with visual and logical reasoning. *arXiv preprint arXiv:2203.10244*, 2022.
- [34] Gavin Mischler, Yinghao Aaron Li, Stephan Bickel, Ashesh D Mehta, and Nima Mesgarani. Contextual feature extraction hierarchies converge in large language models and the brain. *Nature Machine Intelligence*, pages 1–11, 2024.
- [35] Clement Neo, Luke Ong, Philip Torr, Mor Geva, David Krueger, and Fazl Barez. Towards interpreting visual information processing in vision-language models. *arXiv preprint arXiv:2410.07149*, 2024.
- [36] SubbaReddy Oota, Manish Gupta, and Mariya Toneva. Joint processing of linguistic properties in brains and language models. *Advances in Neural Information Processing Systems*, 36:18001–18014, 2023.
- [37] Maxime Oquab, Timothée Darcet, Théo Moutakanni, Huy Vo, Marc Szafraniec, Vasil Khalidov, Pierre Fernandez, Daniel Haziza, Francisco Massa, Alaaeldin El-Nouby, et al. Dinov2: Learning robust visual features without supervision. *arXiv preprint arXiv:2304.07193*, 2023.
- [38] Rui Pan, Xiang Liu, Shizhe Diao, Renjie Pi, Jipeng Zhang, Chi Han, and Tong Zhang. Lisa: layerwise importance sampling for memory-efficient large language model fine-tuning. *Advances in Neural Information Processing Systems*, 37:57018–57049, 2024.
- [39] Mansheej Paul, Surya Ganguli, and Gintare Karolina Dziugaite. Deep learning on a data diet: Finding important examples early in training. *Advances in neural information processing systems*, 34:20596–20607, 2021.

- [40] Alec Radford, Jong Wook Kim, Chris Hallacy, Aditya Ramesh, Gabriel Goh, Sandhini Agarwal, Girish Sastry, Amanda Askell, Pamela Mishkin, Jack Clark, et al. Learning transferable visual models from natural language supervision. In *International conference on machine learning*, pages 8748–8763. PmLR, 2021.
- [41] Maryam Rahimi, Yadollah Yaghoobzadeh, and Mohammad Reza Daliri. Explanations of large language models explain language representations in the brain. *arXiv preprint arXiv:2502.14671*, 2025.
- [42] Pranav Rajpurkar, Jian Zhang, Konstantin Lopyrev, and Percy Liang. Squad: 100,000+ questions for machine comprehension of text. In *Proceedings of the 2016 Conference on Empirical Methods in Natural Language Processing*, pages 2383–2392, 2016.
- [43] Arijit Ray, Jiafei Duan, Ellis Brown, Reuben Tan, Dina Bashkirova, Rose Hendrix, Kiana Ehsani, Aniruddha Kembhavi, Bryan A. Plummer, Ranjay Krishna, Kuo-Hao Zeng, and Kate Saenko. Sat: Dynamic spatial aptitude training for multimodal language models, 2025.
- [44] Teven Le Scao, Angela Fan, Christopher Akiki, et al. Bloom: A 176b-parameter open-access multilingual language model. *arXiv preprint arXiv:2211.05100*, 2022.
- [45] Amanpreet Singh, Vivek Natarajan, Meet Shah, Yu Jiang, Xinlei Chen, Devi Parikh, and Marcus Rohrbach. Towards vqa models that can read. In *Proceedings of the IEEE Conference on Computer Vision and Pattern Recognition*, pages 8317–8326, 2019.
- [46] Richard Socher, Alex Perelygin, Jean Wu, Jason Chuang, Christopher D Manning, Andrew Ng, and Christopher Potts. Recursive deep models for semantic compositionality over a sentiment treebank. In *Proceedings of the 2013 Conference on Empirical Methods in Natural Language Processing*, pages 1631–1642, 2013.
- [47] Peter Sterling and Simon Laughlin. *Principles of neural design*. MIT press, 2015.
- [48] Yu Sun, Shuohuan Wang, Yukun Li, et al. Ernie 3.0: Large-scale knowledge enhanced pre-training for language understanding and generation. *Science China Technological Sciences*, 66(9):2087–2102, 2023.
- [49] Alon Talmor, Jonathan Herzig, Nicholas Lourie, and Jonathan Berant. Commonsenseqa: A question answering challenge targeting commonsense knowledge. In *Proceedings of the 2019 Conference of the North American Chapter of the Association for Computational Linguistics*, pages 4149–4158, 2019.
- [50] Gemini Team, Rohan Anil, Yinpeng Bai, et al. Gemini: A family of highly capable multimodal models. *arXiv preprint arXiv:2312.11805*, 2023.
- [51] Peter Tong, Ellis Brown, Penghao Wu, Sanghyun Woo, Adithya Jairam Vedagiri IYER, Sai Charitha Akula, Shusheng Yang, Jihan Yang, Manoj Middepogu, Ziteng Wang, et al. Cambrian-1: A fully open, vision-centric exploration of multimodal llms. *Advances in Neural Information Processing Systems*, 37:87310–87356, 2024.
- [52] Hugo Touvron, Thibaut Lavril, Gautier Izacard, et al. Llama: Open and efficient foundation language models. *arXiv preprint arXiv:2302.13971*, 2023.
- [53] Hugo Touvron, Louis Martin, Kevin Stone, et al. Llama 2: Open foundation and fine-tuned chat models. *arXiv preprint arXiv:2307.09288*, 2023.
- [54] Ashish Vaswani, Noam Shazeer, Niki Parmar, Jakob Uszkoreit, Llion Jones, Aidan N Gomez, Łukasz Kaiser, and Illia Polosukhin. Attention is all you need. *Advances in neural information processing systems*, 30, 2017.
- [55] Peng Wang, Shuai Bai, Sinan Tan, Shijie Wang, Zhihao Fan, Jinze Bai, Keqin Chen, Xuejing Liu, Jialin Wang, Wenbin Ge, et al. Qwen2-vl: Enhancing vision-language model’s perception of the world at any resolution. *arXiv preprint arXiv:2409.12191*, 2024.
- [56] Sanghyun Woo, Shoubhik Debnath, Ronghang Hu, Xinlei Chen, Zhuang Liu, In So Kweon, and Saining Xie. Convnext v2: Co-designing and scaling convnets with masked autoencoders. In *Proceedings of the IEEE/CVF conference on computer vision and pattern recognition*, pages 16133–16142, 2023.
- [57] An Yang, Baosong Yang, Beichen Zhang, Binyuan Hui, Bo Zheng, Bowen Yu, Chengyuan Li, Dayiheng Liu, Fei Huang, Haoran Wei, et al. Qwen2. 5 technical report. *arXiv preprint arXiv:2412.15115*, 2024.
- [58] Jihan Yang, Shusheng Yang, Anjali W. Gupta, Rilyn Han, Li Fei-Fei, and Saining Xie. Thinking in Space: How Multimodal Large Language Models See, Remember and Recall Spaces. *arXiv preprint arXiv:2412.14171*, 2024.

- [59] Alex Young, Bei Chen, Chao Li, Chengen Huang, Ge Zhang, Guanwei Zhang, Guoyin Wang, Heng Li, Jiangcheng Zhu, Jianqun Chen, et al. Yi: Open foundation models by 01. ai. *arXiv preprint arXiv:2403.04652*, 2024.
- [60] Qianhao Yuan, Qingyu Zhang, Yanjiang Liu, Jiawei Chen, Yaojie Lu, Hongyu Lin, Jia Zheng, Xianpei Han, and Le Sun. Shortv: Efficient multimodal large language models by freezing visual tokens in ineffective layers. *arXiv preprint arXiv:2504.00502*, 2025.
- [61] Xiangsay Yue, Tiao Yu, Kai Zhang, Keyu Wang, Siyuan Wang, Zixu Kuang, Wenhui Lin, Yiming Wang, Bo Zheng, Kaiming He, et al. MMMU: A massive multi-discipline multimodal understanding and reasoning benchmark for expert AGI. *arXiv preprint arXiv:2311.16502*, 2023.
- [62] Xiang Zhang, Junbo Zhao, and Yann LeCun. Character-level convolutional networks for text classification. In *Advances in Neural Information Processing Systems*, pages 649–657, 2015.
- [63] Qinyu Zhao, Ming Xu, Kartik Gupta, Akshay Asthana, Liang Zheng, and Stephen Gould. The first to know: How token distributions reveal hidden knowledge in large vision-language models? In *European Conference on Computer Vision*, pages 127–142. Springer, 2024.
- [64] Shiyu Zhao, Zhenting Wang, Felix Juefei-Xu, Xide Xia, Miao Liu, Xiaofang Wang, Mingfu Liang, Ning Zhang, Dimitris N Metaxas, and Licheng Yu. Accelerating multimodal large language models by searching optimal vision token reduction. *arXiv preprint arXiv:2412.00556*, 2024.
- [65] Baichuan Zhou, Ying Hu, Xi Weng, Junlong Jia, Jie Luo, Xien Liu, Ji Wu, and Lei Huang. Tinyllava: A framework of small-scale large multimodal models, 2024.
- [66] Changhai Zhou, Shijie Han, Lining Yang, Yuhua Zhou, Xu Cheng, Yibin Wang, and Hongguang Li. Rankadaptor: Hierarchical rank allocation for efficient fine-tuning pruned llms via performance model. In *Findings of the Association for Computational Linguistics: NAACL 2025*, pages 5781–5795, 2025.

NeurIPS Paper Checklist

1. Claims

Question: Do the main claims made in the abstract and introduction accurately reflect the paper's contributions and scope?

Answer: [\[Yes\]](#)

Justification: The main claims made in the abstract and introduction accurately reflect the paper's contributions and scope.

Guidelines:

- The answer NA means that the abstract and introduction do not include the claims made in the paper.
- The abstract and/or introduction should clearly state the claims made, including the contributions made in the paper and important assumptions and limitations. A No or NA answer to this question will not be perceived well by the reviewers.
- The claims made should match theoretical and experimental results, and reflect how much the results can be expected to generalize to other settings.
- It is fine to include aspirational goals as motivation as long as it is clear that these goals are not attained by the paper.

2. Limitations

Question: Does the paper discuss the limitations of the work performed by the authors?

Answer: [\[Yes\]](#)

Justification: For experiment results section, we discuss the limitations of our method under specific conditions.

Guidelines:

- The answer NA means that the paper has no limitation while the answer No means that the paper has limitations, but those are not discussed in the paper.
- The authors are encouraged to create a separate "Limitations" section in their paper.
- The paper should point out any strong assumptions and how robust the results are to violations of these assumptions (e.g., independence assumptions, noiseless settings, model well-specification, asymptotic approximations only holding locally). The authors should reflect on how these assumptions might be violated in practice and what the implications would be.
- The authors should reflect on the scope of the claims made, e.g., if the approach was only tested on a few datasets or with a few runs. In general, empirical results often depend on implicit assumptions, which should be articulated.
- The authors should reflect on the factors that influence the performance of the approach. For example, a facial recognition algorithm may perform poorly when image resolution is low or images are taken in low lighting. Or a speech-to-text system might not be used reliably to provide closed captions for online lectures because it fails to handle technical jargon.
- The authors should discuss the computational efficiency of the proposed algorithms and how they scale with dataset size.
- If applicable, the authors should discuss possible limitations of their approach to address problems of privacy and fairness.
- While the authors might fear that complete honesty about limitations might be used by reviewers as grounds for rejection, a worse outcome might be that reviewers discover limitations that aren't acknowledged in the paper. The authors should use their best judgment and recognize that individual actions in favor of transparency play an important role in developing norms that preserve the integrity of the community. Reviewers will be specifically instructed to not penalize honesty concerning limitations.

3. Theory assumptions and proofs

Question: For each theoretical result, does the paper provide the full set of assumptions and a complete (and correct) proof?

Answer: [NA]

Justification: The paper does not include theoretical results.

Guidelines:

- The answer NA means that the paper does not include theoretical results.
- All the theorems, formulas, and proofs in the paper should be numbered and cross-referenced.
- All assumptions should be clearly stated or referenced in the statement of any theorems.
- The proofs can either appear in the main paper or the supplemental material, but if they appear in the supplemental material, the authors are encouraged to provide a short proof sketch to provide intuition.
- Inversely, any informal proof provided in the core of the paper should be complemented by formal proofs provided in appendix or supplemental material.
- Theorems and Lemmas that the proof relies upon should be properly referenced.

4. Experimental result reproducibility

Question: Does the paper fully disclose all the information needed to reproduce the main experimental results of the paper to the extent that it affects the main claims and/or conclusions of the paper (regardless of whether the code and data are provided or not)?

Answer: [Yes]

Justification: We provide detailed experiment information.

Guidelines:

- The answer NA means that the paper does not include experiments.
- If the paper includes experiments, a No answer to this question will not be perceived well by the reviewers: Making the paper reproducible is important, regardless of whether the code and data are provided or not.
- If the contribution is a dataset and/or model, the authors should describe the steps taken to make their results reproducible or verifiable.
- Depending on the contribution, reproducibility can be accomplished in various ways. For example, if the contribution is a novel architecture, describing the architecture fully might suffice, or if the contribution is a specific model and empirical evaluation, it may be necessary to either make it possible for others to replicate the model with the same dataset, or provide access to the model. In general, releasing code and data is often one good way to accomplish this, but reproducibility can also be provided via detailed instructions for how to replicate the results, access to a hosted model (e.g., in the case of a large language model), releasing of a model checkpoint, or other means that are appropriate to the research performed.
- While NeurIPS does not require releasing code, the conference does require all submissions to provide some reasonable avenue for reproducibility, which may depend on the nature of the contribution. For example
 - (a) If the contribution is primarily a new algorithm, the paper should make it clear how to reproduce that algorithm.
 - (b) If the contribution is primarily a new model architecture, the paper should describe the architecture clearly and fully.
 - (c) If the contribution is a new model (e.g., a large language model), then there should either be a way to access this model for reproducing the results or a way to reproduce the model (e.g., with an open-source dataset or instructions for how to construct the dataset).
 - (d) We recognize that reproducibility may be tricky in some cases, in which case authors are welcome to describe the particular way they provide for reproducibility. In the case of closed-source models, it may be that access to the model is limited in some way (e.g., to registered users), but it should be possible for other researchers to have some path to reproducing or verifying the results.

5. Open access to data and code

Question: Does the paper provide open access to the data and code, with sufficient instructions to faithfully reproduce the main experimental results, as described in supplemental material?

Answer: [No]

Justification: Code will be released after acceptance.

Guidelines:

- The answer NA means that paper does not include experiments requiring code.
- Please see the NeurIPS code and data submission guidelines (<https://nips.cc/public/guides/CodeSubmissionPolicy>) for more details.
- While we encourage the release of code and data, we understand that this might not be possible, so “No” is an acceptable answer. Papers cannot be rejected simply for not including code, unless this is central to the contribution (e.g., for a new open-source benchmark).
- The instructions should contain the exact command and environment needed to run to reproduce the results. See the NeurIPS code and data submission guidelines (<https://nips.cc/public/guides/CodeSubmissionPolicy>) for more details.
- The authors should provide instructions on data access and preparation, including how to access the raw data, preprocessed data, intermediate data, and generated data, etc.
- The authors should provide scripts to reproduce all experimental results for the new proposed method and baselines. If only a subset of experiments are reproducible, they should state which ones are omitted from the script and why.
- At submission time, to preserve anonymity, the authors should release anonymized versions (if applicable).
- Providing as much information as possible in supplemental material (appended to the paper) is recommended, but including URLs to data and code is permitted.

6. Experimental setting/details

Question: Does the paper specify all the training and test details (e.g., data splits, hyperparameters, how they were chosen, type of optimizer, etc.) necessary to understand the results?

Answer: [Yes]

Justification: We provide detailed experimental settings.

Guidelines:

- The answer NA means that the paper does not include experiments.
- The experimental setting should be presented in the core of the paper to a level of detail that is necessary to appreciate the results and make sense of them.
- The full details can be provided either with the code, in appendix, or as supplemental material.

7. Experiment statistical significance

Question: Does the paper report error bars suitably and correctly defined or other appropriate information about the statistical significance of the experiments?

Answer: [No]

Justification: The performance gains are substantial, and we present detailed analyses to support our findings.

Guidelines:

- The answer NA means that the paper does not include experiments.
- The authors should answer "Yes" if the results are accompanied by error bars, confidence intervals, or statistical significance tests, at least for the experiments that support the main claims of the paper.
- The factors of variability that the error bars are capturing should be clearly stated (for example, train/test split, initialization, random drawing of some parameter, or overall run with given experimental conditions).

- The method for calculating the error bars should be explained (closed form formula, call to a library function, bootstrap, etc.)
- The assumptions made should be given (e.g., Normally distributed errors).
- It should be clear whether the error bar is the standard deviation or the standard error of the mean.
- It is OK to report 1-sigma error bars, but one should state it. The authors should preferably report a 2-sigma error bar than state that they have a 96% CI, if the hypothesis of Normality of errors is not verified.
- For asymmetric distributions, the authors should be careful not to show in tables or figures symmetric error bars that would yield results that are out of range (e.g. negative error rates).
- If error bars are reported in tables or plots, The authors should explain in the text how they were calculated and reference the corresponding figures or tables in the text.

8. Experiments compute resources

Question: For each experiment, does the paper provide sufficient information on the computer resources (type of compute workers, memory, time of execution) needed to reproduce the experiments?

Answer: [Yes]

Justification: We provide resources details in appendix.

Guidelines:

- The answer NA means that the paper does not include experiments.
- The paper should indicate the type of compute workers CPU or GPU, internal cluster, or cloud provider, including relevant memory and storage.
- The paper should provide the amount of compute required for each of the individual experimental runs as well as estimate the total compute.
- The paper should disclose whether the full research project required more compute than the experiments reported in the paper (e.g., preliminary or failed experiments that didn't make it into the paper).

9. Code of ethics

Question: Does the research conducted in the paper conform, in every respect, with the NeurIPS Code of Ethics <https://neurips.cc/public/EthicsGuidelines>?

Answer: [Yes]

Justification: The research conducted in the paper conform, in every respect, with the NeurIPS Code of Ethics.

Guidelines:

- The answer NA means that the authors have not reviewed the NeurIPS Code of Ethics.
- If the authors answer No, they should explain the special circumstances that require a deviation from the Code of Ethics.
- The authors should make sure to preserve anonymity (e.g., if there is a special consideration due to laws or regulations in their jurisdiction).

10. Broader impacts

Question: Does the paper discuss both potential positive societal impacts and negative societal impacts of the work performed?

Answer: [NA]

Justification: There is no societal impact of the work performed.

Guidelines:

- The answer NA means that there is no societal impact of the work performed.
- If the authors answer NA or No, they should explain why their work has no societal impact or why the paper does not address societal impact.

- Examples of negative societal impacts include potential malicious or unintended uses (e.g., disinformation, generating fake profiles, surveillance), fairness considerations (e.g., deployment of technologies that could make decisions that unfairly impact specific groups), privacy considerations, and security considerations.
- The conference expects that many papers will be foundational research and not tied to particular applications, let alone deployments. However, if there is a direct path to any negative applications, the authors should point it out. For example, it is legitimate to point out that an improvement in the quality of generative models could be used to generate deepfakes for disinformation. On the other hand, it is not needed to point out that a generic algorithm for optimizing neural networks could enable people to train models that generate Deepfakes faster.
- The authors should consider possible harms that could arise when the technology is being used as intended and functioning correctly, harms that could arise when the technology is being used as intended but gives incorrect results, and harms following from (intentional or unintentional) misuse of the technology.
- If there are negative societal impacts, the authors could also discuss possible mitigation strategies (e.g., gated release of models, providing defenses in addition to attacks, mechanisms for monitoring misuse, mechanisms to monitor how a system learns from feedback over time, improving the efficiency and accessibility of ML).

11. Safeguards

Question: Does the paper describe safeguards that have been put in place for responsible release of data or models that have a high risk for misuse (e.g., pretrained language models, image generators, or scraped datasets)?

Answer: [NA]

Justification: The paper poses no such risks.

Guidelines:

- The answer NA means that the paper poses no such risks.
- Released models that have a high risk for misuse or dual-use should be released with necessary safeguards to allow for controlled use of the model, for example by requiring that users adhere to usage guidelines or restrictions to access the model or implementing safety filters.
- Datasets that have been scraped from the Internet could pose safety risks. The authors should describe how they avoided releasing unsafe images.
- We recognize that providing effective safeguards is challenging, and many papers do not require this, but we encourage authors to take this into account and make a best faith effort.

12. Licenses for existing assets

Question: Are the creators or original owners of assets (e.g., code, data, models), used in the paper, properly credited and are the license and terms of use explicitly mentioned and properly respected?

Answer: [Yes]

Justification: We cite all the original paper that produced the code package or dataset.

Guidelines:

- The answer NA means that the paper does not use existing assets.
- The authors should cite the original paper that produced the code package or dataset.
- The authors should state which version of the asset is used and, if possible, include a URL.
- The name of the license (e.g., CC-BY 4.0) should be included for each asset.
- For scraped data from a particular source (e.g., website), the copyright and terms of service of that source should be provided.
- If assets are released, the license, copyright information, and terms of use in the package should be provided. For popular datasets, paperswithcode.com/datasets has curated licenses for some datasets. Their licensing guide can help determine the license of a dataset.

- For existing datasets that are re-packaged, both the original license and the license of the derived asset (if it has changed) should be provided.
- If this information is not available online, the authors are encouraged to reach out to the asset's creators.

13. **New assets**

Question: Are new assets introduced in the paper well documented and is the documentation provided alongside the assets?

Answer: [NA]

Justification: The paper does not release new assets.

Guidelines:

- The answer NA means that the paper does not release new assets.
- Researchers should communicate the details of the dataset/code/model as part of their submissions via structured templates. This includes details about training, license, limitations, etc.
- The paper should discuss whether and how consent was obtained from people whose asset is used.
- At submission time, remember to anonymize your assets (if applicable). You can either create an anonymized URL or include an anonymized zip file.

14. **Crowdsourcing and research with human subjects**

Question: For crowdsourcing experiments and research with human subjects, does the paper include the full text of instructions given to participants and screenshots, if applicable, as well as details about compensation (if any)?

Answer: [NA]

Justification: The paper does not involve crowdsourcing nor research with human subjects.

Guidelines:

- The answer NA means that the paper does not involve crowdsourcing nor research with human subjects.
- Including this information in the supplemental material is fine, but if the main contribution of the paper involves human subjects, then as much detail as possible should be included in the main paper.
- According to the NeurIPS Code of Ethics, workers involved in data collection, curation, or other labor should be paid at least the minimum wage in the country of the data collector.

15. **Institutional review board (IRB) approvals or equivalent for research with human subjects**

Question: Does the paper describe potential risks incurred by study participants, whether such risks were disclosed to the subjects, and whether Institutional Review Board (IRB) approvals (or an equivalent approval/review based on the requirements of your country or institution) were obtained?

Answer: [NA]

Justification: The paper does not involve crowdsourcing nor research with human subjects.

Guidelines:

- The answer NA means that the paper does not involve crowdsourcing nor research with human subjects.
- Depending on the country in which research is conducted, IRB approval (or equivalent) may be required for any human subjects research. If you obtained IRB approval, you should clearly state this in the paper.
- We recognize that the procedures for this may vary significantly between institutions and locations, and we expect authors to adhere to the NeurIPS Code of Ethics and the guidelines for their institution.
- For initial submissions, do not include any information that would break anonymity (if applicable), such as the institution conducting the review.

16. Declaration of LLM usage

Question: Does the paper describe the usage of LLMs if it is an important, original, or non-standard component of the core methods in this research? Note that if the LLM is used only for writing, editing, or formatting purposes and does not impact the core methodology, scientific rigorousness, or originality of the research, declaration is not required.

Answer: [NA]

Justification: The core method development in this research does not involve LLMs as any important, original, or non-standard components.

Guidelines:

- The answer NA means that the core method development in this research does not involve LLMs as any important, original, or non-standard components.
- Please refer to our LLM policy (<https://neurips.cc/Conferences/2025/LLM>) for what should or should not be described.