

Q-MIRROR: UNLOCKING THE MULTI-MODAL POTENTIAL OF SCIENTIFIC TEXT-ONLY QA PAIRS

Junying Wang^{1,2,*}, Zicheng Zhang^{2,*,†}, Ye Shen^{2,3}, Yalun Wu³, Yingji Liang²,
Yijin Guo^{2,3}, Farong Wen^{2,3}, Wenzhe Li², Xuezhi Zhao², Qi Jia², Guangtao Zhai^{2,3,†}

¹Fudan University, ²Shanghai Artificial Intelligence Laboratory, ³Shanghai Jiao Tong University

[†]Corresponding author. AIBench Homepage: <https://aiben.ch/>

Project Page: <https://github.com/aiben-ch/Q-Mirror>

ABSTRACT

High-quality, multi-modal benchmarks are crucial for advancing scientific reasoning in large models yet their manual creation is costly and unscalable. To address this bottleneck, we explore the potential for transforming Text-Only QA Pairs (TQAs) into high-quality Multi-Modal QA Pairs (MMQAs), which include three parts: 1) **Task Definition & Evaluation Rubric**: We develop a TQA-to-MMQA framework and establish a comprehensive, multi-dimensional MMQA quality rubric that provides principles for the transformation. 2) **Benchmark Construction**: Then we construct two extensive benchmarks to rigorously evaluate state-of-the-art generation & understanding models on the distinct tasks of MMQA generation & MMQA quality evaluation. 3) **Preliminary Solution**: We develop an agentic system (*Q-Mirror*), which operationalizes our framework by integrating MMQA generation and evaluation into a closed loop for iterative refinement. Our experiments show that while state-of-the-art models can generate MMQAs, their outputs still leave substantial gaps, underscoring the need for reliable evaluation. We further demonstrate that top-tier understanding models align closely with human judgment in MMQA quality assessment. Leveraging both insights, the *Q-Mirror* agent raises average scores from 78.90 to 85.22 and pass rates from 72% to 95%, offering a practical path to large-scale scientific benchmarks.

1 INTRODUCTION

High-quality scientific data is the core to the benchmark of large scientific models (Bai et al., 2025; Hu et al., 2025; Qin et al., 2025). Since text-only data are relatively easy to collect and standardize, the community has built extensive banks of text-only QA pairs. However, real-world scientific problem solving is inherently multi-modal, often requiring the integration of visual diagrams, formulas, charts, and experimental setups. Thus, the demand for multi-modal scientific data is both clear and urgent. In response, several efforts have attempted to curate multi-modal benchmarks, yet the collection of such data is far more challenging, which requires higher annotation costs, richer domain expertise, and complex formatting. It has resulted in a pronounced imbalance: text-only resources greatly outnumber multi-modal ones. This observation motivates our guiding question:

Why not transform existing text-only QA pairs into multi-modal ones?

Interestingly, many existing text-only resources already contain implicit multi-modal cues (Wang et al., 2024a; Zhang et al., 2025a; Wang et al., 2025d). Geometry problems often reference diagram, physics questions describe experimental setups, and chemistry tasks mention molecular structures or reaction schemes (Cho et al., 2025; Ning et al., 2023; Küchemann et al., 2025; Yin et al., 2024). For instance, a physics problem asking to calculate the trajectory of a projectile, while described textually, implicitly calls for a diagram illustrating the initial velocity, angle, and gravitational force. These latent visual or structural elements, though expressed textually, could be surfaced and enriched to create multi-modal QA pairs (MMQAs). If such transformations were possible at scale, they would unlock the value of vast text-only banks without incurring the full cost of new multi-modal data collection. This perspective reframes the challenge: rather than treating text-only and multi-modal




Figure 1: Overview of the motivation and key contributions, which illustrate: 1) the need for multi-modal data in scientific benchmark to advance model development, 2) the imbalance between text-only and multi-modal resources, 3) the latent potential of TQAs for multi-modal transformation, and 4) our contributions, including the transformation framework and quality principles, MMQA generation and evaluation benchmarks, and the Q-Mirror Agent for improving MMQA quality.

resources as disjoint, we explore how to systematically convert one into the other to accelerate multi-modal benchmark construction and, ultimately, advance scientific reasoning in large models.

Despite this potential, there is still no systematic framework for converting text-only scientific questions into multi-modal formats. Existing datasets treat text-only and multi-modal resources as largely disjoint, and current augmentation methods are limited to narrow tasks or small scales (Wang et al., 2025e; Liu et al., 2023). Consequently, the vast repositories of TQAs remain underutilized, and the lack of scalable transformation tools constrains the development and evaluation of large scientific models. The rapid advancements in large language models (LLMs) and, more recently, large multi-modal models (LMMs), have opened unprecedented opportunities for complex content generation and understanding, making this systematic transformation more feasible than ever before.

Therefore, we explore the framework designed to transform TQAs into high-quality MMQAs. First, we establish a principled quality rubric to rigorously define what constitutes a successful transformation. Second, using this rubric as a foundation, we conduct two extensive benchmarks that evaluate state-of-the-art models on MMQA generation and evaluation, mapping out the current landscape of capabilities. Finally, armed with insights from these benchmarks, we develop a novel agentic system (Q-Mirror) that operationalizes our framework, orchestrating generation and judgment in a closed-loop process to autonomously produce high-quality, refined MMQAs. As illustrated in Figure 1, these elements collectively motivate and shape our framework. Building on this foundation, our contributions can be summarized as follows:

- **A Systematic TQA-to-MMQA Framework and Quality Rubric.** We propose the first systematic framework for the TQA-to-MMQA transformation, grounded in a comprehensive, multi-dimensional quality rubric. This rubric establishes principled criteria for high-quality MMQAs and serves as the foundation for entire study.
- **Benchmarks on MMQA Generation & MMQA Quality Evaluation.** Grounded in our rubric, we construct and release two extensive benchmarks that evaluate state-of-the-art models on distinct tasks of 1) MMQA generation from TQAs, and 2) MMQA quality evaluation. These benchmarks reveal the capabilities of the current LLMs on complex generation and understanding.

Table 1: Comparative Analysis of Scientific Benchmarks. This table contrasts key attributes of existing benchmarks to highlight **the scarcity of multi-modal resources and their high construction costs**, which motivates our work. **Legend:** *Subjects:* ■ Math, ■ Physics, ■ Chemistry, etc. *Eval. Methods:* ■ rule- / ■ model- / ■ answer-level based. *Difficulty:* ■ Knowledge Recall, ■ Concept Application, ■ Cognitive Reasoning. *#Multi-Modal Data Construction:* ■ Manual / ■ Automatic annotation.

Benchmark	Subjects	Multi-modal	Language	Size	#Answer	Eval.	Difficulty	#Data.
C-Eval (Huang et al., 2023)	■ ■ ■ ■ ■ ■ ■ ■ ■ ■	×	ZH	13948	1	■ / ■	■ ■ ■ ■ ■ ■ ■ ■ ■ ■	-
MATH (Hendrycks et al., 2021)	■ ■ ■ ■ ■ ■ ■ ■ ■ ■	×	EN	12500	1	■ / ■	■ ■ ■ ■ ■ ■ ■ ■ ■ ■	-
SciEval (Sun et al., 2024)	■ ■ ■ ■ ■ ■ ■ ■ ■ ■	×	EN	15901	4	■ / ■	■ ■ ■ ■ ■ ■ ■ ■ ■ ■	-
SuperGPQA (Team et al., 2025)	■ ■ ■ ■ ■ ■ ■ ■ ■ ■	×	EN	26529	3	■ / ■	■ ■ ■ ■ ■ ■ ■ ■ ■ ■	-
MMLU (Hendrycks et al., 2020)	■ ■ ■ ■ ■ ■ ■ ■ ■ ■	×	EN	15908	1	■ / ■	■ ■ ■ ■ ■ ■ ■ ■ ■ ■	-
CMMLU (Li et al., 2024a)	■ ■ ■ ■ ■ ■ ■ ■ ■ ■	×	ZH	11528	1	■ / ■	■ ■ ■ ■ ■ ■ ■ ■ ■ ■	-
MMLU-Pro (Wang et al., 2024c)	■ ■ ■ ■ ■ ■ ■ ■ ■ ■	×	EN	12032	1	■ / ■	■ ■ ■ ■ ■ ■ ■ ■ ■ ■	-
TriviaQA (Joshi et al., 2017)	■ ■ ■ ■ ■ ■ ■ ■ ■ ■	×	EN	95956	3	■ / ■	■ ■ ■ ■ ■ ■ ■ ■ ■ ■	-
EESE (Wang et al., 2025c)	■ ■ ■ ■ ■ ■ ■ ■ ■ ■	×	EN	100000+	5	■ / ■	■ ■ ■ ■ ■ ■ ■ ■ ■ ■	-
AI2D (Kembhavi et al., 2016)	■ ■ ■ ■ ■ ■ ■ ■ ■ ■	✓	EN	15000+	1	■ / ■ / ■	■ ■ ■ ■ ■ ■ ■ ■ ■ ■	-
ScienceQA (Lu et al., 2022)	■ ■ ■ ■ ■ ■ ■ ■ ■ ■	✓	EN	21208	1	■ / ■	■ ■ ■ ■ ■ ■ ■ ■ ■ ■	■
MathVista (Lu et al., 2023)	■ ■ ■ ■ ■ ■ ■ ■ ■ ■	✓	EN	6141	4	■ / ■ / ■	■ ■ ■ ■ ■ ■ ■ ■ ■ ■	■
MMMU (Yue et al., 2024)	■ ■ ■ ■ ■ ■ ■ ■ ■ ■	✓	EN	11500	2	■ / ■	■ ■ ■ ■ ■ ■ ■ ■ ■ ■	■
ChemVLM (Li et al., 2025)	■ ■ ■ ■ ■ ■ ■ ■ ■ ■	✓	EN&ZH	4700+	4	■ / ■	■ ■ ■ ■ ■ ■ ■ ■ ■ ■	■
HLE (Phan et al., 2025)	■ ■ ■ ■ ■ ■ ■ ■ ■ ■	✓	EN	3000	4	■	■ ■ ■ ■ ■ ■ ■ ■ ■ ■	■

- **An Agentic System for MMQA Generation & Refinement.** Building upon the benchmark findings, we develop **Q-Mirror**, a novel agentic system that integrates MMQA generation and judgment. It operates in a closed-loop, iterative refinement process to autonomously convert TQAs into high-quality MMQAs at scale, providing a practical solution to the data scarcity problem.

2 RELATED WORK

Scientific Benchmarks. The advancement of scientific LLMs is fundamentally intertwined with the availability of high-quality data resources. Classical text-only resources such as TriviaQA (Joshi et al., 2017), MMLU (Hendrycks et al., 2020), C-Eval (Huang et al., 2023), and GPQA (Rein et al., 2024) cover diverse domains and reasoning levels at scale. In contrast, the recent emergence of LMMs has stimulated benchmarks like AI2D (Kembhavi et al., 2016), ScienceQA (Lu et al., 2022), MathVista (Lu et al., 2023), and MMMU (Yue et al., 2024), which emphasize visual-language integration and cross-disciplinary coverage. However, as shown in Table 1, the number of instances in text-only benchmarks far exceeds those of multi-modal ones (Li et al., 2024b; Zhang et al., 2025b; Wang et al., 2025b). This imbalance highlights a structural gap: *the rapid progress of scientific LMMs stands in tension with the limited scale and availability of multi-modal resources.*

Multi-Modal Data Construction. Current multi-modal scientific resources are primarily *manually curated*. For example, AI2D (Kembhavi et al., 2016) is constructed with expert-labeled diagrams and dense annotations, ScienceQA (Lu et al., 2022) integrates web-harvested questions with human validation, and MathVista (Lu et al., 2023) and MMMU (Yue et al., 2024) merge domain-specific datasets through expert-driven curation. Although manual construction guarantees quality, it is inherently expensive, time-consuming, and difficult to scale Villalobos et al. (2022); Wang et al. (2025a). While a few efforts explore automatic generation, such as ChemVLM (Li et al., 2025), they remain limited in coverage and domain generality. These limitations motivate a new paradigm: *systematically transforming abundant text-only resources into multi-modal ones.*

LLMs as Judges. Parallel to benchmark construction, recent studies demonstrate the promise of LLMs as not only problem solvers but also *judges* for evaluation (Zheng et al., 2023). They can deliver rubric-grounded absolute scores with natural language explanations, or conduct pairwise preference ranking (Wadhwa et al., 2025; Liu et al., 2025). Their reliability is often stress-tested using counterfactual or perturbation-based methods, with consistency against human ratings quantified by correlation and calibration metrics (Tan et al., 2025; Chan et al., 2023). Building on this line of work, we introduce an *agentic system* that integrates both generation and evaluation, allowing LMMs to iteratively refine multi-modal scientific QA pairs. This strategy extends the ‘LLM-as-Judge’ paradigm and unlocks the latent potential of large-scale text-only corpora.

3 TASK DEFINITION & EVALUATION RUBRIC

To systematically realize TQAs into high-quality MMQAs, we first introduce a general framework for TQA-to-MMQA transformation (§3.1). Next, we define a rubric that establishes principled criteria for high-quality MMQAs (§3.2).

Table 2: Brief description for the MMQA quality rubric, which includes three principles: Information Consistency (IC), Cross Modal Integration (CM), and Standalone Quality (QT).

Principle	Metric	Notation	Description
IC	IL / Information Loss	p_-	If critical information from the original TQA is lost.
	IA / Information Addition	p_+	If critical information from the original TQA is added.
CM	SI / Solvability with Image	$p_s(I)$	If the question can be solved from the image alone.
	SQ / Solvability with Question	$p_s(T)$	If the question can be solved from the text alone.
	RE / Redundancy-Synergy	f_s	Evaluates the degree of information overlap.
QT	NE / Natural Expression	p_{nat}	If the text is linguistically fluent and coherent.
	TQ / Technical Quality	p_{tech}	If the image is technically correct and artifact-free.
	AQ / Aesthetic Quality	p_{aes}	If the image is visually clear and appealing.
	SC / Semantical Clarity	p_{sem}	If the image is plausible and scientifically sound.

3.1 FRAMEWORK FOR TQA-TO-MMQA TRANSFORMATION

To unlock the latent multi-modal potential within existing text-based resources, we first establish a scalable and well-controlled process for systematically converting TQAs into MMQAs.

1) *The Modal Conversion Stage.* For the given TQA, we use an LMM to first identify the parts that can be transformed into visual information. The LMM then removes these segments from the text and replaces them with an image placeholder, ensuring that the resulting question becomes visually dependent. Meanwhile, the LMM generates a detailed visual description based on the removed content, which serves as input for the text-to-image (T2I) model (*detailed prompts in Appendix C*).

2) *The Image Generation Stage.* A T2I model is utilized to synthesize the image using the detailed description from the previous stage. To ensure semantic alignment and stylistic coherence, we emphasize that the description generator (LMM) and the image generator (T2I model) should ideally belong to the **same model family** (e.g., *GPT-4.1-2025-04-14* (OpenAI, 2025a) and *GPT-Image-1* (OpenAI, 2025b)). Such family-level consistency often facilitates a closer coupling between textual semantics and visual synthesis, helping to reduce modal gaps and improve the generation quality.

3.2 QUALITY PRINCIPLES FOR MMQA TRANSFORMATION

A good MMQA transformation should satisfy three key criteria. First, it must maintain *information consistency*, ensuring that the essential meaning of the original TQA is preserved without losing or introducing critical details. Second, it should achieve *cross-modal integration*, where the question and image provide complementary information such that neither modal alone is sufficient for solving the problem, and true multi-modal dependence is enforced. Third, it must guarantee high *standalone quality*, with the text remaining fluent and natural, and the image being technically correct, visually clear, and scientifically sound. Therefore, we establish a multi-dimensional rubric grounded in three principles: information consistency, cross-modal integration, and standalone quality (*Table 2*).

3.2.1 PRELIMINARIES

Let Q_s be an original TQA and $Q_m = (T, I)$ be its transformed counterpart. The evaluation relies on a set of boolean predicates $\mathbb{I}[\cdot]$, which return true (1) or false (0). The composite scores for each principle are defined below, scaled from 0 to 100. To ensure reproducibility, each predicate is evaluated against specific operational criteria (*details can be referred to in Appendix B*).

3.2.2 EVALUATION PRINCIPLES

Principle 1: Information Consistency (IC). This principle measures semantic fidelity between the source TQA Q_s and its transformed MMQA Q_m . We define a predicate set $\mathcal{P}_{IC} = \{p_-, p_+\}$, where p_- detects missing critical information and p_+ detects spurious additions. The IC score is the complement of their violation rate:

$$IC(Q_m, Q_s) = 1 - \frac{1}{|\mathcal{P}_{IC}|} \sum_{p \in \mathcal{P}_{IC}} \mathbb{I}[p(Q_m, Q_s)], \quad (1)$$

Principle 2: Cross-Modal Integration (CM). This principle evaluates whether text and image contribute complementary, indispensable information. We test single-modal solvability using $p_s(T)$ and $p_s(I)$, and assess synergy via $f_s(T, I) \in \{Complete, Partial, None\}$. Let β denote the weight

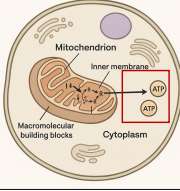
TMQ Question	MMQA Question & Image	Options & Answers																																																																																																																							
<p>A eukaryotic cell evolved a mechanism to turn macromolecular building blocks into energy. The process occurs in mitochondria, which are cellular energy factories. In the series of redox reactions, the energy from food is stored between the phosphate groups and used as a universal cellular currency. The energy-laden molecules are shuttled out of the mitochondrion to serve in all cellular processes. You discovered a new anti-diabetes drug and want to investigate whether it has an effect on the mitochondria. You set up a range of experiments with your HEK293 cell line. Which of the experiments listed below will not help you discover the mitochondrial role of your drug?</p>	<p>A eukaryotic cell evolved a mechanism to turn macromolecular building blocks into energy. Refer to [IMAGE_1] for the relevant cellular process. You discovered a new anti-diabetes drug and want to investigate whether it has an effect on the mitochondria. You set up a range of experiments with your HEK293 cell line. Which of the experiments listed below will not help you discover the mitochondrial role of your drug?</p> 	<p>A: Confocal fluorescence microscopy after Mito-RTP staining of the cells B: Transformation of cells with recombinant luciferase and luminometer reading after 5 μM of luciferin addition to the supernatant C: Flow cytometry after labeling with 2.5 μM 5',6,6'-Tetrachloro-1,1',3,3'-tetraethylbenzimidazolylcarbocyanine iodide D: Differential centrifugation extraction of mitochondria followed by the Glucose Uptake Colorimetric Assay Kit Answer: D</p>																																																																																																																							
Generation Sample (Judged by Experts)																																																																																																																									
<p>IC: Information Consistency: [IL] Is there any critical information loss before and after the modification? No [IA] Is there any critical information gain before and after the modification? No</p> <p>CM: Cross-Modal Integration: [SI] For the transformed question, looking only at the image, can you solve the problem? No [SQ] For the transformed question, looking only at the adapted question, can you solve the problem? Yes, [reason] The question can be answered without the image or full context because only option D is clearly unrelated to mitochondrial function. [RE] For the transformed question, is there any redundant information between the image and text (0: no redundancy, 1: partial, 2: complete)? 0</p> <p>QT: Standalone Quality: [NE] Is the transformed question logically consistent and the language natural? Yes [TQ] For the transformed question, does the technical quality of the image (noise, fractures, naturalness, distortion) meet the requirements? Yes [AQ] For the transformed question, does the aesthetic quality of the image (composition and design, visual elements and structure, technical execution, originality and creativity, theme and communication, emotion and audience response) meet the requirements? Yes [SC] For the transformed question, is the image plausible (text is reasonable, conforms to objective laws)? No, [reason] The image wrongly shows ATP made in the cytoplasm, omitting the proton gradient and ATP synthase.</p>																																																																																																																									
Evaluation Sample (Consistency between LMM Judgments and Expert Annotations)																																																																																																																									
<table><tr><th>[LMM]</th><th>[IL]</th><th>[IA]</th><th>[SI]</th><th>[SQ]</th><th>[RE]</th><th>[NE]</th><th>[TQ]</th><th>[AQ]</th><th>[SC]</th></tr><tr><td>Qwen2-VL-72B-Instruct</td><td>Yes</td><td>Yes</td><td>No</td><td>No</td><td>✗</td><td>Yes</td><td>Yes</td><td>Yes</td><td>Yes</td></tr><tr><td>Claude-Sonnet-4</td><td>Yes</td><td>No</td><td>No</td><td>Yes</td><td>✗</td><td>Yes</td><td>Yes</td><td>No</td><td>✗</td></tr><tr><td>DeepSeek-VL2</td><td>Yes</td><td>No</td><td>No</td><td>No</td><td>✗</td><td>No</td><td>✗</td><td>No</td><td>✗</td></tr><tr><td>Doubao-1.5-Vision-Pro</td><td>Yes</td><td>No</td><td>No</td><td>No</td><td>✗</td><td>Yes</td><td>Yes</td><td>Yes</td><td>Yes</td></tr><tr><td>Gemini-2.5-Pro</td><td>✓</td><td>No</td><td>✓</td><td>Yes</td><td>0</td><td>✓</td><td>Yes</td><td>No</td><td>✗</td></tr></table>	[LMM]	[IL]	[IA]	[SI]	[SQ]	[RE]	[NE]	[TQ]	[AQ]	[SC]	Qwen2-VL-72B-Instruct	Yes	Yes	No	No	✗	Yes	Yes	Yes	Yes	Claude-Sonnet-4	Yes	No	No	Yes	✗	Yes	Yes	No	✗	DeepSeek-VL2	Yes	No	No	No	✗	No	✗	No	✗	Doubao-1.5-Vision-Pro	Yes	No	No	No	✗	Yes	Yes	Yes	Yes	Gemini-2.5-Pro	✓	No	✓	Yes	0	✓	Yes	No	✗	<table><tr><th>[LMM]</th><th>[IL]</th><th>[IA]</th><th>[SI]</th><th>[SQ]</th><th>[RE]</th><th>[NE]</th><th>[TQ]</th><th>[AQ]</th><th>[SC]</th></tr><tr><td>GPT-4.1-2025-04-14</td><td>No</td><td>No</td><td>No</td><td>Yes</td><td>✗</td><td>Yes</td><td>Yes</td><td>No</td><td>✗</td></tr><tr><td>Grok-4</td><td>No</td><td>No</td><td>No</td><td>Yes</td><td>0</td><td>Yes</td><td>Yes</td><td>No</td><td>✗</td></tr><tr><td>Llama-3.2-90B-Vision-Instruct</td><td>Yes</td><td>No</td><td>No</td><td>No</td><td>✗</td><td>✓</td><td>✗</td><td>Yes</td><td>✗</td></tr><tr><td>Pixtral-12B</td><td>Yes</td><td>Yes</td><td>No</td><td>No</td><td>✗</td><td>No</td><td>No</td><td>No</td><td>✗</td></tr><tr><td>O3</td><td>No</td><td>No</td><td>No</td><td>Yes</td><td>0</td><td>No</td><td>No</td><td>Yes</td><td>No</td></tr></table>	[LMM]	[IL]	[IA]	[SI]	[SQ]	[RE]	[NE]	[TQ]	[AQ]	[SC]	GPT-4.1-2025-04-14	No	No	No	Yes	✗	Yes	Yes	No	✗	Grok-4	No	No	No	Yes	0	Yes	Yes	No	✗	Llama-3.2-90B-Vision-Instruct	Yes	No	No	No	✗	✓	✗	Yes	✗	Pixtral-12B	Yes	Yes	No	No	✗	No	No	No	✗	O3	No	No	No	Yes	0	No	No	Yes	No
[LMM]	[IL]	[IA]	[SI]	[SQ]	[RE]	[NE]	[TQ]	[AQ]	[SC]																																																																																																																
Qwen2-VL-72B-Instruct	Yes	Yes	No	No	✗	Yes	Yes	Yes	Yes																																																																																																																
Claude-Sonnet-4	Yes	No	No	Yes	✗	Yes	Yes	No	✗																																																																																																																
DeepSeek-VL2	Yes	No	No	No	✗	No	✗	No	✗																																																																																																																
Doubao-1.5-Vision-Pro	Yes	No	No	No	✗	Yes	Yes	Yes	Yes																																																																																																																
Gemini-2.5-Pro	✓	No	✓	Yes	0	✓	Yes	No	✗																																																																																																																
[LMM]	[IL]	[IA]	[SI]	[SQ]	[RE]	[NE]	[TQ]	[AQ]	[SC]																																																																																																																
GPT-4.1-2025-04-14	No	No	No	Yes	✗	Yes	Yes	No	✗																																																																																																																
Grok-4	No	No	No	Yes	0	Yes	Yes	No	✗																																																																																																																
Llama-3.2-90B-Vision-Instruct	Yes	No	No	No	✗	✓	✗	Yes	✗																																																																																																																
Pixtral-12B	Yes	Yes	No	No	✗	No	No	No	✗																																																																																																																
O3	No	No	No	Yes	0	No	No	Yes	No																																																																																																																

Figure 2: An illustration of the TQA-to-MMQA transformation, expert annotation, and LMM judge evaluation, including: 1) the full conversion of a TQA into an MMQA, 2) the expert annotation sample for the corresponding MMQA generation case, based on the proposed quality rubric, and 3) the evaluation results of LMMs with their correctness indicated against expert annotations.

mapping of overlap categories. The CM score is defined as:

$$\text{CM}(Q_m) = \frac{1}{3} \left((1 - \mathbb{I}[p_s(T)]) + (1 - \mathbb{I}[p_s(I)]) + \beta[f_s(T, I)] \right), \quad (2)$$

where we set $\beta[\text{Partial}] = 0.75$, $\beta[\text{None}] = 0.25$, and $\beta[\text{Complete}] = 0$.

Principle 3: Standalone Quality (QT). This principle assesses the intrinsic quality of each modal. We define $\mathcal{P}_{\text{QT}} = \{p_{\text{nat}}(T), p_{\text{tech}}(I), p_{\text{aes}}(I), p_{\text{sem}}(I)\}$, covering textual fluency and visual adequacy. The QT score is the average success rate:

$$\text{QT}(Q_m) = \frac{1}{|\mathcal{P}_{\text{QT}}|} \sum_{p \in \mathcal{P}_{\text{QT}}} \mathbb{I}[p(Q_m)]. \quad (3)$$

Final Aggregated Score (AVG). The overall score is a weighted sum of the three principles:

$$\text{AVG} = \alpha_{\text{IC}} \cdot \text{IC}(Q_m, Q_s) + \alpha_{\text{CM}} \cdot \text{CM}(Q_m) + \alpha_{\text{QT}} \cdot \text{QT}(Q_m), \quad (4)$$

with $\alpha_{\text{IC}} + \alpha_{\text{CM}} + \alpha_{\text{QT}} = 1$. We set $\alpha_{\text{IC}} = 0.3$, $\alpha_{\text{CM}} = 0.3$, and $\alpha_{\text{QT}} = 0.4$, reflecting that standalone quality is a prerequisite for usability.

4 BENCHMARK CONSTRUCTION

In this section, we first introduce the TQA collection (§4.1). Then, we construct a benchmark for TQA-to-MMQA generation (§4.2), and finally, we validate the capabilities of popular LMMs as automated judges for MMQA quality evaluation (§4.3). A corresponding case is shown in Figure 2, which illustrates the TQA-to-MMQA transformation, expert annotation based on the proposed rubric, and the comparison of LMM judgments with human annotations.

4.1 TQA COLLECTION

We begin by sampling candidate TQAs from multiple authoritative scientific benchmarks (Rein et al., 2024; Wang et al., 2025c) to ensure diversity and disciplinary breadth. An LMM is then employed to automatically detect which questions are suitable for transformation into multi-modal form, discarding those that lack clear visualizable elements. Next, human experts review the remaining

Algorithm 1 Q-Mirror: Iterative Refinement Workflow

```

1: Input: Original TQA  $Q_s$ , Quality Threshold  $\tau$ , Max Iterations  $N$ , Candidates per Iteration  $K$ .
2: Output: High-quality MMQA  $Q_m^*$ .
3: Initialize  $feedback \leftarrow \text{null}$ ,  $best\_score \leftarrow -\infty$ ,  $Q_m^* \leftarrow \text{null}$ 
4: for  $i \leftarrow 1$  to  $N$  do
5:   Candidates  $\leftarrow \text{Planner.GenerateCandidates}(Q_s, feedback, K)$ 
6:    $best\_cand, best\_score\_curr, judgments \leftarrow \text{Evaluation.EvaluateBatch}(\text{Candidates})$ 
7:   if  $best\_score\_curr > best\_score$  then
8:      $best\_score \leftarrow best\_score\_curr$ 
9:      $Q_m^* \leftarrow best\_cand$ 
10:  end if
11:  if  $best\_score \geq \tau$  then break
12:  end if
13:   $feedback \leftarrow \text{Controller.GenerateFeedback}(judgments)$ 
14: end for
15: return  $Q_m^*$ 

```

questions to verify their scientific value, refine their formulations, and guarantee balanced coverage across 22 scientific disciplines. Finally, the curated pool is partitioned into two subsets according to difficulty, determined jointly by dataset-provided difficulty labels and expert judgment: **Q-Mirror-Expert (310 questions)** focuses on frontier or interdisciplinary concepts that often lack standard visual representations, while **Q-Mirror-Grad (130 questions)** targets well-established graduate-level knowledge requiring precise visual reproduction of structured scientific information. Further details on TQA Collection are provided in Appendix A.

4.2 MMQA GENERATION BENCHMARK

To establish a gold-standard benchmark for MMQA generation, we institute a rigorous human evaluation protocol grounded in our core principles (§3.2). We assemble a panel of 50 domain experts, primarily researchers in STEM fields, who experience an intensive training and calibration process. Each model-generated MMQA is independently assessed by at least two experts using the fine-grained rubric that is based on our principles. Experts assign multi-dimensional scores and provide textual justifications for any identified flaws. This effort culminates in the MMQA generation benchmark, a dataset enriched with expert-verified quality labels. A complete formalization of our rubric, including detailed guidelines and examples provided to annotators, is available in Appendix C.

4.3 MMQA EVALUATION BENCHMARK

While human annotation provides the gold standard, its high cost and low scalability are critical bottlenecks for iterative development. To overcome this, we systematically evaluate the viability of state-of-the-art LMMs as scalable, automated judges. We prompt a diverse suite of ten LMMs to score the MMQAs from our benchmark. Each LMM judge is provided with a structured prompt containing the detailed multi-dimensional rubric (identical to the one used by human experts), and a required JSON output format. We then measure the alignment between the LMM-generated scores and the human ground truth. The complete prompt templates are provided in Appendix D.

5 PRELIMINARY SOLUTION

Building upon the validated reliability of automated judges, we present the complete Q-Mirror Agent. It is an autonomous system that orchestrates generation and refinement within a closed-loop workflow, as detailed in Algorithm 1. The details are as follows:

1) *The Planner Stage.* The Q-Mirror begins with the Planner, a module that produces K candidate MMQAs from a given TQA. For each candidate, the Planner simultaneously 1) reformulates the textual component through a process that involves identifying parts best converted to visuals, replacing them with explicit placeholders, and rephrasing the context, and 2) generates a detailed visual description. This description is then immediately converted into a rendered image via a coupled T2I model, yielding a complete MMQA. Importantly, the Planner is feedback-aware: in subsequent iterations, it conditions its generation not only on the source TQA but also on structured revision signals provided by the Controller, enabling progressive improvement.

2) *The Evaluator Stage.* The resulting candidates are then subjected to the Evaluator, carried out by M top-performing LMMs ranked in our benchmark (§4.3). The ensemble not only assigns rubric-based

Table 3: Performance of model families (*the description generator and image generator from the same family, details in §6.1*) on MMQA generation benchmark, top performance highlighted. The scores are all rescaled to a 0-100 range for presentation.

Model Family	IL	IA	IC	SI	SQ	RE	CM	NE	TQ	AQ	SC	QT	AVG	RK
<i>Performance on Q-Mirror-Expert</i>														
Doubao Family	61.54	85.39	73.46	100.00	90.65	18.55	69.73	99.68	77.69	69.23	29.23	68.96	70.54	4
Qwen2 Family	76.15	73.08	74.62	99.03	83.23	51.92	78.06	97.74	72.46	71.46	33.08	68.69	73.28	2
Grok Family	62.31	75.48	68.90	99.03	85.48	60.40	81.64	90.97	75.00	69.23	26.92	65.53	71.37	3
GPT Family	71.54	80.77	76.15	100.00	88.71	71.94	86.88	98.07	80.00	69.23	26.92	68.55	76.33	1
Qwen-VL Family	64.96	71.47	68.22	100.00	80.72	51.95	77.56	98.70	75.35	59.69	27.09	65.21	69.81	5
Q-Mirror Agent	79.29	84.36	81.83	100	91.58	75.49	89.03	100	82.63	78.69	52.65	78.49	82.65	/
<i>Performance on Q-Mirror-Grad</i>														
Doubao Family	88.39	87.42	87.90	100.00	90.77	45.19	78.65	100.00	79.36	79.03	30.00	68.96	77.55	2
Qwen2 Family	85.48	73.87	79.68	99.23	90.77	55.24	81.75	100.00	78.71	78.39	39.03	68.69	75.90	3
Grok Family	80.65	80.00	80.32	100.00	93.08	60.85	84.64	97.69	81.61	75.16	32.26	65.53	75.70	4
GPT Family	83.23	96.13	89.68	100.00	89.23	72.69	87.31	100.00	77.74	80.32	29.44	68.55	80.52	1
Qwen-VL Family	85.44	72.25	78.84	97.67	91.47	60.41	83.19	99.23	81.43	72.96	28.66	65.21	74.69	5
Q-Mirror Agent	87.98	94.63	91.30	100	92.15	82.65	91.60	100	84.97	86.35	57.67	78.49	86.267	/
<i>Performance on Q-Mirror-(Expert+Grad)</i>														
Doubao Family	69.47	85.99	77.73	100.00	90.68	26.42	72.37	99.77	78.18	72.13	29.46	72.10	73.87	4
Qwen2 Family	78.91	73.31	76.11	99.09	85.45	52.90	79.15	98.41	74.31	73.51	34.84	74.03	76.19	2
Grok Family	67.73	76.82	72.27	99.32	87.73	60.53	82.53	92.95	76.95	70.98	28.50	71.68	75.11	3
GPT Family	74.99	85.31	80.15	100.00	88.86	72.16	87.01	98.64	79.33	72.51	27.67	71.88	78.90	1
Qwen-VL Family	71.01	71.70	71.36	99.31	83.89	54.45	79.22	98.85	77.15	63.61	27.55	70.57	73.40	5
Q-Mirror Agent	81.86	87.40	84.63	100	91.75	77.61	89.79	100	83.32	80.95	54.13	82.25	85.22	/

quality scores but also provides qualitative judgments on critical flaws such as semantic omissions, factual inaccuracies, or weak cross-modal alignment, together with prescriptive suggestions on how these issues can be refined in the next iteration. If the best candidate already exceeds the predefined quality threshold τ , it is accepted as the final output. Otherwise, the collective feedback of the evaluators serves as the basis for refinement.

3) *The Controller Stage*. Finally, the Controller synthesizes the feedback of the ensemble into actionable, structured revision instructions. Rather than aggregating scores mechanically, the Controller prioritizes high-severity issues (e.g., factual errors) over superficial aspects (e.g., stylistic variation), thereby guiding the Planner toward substantive improvements. The refined instructions are then returned to the Planner, which regenerates a new batch of candidates. This cycle of *generation-evaluation-revision* continues until a candidate surpasses the quality threshold or the maximum number of iterations N is reached.

6 EXPERIMENTS

A series of experiments are conducted to validate the proposed framework, designed to answer three key questions: 1) How do the generation models perform on the TQA-to-MMQA transformation task? 2) How reliable are leading understanding models as MMQA quality judges compared to human experts? 3) How effectively does the proposed Q-Mirror agent improve MMQA quality?

6.1 EXPERIMENTAL SETUP

Models Families for MMQA Generation. For MMQA generation, we benchmark five diverse model families, including proprietary and prominent open-source leaders, including the **GPT Family** (*GPT-4.1-2025-04-14* (OpenAI, 2025a), *GPT-Image-1* (OpenAI, 2025b)), the **Doubao Family** (*Doubao-1-5-Thinking-Pro-250415* (ByteDance, 2024), *Doubao-Seedream-3-0-T2I-25041* (Gao et al., 2025)), the **Qwen2 Family** (*Qwen2-VL-72B-Instruct* (Wang et al., 2024b), *Wanx2.1-T2I-Plus* (Wan et al., 2025)), the **Grok Family** (*Grok-4* (xAI, 2025b), *Grok-2-Image* (xAI, 2025a)), and **Qwen-VL Family** (*Qwen-VL-Max-Latest* (Bai et al., 2023), *Qwen-Image* (Wu et al., 2025)). By adopting intra-family model pairing to reduce architectural inconsistencies and modal gaps, this strategy enables a more accurate comparison of different model families in scientific T2I generation, particularly in evaluating semantic alignment and content faithfulness.

Models for MMQA Evaluation. For the MMQA quality judge evaluation, we assess ten powerful LLMs including *Qwen2-VL-72B-Instruct* (Wang et al., 2024b), *Claude-Sonnet-4* (Anthropic, 2025), *DeepSeek-VL2* (Wu et al., 2024), *Doubao-1-5-Vision-Pro-250328* (ByteDance, 2024), *Gemini-2.5-Pro* (Team et al., 2023), *GPT-4.1-2025-04-14* (OpenAI, 2025a), *Grok-4* (xAI, 2025b), *Llama-3.2-90B-Vision* (Grattafiori et al., 2024), *Pixtral-12B* (Agrawal et al., 2024), and *O3* (OpenAI, 2025c), to cover a range of architectures. All models are evaluated against our multi-dimensional rubric (§5).

Table 4: Performance on MMQA evaluation benchmark. 10 LMMs are evaluated by measuring the alignment of their scores with human expert annotations, with the best performance highlighted. The scores are all rescaled to a 0-100 range for presentation.

Model	IL	IA	IC	SI	SQ	RE	CM	NE	TQ	AQ	SC	QT	AVG	RK
<i>Judge Alignment on Q-Mirror-Expert</i>														
Qwen2-VL-72B-Instruct	62.31	31.94	47.12	95.81	47.42	26.13	56.45	39.03	82.58	31.29	48.39	50.32	51.20	8
Claude-Sonnet-4	71.93	46.92	59.42	96.77	30.32	38.06	55.05	53.42	79.19	47.90	46.45	56.74	57.04	5
DeepSeek-VL2	60.77	31.54	46.15	91.85	20.32	24.19	45.45	36.45	89.81	37.42	55.81	43.23	44.77	10
Doubao-1.5-Vision-Pro	65.38	37.15	51.27	97.92	61.61	26.77	62.10	32.26	59.29	39.35	57.10	47.00	52.81	6
Gemini-2.5-Pro	72.69	42.46	57.58	99.68	50.97	30.32	60.32	52.06	87.61	38.28	51.61	57.39	58.33	4
GPT-4.1	70.00	39.35	54.68	96.77	45.48	34.19	58.82	46.45	96.45	57.10	49.32	62.33	58.98	2
Grok-4	71.54	47.74	59.64	95.48	26.77	42.90	55.05	54.62	83.87	55.48	68.71	65.67	60.68	1
Llama-3.2-90B-Vision	63.08	41.55	52.31	89.92	29.35	27.74	49.01	48.06	87.71	40.32	38.39	53.62	51.84	7
Pixtral-12B	60.50	39.26	49.88	90.58	34.52	20.97	48.69	44.85	83.87	26.77	40.65	49.03	49.18	9
O3	72.31	52.03	62.17	98.54	42.10	24.74	55.13	47.85	82.90	45.16	57.74	58.41	58.55	3
<i>Judge Alignment on Q-Mirror-Expert</i>														
Qwen2-VL-72B-Instruct	74.10	43.85	58.97	100.00	70.77	33.08	67.95	42.77	88.46	35.71	49.31	54.06	59.70	7
Claude-Sonnet-4	84.68	51.94	68.31	100.00	73.08	40.77	71.28	51.77	80.77	49.23	49.54	57.83	65.01	3
DeepSeek-VL2	77.39	36.13	56.76	92.52	67.25	36.15	65.31	46.29	89.38	41.54	56.54	48.12	55.87	10
Doubao-1.5-Vision-Pro	76.55	42.77	59.66	100.00	70.77	26.15	65.64	45.38	63.08	44.65	56.92	55.13	59.64	8
Gemini-2.5-Pro	83.55	47.85	65.70	99.68	63.85	26.92	63.48	52.23	88.54	37.69	56.92	58.85	62.29	5
GPT-4.1	84.84	63.85	74.34	100.00	71.54	37.69	69.74	57.54	97.69	62.31	60.15	69.42	71.00	1
Grok-4	82.71	52.92	67.82	96.15	65.38	37.77	51.58	57.26	91.77	56.15	70.77	68.99	63.41	4
Llama-3.2-90B-Vision	73.52	42.31	57.91	91.87	56.11	46.92	64.97	49.23	88.69	56.92	40.69	58.88	60.42	6
Pixtral-12B	74.52	46.45	60.48	91.17	68.16	26.92	62.08	46.68	86.89	27.65	51.62	53.21	58.05	9
O3	86.87	55.38	71.13	98.46	68.77	37.10	68.11	60.97	86.15	52.73	59.23	64.77	67.68	2
<i>Judge Alignment on Q-Mirror-(Expert+Grad)</i>														
Qwen2-VL-72B-Instruct	65.79	35.45	50.62	97.05	54.32	28.18	59.85	40.14	84.32	32.60	48.66	51.43	53.71	8
Claude-Sonnet-4	75.69	48.40	62.05	97.73	42.95	38.86	59.85	52.93	79.66	48.30	47.36	57.06	59.39	5
DeepSeek-VL2	65.68	32.89	49.29	92.04	34.19	27.73	51.32	39.36	89.68	38.64	56.02	55.92	52.55	9
Doubao-1.5-Vision-Pro	68.68	38.81	53.75	98.54	64.32	26.59	63.15	36.14	60.41	40.92	57.05	48.63	54.52	6
Gemini-2.5-Pro	75.90	44.05	59.98	99.68	54.77	29.32	61.26	52.11	87.89	38.11	53.18	57.82	59.50	4
GPT-4.1	74.38	46.59	60.49	97.73	53.18	35.23	62.05	49.73	96.82	58.64	52.52	64.43	62.53	2
Grok-4	74.84	49.27	62.06	95.68	38.18	41.39	58.42	55.40	86.20	55.68	69.32	66.65	62.80	1
Llama-3.2-90B-Vision	66.16	41.77	53.97	90.50	37.26	33.41	53.72	48.41	88.00	45.23	39.07	55.18	54.38	7
Pixtral-12B	64.64	41.38	53.01	90.76	44.45	22.73	52.65	45.39	84.76	27.03	43.89	50.27	51.80	10
O3	76.61	53.02	64.82	98.52	49.98	28.39	58.96	51.72	83.86	47.40	58.18	60.29	61.25	3

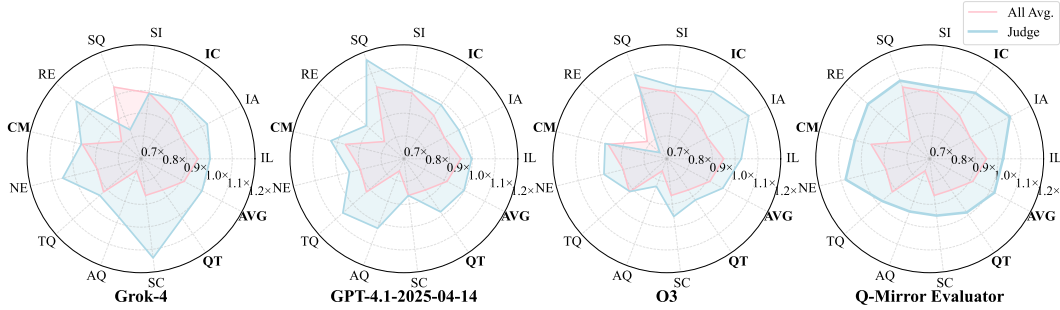


Figure 3: Performance comparison for the top-3 judge models and Q-Mirror *Evaluator* (judge ensemble group). In each chart, the **red line** shows the ratio between the overall average of all ten judges and the average of the top three (Avg10/AvgTop-3). The **blue line** indicates the relative performance of the current judge (or ensemble) compared with the top-three average (Scorecurrent/AvgTop-3).

Q-Agent Parameters Setup. In practice, we set $\tau = 80.0$ (the acceptance threshold score), $M = 3$ (the number of top-performing LMMs in ensemble), $N = 5$ (the maximum number of refinement iterations), and $K = 4$ (the number of candidates generated per iteration) for Q-Mirror, balancing efficiency and reliability. In addition to reporting the AVG, the *pass rate* is also defined as the proportion of MMQAs whose AVG exceeds the acceptance threshold $\tau = 80.0$. This metric reflects not only average improvements but also the robustness of the system in consistently producing high-quality outputs. Moreover, the Q-Mirror agent *Planner* is instantiated with *GPT-Image-1*). The *Evaluator* module is an ensemble of the top-three performing judges identified in the evaluation benchmark: *Grok-4*, *GPT-4.1-2025-04-14*, and *O3*. The specific prompts used for generation and evaluation are detailed in Appendix B, Appendix C, and Appendix D.

6.2 FINDINGS

Finding for MMQA Generation. As shown in Table 3, the **GPT Family** achieves the highest overall quality with an average score of 78.90, which highlights its strong capability for scientific T2I tasks and underscores its potential as the base module for Q-Mirror. Secondly, a clear trend emerges across all model families: performance on Q-Mirror-Grad consistently surpasses that on




Figure 4: Dimensional SRCC correlations of MMQA evaluation, following the setting of Redundancy Principle (Zhang et al., 2025c). Higher and darker bars indicate stronger agreement between the corresponding dimensions.

Q-Mirror-Expert. This gap might indicate that current models handle structured knowledge with standard visual patterns more effectively than expert-level concepts that lack canonical visualizations. Thirdly, a consistent pattern is observed across all model families: they achieve near-perfect scores on the SI dimension (i.e., whether the question can be solved from the image alone). This indicates that the generated scientific images are reasonably self-contained without revealing the answer directly. In contrast, their performance on the SC dimension (i.e., whether the image is plausible and scientifically sound) is consistently poor. This stark disparity highlights a significant limitation of current T2I models, particularly in rendering legible text and ensuring scientific plausibility, indicating a substantial gap that must be bridged for practical application.

Findings for MMQA Evaluation. Table 4 reveals two key observations. First, judge performance is clearly stratified: a top tier led by *Grok-4* achieves the highest agreement with human annotations (62.80%), whereas several weaker models fall below 55%. Second, task difficulty varies with the abstraction level. All judges align more closely with humans on Q-Mirror-Grad than on Q-Mirror-Expert. For instance, *Claude-Sonnet-4* improves from 58.98% on Expert to 71.00% on Grad, reflecting that graduate-level questions admit more objective criteria, while expert-level questions involve subjective reasoning, which increase divergence. Third, as illustrated in Figure 4, the correlations among the major dimensions (e.g., IC, CM, QT) are low, which validates the overall non-redundancy of the benchmark design (Zhang et al., 2025c). Furthermore, this result indirectly affirms the effectiveness of the proposed quality principles.

6.3 PERFORMANCE OF Q-MIRROR

The findings above highlight the risk of relying on a single judge, as its biases would directly affect evaluation, especially for complex scientific content. To mitigate this, we adopt a Judge Ensemble for Q-Mirror composed of the top three models *Grok-4*, *GPT-4.1-2025-04-14*, and *O3* (judge performance shown in Figure 3), which aggregates diverse perspectives, reduces model-specific bias. In total, the judge ensemble provides more stable and reliable feedback across dimensions, mitigates single-model biases, and guarantees closer alignment with human judgment.

In addition, Table 3 demonstrates that the Q-Mirror agent consistently outperforms all baseline families, improving the overall average score from 78.90 to 85.22 and raising the pass rate from 72% to 95% (definition in §6.1). This demonstrates that Q-Mirror not only enhances overall quality but also ensures greater stability and consistency in producing high-quality MMQAs. Further analysis reveals critical insights: While models excel at solvability from images alone, they consistently struggle with scientific plausibility, underscoring the difficulty of rendering domain-accurate visuals. Moreover, the greater improvements on expert-level tasks suggest that Q-Mirror is particularly valuable for challenging, less standardized scientific problems.

7 CONCLUSION

This work addresses the critical scarcity of multi-modal scientific QA pairs by introducing Q-Mirror, a systematic framework for converting TQAs into high-quality MMQAs. Our contributions are threefold. First, we establish a **transformation pipeline and comprehensive quality rubric** that define principles for effective SMQ-to-MMQA transformation. Second, we introduce **two extensive**

benchmarks for MMQA generation and evaluation, revealing distinct strengths and weaknesses in current state-of-the-art models. Third, we implement the **Q-Mirror**, an autonomous system that integrates generation and judgment through iterative refinement. The agent achieves an average quality score of 85.22 and a 95% pass rate, demonstrating the efficacy of our feedback-driven architecture. By unlocking the multi-modal potential of text-based corpora, Q-Mirror provides a scalable and cost-effective approach to advance scientific AI evaluation and support the development of next-generation reasoning models.

REFERENCES

- Pravesh Agrawal, Szymon Antoniak, Emma Bou Hanna, Baptiste Bout, Devendra Chaplot, Jessica Chudnovsky, Diogo Costa, Baudouin De Monicault, Saurabh Garg, Theophile Gervet, et al. Pixtral 12b. *arXiv preprint arXiv:2410.07073*, 2024.
- Anthropic. Introducing claude 4. <https://www.anthropic.com/news/claude-4>, May 2025.
- Jinze Bai, Shuai Bai, Yunfei Chu, Zeyu Cui, Kai Dang, Xiaodong Deng, Yang Fan, Wenbin Ge, Yu Han, Fei Huang, et al. Qwen technical report. *arXiv preprint arXiv:2309.16609*, 2023.
- Lei Bai, Zhongrui Cai, Yuhang Cao, Maosong Cao, Weihao Cao, Chiyu Chen, Haojiong Chen, Kai Chen, Pengcheng Chen, Ying Chen, et al. Intern-s1: A scientific multimodal foundation model, 2025. URL <https://arxiv.org/abs/2508.15763>.
- ByteDance. Doubao model series. <https://www.doubao.com/>, 2024.
- Chi-Min Chan, Weize Chen, Yusheng Su, Jianxuan Yu, Wei Xue, Shanghang Zhang, Jie Fu, and Zhiyuan Liu. Chateval: Towards better llm-based evaluators through multi-agent debate, 2023. URL <https://arxiv.org/abs/2308.07201>.
- Seunghyuk Cho, Zhenyue Qin, Yang Liu, Youngbin Choi, Seungbeom Lee, and Dongwoo Kim. Plane geometry problem solving with multi-modal reasoning: A survey, 2025. URL <https://arxiv.org/abs/2505.14340>.
- Yu Gao, Lixue Gong, Qiushan Guo, Xiaoxia Hou, Zhichao Lai, Fanshi Li, Liang Li, Xiaochen Lian, Chao Liao, Liyang Liu, et al. Seedream 3.0 technical report. *arXiv preprint arXiv:2504.11346*, 2025.
- Aaron Grattafiori, Abhimanyu Dubey, Abhinav Jauhri, Abhinav Pandey, Abhishek Kadian, Ahmad Al-Dahle, Aiesha Letman, Akhil Mathur, Alan Schelten, Alex Vaughan, et al. The llama 3 herd of models. *arXiv preprint arXiv:2407.21783*, 2024.
- Dan Hendrycks, Collin Burns, Steven Basart, Andy Zou, Mantas Mazeika, Dawn Song, and Jacob Steinhardt. Measuring massive multitask language understanding. *arXiv preprint arXiv:2009.03300*, 2020.
- Dan Hendrycks, Collin Burns, Saurav Kadavath, Akul Arora, Steven Basart, Eric Tang, Dawn Song, and Jacob Steinhardt. Measuring mathematical problem solving with the math dataset, 2021. URL <https://arxiv.org/abs/2103.03874>.
- Ming Hu, Chenglong Ma, Wei Li, Wanghan Xu, Jiamin Wu, Jucheng Hu, Tianbin Li, Guohang Zhuang, Jiaqi Liu, Yingzhou Lu, Ying Chen, et al. A survey of scientific large language models: From data foundations to agent frontiers, 2025. URL <https://arxiv.org/abs/2508.21148>.
- Yuzhen Huang, Yuzhuo Bai, Zhihao Zhu, Junlei Zhang, Jinghan Zhang, Tangjun Su, Junteng Liu, Chuancheng Lv, Yikai Zhang, Yao Fu, et al. C-eval: A multi-level multi-discipline chinese evaluation suite for foundation models. *Advances in Neural Information Processing Systems*, 36: 62991–63010, 2023.
- Mandar Joshi, Eunsol Choi, Daniel S. Weld, and Luke Zettlemoyer. Triviaqa: A large scale distantly supervised challenge dataset for reading comprehension. *CoRR*, abs/1705.03551, 2017. URL <http://arxiv.org/abs/1705.03551>.

- Aniruddha Kembhavi, Mike Salvato, Eric Kolve, Minjoon Seo, Hannaneh Hajishirzi, and Ali Farhadi. A diagram is worth a dozen images. In *European conference on computer vision*, pp. 235–251. Springer, 2016.
- Stefan Küchemann, Karina E. Avila, Yavuz Dinc, Chiara Hortmann, Natalia Revenga, Verena Ruf, Niklas Stausberg, Steffen Steinert, Frank Fischer, Martin Fischer, Enkelejda Kasneci, Gjergji Kasneci, Thomas Kuhr, Gitta Kutyniok, Sarah Malone, Michael Sailer, Albrecht Schmidt, Matthias Stadler, Jochen Weller, and Jochen Kuhn. On opportunities and challenges of large multi-modal foundation models in education. *npj Science of Learning*, 10(1):11, 2025. doi: 10.1038/s41539-025-00301-w. URL <https://doi.org/10.1038/s41539-025-00301-w>.
- Haonan Li, Yixuan Zhang, Fajri Koto, Yifei Yang, Hai Zhao, Yeyun Gong, Nan Duan, and Timothy Baldwin. Cmmu: Measuring massive multitask language understanding in chinese, 2024a. URL <https://arxiv.org/abs/2306.09212>.
- Junxian Li et al. Chemvllm: Exploring the power of multimodal large language models in chemistry area. In *Proceedings of the AAAI Conference on Artificial Intelligence*, volume 39, 2025.
- Lin Li, Guikun Chen, Hanrong Shi, Jun Xiao, and Long Chen. A survey on multimodal benchmarks: In the era of large ai models, 2024b. URL <https://arxiv.org/abs/2409.18142>.
- Yinhong Liu, Han Zhou, Zhijiang Guo, Ehsan Shareghi, Ivan Vulić, Anna Korhonen, and Nigel Collier. Aligning with human judgement: The role of pairwise preference in large language model evaluators, 2025. URL <https://arxiv.org/abs/2403.16950>.
- Zichang Liu, Zhiqiang Tang, Xingjian Shi, Aston Zhang, Mu Li, Anshumali Shrivastava, and Andrew Gordon Wilson. Learning multimodal data augmentation in feature space, 2023. URL <https://arxiv.org/abs/2212.14453>.
- Pan Lu, Swaroop Mishra, Tanglin Xia, Liang Qiu, Kai-Wei Chang, Song-Chun Zhu, Oyvind Tafjord, Peter Clark, and Ashwin Kalyan. Learn to explain: Multimodal reasoning via thought chains for science question answering. *Advances in Neural Information Processing Systems*, 35:2507–2521, 2022.
- Pan Lu, Hritik Bansal, Tony Xia, Jiacheng Liu, Chunyuan Li, Hannaneh Hajishirzi, Hao Cheng, Kai-Wei Chang, Michel Galley, and Jianfeng Gao. Mathvista: Evaluating mathematical reasoning of foundation models in visual contexts. *arXiv preprint arXiv:2310.02255*, 2023.
- Maizhen Ning, Qiu-Feng Wang, Kaizhu Huang, and Xiaowei Huang. A symbolic character-aware model for solving geometry problems, 2023. URL <https://arxiv.org/abs/2308.02823>.
- OpenAI. Introducing gpt-4.1 in the api. <https://openai.com/index/gpt-4-1/>, 4 2025a.
- OpenAI. Image generation: Learn how to generate or edit images. <https://platform.openai.com/docs/guides/image-generation?image-generation-model=gpt-image-1>, 5 2025b.
- OpenAI. Introducing openai o3 and o4-mini. <https://openai.com/zh-Hans-CN/index/introducing-o3-and-o4-mini>, 2025c.
- Long Phan, Alice Gatti, Ziwen Han, Nathaniel Li, Josephina Hu, Hugh Zhang, Chen Bo Calvin Zhang, Mohamed Shaaban, John Ling, et al. Humanity’s last exam, 2025. URL <https://arxiv.org/abs/2501.14249>.
- Chuan Qin, Xin Chen, Chengrui Wang, Pengmin Wu, Xi Chen, Yihang Cheng, Jingyi Zhao, Meng Xiao, Xiangchao Dong, Qingqing Long, Boya Pan, Han Wu, Chengzan Li, Yuanchun Zhou, Hui Xiong, and Hengshu Zhu. Sci-horizon: Benchmarking ai-for-science readiness from scientific data to large language models, 2025. URL <https://arxiv.org/abs/2503.13503>.
- David Rein, Betty Li Hou, Asa Cooper Stickland, Jackson Petty, Richard Yuanzhe Pang, Julien Dirani, Julian Michael, and Samuel R Bowman. Gpqa: A graduate-level google-proof q&a benchmark. In *First Conference on Language Modeling*, 2024.

- Liangtai Sun, Yang Han, Zihan Zhao, Da Ma, Zhennan Shen, Baocai Chen, Lu Chen, and Kai Yu. Scieval: A multi-level large language model evaluation benchmark for scientific research, 2024. URL <https://arxiv.org/abs/2308.13149>.
- Sijun Tan, Siyuan Zhuang, Kyle Montgomery, William Y. Tang, Alejandro Cuadron, Chenguang Wang, Raluca Ada Popa, and Ion Stoica. Judgebench: A benchmark for evaluating llm-based judges, 2025. URL <https://arxiv.org/abs/2410.12784>.
- Gemini Team et al. Gemini: a family of highly capable multimodal models. *arXiv preprint arXiv:2312.11805*, 2023.
- P Team, Xinrun Du, Yifan Yao, Kaijing Ma, Bingli Wang, Tianyu Zheng, King Zhu, Minghao Liu, Yiming Liang, et al. Supergpqa: Scaling llm evaluation across 285 graduate disciplines, 2025. URL <https://arxiv.org/abs/2502.14739>.
- Pablo Villalobos, Anson Ho, Jaime Sevilla, Tamay Besiroglu, Lennart Heim, and Marius Hobbhahn. Will we run out of data? limits of llm scaling based on human-generated data. *arXiv preprint arXiv:2211.04325*, 2022.
- Manya Wadhwa, Jifan Chen, Junyi Jessy Li, and Greg Durrett. Using natural language explanations to rescale human judgments, 2025. URL <https://arxiv.org/abs/2305.14770>.
- Team Wan, Ang Wang, Baole Ai, Bin Wen, Chaojie Mao, Chen-Wei Xie, Di Chen, Feiwei Yu, Haiming Zhao, Jianxiao Yang, et al. Wan: Open and advanced large-scale video generative models. *arXiv preprint arXiv:2503.20314*, 2025.
- Junying Wang, Wenzhe Li, Yalun Wu, Yingji Liang, Yijin Guo, Chunyi Li, Haodong Duan, Zicheng Zhang, and Guangtao Zhai. Affordance benchmark for mllms. *arXiv preprint arXiv:2506.00893*, 2025a.
- Junying Wang, Hongyuan Zhang, and Yuan Yuan. Adv-cpg: A customized portrait generation framework with facial adversarial attacks. In *Proceedings of the Computer Vision and Pattern Recognition Conference (CVPR)*, pp. 21001–21010, June 2025b.
- Junying Wang, Zicheng Zhang, Yijin Guo, Farong Wen, Ye Shen, Yingji Liang, Yalun Wu, Wenzhe Li, Chunyi Li, Zijian Chen, Qi Jia, and Guangtao Zhai. The ever-evolving science exam, 2025c. URL <https://arxiv.org/abs/2507.16514>.
- Lei Wang, Yi Hu, Jiabang He, Xing Xu, Ning Liu, Hui Liu, and Heng Tao Shen. T-sciq: Teaching multimodal chain-of-thought reasoning via large language model signals for science question answering. *Proceedings of the AAAI Conference on Artificial Intelligence*, 38(17):19162–19170, Mar. 2024a.
- Peng Wang, Shuai Bai, Sinan Tan, Shijie Wang, Zhihao Fan, Jinze Bai, Keqin Chen, Xuejing Liu, Jialin Wang, Wenbin Ge, et al. Qwen2-vl: Enhancing vision-language model’s perception of the world at any resolution. *arXiv preprint arXiv:2409.12191*, 2024b.
- Yaoting Wang, Shengqiong Wu, Yuecheng Zhang, Shuicheng Yan, Ziwei Liu, Jiebo Luo, and Hao Fei. Multimodal chain-of-thought reasoning: A comprehensive survey, 2025d. URL <https://arxiv.org/abs/2503.12605>.
- Yubo Wang, Xueguang Ma, Ge Zhang, Yuansheng Ni, Abhranil Chandra, Shiguang Guo, Weiming Ren, Aaran Arulraj, Xuan He, Ziyang Jiang, Tianle Li, Max Ku, Kai Wang, Alex Zhuang, Rongqi Fan, Xiang Yue, and Wenhu Chen. Mmlu-pro: A more robust and challenging multi-task language understanding benchmark, 2024c. URL <https://arxiv.org/abs/2406.01574>.
- Zaitian Wang, Pengfei Wang, Kunpeng Liu, Pengyang Wang, Yanjie Fu, Chang-Tien Lu, Charu C. Aggarwal, Jian Pei, and Yuanchun Zhou. A comprehensive survey on data augmentation, 2025e. URL <https://arxiv.org/abs/2405.09591>.
- Chenfei Wu, Jiahao Li, Jingren Zhou, Junyang Lin, Kaiyuan Gao, Kun Yan, Sheng-ming Yin, Shuai Bai, Xiao Xu, Yilei Chen, et al. Qwen-image technical report. *arXiv preprint arXiv:2508.02324*, 2025.

- Zhiyu Wu, Xiaokang Chen, Zizheng Pan, Xingchao Liu, Wen Liu, Damai Dai, Huazuo Gao, Yiyang Ma, Chengyue Wu, Bingxuan Wang, Zhenda Xie, Yu Wu, Kai Hu, Jiawei Wang, Yaofeng Sun, Yukun Li, Yishi Piao, Kang Guan, Aixin Liu, Xin Xie, Yuxiang You, Kai Dong, Xingkai Yu, Haowei Zhang, Liang Zhao, Yisong Wang, and Chong Ruan. Deepseek-vl2: Mixture-of-experts vision-language models for advanced multimodal understanding, 2024. URL <https://arxiv.org/abs/2412.10302>.
- xAI. xai api guide: Image generations. <https://docs.x.ai/docs/guides/image-generations>, 2025a.
- xAI. Grok 4. <https://x.ai/news/grok-4>, July 2025b.
- Shukang Yin, Chaoyou Fu, Sirui Zhao, Ke Li, Xing Sun, Tong Xu, and Enhong Chen. A survey on multimodal large language models. *National Science Review*, 11(12), November 2024. ISSN 2053-714X. doi: 10.1093/nsr/nwae403. URL <http://dx.doi.org/10.1093/nsr/nwae403>.
- Xiang Yue, Yuansheng Ni, Kai Zhang, Tianyu Zheng, Ruqi Liu, Ge Zhang, Samuel Stevens, Dongfu Jiang, Weiming Ren, Yuxuan Sun, et al. Mmmu: A massive multi-discipline multimodal understanding and reasoning benchmark for expert agi. In *Proceedings of the IEEE/CVF Conference on Computer Vision and Pattern Recognition*, pp. 9556–9567, 2024.
- Jianshu Zhang, Dongyu Yao, Renjie Pi, Paul Pu Liang, and Yi R. Fung. Vlm2-bench: A closer look at how well vlms implicitly link explicit matching visual cues, 2025a. URL <https://arxiv.org/abs/2502.12084>.
- Zicheng Zhang, Junying Wang, Farong Wen, Yijin Guo, Xiangyu Zhao, Xinyu Fang, Shengyuan Ding, Ziheng Jia, Jiahao Xiao, Ye Shen, Yushuo Zheng, Xiaorong Zhu, Yalun Wu, Ziheng Jiao, Wei Sun, Zijian Chen, Kaiwei Zhang, Kang Fu, Yuqin Cao, Ming Hu, Yue Zhou, Xuemei Zhou, Juntao Cao, Wei Zhou, Jinyu Cao, Ronghui Li, Donghao Zhou, Yuan Tian, Xiangyang Zhu, Chunyi Li, Haoning Wu, Xiaohong Liu, Junjun He, Yu Zhou, Hui Liu, Lin Zhang, Zesheng Wang, Huiyu Duan, Yingjie Zhou, Xiongkuo Min, Qi Jia, Dongzhan Zhou, Wenlong Zhang, Jiezhong Cao, Xue Yang, Junzhi Yu, Songyang Zhang, Haodong Duan, and Guangtao Zhai. Large multimodal models evaluation: A survey. <https://github.com/aiben-ch/LMM-Evaluation-Survey>, 2025b. Project Page: AIBench, available online.
- Zicheng Zhang, Xiangyu Zhao, Xinyu Fang, Chunyi Li, Xiaohong Liu, Xiongkuo Min, Haodong Duan, Kai Chen, and Guangtao Zhai. Redundancy principles for mllms benchmarks, 2025c. URL <https://arxiv.org/abs/2501.13953>.
- Lianmin Zheng, Wei-Lin Chiang, Ying Sheng, Siyuan Zhuang, Zhanghao Wu, Yonghao Zhuang, Zi Lin, Zhuohan Li, Dacheng Li, Eric P. Xing, Hao Zhang, Joseph E. Gonzalez, and Ion Stoica. Judging llm-as-a-judge with mt-bench and chatbot arena, 2023. URL <https://arxiv.org/abs/2306.05685>.

A DATASET DETAILS

This section presents the methodology for constructing the Q-Mirror-Expert and Q-Mirror-Grad datasets. The design emphasizes quality, diversity, and evaluative power to enable rigorous multi-modal assessment.

Phase 1: Candidate Pool Construction We begin by sampling candidate TQAs from multiple authoritative scientific benchmarks (Rein et al., 2024; Wang et al., 2025c) to ensure disciplinary breadth and diversity. An LMM automatically filters questions, discarding those without clear visualizable components. Human experts then review the remaining items to verify their scientific accuracy, refine their formulations, and guarantee balanced coverage across 22 scientific disciplines. This process yields a curated pool of 440 high-quality TQAs.

Phase 2: Difficulty-based Partitioning The curated pool is then partitioned into two subsets according to difficulty, determined jointly by dataset-provided difficulty labels and expert judgment.

Q-MIRROR-EXPERT (EXPERT-LEVEL SUBSET) This subset consists of 310 questions (approximately 70% of the pool). It emphasizes **novelty, abstraction, and creativity**, including frontier and interdisciplinary concepts, highly abstract problems, and cases where no canonical visual representation exists. It thus evaluates higher-order reasoning and creative inference.

Q-MIRROR-GRAD (GRADUATE-LEVEL SUBSET) This subset contains 130 questions (approximately 30% of the pool). It emphasizes **structure, established knowledge, and accuracy**, covering mature scientific concepts with canonical visual forms such as molecular structures, circuit diagrams, or biological processes. It thereby measures fidelity in reproducing structured scientific information. The GPQA IDs included in this subset are listed in Table 5.

Table 5: GPQA Question IDs Included in Q-Mirror-Grad.

GPQA IDs														
0	1	2	4	7	8	9	12	13	14	15	16	17	18	19
20	22	23	24	25	27	28	30	32	33	35	36	37	38	40
41	42	43	44	45	46	47	48	49	50	52	54	55	56	58
60	61	62	63	64	66	67	68	71	72	74	75	76	77	78
80	81	82	84	85	86	87	88	89	90	91	92	93	94	95
96	97	98	99	100	101	102	105	107	109	110	112	113	114	115
116	117	118	120	121	123	125	126	127	128	130	131	132	138	140
141	142	144	145	147	148	149	150	152	153	154	155	157	158	159
160	161	162	163	168	169	174	175	191	194					

B HUMAN EVALUATION PROTOCOL

This section details the protocol employed for human expert evaluation, which serves as the gold standard for assessing MMQA quality and benchmarking LMMs as judges.

Annotator Background and Training We recruit a panel of 50 annotators, all of whom are Ph.D. students in STEM disciplines with undergraduate training in fields such as physics, chemistry, biology, or mathematics. Each annotator undergoes a standardized 4-hour training session, which includes:

- A comprehensive review of the formal MMQA quality rubric and its underlying principles (Section 3.2).
- An analysis of high- and low-quality MMQA examples illustrating common pitfalls such as information loss, redundant visuals, and factual inaccuracies.
- Practice rounds on 20 sample MMQAs, followed by a group discussion and calibration session to ensure consistent interpretation and application of scoring guidelines.

Periodic calibration sessions are further conducted to maintain consistency throughout the evaluation process.

Multimodal Question Manual Feedback System

选择文件 | gqqa.json
Please select one or more JSON files

Question 1 / 44 (ID: undefined)

Original Question: Two quantum states with energies E_1 and E_2 have a lifetime of 10^{-9} sec and 10^{-8} sec, respectively. We want to clearly distinguish these two energy levels. Which one of the following options could be their energy difference so that they can be clearly resolved?

Modified Question: Refer to the diagram below showing two quantum states and their respective lifetimes. We want to clearly distinguish these two energy levels. Which one of the following options could be their energy difference so that they can be clearly resolved? [IMAGE_1]

Standard Answer: None

Solution: None

a) Is there any critical information loss before and after the modification?

Yes

b) Is there any critical information gain before and after the modification?

Yes

c) For the transformed question, looking only at the image, can you solve the problem?

Yes

d) For the transformed question, looking only at the adapted question, can you solve the problem?

Yes

e) For the transformed question, is there any redundant information between the image and text (0: no redundancy, 1: partial, 2: complete)?

Yes

f) Is the transformed question logically consistent and the language natural?

Yes

h1) For the transformed question, does the technical quality of the image (noise, fractures, naturalness, distortion) meet the requirements?

Yes

h2) For the transformed question, does the aesthetic quality of the image (composition and design, visual elements and structure, technical execution, originality and creativity, theme and communication, emotion and audience response) meet the requirements?

Yes

i) For the transformed question, is the image plausible (text is reasonable, conforms to objective laws)?

Yes

j) Is it necessary for this question to be multimodal?

Yes

l) Final check and remarks

Save and Go to Next Question

Download Results JSON

Results Preview

```
[{"id": 0, "question": "Two quantum states with energies E1 and E2 have a lifetime of 10^-9 sec and 10^-8 sec, respectively. We want to clearly distinguish these two energy levels. Which one of the following options could be their energy difference so that they can be clearly resolved?", "options": [{"a": "10^-9 eV", "b": "10^-8 eV", "c": "10^-4 eV", "d": "10^-11 eV"}], "answer": "c", "domain": "Physics", "images": [{"placeholder": "[IMAGE_1]", "original_text": "Two quantum states with energies E1 and E2 have a lifetime of 10^-9 sec and 10^-8 sec, respectively.", "image_description": "A clean, neutral physics diagram showing two horizontal energy levels labeled E1 and E2. Next to each level, display the corresponding lifetime: E1 is labeled with 'lifetime = 10^-9 s' and E2 with 'lifetime = 10^-8 s'.", "img_path": "D:\\Aibench\\project\\vpy\\project\\mm_qqa\\stage_400\\gen\\gpt-4.1-2025-04-14\\gpt-image-1\\gqqa\\0\\IMAGE_1.png"}], "modified_question": "Refer to the diagram below showing two quantum states and their respective lifetimes. We want to clearly distinguish these two energy levels. Which one of the following options could be their energy difference so that they can be clearly resolved?", "explanation": "The text provides the context and the question, but the specific lifetimes of the quantum states (needed to determine the minimum resolvable energy difference) are only shown in the image. Without the image, the necessary data is missing.", "feedback": {}}, {"id": 1, "question": "trans-cinnamaldehyde was treated with methylmagnesium bromide, forming product 1. 1 was treated with pyridinium chlorochromate, forming product 2. 2 was treated with (dimethyl(oxo)-16-mulfaneylidene)methane in DMSO at elevated temperature, forming product 3. How many carbon atoms are there in product 3?", "options": [{"a": "14", "b": "10", "c": "11", "d": "12"}], "answer": "c", "domain": "Chemistry", "images": [{"placeholder": "[IMAGE_1]", "original_text": "trans-cinnamaldehyde was treated with methylmagnesium bromide, forming product 1. 1 was treated with pyridinium chlorochromate, forming product 2. 2 was treated with (dimethyl(oxo)-16-mulfaneylidene)methane in DMSO at elevated temperature, forming product 3. How many carbon atoms are there in product 3?", "image_description": "A clean, high-resolution reaction scheme with three steps. Step 1: trans-cinnamaldehyde (structure: a benzene ring with a trans-alkene chain ending in an aldehyde) is shown as the starting material, with an arrow labeled '1' pointing to the next step. Step 2: The structure of product 2 is shown, with an arrow labeled '2' pointing to the next step. Step 3: The structure of product 3 is shown, with an arrow labeled '3' pointing to the final product.", "img_path": "D:\\Aibench\\project\\vpy\\project\\mm_qqa\\stage_400\\gen\\gpt-4.1-2025-04-14\\gpt-image-1\\gqqa\\1\\IMAGE_1.png"}], "modified_question": "Refer to the reaction sequence shown in [IMAGE_1]. How many carbon atoms are there in product 3?", "explanation": "The text provides the context and asks about the number of carbon atoms in product 3, but only the image shows the actual chemical structures and transformations. Without the image, the structures and thus the answer cannot be determined."}]
```

Figure 5: Custom-built web interface for human evaluation. Annotators view the original TQA and the transformed MMQA (text and image), then score the MMQA according to fine-grained metrics. The interface enforces randomized assignment, and automatically exports results in JSON format to ensure independence and reproducibility.

Evaluation Procedure Each model-generated MMQA is randomly assigned to two annotators, with a third annotator included in cases of disagreement. Annotators use a custom-built web interface (Figure 5) that presents the original TQA alongside the transformed MMQA (text and image). The interface enforces randomized assignment and prevents annotators from viewing others’ scores, thereby ensuring independence. Annotators score each MMQA according to 11 fine-grained metrics grouped under three principles: Information Consistency (IC), Cross-Modal Integration (CM), and Standalone Quality (QT). For any score below the maximum, annotators also provide brief textual justifications.

PRINCIPLE 1: INFORMATION CONSISTENCY (IC)

This principle measures the semantic fidelity of the transformed MMQA relative to the source TQA.

Metric 1.1: Information Loss (IL / p_-)

- Definition: Assesses whether any critical information from the original TQA is missing in the MMQA.
- Scoring (Binary): 1 = No information loss, 0 = Critical information missing.

Metric 1.2: Information Addition (IA / p_+)

- Definition: Assesses whether spurious or non-inferable information is introduced.
- Scoring (Binary): 1 = No spurious information, 0 = Spurious information added.

PRINCIPLE 2: CROSS-MODAL INTEGRATION (CM)

This principle evaluates whether text and image provide complementary and indispensable information.

Metric 2.1: Solvability with Image ($SI / p_s(I)$)

- Definition: Tests whether the problem can be solved using the image alone.
- Scoring (Binary): 1 = Not solvable with image alone (desirable), 0 = Solvable with image alone.

Metric 2.2: Solvability with Question ($SQ / p_s(T)$)

- Definition: Tests whether the problem can be solved using the text alone.
- Scoring (Binary): 1 = Not solvable with text alone (desirable), 0 = Solvable with text alone.

Metric 2.3: Redundancy-Synergy (RE / f_s)

- Definition: Measures the degree of information overlap between text and image.
- Scoring (Ordinal): 1 = Synergistic, no redundancy, 50 = Partial redundancy, 0 = Complete redundancy.

PRINCIPLE 3: STANDALONE QUALITY (QT)

This principle assesses the intrinsic quality of each modality independently.

Metric 3.1: Natural Expression (NE / p_{nat})

- Definition: Evaluates the fluency, coherence, and grammatical quality of the text.
- Scoring (Binary): 1 = Fluent and correct, 0 = Contains significant linguistic issues.

Metric 3.2: Technical Quality (TQ / p_{tech})

- Definition: Evaluates whether the image is technically sound and artifact-free.
- Scoring (Binary): 1 = Technically flawless, 0 = Contains noticeable defects.

Metric 3.3: Aesthetic Quality (AQ / p_{aes})

- Definition: Evaluates the composition, layout, and visual appeal of the image.
- Scoring (Binary): 1 = Well-composed and professional, 0 = Poorly composed or unappealing.

Metric 3.4: Semantic Clarity (SC / p_{sem})

- Definition: Evaluates whether the image is unambiguous, scientifically accurate, and factually correct.
- Scoring (Binary): 1 = Accurate and unambiguous, 0 = Contains errors or ambiguity.

Inter-Annotator Agreement (IAA) To quantify the reliability of human judgments, we compute Krippendorff’s Alpha (α) across all metrics prior to consensus resolution. We achieve a high average agreement of $\alpha = 0.82$, validating the robustness of the protocol and the reliability of human annotations as a gold standard. The evaluation interface (Figure 5) further supports this process by enforcing independent scoring and standardized output, thereby minimizing bias and ensuring reproducibility.

C PROMPTS FOR GENERATION

This section provides the full set of prompt templates used for instructing the MMQA generation models. This template is used to guide the multi-modal question modification assistant to generate image-related fields.

System Prompt:

#System: You are a professional multi-modal question modification assistant. Your task is to generate the image-related fields for the given multiple-choice question without modifying the original question, options, or answer.

The modified question must meet the following criteria:

- Both text and image are required to answer the question correctly. Neither the image alone nor the modified text alone can fully solve the question.
- The modified text must be clear, high-quality, and complete, but it must be understood in conjunction with the image.
- The image description must be specific, clear, and comprehensive (while strictly less than 1024 characters) to ensure high-quality image generation and clarity of information.
- The overall information content and difficulty of the question must remain consistent before and after modification.
- The visual information should be removed from the modified text, and instead, it should be represented in the image.
- For example, if the question previously described an energy difference between two states, the visual representation of the energy difference should be shown in the image, while the text should simply provide the context or question that requires the image for full understanding.
- The image description should be as detailed as possible (while remaining under 1024 characters), providing specific instructions for creating the image. The description should cover all the visual aspects required to convey the context of the question, ensuring a high-quality visual representation.
- The image style and composition must be neutral and objective. The visual style must be appropriate for the question’s subject area (e.g., a clean diagram for science, an antique-style illustration for history). Critically, the image’s composition, color, and layout must not use artistic techniques (such as special highlights, pointing arrows, or making elements related to one option more prominent) to unintentionally hint at or guide towards the correct answer, to ensure the question’s fairness.
- The text and visual information between the modified_question and image_description should not overlap. The image should visually represent what the text cannot explain or clarify, avoiding any duplication of the same information in both the text and the image.

Please return the following JSON format: {

```

"images": [
{
  "placeholder": "[IMAGE_1]",
  "original_text": "The original text that should be replaced",

```

```
"image_description": "A detailed description (must be less than 1024 characters) of the image to be generated" }  
],  
"modified_question": "The modified question text, containing a placeholder [IMAGE_1] for the image position. Ensure that the visual content is removed from the text and only context remains.",  
"explanation": "A brief explanation of why both the image and text are needed."  
}
```

D PROMPTS FOR LMM QUALITY JUDGE

This section provides the full set of prompt templates used for instructing the LMM quality judges. The prompt to instruct an LMM to act as a quality judge for an MMQA is designed to elicit structured scores and justifications based on our rubric. This template is used to guide the professional exam quality reviewer to evaluate multi-modal questions across different stages.

Stage 1: Evaluate information loss

#System: You are a professional exam quality reviewer. Your task is to evaluate whether there is any information loss between the original and transformed question. Respond strictly as instructed.
Evaluation schema: a) Is there any critical information loss before and after the modification?
Original question: "item['question']"
Modified question: "item['modified_question']"
Added image: "item['image_url']"

Please answer strictly in the following format:

```
{ a) [yes/no]  
  l) [your comments explaining the reasoning behind your answer to a)] }
```

Stage 2: Evaluate information addition

#System: You are a professional exam quality reviewer. Your task is to evaluate whether there is any information addition between the original and transformed question. Respond strictly as instructed.
Evaluation schema: b) Is there any critical information gain before and after the modification?
Modified question: "item['modified_question']"
Added image: "item['image_url']"

Please answer strictly in the following format:

```
{ b) [yes/no]  
  l) [your comments explaining the reasoning behind your answer to b)] }
```

Stage 3: Evaluate solvability with image only

#System: You are a professional exam quality reviewer. Your task is to evaluate whether the transformed question can be solved using only the image and options. Respond strictly as instructed.
Evaluation schema: c) For the transformed question, looking only at the image and options, can you solve the problem?
Added image: "item['image_url']"
(if have) Options: "item['question']"

Please answer strictly in the following format:

```
{ c) [yes/no]  
  l) [your comments explaining the reasoning behind your answer to c)] }
```

Stage 4: Evaluate solvability with text only

#System: You are a professional exam quality reviewer. Your task is to evaluate whether the transformed question can be solved using only the modified question text and options. Respond strictly as instructed.
Evaluation schema: d) For the transformed question, looking only at the transformed question and options, can you solve the problem?

Modified question: "item['modified_question']"
(if have) Options: "item['question']"

Please answer strictly in the following format:

{ d) [yes/no]

l) [your comments explaining the reasoning behind your answer to d)] }

Stage 5: Evaluate information redundancy

#System: You are a professional exam quality reviewer. Your task is to evaluate the level of redundant information between the image and text in the transformed question. Respond strictly as instructed.

Evaluation schema: e) For the transformed question, is there any redundant information between the image and text (0: no redundancy, 1: partial, 2: complete)?

Original question: "item['question']"

Modified question: "item['modified_question']"

Added image: "item['image_url']"

Please answer strictly in the following format:

{ e) [0/1/2] (0: no redundancy, 1: partial redundancy, 2: complete redundancy)

l) [your comments explaining the reasoning behind your answer to e)] }

Stage 6: Evaluate logical consistency and language naturalness

#System: You are a professional exam quality reviewer. Your task is to evaluate whether the transformed question is logically consistent and has natural language. Respond strictly as instructed.

Evaluation schema: f) Is the transformed question logically consistent and the language natural?

Modified question: "item['modified_question']"

Please answer strictly in the following format:

{ f) [yes/no]

l) [your comments explaining the reasoning behind your answer to f)] }

Stage 7: Evaluate image technical quality

#System: You are a professional exam quality reviewer. Your task is to evaluate whether the technical quality of the image meets the requirements. Respond strictly as instructed.

Evaluation schema: h1) For the transformed question, does the technical quality of the image (noise, fractures, naturalness, distortion) meet the requirements?

Added image: "item['image_url']"

Please answer strictly in the following format:

{ h1) [yes/no]

l) [your comments explaining the reasoning behind your answer to h1)] }

Stage 8: Evaluate image aesthetic quality

#System: You are a professional exam quality reviewer. Your task is to evaluate whether the aesthetic quality of the image meets the requirements. Respond strictly as instructed.

Evaluation schema: h2) For the transformed question, does the aesthetic quality of the image (composition and design, visual elements and structure, technical execution, originality and creativity, theme and communication, emotion and audience response) meet the requirements?

Added image: "item['image_url']"

Please answer strictly in the following format:

{ h2) [yes/no]

l) [your comments explaining the reasoning behind your answer to h2)] }

Stage 9: Evaluate semantical clarity

#System: You are a professional exam quality reviewer. Your task is to evaluate whether the image is clear and conforms to objective laws. Respond strictly as instructed.

Evaluation schema: i) For the transformed question, is the image plausible (text is reasonable, conforms to objective laws)?

Added image: "item['image_url']"

Please answer strictly in the following format:

{ i) [yes/no]

l) [your comments explaining the reasoning behind your answer to i)] }

E EXPERIMENTS

E.1 EXPERIMENT ANALYSIS.

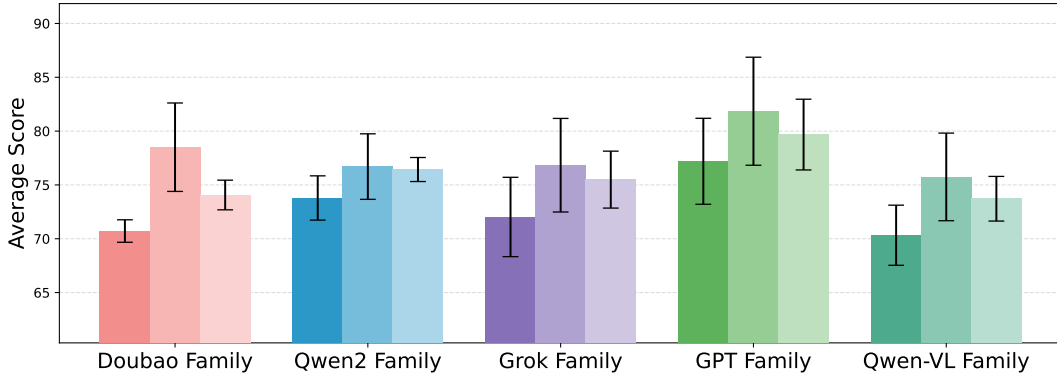


Figure 6: Robustness performance on MMQA generation Benchmark. Each bar shows the mean AVG score with variance, and the three bars from left to right indicate results on Q-Mirror-Expert, Q-Mirror-Grad, and Q-Mirror-Expert+Grad.

Findings for MMQA Generation. Examining per-metric behavior (see §3.2.2), we observe consistently strong modal interdependence, reflected in high SI and SQ scores across model families. This confirms that our TQA-to-MMQA transformation enforces genuine cross-modal reasoning rather than allowing text-only shortcuts. By contrast, factual fidelity in the image space (SC) remains the principal limitation on the Expert subset, where mislabeled components and subtle schematic inaccuracies frequently occur. These findings indicate that one-shot generation is suboptimal for expert-level MMQA: models align modalities well but fail to ground fine-grained visual details reliably. This trend is further illustrated in Figure 6, which compares performance across model families under varying weight assignments for the three core evaluation dimensions (IC, CM, QT). The results show that while models remain stable under changes emphasizing modal interdependence (CM), their scores drop significantly when factual accuracy (IC/SC) receives higher weight, especially on Q-Mirror-Expert. This confirms that factual grounding in the visual modality is the dominant bottleneck in current one-shot generation approaches.

Findings for MMQA Evaluation. Analysis of model-as-judge performance reveals three consistent trends. First, judge accuracy is stratified: Grok-4 achieves the highest agreement with human annotations (62.8%), while weaker models remain below 55%. Second, evaluation difficulty varies by abstraction level. All judges align more closely with humans on Q-Mirror-Grad than on Q-Mirror-Expert. For example, Claude-Sonnet-4 improves from 58.98% on Expert to 71.00% on Grad, reflecting that graduate-level tasks admit more objective criteria, whereas expert-level tasks involve inherently subjective reasoning. Third, correlations among major quality dimensions (IC, CM, QT) are low, validating the non-redundancy of the rubric design and affirming the effectiveness of the underlying evaluation principles. These findings underscore the risk of relying on a single judge and provide motivation for adopting an ensemble of high-performing models to obtain more stable and unbiased evaluation.

() / C · Order the four elements by electronegativity from high to low ().

Fill in the table shown in [IMAGE_1]. B. Order the four elements by electronegativity from high to low ().

Answer:
A: $4s^1 4p^1$, 1A, Metal;
B: $3d^5 4s^2$, 4th, VIIIB, Metal;
C: $3d^10 4s^1$, 4th, IB, Metal;
D: $2s^2 2p^5$, 2nd, VIIA, Non-metal;
 $D > A > C > B$

- 1) The drawing location is reasonable and intuitive.
- 2) The table is drawn correctly and the text is written correctly.

Element	Valence e ⁻ s configurations	Cernziar Group	Pestior	Metal of Nontrial
A				
B				
C				
D				

IMAGE 1

remains fluent, and the modalities exhibit strong synergy, collectively preserving information consistency.

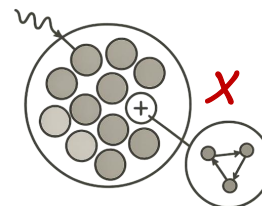
in MMQA quality. Across all 440 scientific questions, the overall score rises by $\bar{\Delta} = 6.32$ points (from 78.90 to 85.22). More importantly, the pass rate increases from 72% to 95%. This demonstrates that the agent effectively identifies and corrects flaws in nearly one-third of initially suboptimal generations. In side-by-side comparisons, human evaluators prefer agent-refined outputs 78% of the time. Notably, gains are most pronounced on the Expert subset, confirming that iterative refinement is particularly valuable for complex, less standardized scientific problems.

Original: A common approximation made in many-body nuclear calculations of some interaction (for example an electroweak interaction) is to suppose that nucleons in a nucleus behave in the same way as free nucleons. Which of the following four assumptions jointly imply this "impulse" approximation? 1. The interaction current only interacts with individual nucleons. 2. The nucleus is transparent apart from the selected nucleon. 3. The quarks internal to the selected nucleon are non-relativistic. 4. The interaction proceeds as if the selected nucleon experiences no binding forces.

Modified: Refer to [IMAGE_1]. Based on the visualized assumptions about the interaction of a current with nucleons in a nucleus, which combination of the four labeled assumptions jointly imply the 'impulse' approximation? A) 1,3,4 B) 1,2,4 C) 2,3,4 D) 1,2,3

Answer: B

Options: A: 1,3,4 B: 1,2,4 C: 2,3,4 D: 1,2,3



IMAGE_1

Error Analysis: 1) Placing the options after the adapted question adds redundant information (which is redundant with the original options). 2) Improper image generation

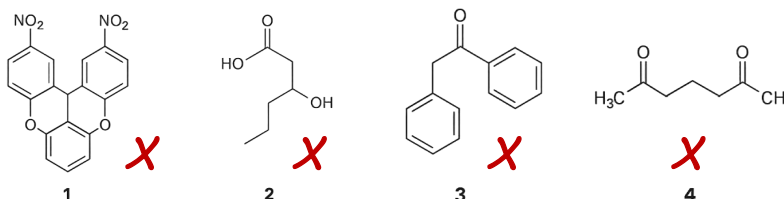
Figure 8: A failure case involving abstract nuclear physics assumptions. The agent attempts to visualize four principles (e.g., 'transparent nucleus'), but produces a generic, ambiguous diagram. The image lacks semantical clarity, offers little complementary information, and results in redundancy with the text.

Original: Compounds that have the same molecular formula but are different in their structural arrangement are known as isomers. Isomers have two types, constitutional isomers and stereoisomers. Constitutional isomers have the same molecular formula but differ in their structures. In stereoisomers, molecules are connected in the same way, but their arrangements in space are different. Which of the following organic moieties show optical isomerism? 1. dimethyl 6,6'-dinitro-[1,1'-biphenyl]-2,2'-dicarboxylate 2. methyl 2-hydroxypropanoate 3. benzophenone 4. dimethyl fumarate.

Modified: Compounds that have the same molecular formula but are different in their structural arrangement are known as isomers. Isomers have two types, constitutional isomers and stereoisomers. Constitutional isomers have the same molecular formula but differ in their structures. In stereoisomers, molecules are connected in the same way, but their arrangements in space are different. Which of the following organic moieties, as shown in [IMAGE_1], show optical isomerism?

Answer: D

Options:
A: 3 and 4
B: 2 and 3
C: 1, 2 and 4
D: 1 and 2



IMAGE_1

Error Analysis: 1) All four chemical formulas are drawn incorrectly.

Figure 9: A failure case in organic chemistry, where the agent is required to draw molecular structures for four compounds. All structures are chemically incorrect, resulting in factual inconsistency and a breakdown of technical quality.

E.2 CASE STUDY ANALYSIS OF THE Q-MIRROR AGENT

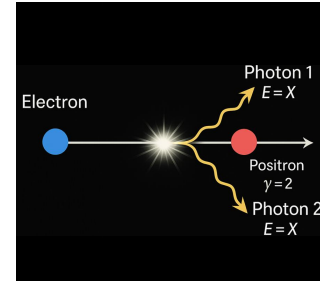
To further assess the practical performance of the Q-Mirror agent, we present representative case studies spanning both successful and failed generations. These examples provide a nuanced view of the agent's capabilities and limitations, evaluated through our quality rubric (IC, CM, and QT).

Original: An electron is moving along the horizontal axis from the left with a Lorentz factor of 4. A positron is also moving along the horizontal axis, but from the right with a Lorentz factor of 2. After colliding, both annihilate producing 2 photons. The energies of both photons were measured and they have the same value. The directions were also measured. One of the photons was moving in the upper-right direction, while another in the lower-right direction. What is the angle between the directions of the photons?

Modified: Refer to the scenario and diagram in [IMAGE_1]. After the collision and annihilation of the electron and positron, two photons are produced with equal energies, moving in the directions shown. What is the angle between the directions of the photons?

Answer: B

A: 96 B: 138 C: 74 D: 172



IMAGE_1

Figure 10: A success case highlights the transformation of a scientific TQA into its multi-modal counterpart (MMQA). The upper part shows the original TQA, while the lower part displays the O-Mirror generated MMQA, where key textual cues have been converted into a visual representation. The example illustrates how O-Mirror preserves semantic fidelity, introduces a figure to enforce multi-modal dependence, and maintains overall quality and clarity.

In addition to static outcomes, we also examine the iterative dynamics of Q-Mirror’s closed-loop pipeline, thereby offering a comprehensive understanding of its operational behavior.

E.2.1 SUCCESS CASE: STRUCTURING IMPLICIT INFORMATION

Context. This case involves a chemistry problem that requires filling in a table, where the table’s structure is described only in text (Figure 7).

- **Transformation:** The Q-Mirror agent parses the textual description of rows and columns and successfully converts the implicit structure into an explicit, well-formatted table in the generated image, while retaining the original textual problem statement.
- **Evaluation:** **IC:** All scientific information is faithfully preserved. **CM:** Both modalities contribute indispensably: the text conveys scientific context, while the image encodes structural information, yielding strong synergy. **QT:** The table is clear, unambiguous, and adheres to conventional scientific presentation standards.

This case exemplifies a prototypical success, in which Q-Mirror effectively externalizes structural representations into the visual modality without sacrificing fidelity.

E.2.2 SUCCESS CASE 2

To complement the Q-Mirror analysis, we provide a detailed case study of the **O-Mirror agent** (Figure 10). Unlike aggregate benchmarks, this example traces the full pipeline of a single transformation from a text-only QA pair (TQA) to a multi-modal QA pair (MMQA).

Before (TQA). The question is entirely text-based, requiring readers to infer visual or structural elements implicitly.

After (MMQA). O-Mirror automatically extracts latent visual cues, generates a scientifically aligned illustration, and integrates it with the reformulated question.

This case highlights three critical design principles of O-Mirror:

1. **Preservation of Meaning:** No essential information is lost or distorted in the transformation.

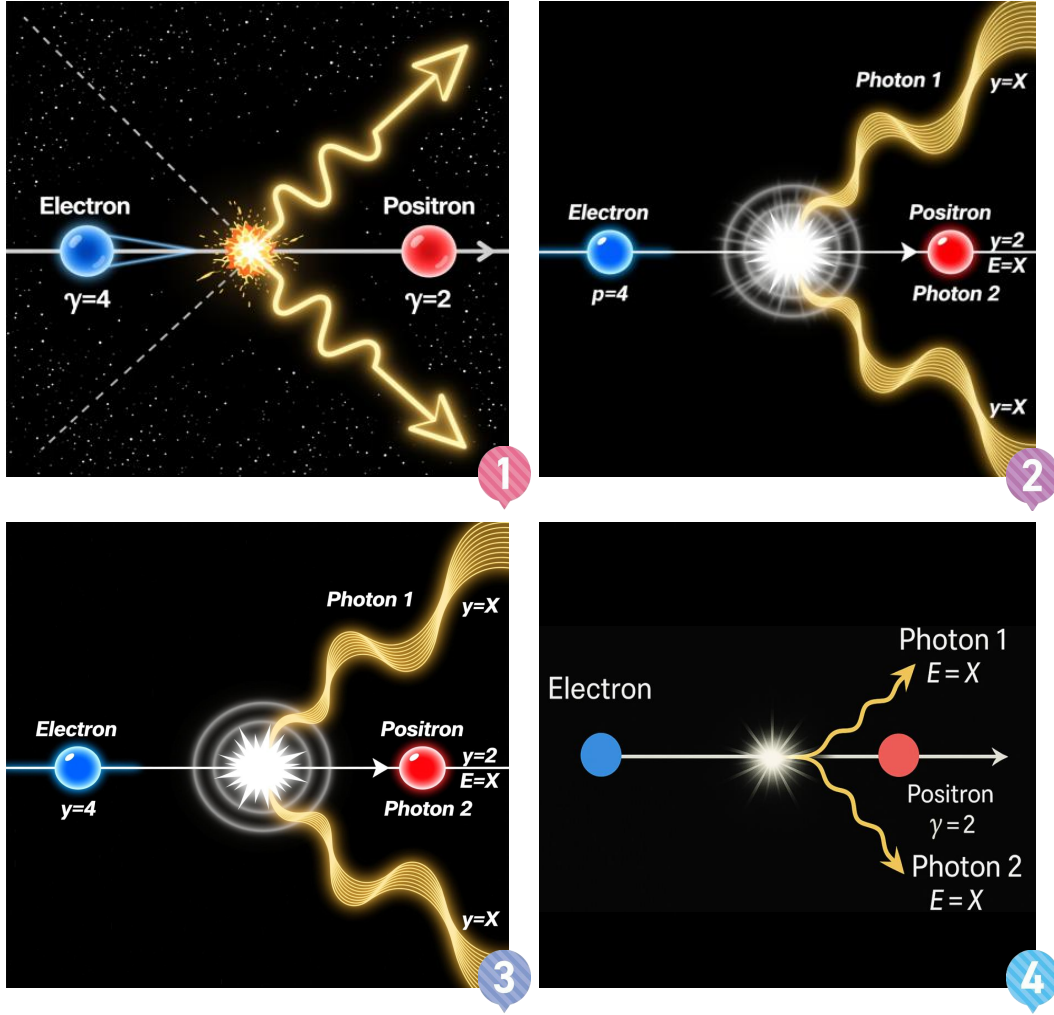


Figure 11: Step-by-step illustration of the Q-Mirror Agent’s iterative generation process for the same scientific case shown in Figure 10. (1) **Initial modal conversion:** The original text-only QA pair (TQA) is converted into a visualizable event description, where an electron and a positron collide and produce two photons. (2) **Raw image generation:** A first draft of the multi-modal QA pair (MMQA) is produced, integrating particle labels and energy/momentum annotations, though with incomplete clarity. (3) **Iterative refinement:** Based on evaluator feedback, the image layout and labeling are corrected to enforce physical symmetry and information consistency. (4) **Final polished output:** A simplified and scientifically faithful diagram is generated, achieving clarity, semantic fidelity, and aesthetic quality.

2. **Cross-Modal Integration:** The multimodal question requires reasoning across both text and image, preventing shortcut solutions.
3. **Improved Clarity:** The visual representation enhances comprehension while remaining scientifically plausible.

Through this case study, we demonstrate the interpretability and effectiveness of O-Mirror’s pipeline, offering concrete evidence that the framework can faithfully adapt scientific questions into high-quality multi-modal formats.

E.2.3 FAILURE MODE 1: AMBIGUOUS VISUALIZATION OF ABSTRACT CONCEPTS

Context. This case is drawn from a nuclear physics problem concerning the ‘impulse approximation’, where the agent must visualize four abstract assumptions (Figure 8).

- **Transformation:** The agent produces a generic schematic that attempts to capture multiple abstract principles (e.g., ‘the nucleus is transparent’ and ‘no binding forces’). However, the resulting image fails to distinguish among the assumptions in a meaningful way.
- **Evaluation: IC:** The textual content is preserved, but the visual contributes little additional meaning. **CM:** The lack of discriminative visual elements leads to weak cross-modal integration. **QT:** The image scores poorly on *Semantic Clarity* (p_{sem}), as the intended concepts are not effectively conveyed.

This highlights Q-Mirror’s difficulty in translating abstract conceptual descriptions into precise, scientifically interpretable visualizations.

E.2.4 FAILURE MODE 2: FACTUAL INACCURACY IN TECHNICAL DIAGRAMS

Context. This case concerns an organic chemistry problem on optical isomerism, where the agent is tasked with generating molecular structures for four compounds (Figure 9).

- **Transformation:** The agent produces four diagrams intended as molecular structures, all of which are chemically incorrect.
- **Evaluation: IC:** The original entities are not preserved, resulting in a complete violation of information consistency. **CM:** As the diagrams are invalid, the image does not contribute to reasoning; the text alone suffices. **QT:** The diagrams score zero for *Technical Quality* (p_{tech}) due to factual inaccuracies.

This case underscores that factual correctness is non-negotiable in scientific domains and highlights the need for domain-aware verification mechanisms to safeguard against technically invalid outputs.

E.2.5 ITERATIVE GENERATION DYNAMICS

While the above cases highlight static outcomes, Figure 11 illustrates how the Q-Mirror agent progressively refines a text-only QA pair (TQA) into a high-quality multi-modal QA pair (MMQA).

- **Step (1): Initial conversion** identifies the electron:positron annihilation event but provides only a conceptual representation with limited labeling.
- **Step (2): Raw image generation** introduces particle annotations and energy values, though the layout remains cluttered and lacks physical symmetry.
- **Step (3): Iterative refinement** incorporates evaluator feedback to correct photon emission directions and reduce redundant text, thereby improving information consistency.
- **Step (4): Final output** converges to a polished diagram that balances semantic fidelity, cross-modal integration, and visual clarity.

This example demonstrates the internal dynamics of Q-Mirror’s closed-loop generation pipeline, where planner, evaluator, and controller components interact to progressively enhance fidelity, alignment, and presentation quality.