


BEYONDBENCH: BENCHMARK-FREE EVALUATION OF REASONING IN LANGUAGE MODELS

Gaurav Srivastava^{♡*}, Aafiya Hussain[♡], Zhenyu Bi[♡], Swastik Roy[♣], Priya Pitre[♡]
Meng Lu[♡], Morteza Ziyadi[♣], Xuan Wang^{♡*}

[♡]Department of Computer Science, Virginia Tech, USA

[♣]Amazon AGI, USA

 **Leaderboard:** <https://ctrl-gaurav.github.io/BeyondBench/>

ABSTRACT

Evaluating language models fairly is becoming harder as static benchmarks available on the internet risk contamination by training data. This makes it unclear whether models are truly reasoning or just recalling answers. In this paper, we introduce **BEYONDBENCH**¹, an evaluation framework that avoids this problem by using **algorithmic problem generation**. Unlike traditional benchmarks that risk contamination from internet-scale training data, BEYONDBENCH creates mathematically grounded problems on the fly, ensuring each test remains fresh and uncontaminated. Our framework covers **44 algorithmic tasks** with a total of **117 variations**, grouped into three difficulty levels: the *Easy Suite* (29 tasks) for basic arithmetic and statistics, the *Medium Suite* (5 tasks, 49 variations) for sequence patterns and reasoning, and the *Hard Suite* (10 tasks, 68 variations) tackling NP-complete and constraint satisfaction problems. Each task generates problems from a combinatorial space larger than 10^{15} unique instances, with solutions verified deterministically by mathematical proofs. We evaluated **101 language models**, including 85 open-source and 16 closed-source models, spanning sizes from 0.5B to 141B parameters and multiple quantization schemes. Our results show consistent reasoning deficiencies across model families, with performance degrading sharply as problem complexity increases from polynomial to exponential. In our Hard Suite evaluations, models such as Gemini-2.5-pro, Llama-3.3-70B, and Qwen2.5-72B achieved average accuracies of **56.38%**, **26.91%**, and **33.60%**, respectively. Moreover, we observe that performance drops drastically without tool usage, with GPT-5, GPT-5-mini, and GPT-5-nano showing a **decline** (↓) of **16.81%**, **28.05%**, and **47.59%** accuracy on the hard suite. The contamination resistance of BEYONDBENCH rests on three guarantees: (i) *the problem space is vastly larger than any static dataset*, (ii) *every instance has a unique, verifiable solution*, and (iii) *isomorphic transformations generate semantically equivalent but syntactically new problems*. BEYONDBENCH redefines reasoning evaluation through genuine algorithmic problem-solving capability, ensuring a fair and meaningful evaluation.

1 INTRODUCTION

Modern large language models (LLMs) exhibit impressive performance on existing static reasoning benchmarks such as GSM8K (Cobbe et al., 2021a), MATH (Hendrycks et al., 2021a), and Olympiad-Bench (He et al., 2024), yet these evaluations can be misleading: benchmark data may already appear in pre-training (Wu et al., 2025). Recent empirical studies demonstrate widespread data contamination across standard benchmarks (Xu et al., 2024; Cheng et al., 2025; Chen et al., 2025a; Golchin & Surdeanu, 2025; Choi et al., 2025; Deng et al., 2024), where evaluation examples appear in training corpora through web crawls. This contamination systematically inflates performance metrics:

*Corresponding Authors: Gaurav Srivastava (gks@vt.edu)
and Xuan Wang (xuanw@vt.edu)

¹Our leaderboard is publicly available at <https://ctrl-gaurav.github.io/BeyondBench/>

models memorize specific solutions rather than learning generalizable reasoning patterns (Shojaee et al., 2025; Opus & Lawsén, 2025). For any finite evaluation set \mathcal{D} with $|\mathcal{D}| = n$ examples and a training corpus \mathcal{C} of size N , the probability of contamination increases as $1 - \exp(-nN/M)$ where M denotes the size of the universe. When training corpora reach the web-scale with $N \gg M/n$, contamination becomes virtually certain. Empirical studies (Shojaee et al., 2025; Varela et al., 2025) also suggest the same: performance drops in decontaminated variants, which suggests that static benchmarks cannot reliably measure true reasoning ability or guaranty generalization.

Recent studies have attempted to mitigate this problem. Dynamic benchmarks such as DyVal (Zhu et al., 2024a;b) and ThinkBench (Huang et al., 2025) adapt task distribution over time, but provide no mathematical guaranties that each generated problem instance is well-posed (i.e., has a unique or fully enumerated solution). As a result, correctness labels can be ambiguous, and evaluation pipelines must rely on heuristic matching. Algorithmic reasoning benchmarks like CLRS encode structured problems but are static in nature (Veličković et al., 2022), therefore vulnerable to contamination, and do not account for LLM-specific constraints such as maximum tokens it can output. Benchmarks such as MathArena (Balunović et al., 2025) attempt to mitigate this issue by using fresh olympiad questions but contamination is still likely. On the other hand, Game-based evaluations such as GameArena (Hu et al., 2025) provide interactivity, but are limited to narrow domains and lack scalable parametric difficulty. Across these settings, four gaps remain: **(i) mathematically verifiable unique solutions**, **(ii) contamination-resistance**, **(iii) token budget-aware evaluation**, and **(iv) acceptance of multiple correct answers**. See Table 1 for a comparison of previous benchmarks and our BEYONDBENCH.

To address the above limitations, we introduce **BEYONDBENCH**, an algorithmic evaluation framework for reasoning LLMs that generates an unbounded number of novel problems from basic tasks. Formally, let Θ be a finite parameter space (e.g., numeric ranges, constraint sizes) and define an algorithmic generator $G : \Theta \rightarrow \mathcal{P}$ that maps parameters to logical problems \mathcal{P} . By construction, G can produce $|\mathcal{P}| = |\Theta|$ distinct instances, which can be made astronomically large (e.g., sampling from \mathbb{Z}^n). In particular, we ensure $|\mathcal{P}| \gg |\mathcal{T}|$ (where \mathcal{T} is any finite training corpus), making contamination *provably negligible*. Moreover, for each generated problem $p = G(\theta)$ we use combinatorial search using Boolean satisfiability (SAT) and constraint satisfaction problem (CSP) solvers (Walsh, 2000) to verify that either: (i) p admits a unique solution or (ii) all solutions can be enumerated. This ensures that p is well-posed (*has at least one solution*) and that our scoring is precise (*we know the unique answer*). If multiple solutions exist, all of them are considered correct and we match with each of them, so models cannot gain credit for spurious answers.

Furthermore, we partition each task into three regimes $\{\mathcal{T}_{\text{easy}}, \mathcal{T}_{\text{medium}}, \mathcal{T}_{\text{hard}}\}$, enabling a curriculum that increases in complexity. The complexity of each individual task is controlled by scaling θ (e.g., size n of a combinatorial structure), enabling an explicit *curriculum* of difficulty. For example, we can set $n = 1, 2, \dots$ so that subproblems are easier, and also create provably NP-hard tasks to stress-test models (Hidalgo-Herrero et al., 2013). Finally, we take token budget into account: if the minimal solution length of p exceeds the maximum output token window ℓ , i.e., $L(p) > \ell$, then p is excluded from evaluation. After model inference, BEYONDBENCH also checks that the response token length stays within a calibrated bound for the problem size (to catch cases where models “overthink” (Chen et al., 2025c; Cuadron et al., 2025) trivial instances).

To summarize, we make the following contributions: **(1)** We propose BEYONDBENCH, an algorithmic generator of reasoning problems that automatically verifies solution uniqueness or generate complete solution sets. **(2)** We designed a parameterized difficulty curriculum and a token-aware evaluation protocol: tasks **scale** from *elementary subproblems* to *provably NP-hard instances*, and evaluations respect model-specific *input/output token budgets*; **(3)** We conduct a large-scale systematic empirical study across **101 models** to study reasoning gaps in modern LLMs/small language models (SLMs)/large reasoning models (LRMs).

	CLRS	DyVal	TreeEval	MathArena	GameArena	DARG	BEYONDBENCH (Ours)
Dynamic generation	✗	✓	✓	✗	✓	✓	✓
Unique solution check	✗	✗	✗	✓	✗	✗	✓
Multi-solution allowed	✗	✗	✗	✗	✗	✗	✓
Scalable difficulty	✓	✓	✓	✓	✓	✓	✓
Contamination-free	✗	✓	✓	✗	✓	✓	✓
Token-aware eval.	✗	✗	✗	✗	✗	✗	✓
Number of Tasks/Data	30	7	–	5	3	4	44

Table 1: Comparison with existing reasoning benchmarks. ✓: feature present; ✗: absent. **Note:** *Unique solution* means the benchmark verifies only one valid solution exists. *Multi-solution allowed* means multiple valid solutions are accepted and matched against the full enumerated set.

2 RELATED WORK

Static Benchmarks and Their Limitations. A large body of benchmarks for reasoning in LLMs has been built upon fixed datasets such as GSM8K (Cobbe et al., 2021b), MATH (Hendrycks et al., 2021b), and MMLU (Hendrycks et al., 2021b). (Xu et al., 2024) and (Cheng et al., 2025) document how widely used leaderboards are compromised by pretraining overlap. (Shojaee et al., 2025) shows that even LRMs collapse when faced with simple perturbations of known tasks. However, in response to that (Opus & Lawsén, 2025) highlights that many supposed reasoning failures are actually attributable to context window limitations, ambiguous specification, or tasks whose solution paths exceed the model’s output length. They also argue that “emergent reasoning” often reflects benchmark biases rather than genuine generalization. Although efforts like MathArena (Balunović et al., 2025) use unseen contest problems to mitigate leakage, they remain limited to static and exhaustible pools. Static evaluation also fails to capture the algorithmic hardness of problems. For instance, (Katz et al., 2025) demonstrates that seemingly simple planning tasks, such as the Countdown game, become computationally intractable, revealing how shallow benchmarks underestimate the true difficulty of reasoning (Wu et al., 2024; Yu et al., 2025). These limitations highlight the necessity of dynamic, mathematically constrained evaluation frameworks.

Dynamic Evaluation & Algorithmic Reasoning Benchmarks. Recent works explore dynamic benchmarking as an alternative to static datasets. DyVal (Zhu et al., 2024a), later extended with meta-probing in DyVal2 (Zhu et al., 2024b), generate math and logic problems dynamically. ThinkBench (Huang et al., 2025) evaluates models with distributionally shifted reasoning tasks, while TreeEval (Li et al., 2025) and GameArena (Hu et al., 2025) introduce interactive or live-game evaluation protocols. DyCodeEval (Chen et al., 2025b) dynamically generates code reasoning tasks to avoid contamination, and DARG (Zhang et al., 2024), using an adaptive reasoning graph framework, dynamically escalates task complexity. Similarly, (Karia et al., 2025) proposes autonomous evaluation for truth maintenance in reasoning pipelines. These efforts highlight the growing recognition of dynamic evaluation but remain limited by either a lack of mathematical guarantees, insufficient control over solution uniqueness, or the absence of token-aware evaluation protocols. Table 1 provides a detailed comparison of BEYONDBENCH with other evaluation benchmarks, highlighting how BEYONDBENCH differs by combining dynamic evaluation with formal solution verification. Furthermore, Algorithmic reasoning benchmarks such as CLRS (Veličković et al., 2022) and LLMThinkBench (Srivastava et al., 2025c) provide structured tests for algorithmic tasks and overthinking tendencies. However, they lack resilience to contamination and are narrow in scope. BEYONDBENCH advances this line of work by unifying algorithmic, combinatorial, and mathematical reasoning tasks into dynamically generated, difficulty-calibrated suites with provable correctness.

3 BEYONDBENCH FRAMEWORK

In this section, we present the design and implementation of BEYONDBENCH. We detail the algorithmic foundations for contamination-resistant problem generation, introduce a token budget-aware evaluation system, and establish formal verification methods for solution correctness. BEYONDBENCH introduces three central components: 1) dynamic problem generation with provable uniqueness guarantees, 2) adaptive difficulty scaling based on model token budget constraints, and 3) multi-solution handling through formal verification techniques.

3.1 ALGORITHMIC PROBLEM GENERATION AND MATHEMATICAL FOUNDATION

We develop BEYONDBENCH through algorithmic problem generation with formal mathematical guarantees. For each task category $\tau \in \mathcal{T}$, we define a generator function $G_\tau : \Theta_\tau \times \mathcal{R} \rightarrow \mathcal{P}_\tau$ that maps a parameter space Θ_τ and random seed space \mathcal{R} to problem instances \mathcal{P}_τ . The parameter space cardinality satisfies $|\Theta_\tau \times \mathcal{R}| > 10^{15}$ for all tasks, ensuring that $\Pr[G_\tau(\theta_1, r_1) = G_\tau(\theta_2, r_2)] \leq 10^{-15}$ for distinct parameter pairs (Mitzenmacher & Upfal, 2017). This astronomical problem space makes contamination provably negligible since the probability of exact instance collision with any training corpus \mathcal{C} of practical size $|\mathcal{C}| < 10^{12}$ remains below 10^{-3} (for complete proof refer Appendix E). For detailed proofs on easy, medium, and hard suite tasks refer Appendix F H and K.

Each generated problem $p \in \mathcal{P}_\tau$ undergoes rigorous validation through a verification function $V_\tau : \mathcal{S} \times \mathcal{P}_\tau \rightarrow \{0, 1\}$ that deterministically confirms solution correctness. For problems admitting

unique solutions, we use CSP solvers (Dechter, 2003) to verify $|\{s \in \mathcal{S} : V_\tau(s, p) = 1\}| = 1$ (usage of CSP detailed in Appendix K). When multiple valid solutions exist naturally (as in N-Queens or mode calculation), we compute the complete solution set $\mathcal{S}_p = \{s \in \mathcal{S} : V_\tau(s, p) = 1\}$ through exhaustive enumeration and accept any $s \in \mathcal{S}_p$ as correct. This prevents unfair penalization when models produce mathematically valid but non-canonical answers. The verification complexity remains polynomial $O(n^k)$ for constant $k \leq 3$ despite potentially exponential solution complexity, enabling efficient correctness checking.

Table 2: BEYONDBENCH Task Organization and Scale

Suite	Tasks	Variations	Problem Space	Complexity Class	Example Tasks
Easy	29	–	$> 10^{15}$ per task	$O(n^k), k \leq 2$	Arithmetic (8), Statistics (3), Counting (8), Extrema (5), Comparison (1), Others (4)
Medium	5	49	$> 10^{20}$ per task	$O(2^n)$ to $O(n!)$	Fibonacci/Recursive (6), Geometric/Exponential (10), Prime/Number Theory (11), Complex Patterns (12), Algebraic Sequences (10)
Hard	10	68	$> 10^{30}$ per task	NP-complete	Tower of Hanoi (6), N-Queens (4), Graph Coloring (10), Boolean SAT (5), Sudoku (8), Logic Grid Puzzles (8), Cryptarithmic (12), Matrix Chain (5), Modular Systems (5), Constraint Optimization (5)
Total	44	117	$> 10^{15}$ - 10^{50}	P to NP-complete	117 problem variations

3.2 TOKEN-AWARE EVALUATION FRAMEWORK

For each model M with token budget C_M tokens, we dynamically calibrate problem complexity to guarantee solvability within architectural limits. Let $T_p(n)$ denote the expected token requirement for problem p with size parameter n , decomposed as $T_p(n) = T_{\text{prompt}}(n) + T_{\text{solution}}(n) + T_{\text{buffer}}$ where $T_{\text{buffer}} = 0.15 \cdot C_M$ accommodates reasoning verbosity (Han et al., 2025; Lin et al., 2025). Prompt design is detailed in appendix G (easy suite), J (medium suite), M (hard suite).

We derive task-specific token estimation functions through empirical analysis. For arithmetic operations on lists of length n with maximum value M , we have $T_{\text{arithmetic}}(n, M) = \alpha_1 n + \beta_1 \log_{10} M + \gamma_1$ where coefficients $(\alpha_1, \beta_1, \gamma_1)$ are calibrated across model families. For Tower of Hanoi with n disks requiring $2^n - 1$ moves, the solution tokens scale as $T_{\text{hanoi}}(n) = (2^n - 1) \cdot \alpha_{\text{move}}$ where $\alpha_{\text{move}} \approx 12$ tokens per move description. This enables precise difficulty scaling: for example, models with 32K maximum output token limit we evaluate up to $n = 8$ disks (requiring approximately $(2^8 - 1) \cdot 12 = 3060$ tokens **excluding** thinking tokens) for safe limit, while future 128K models could handle $n = 10$ (requiring $(2^{10} - 1) \cdot 12 = 12276$ tokens), maintaining evaluation relevance as capabilities improve (Wen et al., 2025).

The framework implements a dual-phase token validation protocol. During generation, we enforce the constraint $T_p(n) \leq 0.85 \cdot C_M$ through adaptive parameter scaling. If initial parameters yield excessive token requirements, we apply the reduction $n' = \lfloor 0.8 \cdot n \rfloor$ iteratively until the constraint is satisfied. Post-inference, we perform actual token counting using model-specific tokenizers

$$\text{and classify responses as } \text{TokenStatus}(r) = \begin{cases} \text{VALID} & \text{if } |T(r)| \leq 0.85 \cdot C_M \\ \text{WARNING} & \text{if } 0.85 \cdot C_M < |T(r)| \leq C_M \\ \text{OVERFLOW} & \text{if } |T(r)| > C_M \end{cases} \text{ where}$$

responses with WARNING status indicate potential truncation or excessive reasoning that may compromise solution quality (Wang et al., 2024).

3.3 SOLUTION UNIQUENESS VERIFICATION AND MULTI-SOLUTION HANDLING

We use formal verification methods to guarantee that every generated problem is mathematically well-posed. For each problem instance p , we compute the solution set cardinality through systematic constraint propagation and backtracking algorithms (Bessiere, 2006). When $|\mathcal{S}_p| = 1$, the problem admits a unique solution and standard evaluation proceeds. When $|\mathcal{S}_p| > 1$, we enumerate all valid solutions and implement the acceptance criterion $\text{Accept}(r, p) = 1[\text{Parse}(r) \in \mathcal{S}_p]$ where Parse extracts the model’s answer using task-specific robust parsers.

For constraint satisfaction problems like Sudoku or Logic Grid Puzzles, we employ arc consistency algorithms that iteratively reduce variable domains until either a unique solution emerges or multiple solutions are identified (Simonis, 2005; Howell et al., 2018). The domain reduction follows $D_v^{t+1} = D_v^t \cap \{d \in D : \text{consistent}(v, d, \mathcal{C}, D^t)\}$ where consistency checking ensures no constraint violations

(here v denotes a variable in the variable set V with domain D_v). Here, \mathcal{C} denotes the set of problem constraints for the instance. For optimization problems like Matrix Chain Multiplication, we verify optimality through dynamic programming, confirming that the claimed cost equals $m[1, n] = \min_{\pi \in \Pi} \text{cost}(\pi)$ where Π denotes the set of all valid parenthesizations for the matrix-chain instance (Carbonnel et al., 2019; Cooper & Schiex, 2001; Cooper & Živný, 2017). The complete end-to-end BEYONDBENCH evaluation pipeline is shown in Algorithm 1. This pipeline ensures mathematical soundness through three mechanisms: 1) parameter selection respects token budget constraints preventing unfair penalization, 2) solution set computation guarantees we evaluate against all valid answers not just canonical ones, and 3) post-inference token counting detects when models approach architectural limits that may compromise reasoning quality.

3.4 DIFFICULTY SCALING AND THEORETICAL GUARANTEES

BEYONDBENCH partitions tasks into three complexity regimes with provable difficulty scaling. The Easy Suite encompasses polynomial-time solvable problems where verification complexity is $O(n^k)$ for $k \leq 2$. These include arithmetic operations, statistical measures, and comparison tasks with solution spaces of size $O(n!)$ but efficient verification through direct computation. The Medium Suite introduces problems with exponential growth patterns such as Fibonacci sequences where $F_n \sim \phi^n$ with $\phi = (1 + \sqrt{5})/2$, geometric progressions with ratio r^n , and number-theoretic sequences requiring primality testing with complexity $O(\sqrt{n})$ per element. The Hard Suite contains NP-complete problems (Fan et al., 2024; Leyton-Brown et al., 2014; Kendall et al., 2008) including Boolean Satisfiability where the search space contains 2^n assignments, Graph Coloring with chromatic number computation, and N-Queens requiring exploration of $n!$ permutations (Yang et al., 2025b). For further details regarding extensibility to new tasks and increasing problem complexity refer to Appendix C.

Algorithm 1 BEYONDBENCH end-to-end Evaluation Pipeline

```

1: Input: Model  $M$ , Task suite  $\mathcal{T}$ , Token limit  $C_M$ 
2: Output: Performance metrics  $\mathcal{M}$ 
3: for each task  $\tau \in \mathcal{T}$  do
4:    $\theta \leftarrow \text{SelectParameters}(\tau, C_M)$ 
5:    $p \leftarrow G_\tau(\theta, \text{RandomSeed}())$ 
6:    $\mathcal{S}_p \leftarrow \text{ComputeSolutionSet}(p)$ 
7:   if  $|\mathcal{S}_p| = 0$  then
8:     continue
9:   end if
10:   $\text{prompt} \leftarrow \text{FormatPrompt}(p, \tau)$ 
11:   $r \leftarrow M(\text{prompt})$ 
12:   $\text{tokens} \leftarrow \text{CountTokens}(r, M)$ 
13:  if  $\text{tokens} > 0.95 \cdot C_M$  then
14:     $\mathcal{M}[\tau].\text{warnings}++$ 
15:  end if
16:   $s \leftarrow \text{Parse}(r, \tau)$ 
17:   $\mathcal{M}[\tau].\text{correct} \leftarrow \mathcal{M}[\tau].\text{correct} + \mathbf{1}[s \in \mathcal{S}_p]$ 
18: end for

```

For each difficulty level, we maintain the invariant that problem generation time remains polynomial while solution complexity may be exponential, ensuring efficient benchmark execution while testing genuine reasoning. The framework provides theoretical guarantees including contamination resistance where $P(\text{collision}) < |\mathcal{C}|/|\mathcal{P}| < 10^{-3}$ for any feasible training corpus \mathcal{C} (here $P(\text{collision})$ is the probability a generated instance matches an entry of \mathcal{C}), solution correctness through formal verification with zero false positives or negatives, and scalability where problem difficulty increases monotonically with parameter growth enabling continuous evaluation as models improve.

4 RESULTS AND INSIGHTS

4.1 EVALUATION SETUP

We evaluate each model on 1,000 randomly generated problem instances per task variation to ensure statistical robustness, using seed 42 across all experiments for reproducibility. For proprietary models, we reduce to 100 instances per task. All models use same parameters: temperature 0.0 (greedy decoding, top-p 0.9, and maximum tokens allowed for that model). We evaluate 101 language models across 44 algorithmic tasks with 117 variations using our BEYONDBENCH framework. Due to space constraints, detailed experimental settings are provided in the Appendix A and B. Table 3 presents the complete results showing *accuracy*, *instruction-following rates* (we prompt each model to respond in specific output formats; if the response matches **any required format**, we assign *instruction-following* = 1, otherwise = 0), and *average token usage* across all suites.

Model (Param)	Easy			Medium			Hard			Overall		
	Acc (%)	Inst (%)	Tokens (Avg)	Acc (%)	Inst (%)	Tokens (Avg)	Acc (%)	Inst (%)	Tokens (Avg)	Acc (%)	Inst (%)	Tokens (Avg)
<i>Qwen Family (Qwen3)</i>												
Qwen3 (0.6B)	49.99	83.85	3162.80	20.16	92.00	15029.98	14.24	74.17	5542.79	28.13	83.34	7911.86
Qwen3 (1.7B)	70.24	86.54	3157.20	42.54	92.00	10854.63	24.12	80.65	6089.76	45.63	86.40	6700.53
Qwen3 (4B)	81.90	91.57	3091.20	59.22	92.00	11649.83	34.52	83.85	5811.69	58.55	89.14	6850.91
Qwen3 (8B)	82.10	91.58	3027.80	59.99	92.00	8295.54	37.02	85.13	5786.42	59.70	89.57	5703.25
Qwen3 (14B)	86.52	99.27	3607.60	69.78	92.00	6298.80	42.76	85.21	5468.71	66.35	92.16	5125.04
Qwen3 (32B)	84.13	93.05	2845.90	76.18	92.00	5563.77	43.17	85.87	5484.68	67.83	90.31	4631.45
Qwen3 (30B-MOE)	88.74	94.20	2415.13	74.69	92.00	6330.92	<u>43.33</u>	87.28	5391.83	68.92	91.16	4712.63
Qwen3 (30B-MOE-i)	91.64	99.46	647.17	73.75	92.00	3019.49	45.80	97.93	2519.92	70.40	96.46	2062.19
Qwen3 (4B-t)	85.60	95.19	2552.09	61.73	92.00	4874.80	35.21	83.59	5931.45	60.85	90.26	4452.78
Qwen3 (30B-MOE-t)	<u>90.74</u>	96.85	2052.39	<u>75.32</u>	92.00	6063.77	41.29	84.61	5573.57	<u>69.12</u>	91.15	4563.24
<i>Qwen Family (Qwen2.5)</i>												
Qwen2.5 (0.5B)	21.31	77.57	432.30	5.73	92.00	7381.67	1.08	74.77	1742.56	9.37	81.45	3185.51
Qwen2.5 (1.5B)	43.03	85.45	264.70	11.97	92.00	6014.44	3.41	88.16	1131.25	19.47	88.54	2470.13
Qwen2.5 (3B)	45.75	92.35	331.30	20.57	92.00	2121.82	8.35	92.11	1085.38	24.89	92.15	1179.50
Qwen2.5 (7B)	61.36	96.47	286.90	30.07	92.00	1135.23	16.65	91.65	938.58	36.03	93.37	786.90
Qwen2.5 (14B)	63.74	97.83	260.20	37.66	91.76	777.44	22.81	98.41	786.78	41.40	96.00	608.14
Qwen2.5 (32B)	72.90	99.26	260.90	45.04	91.24	650.59	<u>26.08</u>	98.42	685.95	48.01	96.31	532.48
Qwen2.5 (72B)	80.27	99.93	315.75	<u>45.94</u>	92.00	739.62	33.60	99.55	875.11	53.27	97.16	643.49
Qwen2.5 (1.5B-m)	51.43	94.04	397.10	27.98	92.00	1427.29	3.74	74.22	1288.07	27.72	86.75	1037.49
Qwen2.5 (7B-m)	60.68	94.36	411.70	26.18	92.00	2044.62	8.27	85.41	1472.74	31.71	90.59	1309.69
Qwen2.5 (72B-m)	<u>77.25</u>	93.02	429.30	55.13	92.00	780.85	12.82	78.21	1358.64	<u>48.40</u>	87.74	856.26
<i>Gemma Family</i>												
Gemma (1B)	23.61	67.21	870.85	16.19	92.00	1229.28	0.80	76.29	665.62	13.53	78.50	921.92
Gemma (4B)	66.38	98.56	550.90	38.40	92.00	1072.62	11.18	85.76	1048.37	38.65	92.11	890.63
Gemma (12B)	<u>75.51</u>	96.85	504.14	<u>50.00</u>	92.00	1337.32	<u>21.46</u>	77.07	926.02	<u>48.99</u>	88.64	922.49
Gemma (27B)	78.82	97.46	415.96	58.80	92.00	1118.70	36.98	98.32	1069.75	58.20	95.93	868.14
<i>Phi Family</i>												
Phi3-mini (3.8B)	35.82	96.58	89.40	19.80	91.92	503.10	11.61	88.58	667.66	22.41	92.36	420.05
Phi3-med (14B-4k)	43.47	89.87	189.30	21.67	91.64	397.91	14.47	96.82	539.25	26.54	92.78	375.49
Phi3-med (14B-128k)	40.76	96.26	140	23.49	92.00	545.48	16.13	95.80	694.27	26.79	94.69	459.92
Phi4-mini (3.8B-i)	54.55	95.02	292.10	24.85	90.80	1297.82	15.82	92.30	1178.99	31.74	92.71	922.97
Phi4-mini-reasoning (3.8B)	70.16	89.56	3171.90	53.24	92.00	11615.07	25.94	79.55	6181.84	49.78	87.04	6989.60
Phi4 (14B)	78.92	97.46	378.60	38.19	92.00	686.87	<u>28.23</u>	97.18	1032.74	48.45	95.55	699.40
Phi4-reasoning (14B)	<u>72.23</u>	96.21	6066.20	61.37	92.00	8792.26	36.17	75.98	6687.98	56.59	88.06	7182.15
Phi4-reasoning+ (14B)	69.54	88.89	6780.70	<u>55.00</u>	92.00	6261.74	28.14	71.31	7002.66	<u>50.89</u>	84.06	6681.7
<i>Llama Family</i>												
Llama-3.2 (1B)	16.25	47.15	336.30	5.37	92.00	6699.03	1.17	68.44	2028.62	7.60	69.20	3021.32
Llama-3.2 (3B)	42.54	89.88	279.70	16.00	92.00	6467.50	4.66	76.20	1334.66	21.07	86.03	2693.95
Llama-3.1 (8B)	48.84	85.66	366.40	15.22	92.00	7590.22	8.25	88.27	1912.41	24.10	88.64	3289.68
Llama-3.1 (70B)	75.43	98.12	251.20	31.07	92.00	3130.60	23.00	95.80	1181.75	43.17	95.31	1521.18
Llama-3.3 (70B)	74.59	97.40	312.80	46.71	92.00	709.45	<u>26.91</u>	99.38	887.38	49.40	96.26	636.54
Llama4-scout	79.05	92.61	321.93	52.38	86.20	731.44	27.48	49.60	1214.75	52.97	76.14	756.04
<i>Mistral Family</i>												
Mistral (7B)	27.66	96.26	207.10	10.03	92.00	635.92	4.34	91.23	1167.03	14.01	93.16	670.02
Ministral (8B)	50.93	89.70	534.28	21.67	92.00	1160.51	8.92	94.74	872.20	<u>27.17</u>	92.15	855.66
Mistral-nemo (12B)	35.43	82.95	377	18.08	92.00	1266.19	<u>12.27</u>	92.11	542.81	21.93	89.02	728.67
Mixtral-8x7b	35.03	91.47	140.47	12.39	86.88	350.39	9.64	85.69	523.03	19.02	88.01	337.96
Mixtral-8x22b	<u>50.06</u>	79.17	296.42	<u>20.54</u>	92.00	536	19.03	95.18	762.46	29.88	88.78	531.63
<i>Others</i>												
Smollm3 (3B)	69.01	84.60	2985.20	9.46	70.69	16320.71	19.86	75.09	6076.59	32.78	76.79	8460.83
Smollm2 (1.7B)	16.69	68.98	213	0.52	8.64	65.71	6.73	87.89	1069.83	7.98	55.17	449.51
GPT-OSS (20B)	87.24	95.89	1185.34	63.13	92.00	3674.40	<u>52.35</u>	81.23	3877.50	<u>67.57</u>	89.71	2912.41
GPT-OSS (120B)	93.52	99.01	821.55	75.05	92.00	2205.27	59.64	77.80	2981.69	76.07	89.60	2002.84
<i>OpenAI Family (Proprietary)</i>												
GPT5 *	97.26	99.82	992.41	<u>81.60</u>	92.00	2278.59	71.81	96.64	4525.92	83.56	96.15	2598.97
GPT5-mini *	96.01	100.00	798.72	79.60	92.00	1640.01	69.41	90.70	3330.71	81.67	94.23	1923.15
GPT5-nano *	<u>96.19</u>	99.29	1377.00	80.00	91.20	2414.85	<u>69.92</u>	90.25	7078.18	<u>82.04</u>	93.58	3623.34
GPT4.1	92.08	100.00	409.38	72.80	92.00	3718.96	46.96	97.13	3681.23	70.61	96.38	2603.19
GPT4.1-mini	93.39	100.00	915.70	72.40	92.00	2549.95	41.53	95.35	3069.56	69.11	95.78	2178.40
GPT4.1-nano	80.30	98.21	1161.08	53.20	92.00	1254.45	23.16	98.64	1303.67	52.22	96.28	1239.73
GPT4o	87.92	100.00	256.84	54.40	92.00	536.46	28.71	97.78	582.04	57.01	96.59	458.45
GPT4o-mini	73.57	98.57	272.32	38.00	92.00	522.71	14.73	97.90	819.02	42.10	96.16	538.02
o4-mini *	94.40	100.00	993.38	<u>81.60</u>	92.00	1486.20	61.12	93.89	4514.36	79.04	95.30	2331.31
o3 *	97.26	100.00	856.56	82.00	90.40	2891.81	61.81	94.49	5585.29	80.36	94.96	3111.22
o3-mini *	93.99	99.64	1101.22	80.80	92.00	1525.04	57.59	96.40	5425.99	77.46	96.01	2684.08
<i>Gemini Family (Proprietary)</i>												
Gemini-2.5-pro	<u>89.23</u>	87.32	267.57	77.20	89.20	725.72	56.38	97.92	916.18	74.27	91.48	636.49
Gemini-2.5-flash	90.00	95.65	357.62	70.00	76.00	617.25	<u>51.32</u>	88.82	1097.35	70.44	86.82	690.74
Gemini-2.5-flash-lite	86.01	100.00	587.71	50.00	92.00	11929.26	39.21	97.00	5825.56	58.41	96.33	6114.18
Gemini-2.0-flash	84.52	98.69	313.89	67.20	92.00	1044.79	31.24	88.94	1425.60	60.99	93.21	928.09
Gemini-2.0-flash-lite	82.02	98.81	286.12	57.60	92.00	1043.37	31.07	94.81	1840.31	56.90	95.21	1056.60

Table 3: **BEYONDBENCH Leaderboard:** Evaluation results across three difficulty suites (Easy, Medium, Hard). Each suite reports Accuracy (Acc), Instruction-following (Inst) and average output Tokens; suffixes denote variant type: -i = instruct, -t = thinking, -m = math. The three **Overall** subcolumns show the arithmetic mean across Easy/Medium/Hard for Acc, Inst and Tokens respectively. Within each family, **bold** denotes the best variant and underlined denotes the second-best. **Note:** Models marked as * has been allowed maximum reasoning effort/thinking tokens to use.

4.2 MAIN RESULTS

Our experiments reveal substantial limitations in algorithmic reasoning, as problem complexity grows. The strongest commercial models like GPT5 (Georgiou, 2025) achieve 71.81% accuracy on hard suite, while most open-source models struggle to exceed 60% performance. The performance drops dramatically with complexity: the best open-source model (GPT-OSS 120B (OpenAI et al., 2025)) achieves 93.52% on Easy tasks but only 59.64% on Hard tasks, suggesting fundamental struggles with recursive algorithmic reasoning.

SYSTEMATIC PERFORMANCE COLLAPSE BEYOND COMPLEXITY THRESHOLDS. Models exhibit sharp performance cliffs rather than gradual degradation when algorithmic complexity exceeds critical thresholds. Figure 1 demonstrates this phenomenon across nine hardest algorithmic tasks, showing how models maintain reasonable performance until hitting complexity barriers, then collapse catastrophically. For instance, models achieve 80-90% accuracy on 4x4 Sudoku but drop to <10% on 9x9 grids. Similarly, most open-sourced models perform well on 3-5 disk Tower of Hanoi but fail completely at 6+ disks.

This cliff-like degradation pattern indicates that *current models lack the systematic state management and backtracking mechanisms essential for complex algorithmic reasoning.*

The data reveals two distinct failure patterns: **i) catastrophic collapse** versus **ii) gradual degradation**. Tasks like Tower of Hanoi and Matrix Chain Multiplication exhibit sharp cliffs-models perform well until 5-6 disks and 7-10 matrices respectively, then collapse completely to near-zero performance. In contrast, Cryptarithmic and Graph Coloring show **counter-intuitive improvement patterns**: Cryptarithmic accuracy often increases with word length (ex- 78.0%→90.4% for GPT-OSS), while Graph Coloring maintains relatively stable performance across vertex counts (ex- 100%→77% from 12-40 vertices GPT-OSS).

This suggests that **complexity scaling affects different algorithmic reasoning mechanisms differently**: recursive problems with exponential state explosion face hard computational limits, while constraint satisfaction problems may benefit from richer problem structure providing more optimization pathways. *Interestingly, even reasoning models like GPT-5 and o3 exhibit these same differential patterns*, indicating fundamental differences in how transformers handle various types of algorithmic complexity rather than uniform scaling limitations. Furthermore, **most open-source models show a consistent performance ceiling around 30-35% on hard problems** across 85 models from different architectures.

DYNAMIC EVALUATION HIGHLIGHTS LIMITS OF STATIC BENCHMARKS. Dynamic problem generation shows that previous benchmark scores overestimate reasoning capabilities. Models claiming 90%+ performance on static benchmarks like GSM8K achieve only ~50% on equivalent dynamically generated tasks. Our framework generates problems from spaces exceeding 10^{15} possibilities, making memorization very difficult. Figure 2 shows the resulting performance distribution, reflecting innate reasoning capabilities when tested on our dynamic generation benchmark. For detailed results, see appendix I (medium) and L (hard suite).

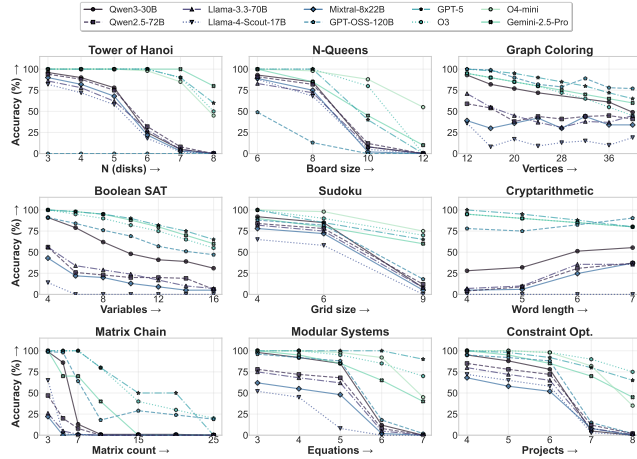


Figure 1: Performance Collapse on Hard Suite.

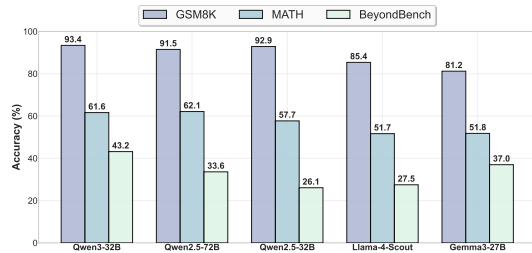


Figure 2: Static Benchmarks vs BEYONDBENCH Performance on Hard Suite.

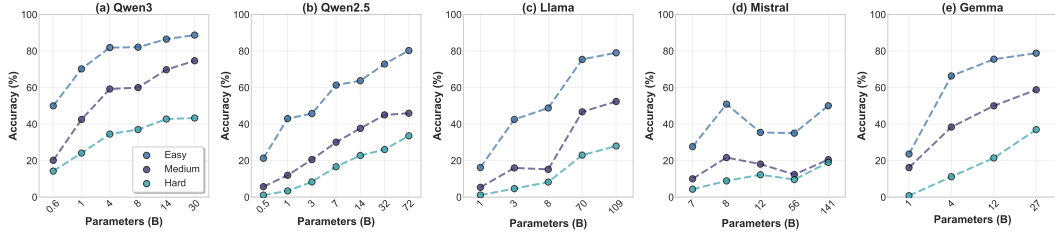


Figure 3: **Scaling Laws Across Model Families.** Performance gains follow logarithmic curves with steep early improvements tapering to marginal gains at larger scales.

4.3 PARAMETERS SCALING EFFECTS

PARAMETER SCALING SHOWS PERFORMANCE SATURATION. **Our overall results (Table 3) suggests that while larger models still perform better, the rate of improvement follows logarithmic patterns with diminishing returns after certain point.** Figure 3 illustrates logarithmic scaling patterns across model families, revealing diminishing returns of parameter scaling. Within the Qwen3 family (Yang et al., 2025a), going from 0.6B to 1.7B (2.8x parameters) yields a substantial 17.5% point gain (28.13% \rightarrow 45.63%), but scaling further to 32B parameters adds only 22.2 points across 18x parameter increase. The step from 8B to 14B (1.75x parameters) delivers just 6.65 points, and from 14B to 32B (2.2x parameters) provides only 1.48 points. The Qwen2.5 family (Qwen et al., 2025) shows similar patterns: large early gains (9.37% \rightarrow 36.03% from 0.5B to 7B) followed by slower progress (36.03% \rightarrow 53.27% from 7B to 72B). *These results suggest that while scaling remains beneficial, its impact on reasoning ability diminishes progressively, with only reduced incremental benefits at larger model sizes.*

QUANTIZATION HAS MINIMAL IMPACT ON REASONING. **Even aggressive quantization has minimal impact (<3% typical) on algorithmic reasoning, suggesting that reasoning is robust to reduced precision.** Across quantized model variants, FP8 (Kuzmin et al., 2024) and GPTQ-Int8 quantization (Frantar et al., 2023) maintain nearly identical performance to full-precision models (Srivastava et al., 2025b;a). Some quantized variants even outperform their full-precision counterparts: Qwen3-30B-MOE-i (FP8) achieves 71.04% versus 70.40% for the original. Even GPTQ-Int4 quantization, reducing model size by 4x, shows only modest drops, typically 1-3% (refer appendix N for quantized model results across easy, medium and hard tasks). **This finding suggests that algorithmic thinking relies more on discrete symbolic operations than fine-grained numerical computations.** The results indicate that the bottleneck in reasoning performance is not computational precision but rather architectural design and the availability of appropriate architectural mechanisms enabling multi-step reasoning. Figure 4 demonstrates the minimal performance degradation across quantization schemes.

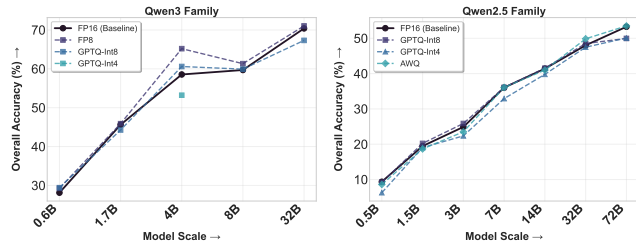


Figure 4: **Quantization Robustness Across Model Scales.** Base Model (FP16) vs quantized variants for Qwen families.

4.4 SPECIALIZATION EFFECTS AND PERFORMANCE PATTERNS

THINKING MODELS SHOW LIMITED GAINS. **Models designed for extended reasoning show only modest improvements over their standard versions.** The Qwen3-4B-thinking variant achieves 60.85% versus 58.55% for the base model-a 2.3% improvement. Similarly, Qwen3-30B-MOE-thinking (Xu et al., 2025) shows only 0.2% gain (69.12% vs 68.92%) despite being optimized for reasoning tasks. Interestingly, these "thinking" models don't consistently use more tokens, suggesting they process information differently rather than simply thinking longer. This indicates that *current approaches to improving reasoning may not completely address the deeper challenges for algorithmic*

reasoning. True algorithmic reasoning appears to require systematic state management, backtracking, and constraint handling-capabilities that may be fundamentally different from language modeling.

DOMAIN SPECIFIC (MATHEMATICAL) FINE-TUNING REDUCES ALGORITHMIC PERFORMANCE. Specialized mathematical training appears to hurt performance on algorithmic reasoning tasks. Qwen2.5-72B-math (Yang et al., 2024) achieves 48.40% overall versus 53.27% for the base model: a 4.87% drop after mathematical training. This pattern appears across model sizes: Qwen2.5-7B-math (31.71%) underperforms the base model (36.03%). **Mathematical fine-tuning appears to optimize for in-domain datasets like GSM8K, MATH not innate algorithmic reasoning.** Mathematical training focuses on symbolic manipulation, equation solving, and formula application, while our tasks require procedure construction, state management, and systematic search. Such training seems to emphasize symbolic and equation-based skills, which may not fully align with the requirements of algorithmic tasks.

4.5 PROPRIETARY MODELS AND TOOL-AUGMENTED REASONING

OPEN-SOURCED MODELS SHOW LARGE PERFORMANCE GAPS COMPARED TO PROPRIETARY MODELS. The performance difference between leading proprietary models (Comanici et al., 2025; OpenAI et al., 2024) and open-source alternatives suggests that the gap cannot be explained by scale alone. For instance, GPT5 achieves a notable 12.17% better performance on hard tasks over the best open-source model (GPT-OSS-120B). **These results suggest that top-performing proprietary models may rely on innovations beyond simple parameter scaling,** possibly including *internal tool use* or *code generation* to solve algorithmic problems rather than relying solely on language-based reasoning.

TOOL-AUGMENTED APPROACHES SHOW PROMISE. GPT-5 (an agentic LLM) results suggest that combining language models with computational tools may be more effective than scaling language models alone. The performance of tool-augmented GPT5 models drastically drops when its tool usage is turned off. Table 4 shows a 16.81%, 15.86% and 43.95% drop in accuracy for GPT-5, GPT-5 mini, and GPT-5 nano respectively. This shows that these **models appear to recognize when to use computational tools** rather than attempting pure language-based reasoning. This approach mirrors human problem-solving, where we use calculators, algorithms, and external tools to extend our capabilities. *The efficiency gains observed suggest that recognizing problem types and selecting appropriate solution methods may be more important than extended reasoning within the language model itself.*

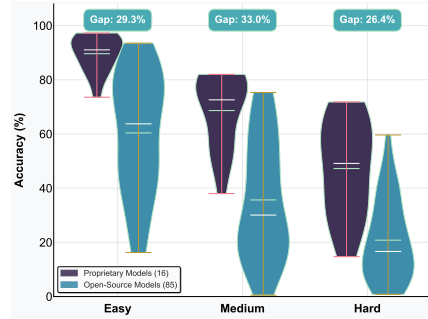


Figure 5: **Performance Distribution by Model Type and Difficulty.** Violin width indicates density of models at each performance level; white lines show medians, dark lines show means. "Gap %" quantify the mean performance.

5 CONCLUSION

BEYONDBENCH’s contamination-resistant evaluation of 101 models reveals that **innate reasoning in raw language models represents a fundamental bottleneck that cannot be overcome through scaling alone.** Our results reveal three major insights: **1)** parameter scaling shows logarithmic returns with a hard ceiling around 30-35% on algorithmic tasks for most open-sourced models; **2)** "thinking" models fail to meaningfully improve reasoning; and **3)** mathematical fine-tuning actively degrades algorithmic performance by optimizing for the wrong computational primitives. The better performance of tool-augmented models like GPT5 (83.56% vs. 76.07% for the best open-source alternative GPT-OSS 120B) combined with their efficient problem-solving approaches suggests these systems succeed not through superior language based reasoning but by recognizing when to use tools for complex reasoning. The path toward Artificial General Intelligence lies in developing agentic architectures

Model	Easy	Medium	Hard	Overall
<i>With Tools and Thinking Effort=High</i>				
GPT-5	97.26	81.60	71.81	83.56
GPT-5 mini	96.01	79.60	69.41	81.67
GPT-5 nano	96.19	80.00	69.92	82.04
<i>Without Tools and Thinking Effort=High</i>				
GPT-5	88.39	61.60	50.27	66.75
GPT-5 mini	91.67	64.40	41.36	65.81
GPT-5 nano	58.33	33.60	22.33	38.09

Table 4: **GPT-5 family accuracy.**

that combine language understanding with tool use- systems that, like human experts, can recognize when it's time to reason and when it's time to compute. BEYONDBENCH has revealed the core limits of raw language models and highlighted the promise of tool-augmented systems; *looking forward, we see the future toward hybrid neuro-symbolic architectures and agentic LLMs with the ability to call on tools and to know when to use them effectively.*

ACKNOWLEDGEMENTS

This work was supported by the NSF #2442253, NSF NAIRR Pilot with PSC Neocortex and NCSA Delta, Cisco Research, NVIDIA, Amazon, the Commonwealth Cyber Initiative, the Amazon–Virginia Tech Center for Efficient and Robust Machine Learning, the Sanghani Center for AI and Data Analytics at Virginia Tech, the Virginia Tech Innovation Campus, Children’s National Hospital, and the Fralin Biomedical Research Institute at Virginia Tech. The views, findings, conclusions, and recommendations expressed in this work are those of the authors and do not necessarily reflect the opinions of the funding agencies.

ETHICS STATEMENT

BeyondBench is designed to evaluate reasoning capabilities without raising ethical concerns. All generated problems are abstract mathematical or algorithmic puzzles without real-world context that could encode biases. We deliberately avoid word problems or scenarios that might reference people, cultures, or sensitive topics. The benchmark cannot be used to generate harmful content, as it only produces mathematical sequences, logical formulas, and algorithmic solutions. We acknowledge that improved reasoning capabilities could be dual-use, potentially enabling both beneficial applications (scientific discovery, education) and concerning ones (strategic deception, adversarial planning). However, our benchmark itself poses no direct ethical risks and serves the important purpose of accurately measuring AI capabilities, which is essential for responsible AI development.

REPRODUCIBILITY STATEMENT

Our BEYONDBENCH leaderboard is **publicly available** at <https://ctrl-gaurav.github.io/BeyondBench/>. We will continue to keep the leaderboard up to date as new models are released. All code, data, and evaluation scripts for BeyondBench will also be made publicly available soon.

REFERENCES

- Mislav Balunović, Jasper Dekoninck, Ivo Petrov, Nikola Jovanović, and Martin Vechev. Matharena: Evaluating llms on uncontaminated math competitions. *arXiv preprint arXiv:2505.23281*, 2025.
- C Bessiere. Constraint propagation, technical report lirmm 06020 cnrs. *University of Montpellier*, available at: <http://www.math.unipd.it/~frossi/bessiere>, 2006.
- Clément Carbonnel, David A Cohen, Martin C Cooper, and Stanislav Živný. On singleton arc consistency for csps defined by monotone patterns. *Algorithmica*, 81(4):1699–1727, 2019.
- Simin Chen, Yiming Chen, Zexin Li, Yifan Jiang, Zhongwei Wan, Yixin He, Dezhi Ran, Tianle Gu, Haizhou Li, Tao Xie, and Baishakhi Ray. Recent advances in large language model benchmarks against data contamination: From static to dynamic evaluation, 2025a. URL <https://arxiv.org/abs/2502.17521>.
- Simin Chen, Pranav Pusarla, and Baishakhi Ray. Dycodeeval: Dynamic benchmarking of reasoning capabilities in code large language models under data contamination. In *Forty-second International Conference on Machine Learning*, 2025b. URL <https://openreview.net/forum?id=3BZyQqbytZ>.
- Xingyu Chen, Jiahao Xu, Tian Liang, Zhiwei He, Jianhui Pang, Dian Yu, Linfeng Song, Qiuzhi Liu, Mengfei Zhou, Zhuosheng Zhang, Rui Wang, Zhaopeng Tu, Haitao Mi, and Dong Yu. Do not think that much for $2+3=?$ on the overthinking of ol-like llms, 2025c. URL <https://arxiv.org/abs/2412.21187>.
- Yuxing Cheng, Yi Chang, and Yuan Wu. A survey on data contamination for large language models. *arXiv preprint arXiv:2502.14425*, 2025.
- Hyeong Kyu Choi, Maxim Khanov, Hongxin Wei, and Yixuan Li. How contaminated is your benchmark? quantifying dataset leakage in large language models with kernel divergence, 2025. URL <https://arxiv.org/abs/2502.00678>.
- Karl Cobbe, Vineet Kosaraju, Mohammad Bavarian, Mark Chen, Heewoo Jun, Lukasz Kaiser, Matthias Plappert, Jerry Tworek, Jacob Hilton, Reiichiro Nakano, Christopher Hesse, and John Schulman. Training verifiers to solve math word problems. *arXiv preprint arXiv:2110.14168*, 2021a. URL <https://arxiv.org/abs/2110.14168>. Introduces the GSM8K grade-school math dataset.
- Karl Cobbe, Vineet Kosaraju, Mohammad Bavarian, Mark Chen, Heewoo Jun, Lukasz Kaiser, Matthias Plappert, Jerry Tworek, Jacob Hilton, Reiichiro Nakano, et al. Training verifiers to solve math word problems. *arXiv preprint arXiv:2110.14168*, 2021b.
- Gheorghe Comanici, Eric Bieber, Mike Schaekermann, Ice Pasupat, Noveen Sachdeva, Inderjit Dhillon, Marcel Blistein, Ori Ram, Dan Zhang, Evan Rosen, Luke Marris, Sam Petulla, Colin Gaffney, Asaf Aharoni, Nathan Lintz, Tiago Cardal Pais, Henrik Jacobsson, Idan Szpektor, Nan-Jiang Jiang, Krishna Haridasan, Ahmed Omran, Nikunj Saunshi, Dara Bahri, Gaurav Mishra, Eric Chu, Toby Boyd, Brad Hekman, Aaron Parisi, Chaoyi Zhang, Kornraphop Kawintiranon, Tania Bedrax-Weiss, Oliver Wang, Ya Xu, Ollie Purkiss, Uri Mendlovic, Ilai Deutel, Nam Nguyen, Adam Langley, Flip Korn, Lucia Rossazza, Alexandre Ramé, Sagar Waghmare, Helen Miller, Nathan Byrd, Ashrith Sheshan, Raia Hadsell Sangnie Bhardwaj, Pawel Janus, Tero Rissa, Dan Horgan, Sharon Silver, Ayzaan Wahid, Sergey Brin, Yves Raimond, Klemen Kloboves, Cindy Wang, Nitesh Bharadwaj Gundavarapu, Ilia Shumailov, et al. Gemini 2.5: Pushing the frontier with advanced reasoning, multimodality, long context, and next generation agentic capabilities, 2025. URL <https://arxiv.org/abs/2507.06261>.
- Martin Cooper and Thomas Schiex. Arc consistency for soft constraints, 2001. URL <https://arxiv.org/abs/cs/0111038>.
- Martin C. Cooper and Stanislav Živný. The power of arc consistency for csps defined by partially-ordered forbidden patterns. *Logical Methods in Computer Science*, Volume 13, Issue 4, December 2017. ISSN 1860-5974. doi: 10.23638/lmcs-13(4:26)2017. URL [http://dx.doi.org/10.23638/LMCS-13\(4:26\)2017](http://dx.doi.org/10.23638/LMCS-13(4:26)2017).

-
- Alejandro Cuadron, Dacheng Li, Wenjie Ma, Xingyao Wang, Yichuan Wang, Siyuan Zhuang, Shu Liu, Luis Gaspar Schroeder, Tian Xia, Huanzhi Mao, Nicholas Thumiger, Aditya Desai, Ion Stoica, Ana Klimovic, Graham Neubig, and Joseph E. Gonzalez. The danger of overthinking: Examining the reasoning-action dilemma in agentic tasks, 2025. URL <https://arxiv.org/abs/2502.08235>.
- Rina Dechter. *Constraint processing*. Elsevier, 2003.
- Chunyuan Deng, Yilun Zhao, Xiangru Tang, Mark Gerstein, and Arman Cohan. Investigating data contamination in modern benchmarks for large language models. In Kevin Duh, Helena Gomez, and Steven Bethard (eds.), *Proceedings of the 2024 Conference of the North American Chapter of the Association for Computational Linguistics: Human Language Technologies (Volume 1: Long Papers)*, pp. 8706–8719, Mexico City, Mexico, June 2024. Association for Computational Linguistics. doi: 10.18653/v1/2024.naacl-long.482. URL <https://aclanthology.org/2024.naacl-long.482/>.
- Lizhou Fan, Wenyue Hua, Lingyao Li, Haoyang Ling, and Yongfeng Zhang. NPHardEval: Dynamic benchmark on reasoning ability of large language models via complexity classes. In Lun-Wei Ku, Andre Martins, and Vivek Srikumar (eds.), *Proceedings of the 62nd Annual Meeting of the Association for Computational Linguistics (Volume 1: Long Papers)*, pp. 4092–4114, Bangkok, Thailand, August 2024. Association for Computational Linguistics. doi: 10.18653/v1/2024.acl-long.225. URL <https://aclanthology.org/2024.acl-long.225/>.
- Elias Frantar, Saleh Ashkboos, Torsten Hoefler, and Dan Alistarh. Gptq: Accurate post-training quantization for generative pre-trained transformers, 2023. URL <https://arxiv.org/abs/2210.17323>.
- Georgios P. Georgiou. Capabilities of gpt-5 across critical domains: Is it the next breakthrough?, 2025. URL <https://arxiv.org/abs/2508.19259>.
- Shahriar Golchin and Mihai Surdeanu. Data contamination quiz: A tool to detect and estimate contamination in large language models, 2025. URL <https://arxiv.org/abs/2311.06233>.
- Tingxu Han, Zhenting Wang, Chunrong Fang, Shiyu Zhao, Shiqing Ma, and Zhenyu Chen. Token-budget-aware LLM reasoning. In Wanxiang Che, Joyce Nabende, Ekaterina Shutova, and Mohammad Taher Pilehvar (eds.), *Findings of the Association for Computational Linguistics: ACL 2025*, pp. 24842–24855, Vienna, Austria, July 2025. Association for Computational Linguistics. ISBN 979-8-89176-256-5. doi: 10.18653/v1/2025.findings-acl.1274. URL <https://aclanthology.org/2025.findings-acl.1274/>.
- Chaoqun He, Renjie Luo, Yuzhuo Bai, Shengding Hu, Zhen Leng Thai, Junhao Shen, Jinyi Hu, Xu Han, Yujie Huang, Yuxiang Zhang, Jie Liu, Lei Qi, Zhiyuan Liu, and Maosong Sun. Olympiad-bench: A challenging benchmark for promoting agi with olympiad-level bilingual multimodal scientific problems, 2024. URL <https://arxiv.org/abs/2402.14008>.
- Dan Hendrycks, Collin Burns, Saurav Kadavath, Akul Arora, Steven Basart, Eric Tang, Dawn Song, and Jacob Steinhardt. Measuring mathematical problem solving with the math dataset. In *NeurIPS (Datasets and Benchmarks Track) / NeurIPS 2021 Proceedings*, 2021a. URL <https://arxiv.org/abs/2103.03874>. Introduces the MATH competition-level math benchmark (12.5k problems).
- Dan Hendrycks, Collin Burns, Saurav Kadavath, Akul Arora, Steven Basart, Eric Tang, Dawn Song, and Jacob Steinhardt. Measuring mathematical problem solving with the MATH dataset. In *Thirty-fifth Conference on Neural Information Processing Systems Datasets and Benchmarks Track (Round 2)*, 2021b. URL <https://openreview.net/forum?id=7Bywt2mQsCe>.
- Mercedes Hidalgo-Herrero, Pablo Rabanal, Ismael Rodriguez, and Fernando Rubio. Comparing problem solving strategies for np-hard optimization problems. *Fundamenta Informaticae*, 124 (1-2):1–25, 2013.
- Ian Howell, Robert J Woodward, Berthe Y Choueiry, and Christian Bessiere. Solving sudoku with consistency: A visual and interactive approach. In *IJCAI*, volume 2018, pp. 5829–5831, 2018.

-
- Lanxiang Hu, Qiyu Li, Anze Xie, Nan Jiang, Ion Stoica, Haojian Jin, and Hao Zhang. Gamearena: Evaluating LLM reasoning through live computer games. In *The Thirteenth International Conference on Learning Representations*, 2025. URL <https://openreview.net/forum?id=SeQ8l8xo1r>.
- Shulin Huang, Linyi Yang, Yan Song, Shuang Chen, Leyang Cui, Ziyu Wan, Qingcheng Zeng, Ying Wen, Kun Shao, Weinan Zhang, et al. Thinkbench: Dynamic out-of-distribution evaluation for robust llm reasoning. *arXiv preprint arXiv:2502.16268*, 2025.
- Rushang Karia, Daniel Richard Bramblett, Daksh Dobhal, and Siddharth Srivastava. Autoeval: Autonomous evaluation of LLMs for truth maintenance and reasoning tasks. In *The Thirteenth International Conference on Learning Representations*, 2025. URL <https://openreview.net/forum?id=ivlTpRCJeK>.
- Michael Katz, Harsha Kokel, and Sarath Sreedharan. Seemingly simple planning problems are computationally challenging: The countdown game. *arXiv preprint arXiv:2508.02900*, 2025.
- Graham Kendall, Andrew Parkes, and Kristian Spoerer. A survey of np-complete puzzles. *ICGA journal*, 31(1):13–34, 2008.
- Andrey Kuzmin, Mart Van Baalen, Yuwei Ren, Markus Nagel, Jorn Peters, and Tijmen Blankevoort. Fp8 quantization: The power of the exponent, 2024. URL <https://arxiv.org/abs/2208.09225>.
- Kevin Leyton-Brown, Holger H Hoos, Frank Hutter, and Lin Xu. Understanding the empirical hardness of np-complete problems. *Communications of the ACM*, 57(5):98–107, 2014.
- Xiang Li, Yunshi Lan, and Chao Yang. Treeeval: Benchmark-free evaluation of large language models through tree planning. In *Proceedings of the AAAI Conference on Artificial Intelligence*, volume 39, pp. 24485–24493, 2025.
- Junhong Lin, Xinyue Zeng, Jie Zhu, Song Wang, Julian Shun, Jun Wu, and Dawei Zhou. Plan and budget: Effective and efficient test-time scaling on large language model reasoning, 2025. URL <https://arxiv.org/abs/2505.16122>.
- Michael Mitzenmacher and Eli Upfal. *Probability and computing: Randomization and probabilistic techniques in algorithms and data analysis*. Cambridge university press, 2017.
- OpenAI, Josh Achiam, Steven Adler, Sandhini Agarwal, Lama Ahmad, Ilge Akkaya, Florencia Leoni Aleman, Diogo Almeida, Janko Altschmidt, Sam Altman, Shyamal Anadkat, Red Avila, Igor Babuschkin, Suchir Balaji, Valerie Balcom, Paul Baltescu, Haiming Bao, Mohammad Bavarian, Jeff Belgum, Irwan Bello, Jake Berdine, Gabriel Bernadett-Shapiro, Christopher Berner, Lenny Bogdonoff, Oleg Boiko, Madelaine Boyd, Anna-Luisa Brakman, Greg Brockman, Tim Brooks, Miles Brundage, Kevin Button, Trevor Cai, Rosie Campbell, Andrew Cann, Brittany Carey, Chelsea Carlson, Rory Carmichael, Brooke Chan, Che Chang, Fotis Chantzis, Derek Chen, Sully Chen, Ruby Chen, Jason Chen, Mark Chen, Ben Chess, Chester Cho, Casey Chu, Hyung Won Chung, Dave Cummings, Jeremiah Currier, Yunxing Dai, Cory Decareaux, Thomas Degry, Noah Deutsch, Damien Deville, Arka Dhar, David Dohan, Steve Dowling, Sheila Dunning, Adrien Ecoffet, Atty Eleti, Tyna Eloundou, David Farhi, Liam Fedus, Niko Felix, Simón Posada Fishman, Juston Forte, Isabella Fulford, Leo Gao, Elie Georges, Christian Gibson, Vik Goel, Tarun Gogineni, Gabriel Goh, Rapha Gontijo-Lopes, Jonathan Gordon, Morgan Grafstein, Scott Gray, Ryan Greene, Joshua Gross, Shixiang Shane Gu, Yufei Guo, Chris Hallacy, Jesse Han, Jeff Harris, Yuchen He, Mike Heaton, Johannes Heidecke, Chris Hesse, Alan Hickey, Wade Hickey, Peter Hoeschele, Brandon Houghton, Kenny Hsu, Shengli Hu, Xin Hu, Joost Huizinga, Shantanu Jain, Shawn Jain, Joanne Jang, Angela Jiang, Roger Jiang, Haozhun Jin, Denny Jin, Shino Jomoto, Billie Jonn, Heewoo Jun, Tomer Kaftan, Łukasz Kaiser, Ali Kamali, Ingmar Kanitscheider, Nitish Shirish Keskar, Tabarak Khan, Logan Kilpatrick, Jong Wook Kim, Christina Kim, Yongjik Kim, Jan Hendrik Kirchner, Jamie Kiros, Matt Knight, Daniel Kokotajlo, Łukasz Kondrasiuk, Andrew Kondrich, Aris Konstantinidis, Kyle Kosic, Gretchen Krueger, Vishal Kuo, Michael Lampe, Ikai Lan, Teddy Lee, Jan Leike, Jade Leung, Daniel Levy, Chak Ming Li, Rachel Lim, Molly Lin, Stephanie Lin, Mateusz Litwin, Theresa Lopez, Ryan Lowe, Patricia Lue, Anna Makanju, Kim Malfacini, Sam Manning, Todor Markov, Yaniv Markovski, Bianca Martin, Katie Mayer, Andrew Mayne,

Bob McGrew, Scott Mayer McKinney, Christine McLeavey, Paul McMillan, Jake McNeil, David Medina, Aalok Mehta, Jacob Menick, Luke Metz, Andrey Mishchenko, Pamela Mishkin, Vinnie Monaco, Evan Morikawa, Daniel Mossing, Tong Mu, Mira Murati, Oleg Murk, David Mély, Ashvin Nair, Reiichiro Nakano, Rajeev Nayak, Arvind Neelakantan, Richard Ngo, Hyeonwoo Noh, Long Ouyang, Cullen O’Keefe, Jakub Pachocki, Alex Paino, Joe Palermo, Ashley Pantuliano, Giambattista Parascandolo, Joel Parish, Emy Parparita, Alex Passos, Mikhail Pavlov, Andrew Peng, Adam Perelman, Filipe de Avila Belbute Peres, Michael Petrov, Henrique Ponde de Oliveira Pinto, Michael, Pokorny, Michelle Pokrass, Vitchyr H. Pong, Tolly Powell, Alethea Power, Boris Power, Elizabeth Proehl, Raul Puri, Alec Radford, Jack Rae, Aditya Ramesh, Cameron Raymond, Francis Real, Kendra Rimbach, Carl Ross, Bob Rotsted, Henri Roussez, Nick Ryder, Mario Saltarelli, Ted Sanders, Shibani Santurkar, Girish Sastry, Heather Schmidt, David Schnurr, John Schulman, Daniel Selsam, Kyla Sheppard, Toki Sherbakov, Jessica Shieh, Sarah Shoker, Pranav Shyam, Szymon Sidor, Eric Sigler, Maddie Simens, Jordan Sitkin, Katarina Slama, Ian Sohl, Benjamin Sokolowsky, Yang Song, Natalie Staudacher, Felipe Petroski Such, Natalie Summers, Ilya Sutskever, Jie Tang, Nikolas Tezak, Madeleine B. Thompson, Phil Tillet, Amin Tootoonchian, Elizabeth Tseng, Preston Tuggle, Nick Turley, Jerry Tworek, Juan Felipe Cerón Uribe, Andrea Vallone, Arun Vijayvergiya, Chelsea Voss, Carroll Wainwright, Justin Jay Wang, Alvin Wang, Ben Wang, Jonathan Ward, Jason Wei, CJ Weinmann, Akila Welihinda, Peter Welinder, Jiayi Weng, Lilian Weng, Matt Wiethoff, Dave Willner, Clemens Winter, Samuel Wolrich, Hannah Wong, Lauren Workman, Sherwin Wu, Jeff Wu, Michael Wu, Kai Xiao, Tao Xu, Sarah Yoo, Kevin Yu, Qiming Yuan, Wojciech Zaremba, Rowan Zellers, Chong Zhang, Marvin Zhang, Shengjia Zhao, Tianhao Zheng, Juntang Zhuang, William Zhuk, and Barret Zoph. Gpt-4 technical report, 2024. URL <https://arxiv.org/abs/2303.08774>.

OpenAI, :, Sandhini Agarwal, Lama Ahmad, Jason Ai, Sam Altman, Andy Applebaum, Edwin Arbus, Rahul K. Arora, Yu Bai, Bowen Baker, Haiming Bao, Boaz Barak, Ally Bennett, Tyler Bertao, Nivedita Brett, Eugene Brevdo, Greg Brockman, Sebastien Bubeck, Che Chang, Kai Chen, Mark Chen, Enoch Cheung, Aidan Clark, Dan Cook, Marat Dukhan, Casey Dvorak, Kevin Fives, Vlad Fomenko, Timur Garipov, Kristian Georgiev, Mia Glaese, Tarun Gogineni, Adam Goucher, Lukas Gross, Katia Gil Guzman, John Hallman, Jackie Hehir, Johannes Heidecke, Alec Helyar, Haitang Hu, Romain Huet, Jacob Huh, Saachi Jain, Zach Johnson, Chris Koch, Irina Kofman, Dominik Kundel, Jason Kwon, Volodymyr Kyrylov, Elaine Ya Le, Guillaume Leclerc, James Park Lennon, Scott Lessans, Mario Lezcano-Casado, Yuanzhi Li, Zhuohan Li, Ji Lin, Jordan Liss, Lily, Liu, Jiancheng Liu, Kevin Lu, Chris Lu, Zoran Martinovic, Lindsay McCallum, Josh McGrath, Scott McKinney, Aidan McLaughlin, Song Mei, Steve Mostovoy, Tong Mu, Gideon Myles, Alexander Neitz, Alex Nichol, Jakub Pachocki, Alex Paino, Dana Palmie, Ashley Pantuliano, Giambattista Parascandolo, Jongsoo Park, Leher Pathak, Carolina Paz, Ludovic Peran, Dmitry Pimenov, Michelle Pokrass, Elizabeth Proehl, Huida Qiu, Gaby Raila, Filippo Raso, Hongyu Ren, Kimmy Richardson, David Robinson, Bob Rotsted, Hadi Salman, Suvansh Sanjeev, Max Schwarzer, D. Sculley, Harshit Sikchi, Kendal Simon, Karan Singhal, Yang Song, Dane Stuckey, Zhiqing Sun, Philippe Tillet, Sam Toizer, Foivos Tsimpourlas, Nikhil Vyas, Eric Wallace, Xin Wang, Miles Wang, Olivia Watkins, Kevin Weil, Amy Wendling, Kevin Whinnery, Cedric Whitney, Hannah Wong, Lin Yang, Yu Yang, Michihiro Yasunaga, Kristen Ying, Wojciech Zaremba, Wenting Zhan, Cyril Zhang, Brian Zhang, Eddie Zhang, and Shengjia Zhao. gpt-oss-120b & gpt-oss-20b model card, 2025. URL <https://arxiv.org/abs/2508.10925>.

C Opus and A Lawszen. The illusion of the illusion of thinking. *arXiv preprint ArXiv:2506.09250*, 2025.

Qwen, :, An Yang, Baosong Yang, Beichen Zhang, Binyuan Hui, Bo Zheng, Bowen Yu, Chengyuan Li, Dayiheng Liu, Fei Huang, Haoran Wei, Huan Lin, Jian Yang, Jianhong Tu, Jianwei Zhang, Jianxin Yang, Jiaxi Yang, Jingren Zhou, Junyang Lin, Kai Dang, Keming Lu, Keqin Bao, Kexin Yang, Le Yu, Mei Li, Mingfeng Xue, Pei Zhang, Qin Zhu, Rui Men, Runji Lin, Tianhao Li, Tianyi Tang, Tingyu Xia, Xingzhang Ren, Xuancheng Ren, Yang Fan, Yang Su, Yichang Zhang, Yu Wan, Yuqiong Liu, Zeyu Cui, Zhenru Zhang, and Zihan Qiu. Qwen2.5 technical report, 2025. URL <https://arxiv.org/abs/2412.15115>.

Parshin Shojaei, Iman Mirzadeh, Keivan Alizadeh, Maxwell Horton, Samy Bengio, and Mehrdad Farajtabar. The illusion of thinking: Understanding the strengths and limitations of reasoning models via the lens of problem complexity. *arXiv preprint arXiv:2506.06941*, 2025.

-
- Helmut Simonis. Sudoku as a constraint problem. In *CP Workshop on modeling and reformulating Constraint Satisfaction Problems*, volume 12, pp. 13–27. Citeseer Sitges, Spain, 2005.
- Gaurav Srivastava, Zhenyu Bi, Meng Lu, and Xuan Wang. Debate, train, evolve: Self evolution of language model reasoning. *arXiv preprint arXiv:2505.15734*, 2025a.
- Gaurav Srivastava, Shuxiang Cao, and Xuan Wang. Towards reasoning ability of small language models. *arXiv preprint arXiv:2502.11569*, 2025b.
- Gaurav Srivastava, Aafiya Hussain, Sriram Srinivasan, and Xuan Wang. Llmthinkbench: Towards basic math reasoning and overthinking in large language models. *arXiv preprint arXiv:2507.04023*, 2025c.
- Iñaki Dellibarda Varela, Pablo Romero-Soroazabal, Eduardo Rocon, and Manuel Cebrian. Rethinking the illusion of thinking, 2025. URL <https://arxiv.org/abs/2507.01231>.
- Petar Veličković, Adrià Puigdomènech Badia, David Budden, Razvan Pascanu, Andrea Banino, Misha Dashevskiy, Raia Hadsell, and Charles Blundell. The clrs algorithmic reasoning benchmark. In *International Conference on Machine Learning*, pp. 22084–22102. PMLR, 2022.
- Toby Walsh. Sat v csp. In *International Conference on Principles and Practice of Constraint Programming*, pp. 441–456. Springer, 2000.
- Junlin Wang, Siddhartha Jain, Dejiao Zhang, Baishakhi Ray, Varun Kumar, and Ben Athiwaratkun. Reasoning in token economies: Budget-aware evaluation of llm reasoning strategies, 2024. URL <https://arxiv.org/abs/2406.06461>.
- Hao Wen, Xinrui Wu, Yi Sun, Feifei Zhang, Liye Chen, Jie Wang, Yunxin Liu, Yunhao Liu, Ya-Qin Zhang, and Yuanchun Li. Budgetthinker: Empowering budget-aware llm reasoning with control tokens, 2025. URL <https://arxiv.org/abs/2508.17196>.
- Mingqi Wu, Zhihao Zhang, Qiaole Dong, Zhiheng Xi, Jun Zhao, Senjie Jin, Xiaoran Fan, Yuhao Zhou, Huijie Lv, Ming Zhang, et al. Reasoning or memorization? unreliable results of reinforcement learning due to data contamination. *arXiv preprint arXiv:2507.10532*, 2025.
- Zhaofeng Wu, Linlu Qiu, Alexis Ross, Ekin Akyürek, Boyuan Chen, Bailin Wang, Najoung Kim, Jacob Andreas, and Yoon Kim. Reasoning or reciting? exploring the capabilities and limitations of language models through counterfactual tasks. In Kevin Duh, Helena Gomez, and Steven Bethard (eds.), *Proceedings of the 2024 Conference of the North American Chapter of the Association for Computational Linguistics: Human Language Technologies (Volume 1: Long Papers)*, pp. 1819–1862, Mexico City, Mexico, June 2024. Association for Computational Linguistics. doi: 10.18653/v1/2024.naacl-long.102. URL <https://aclanthology.org/2024.naacl-long.102/>.
- Cheng Xu, Shuhao Guan, Derek Greene, M Kechadi, et al. Benchmark data contamination of large language models: A survey. *arXiv preprint arXiv:2406.04244*, 2024.
- Jin Xu, Zhifang Guo, Hangrui Hu, Yunfei Chu, Xiong Wang, Jinzheng He, Yuxuan Wang, Xian Shi, Ting He, Xinfa Zhu, Yuanjun Lv, Yongqi Wang, Dake Guo, He Wang, Linhan Ma, Pei Zhang, Xinyu Zhang, Hongkun Hao, Zishan Guo, Baosong Yang, Bin Zhang, Ziyang Ma, Xipin Wei, Shuai Bai, Keqin Chen, Xuejing Liu, Peng Wang, Mingkun Yang, Dayiheng Liu, Xingzhang Ren, Bo Zheng, Rui Men, Fan Zhou, Bowen Yu, Jianxin Yang, Le Yu, Jingren Zhou, and Junyang Lin. Qwen3-omni technical report, 2025. URL <https://arxiv.org/abs/2509.17765>.
- An Yang, Beichen Zhang, Binyuan Hui, Bofei Gao, Bowen Yu, Chengpeng Li, Dayiheng Liu, Jianhong Tu, Jingren Zhou, Junyang Lin, Keming Lu, Mingfeng Xue, Runji Lin, Tianyu Liu, Xingzhang Ren, and Zhenru Zhang. Qwen2.5-math technical report: Toward mathematical expert model via self-improvement, 2024. URL <https://arxiv.org/abs/2409.12122>.
- An Yang, Anfeng Li, Baosong Yang, Beichen Zhang, Binyuan Hui, Bo Zheng, Bowen Yu, Chang Gao, Chengen Huang, Chenxu Lv, Chujiu Zheng, Dayiheng Liu, Fan Zhou, Fei Huang, Feng Hu, Hao Ge, Haoran Wei, Huan Lin, Jialong Tang, Jian Yang, Jianhong Tu, Jianwei Zhang, Jianxin Yang, Jiayi Yang, Jing Zhou, Jingren Zhou, Junyang Lin, Kai Dang, Keqin Bao, Kexin Yang,

-
- Le Yu, Lianghao Deng, Mei Li, Mingfeng Xue, Mingze Li, Pei Zhang, Peng Wang, Qin Zhu, Rui Men, Ruize Gao, Shixuan Liu, Shuang Luo, Tianhao Li, Tianyi Tang, Wenbiao Yin, Xingzhang Ren, Xinyu Wang, Xinyu Zhang, Xuancheng Ren, Yang Fan, Yang Su, Yichang Zhang, Yinger Zhang, Yu Wan, Yuqiong Liu, Zekun Wang, Zeyu Cui, Zhenru Zhang, Zhipeng Zhou, and Zihan Qiu. Qwen3 technical report, 2025a. URL <https://arxiv.org/abs/2505.09388>.
- Chang Yang, Ruiyu Wang, Junzhe Jiang, Qi Jiang, Qinggang Zhang, Yanchen Deng, Shuxin Li, Shuyue Hu, Bo Li, Florian T. Pokorny, Xiao Huang, and Xinrun Wang. Nondeterministic polynomial-time problem challenge: An ever-scaling reasoning benchmark for llms, 2025b. URL <https://arxiv.org/abs/2504.11239>.
- Tong Yu, Yongcheng Jing, Xikun Zhang, Wentao Jiang, Wenjie Wu, Yingjie Wang, Wenbin Hu, Bo Du, and Dacheng Tao. Benchmarking reasoning robustness in large language models, 2025. URL <https://arxiv.org/abs/2503.04550>.
- Zhehao Zhang, Jiaao Chen, and Diyi Yang. Darg: Dynamic evaluation of large language models via adaptive reasoning graph. *Advances in Neural Information Processing Systems*, 37:135904–135942, 2024.
- Kaijie Zhu, Jiaao Chen, Jindong Wang, Neil Zhenqiang Gong, Diyi Yang, and Xing Xie. Dyval: Dynamic evaluation of large language models for reasoning tasks. In *The Twelfth International Conference on Learning Representations*, 2024a. URL <https://openreview.net/forum?id=gjfOL9z5Xr>.
- Kaijie Zhu, Jindong Wang, Qinlin Zhao, Ruochen Xu, and Xing Xie. Dyval 2: Dynamic evaluation of large language models by meta probing agents. *CoRR*, abs/2402.14865, 2024b. URL <https://doi.org/10.48550/arXiv.2402.14865>.

Appendix

Table of Contents

A	Experimental Setting	19
B	Implementation Details	19
C	Scalability of Benchmark Development	20
D	Limitations and Future Work	20
E	Probability of Train/Test Contamination	21
E.1	Contamination Probability in Finite Benchmarks	21
E.2	Setup and notation	22
E.3	Exact formula (non-uniform case)	22
E.4	Exponential approximation and limit behavior	23
E.5	Expected number of overlaps and the "all items present" event	23
E.6	Poisson approximation viewpoint (intuition)	24
E.7	Numerical examples	24
E.8	Caveats and practical remarks	24
F	Easy Suite: Fundamental Arithmetic and Statistical Operations	25
F.1	Theoretical Foundation and Contamination Resistance	25
F.2	Problem Generation Framework	25
F.3	Basic Arithmetic Operations	25
F.4	Comparison and Classification Tasks	27
F.5	Ordering and Extrema Detection Tasks	28
F.6	Sequential Analysis Tasks	29
F.7	Statistical Measures Tasks	30
F.8	Context-Aware Evaluation and Token Estimation Framework	31
F.9	Validation Algorithms and Correctness Guarantees	32
F.10	Mathematical Robustness and Framework Guarantees	33
F.11	Solution Uniqueness Verification and Multi-Solution Handling	33
G	Prompts used for all Easy Suite tasks	37
H	Medium Suite: Complex Sequential Reasoning Tasks	42
H.1	Fibonacci and Recursive Sequence Completion	42
H.2	Geometric and Exponential Sequence Completion	43
H.3	Prime and Number Theory Sequence Completion	45
H.4	Complex Pattern Recognition	48
H.5	Algebraic Sequence Completion	50
H.6	Context-Aware Evaluation and Token Estimation Framework	53
H.7	Solution Uniqueness Verification and Multi-Solution Handling	55
I	Medium Suite: Complete Results	57
J	Prompts used for all Medium Suite tasks	61
K	Hard Suite: Advanced Constraint Satisfaction and Combinatorial Reasoning	64
K.1	Tower of Hanoi: Recursive State Space Navigation	65
K.2	N-Queens: Constraint Satisfaction through Backtracking	67
K.3	Graph Coloring: Chromatic Optimization and Constraint Propagation	70

K.4	Boolean Satisfiability: Logical Reasoning and Constraint Resolution	73
K.5	Sudoku Solving: Constraint Propagation in Structured Grids	76
K.6	Cryptarithmic: Algebraic Constraint Resolution	80
K.7	Matrix Chain Multiplication: Dynamic Programming Optimization	83
K.8	Modular Systems Solver: Number-Theoretic Constraint Resolution	85
K.9	Constraint Optimization: Multi-Objective Resource Allocation	88
K.10	Logic Grid Puzzles: Constraint Satisfaction through Deductive Reasoning	91
L	Hard Suite: Complete Results	98
M	Prompts used for all Hard Suite tasks	101
N	Quantized Models Complete Results	108
N.1	Easy Suite	108
N.2	Medium Suite	108
N.3	Hard Suite	108

A EXPERIMENTAL SETTING

Model Selection and Evaluation Scale. We evaluated 101 language models spanning diverse architectures and parameter scales. Open-source models (85 total) include the Qwen family (Qwen3 and Qwen2.5 variants from 0.5B to 72B parameters), Llama family (Llama-3.1, Llama-3.2, and Llama-3.3 from 1B to 70B), Phi family (Phi3 and Phi4 variants from 3.8B to 14B), Gemma family (1B to 27B), and Mistral family (7B to 176B MoE). Proprietary models (16 total) include OpenAI’s GPT series (GPT-4, GPT-4o, GPT-5 variants) and Google’s Gemini family (Gemini 2.0 and 2.5 variants). For open-source models, we generated 1000 problem instances per task variation to ensure statistical robustness. Due to API cost constraints, we limited proprietary model evaluation to 100 instances per task, which still provides sufficient statistical power given the deterministic nature of our problems.

Inference Configuration. All models were evaluated using consistent inference parameters to ensure fair comparison. We used temperature 0.1 and top-p 0.9 to encourage deterministic, focused responses while allowing minimal exploration. Maximum token limit was set to 32,768 to accommodate complex reasoning traces, though most tasks required far fewer tokens. For open-source models, we employed the vLLM engine for efficient parallel inference, utilizing tensor parallelism across 1-4 GPUs depending on model size. GPU memory utilization was carefully tuned per model (ranging from 0.28 to 0.96) to maximize throughput while avoiding out-of-memory errors. All experiments used seed 42 for reproducibility of random problem generation.

Hardware Infrastructure. Open-source model evaluations were conducted on a cluster with NVIDIA A100 80GB GPUs, enabling efficient inference for models up to 72B parameters. Smaller models (under 7B) ran on single GPUs, while larger models required 2-4 GPUs with tensor parallelism. For proprietary models, we used official APIs: OpenAI’s API for GPT models and Google’s Vertex AI for Gemini models. To minimize variance from system load, all evaluations were scheduled during off-peak hours and run sequentially rather than in parallel when possible.

B IMPLEMENTATION DETAILS

Problem Generation Pipeline. Each task implements a deterministic generation algorithm that takes a random seed and parameter configuration as input. The generator first samples parameters from specified ranges (e.g., list sizes from 8 to 64 elements, values from -1000 to 1000), then constructs the problem instance according to task-specific rules. For tasks admitting multiple solutions, we employ constraint satisfaction solvers (python-constraint for CSP problems, pysat for Boolean SAT) to enumerate all valid solutions. The generation process includes validation checks: ensuring problems are well-posed (have at least one solution), verifying solution uniqueness or completeness, and confirming the problem fits within context limits. Failed generations are logged and regenerated with different seeds.

Response Parsing Framework. We developed task-specific parsers to extract answers from model outputs, handling diverse response formats. Each parser implements multiple extraction strategies in order of strictness: (1) exact format matching using regex patterns for structured outputs like “Answer: [1, 2, 3]”, (2) fuzzy matching for variations like “The answer is 1, 2, 3” or “Solution: 1 2 3”, (3) semantic extraction from verbose explanations, searching for number sequences or specific keywords, and (4) fallback to last numerical value for single-number answers. Parsers handle common LLM quirks including markdown formatting, LaTeX expressions, step-by-step solutions with intermediate results, and natural language descriptions of answers. When parsing fails completely, we mark the response as invalid rather than incorrect, distinguishing format failures from reasoning errors.

Token Counting and Context Management. We implement precise token counting using model-specific tokenizers: tiktoken for OpenAI models, HuggingFace AutoTokenizer for open-source models, and official tokenizer APIs for Gemini models. Before problem generation, we estimate required tokens using task-specific formulas calibrated from pilot studies. For example, Tower of Hanoi requires approximately $(2^n - 1) \times 12$ tokens for n disks, while sorting tasks need roughly $3n \log n$ tokens for lists of size n . During generation, if estimated tokens exceed 85% of the model’s

context window, we reduce problem complexity iteratively (scaling down by 80% each iteration) until it fits. Post-generation, we count actual response tokens and flag warnings when usage exceeds 95% of context capacity, indicating potential truncation or quality degradation.

Evaluation Metrics and Scoring. We track three primary metrics for each model: (1) Accuracy - percentage of problems solved correctly, verified against ground truth or solution set, (2) Instruction Following - percentage of responses that match the required output format, independent of correctness, and (3) Token Efficiency - average tokens used per response, measuring computational parsimony. For tasks with multiple valid solutions, we consider a response correct if it matches any solution in the enumerated set. We compute metrics separately for each difficulty suite (Easy, Medium, Hard) and report both per-task and aggregate scores. Statistical significance is assessed using bootstrap confidence intervals with 10,000 resamples.

C SCALABILITY OF BENCHMARK DEVELOPMENT

Extensibility to New Tasks. BeyondBench’s architecture makes adding new tasks straightforward. Each task only needs to implement four methods: `generate_problem()` for creating instances, `verify_solution()` for checking correctness, `estimate_tokens()` for context management, and `parse_response()` for answer extraction. The framework handles evaluation orchestration, metric computation, and result aggregation automatically. We’ve demonstrated this extensibility by successfully adding 10 new task categories after the initial 19, each requiring less than 500 lines of code. The modular design means tasks can be developed and tested independently before integration.

Scaling to Future Model Capabilities. The benchmark scales naturally as models improve. Each task’s difficulty can be increased by adjusting generation parameters: larger problem sizes (e.g., N-Queens from 8×8 to 64×64 boards), tighter constraints (e.g., SAT problems closer to phase transitions), or additional complexity dimensions (e.g., multi-objective optimization with more constraints). The algorithmic generation ensures we never exhaust the problem space—even with a million evaluations, collision probability remains below 10^{-9} . As context windows expand, previously infeasible problems become testable. For instance, Tower of Hanoi with 12 disks (requiring 4,095 moves) needs approximately 49,000 tokens, currently beyond most models but feasible with emerging 100K+ context windows.

Computational Efficiency at Scale. Despite the large problem space, BeyondBench remains computationally efficient. Problem generation is typically $O(n)$ or $O(n^2)$ where n is the problem size, taking milliseconds even for complex instances. Solution verification, though potentially exponential in worst case, uses optimized solvers that handle typical cases in under a second. The bottleneck is model inference, not benchmark operations. We can generate and verify 10,000 problems per second on a single CPU core, meaning the framework could evaluate millions of instances without computational strain. This efficiency enables large-scale evaluations for robust statistical analysis and fine-grained capability assessment.

D LIMITATIONS AND FUTURE WORK

While BEYONDBENCH addresses critical contamination issues in LLM evaluation, several limitations merit acknowledgment. **First**, our framework focuses exclusively on algorithmic and mathematical reasoning, not capturing other important reasoning facets that lack deterministic solutions, like commonsense, causal, or creative reasoning. **Second**, our single-prompt-per-task approach may underestimate models optimized for specific prompting strategies, though this maintains evaluation consistency. **Finally**, our token-aware evaluation, while preventing unfair penalization due to context limits, may not fully capture how models perform when approaching their computational boundaries. Despite these constraints, BEYONDBENCH provides a robust foundation for contamination-free reasoning evaluation that can be extended to address these limitations in future work.

E PROBABILITY OF TRAIN/TEST CONTAMINATION

Concise statement

Let p_x be the probability that a single training sample equals item x , and let $q = \sum_{x \in \mathcal{D}} p_x$ be the total mass of the evaluation set under the training distribution. After N independent draws, the probability that at least one evaluation item appears in the training corpus equals $1 - (1 - q)^N \approx 1 - e^{-qN}$. In the uniform-draw special case $q = n/M$, which recovers the formula used in the main text. Importantly, real-world corpora exhibit heavy skew, duplication, and curated sources which typically increase q above the uniform estimate; therefore contamination is usually *more likely* than the uniform analysis predicts. The relevant risk scale is qN , and even small per-item masses can produce near-certain overlap when N is large.

Purpose. Here we explain the mathematics behind contamination probability statements in the main text.

E.1 CONTAMINATION PROBABILITY IN FINITE BENCHMARKS

We provide a rigorous analysis of why finite benchmarks inevitably suffer from contamination when evaluated against models trained on large corpora.

E.1.1 BASIC CONTAMINATION MODEL

Consider three sets:

- \mathcal{U} : universe of all possible problem instances, $|\mathcal{U}| = M$
- \mathcal{D} : evaluation benchmark with $|\mathcal{D}| = n$ test problems
- \mathcal{C} : training corpus containing N samples drawn from \mathcal{U}

Under uniform sampling where each training example is drawn i.i.d. with probability $1/M$ for any element in \mathcal{U} , we can compute the exact contamination probability.

Theorem 1 (Contamination Probability). *The probability that at least one evaluation example appears in the training corpus is:*

$$\Pr\{\mathcal{D} \cap \mathcal{C} \neq \emptyset\} = 1 - \left(1 - \frac{n}{M}\right)^N \quad (1)$$

Proof. Each training sample avoids all evaluation examples with probability $(1 - n/M)$. Since the N training samples are independent, all N samples avoid \mathcal{D} with probability $(1 - n/M)^N$. The complement gives the result. \square

For large corpora where n/M is small, we obtain the exponential approximation:

$$\Pr\{\mathcal{D} \cap \mathcal{C} \neq \emptyset\} \approx 1 - \exp\left(-\frac{nN}{M}\right) \quad (2)$$

This follows from the limit $(1 - x)^k \approx e^{-kx}$ as $x \rightarrow 0$ with kx fixed.

E.1.2 IMPLICATIONS FOR MODERN LLMs

The key insight is that contamination depends on the product nN/M :

- When $nN/M \ll 1$: contamination probability $\approx nN/M$ (linear regime)
- When $nN/M \approx 1$: contamination probability ≈ 0.63 (transition point)
- When $nN/M \gg 1$: contamination probability $\rightarrow 1$ (saturation regime)

For concrete numbers: if a benchmark has $n = 10^4$ problems, the universe contains $M = 10^{12}$ possible problems, and training uses $N = 10^{11}$ samples, then $nN/M = 10^3$, yielding contamination probability $\approx 1 - e^{-1000} \approx 1$. Even with conservative estimates, modern web-scale training pushes us deep into the saturation regime.

E.1.3 WHY COMPLETE CONTAMINATION IS EXPONENTIALLY HARDER

While single-example contamination is virtually certain, the probability that *all* evaluation examples appear in training is:

$$\Pr\{\mathcal{D} \subseteq \mathcal{C}\} = 1 - \sum_{k=0}^{n-1} \binom{n}{k} \left(\frac{k}{M}\right)^N \left(1 - \frac{k}{M}\right)^{N(n-k)} \quad (3)$$

In the uniform case, this requires approximately $N \approx M \log n$ samples to achieve high probability—exponentially more than the $N \approx M/n$ needed for single contamination. This gap explains why partial contamination dominates: models see some test examples during training, enough to inflate scores, but not the complete benchmark.

E.2 SETUP AND NOTATION

We work with three sets and some sizes or probabilities:

- \mathcal{U} : a finite universe of distinct items (for example, all distinct problem statements or documents). Write $|\mathcal{U}| = M$.
- \mathcal{D} : a finite evaluation (test) set of items. Write $|\mathcal{D}| = n$.
- \mathcal{C} : the training corpus, which is a multiset of N samples drawn independently (with replacement) from \mathcal{U} . We view \mathcal{C} as the set of items that appear at least once among the N draws.

We consider two models for how the training samples are drawn from the universe:

1. *Uniform model.* Each training sample is drawn uniformly at random from \mathcal{U} , so every item has probability $1/M$ of being drawn on a single sample.
2. *Non-uniform model.* Each training sample is drawn i.i.d. from a probability distribution $p = \{p_x\}_{x \in \mathcal{U}}$, where $p_x \geq 0$ and $\sum_{x \in \mathcal{U}} p_x = 1$. In this case an item x has probability p_x of being selected on a single sample.

Throughout we use standard limits. The event of interest is

$$\{\mathcal{D} \cap \mathcal{C} \neq \emptyset\},$$

i.e. at least one item from the evaluation set appears in the training corpus.

E.3 EXACT FORMULA (NON-UNIFORM CASE)

The non-uniform model gives an exact and simple expression for the contamination probability.

Theorem 2 (Exact contamination probability). *Let $p = \{p_x\}_{x \in \mathcal{U}}$ be the sampling distribution of a single training draw, and let*

$$q = \sum_{x \in \mathcal{D}} p_x \quad (4)$$

be the total probability mass that the training distribution assigns to the evaluation set \mathcal{D} . Then the probability that the training corpus of N i.i.d. draws contains at least one element of \mathcal{D} is

$$\Pr\{\mathcal{D} \cap \mathcal{C} \neq \emptyset\} = 1 - (1 - q)^N. \quad (5)$$

This identity is exact for any $N \geq 1$.

Proof. A single training sample is not equal to any element of \mathcal{D} with probability $1 - q$ by definition of q in equation 4. Because the N samples are independent, all N samples avoid \mathcal{D} with probability $(1 - q)^N$. The complement event, that at least one sample falls in \mathcal{D} , therefore has probability $1 - (1 - q)^N$, which proves the formula. \square

Remark 1 (Uniform model as a special case). If the training draws are uniform on \mathcal{U} , then $p_x = 1/M$ for every $x \in \mathcal{U}$ and

$$q = \sum_{x \in \mathcal{D}} \frac{1}{M} = \frac{n}{M}.$$

Equation 5 reduces to the uniform formula

$$\Pr\{\mathcal{D} \cap \mathcal{C} \neq \emptyset\} = 1 - \left(1 - \frac{n}{M}\right)^N,$$

which is the formula used in the main text.

E.4 EXPONENTIAL APPROXIMATION AND LIMIT BEHAVIOR

The expression $(1 - q)^N$ is often well approximated by an exponential when q is small and N may be large. We make this precise and state useful limits.

Proposition 3 (Exponential approximation). *If $q \in [0, 1)$ and $N \geq 1$, then*

$$(1 - q)^N = \exp(N \log(1 - q)) = \exp(-qN + o(qN)) \quad \text{as } q \rightarrow 0. \quad (6)$$

Consequently,

$$\Pr\{\mathcal{D} \cap \mathcal{C} \neq \emptyset\} = 1 - \exp(-qN + o(qN)). \quad (7)$$

If $qN \rightarrow \lambda \in [0, \infty)$ then the probability converges to $1 - e^{-\lambda}$.

Proof. Use the Taylor expansion $\log(1 - q) = -q + o(q)$ as $q \rightarrow 0$. Multiplying by N gives $N \log(1 - q) = -qN + No(q) = -qN + o(qN)$, which yields equation 6. Substitute into the exact formula $1 - (1 - q)^N$ to obtain equation 7. The limit statement follows by continuity of the exponential map. \square

Corollary 4 (Uniform limit). *In the uniform model, write $\lambda = \lim_{M \rightarrow \infty} nN/M$ when the limit exists. Then*

$$\lim_{M \rightarrow \infty} \Pr\{\mathcal{D} \cap \mathcal{C} \neq \emptyset\} = 1 - e^{-\lambda}.$$

In particular, if $nN/M \rightarrow \infty$ then the probability tends to 1.

Proof. Set $q = n/M$ in the previous proposition and apply the same limit argument. \square

E.5 EXPECTED NUMBER OF OVERLAPS AND THE "ALL ITEMS PRESENT" EVENT

It is useful to look at two related quantities:

- the expected *number* of evaluation items that appear in the training corpus;
- the probability that *every* evaluation item appears at least once in the training corpus (this is a much stronger requirement).

Proposition 5 (Expected number of present evaluation items). *For each $x \in \mathcal{D}$, let I_x be the indicator random variable of the event “item x appears at least once in \mathcal{C} ”. Then*

$$\mathbb{E}\left[\sum_{x \in \mathcal{D}} I_x\right] = \sum_{x \in \mathcal{D}} \left(1 - (1 - p_x)^N\right). \quad (8)$$

In particular, in the uniform case where $p_x = 1/M$ this equals

$$n\left(1 - \left(1 - \frac{1}{M}\right)^N\right) \approx n(1 - e^{-N/M}).$$

Proof. Linearity of expectation gives the result because $\mathbb{E}[I_x] = \Pr\{I_x = 1\} = 1 - (1 - p_x)^N$ for each x . \square

Why “all items present” is much harder. For the event that every item in \mathcal{D} appears at least once we need *every* $I_x = 1$. A simple (but informative) way to see the scale difference is to look at the expected number of *missing* items:

$$\mathbb{E}[\# \text{ missing}] = \sum_{x \in \mathcal{D}} (1 - p_x)^N.$$

In the uniform case this is $n(1 - 1/M)^N \approx ne^{-N/M}$. To make the expected number of missing items small (say ≤ 1), we require roughly

$$e^{-N/M} \lesssim 1/n \implies N/M \gtrsim \log n.$$

Thus to expect *all* n items to appear we typically need N on the order of $M \log n$, which is much larger than the $N \approx M/n$ scale where a single overlap becomes likely. This gap explains the claim that “a single overlap is the relevant contamination risk” while the event $\mathcal{D} \subseteq \mathcal{C}$ (every test item in the training set) is exponentially harder in n .

E.6 POISSON APPROXIMATION VIEWPOINT (INTUITION)

When the per-item sampling probabilities p_x are small and N is large, the counts of how many times each item appears can be approximated by independent Poisson random variables with means $\lambda_x = p_x N$. Under this approximation the indicator that item x appears at least once has probability $1 - e^{-\lambda_x}$ and the number of distinct evaluation items present is approximately Poisson-binomial with parameters $\{1 - e^{-\lambda_x}\}_{x \in \mathcal{D}}$. Summing the small means gives the same controlling quantity $\sum_{x \in \mathcal{D}} \lambda_x = qN$. When qN is moderate to large one expects many overlaps. This Poisson viewpoint justifies the $1 - e^{-qN}$ approximation and the limit results given earlier.

E.7 NUMERICAL EXAMPLES

Include these short examples so the reader can form concrete intuition:

- **Example A:** $nN/M = 10$. Then the overlap probability in the uniform model is $1 - e^{-10} \approx 0.99995$ (virtually certain).
- **Example B:** $n = 1000$, to make the expected number of missing items ≈ 1 we need $N/M \approx \log 1000 \approx 6.9$, i.e. $N \approx 6.9M$. By contrast, to get a single overlap with constant probability we only need $N \approx M/n = M/1000$ (much smaller).

E.8 CAVEATS AND PRACTICAL REMARKS

The math above is exact under the stated i.i.d. sampling model. Real training corpora differ from this idealization in several ways, each of which changes the effective mass q :

- **Skew / popularity.** Some items or sources are much more likely than others; this increases q relative to the uniform estimate n/M and makes contamination more likely.
- **Duplicates and amplification.** Multiple copies (near-duplicates) of the same content in the scraped corpus effectively increase the empirical sampling mass of that content, again increasing contamination probability.
- **Curated sources.** If the training collection intentionally includes popular public repositories or textbooks, q can be large. If those sources are filtered out, q can be small.
- **Partial or paraphrase contamination.** Real overlap is not always an exact equal-by-identity event; partial phrase overlap or paraphrases matter. The same formulas hold if \mathcal{D} is interpreted as the set of *all substrings/paraphrases* of interest, but then M and p_x change accordingly.

The bottom line is *the controlling quantity is qN , not nN/M in general*. Under realistic skew and duplication, q is typically larger than n/M , so practical contamination risk is often higher than the uniform model predicts.

F EASY SUITE: FUNDAMENTAL ARITHMETIC AND STATISTICAL OPERATIONS

The Easy Suite comprises twenty-nine fundamental tasks that evaluate language models’ capabilities in basic arithmetic operations, numerical comparisons, elementary statistical computations, and algorithmic reasoning over sequences. Each task generates problems dynamically using deterministic algorithms with guaranteed unique solutions, ensuring complete contamination resistance while maintaining mathematical rigor. The suite operates on the principle that for each problem class $\mathcal{P}_{\text{easy}}$, we can generate instances $p \in \mathcal{P}_{\text{easy}}$ with polynomial verification complexity $O(n^k)$ for constant $k \leq 2$, where n represents the input size parameter.

F.1 THEORETICAL FOUNDATION AND CONTAMINATION RESISTANCE

Let us formally define the contamination resistance property for the Easy Suite. For a problem generator $G_{\text{easy}} : \Theta \times \mathcal{R} \rightarrow \mathcal{P}_{\text{easy}}$ with parameter space Θ and random seed space \mathcal{R} , we ensure that $|\Theta \times \mathcal{R}| \gg |\mathcal{D}|$ where \mathcal{D} represents any feasible training dataset. The generator exhibits the following sensitivity property:

$$\forall \theta_1, \theta_2 \in \Theta, r_1, r_2 \in \mathcal{R} : (\theta_1, r_1) \neq (\theta_2, r_2) \implies \Pr[G(\theta_1, r_1) = G(\theta_2, r_2)] < \epsilon \quad (9)$$

where $\epsilon < 10^{-9}$ for our implementation parameters. This ensures that the probability of generating duplicate problems across different evaluation instances remains negligible.

Each task employs a validation function $V_{\text{easy}} : \mathcal{S} \times \mathcal{P}_{\text{easy}} \rightarrow \{0, 1\}$ that deterministically verifies solution correctness in polynomial time. The validation complexity for all Easy Suite tasks satisfies $T(V_{\text{easy}}) = O(n \log n)$ in the worst case, where n denotes the input list size.

F.2 PROBLEM GENERATION FRAMEWORK

The Easy Suite utilizes a unified generation framework based on uniform random sampling without replacement. For a given range $[a, b] \subset \mathbb{Z}$ and list size $k \in \mathbb{N}$, the generator produces a sequence $\mathcal{L} = \{x_1, x_2, \dots, x_k\}$ where each x_i is drawn uniformly from $[a, b]$ without replacement, ensuring $x_i \neq x_j$ for $i \neq j$.

The parameter space for Easy Suite tasks is defined as:

$$\Theta_{\text{easy}} = \{(k, a, b) : k \in [2, 100], a, b \in [-10^6, 10^6], b - a \geq k\} \quad (10)$$

This parameter space yields a problem space cardinality of approximately 10^{15} unique problem instances per task, making exhaustive memorization computationally infeasible.

F.3 BASIC ARITHMETIC OPERATIONS

This category encompasses fundamental mathematical operations that form the foundation of numerical computation. These tasks evaluate models’ capabilities in performing elementary arithmetic with integer and rational number systems.

F.3.1 ADDITION TASK

The addition task evaluates the fundamental capability of summing a sequence of integers. Given an input list $\mathcal{L} = \{x_1, x_2, \dots, x_n\}$ where $x_i \in \mathbb{Z}$, the task requires computing:

$$S = \sum_{i=1}^n x_i \quad (11)$$

The solution uniqueness follows directly from the associativity and commutativity of addition over integers. The verification function computes the sum in $O(n)$ time with guaranteed correctness through integer arithmetic properties.

F.3.2 SUBTRACTION TASK

The subtraction task operates on ordered pairs $(a, b) \in \mathbb{Z}^2$ and requires computing the difference $d = b - a$. The mathematical formulation is:

$$d = b - a \text{ where } a, b \in [a_{\min}, a_{\max}] \quad (12)$$

The uniqueness of the solution follows from the well-defined nature of integer subtraction. The task specifically evaluates understanding of operand ordering, as $b - a \neq a - b$ unless $a = b$, testing the model's comprehension of non-commutative operations.

F.3.3 MULTIPLICATION TASK

For a sequence $\mathcal{L} = \{x_1, x_2, \dots, x_n\}$, the multiplication task computes the product:

$$P = \prod_{i=1}^n x_i \quad (13)$$

The challenge in this task arises from the exponential growth of the product magnitude. For n numbers each of magnitude m , the product can reach $O(m^n)$, requiring careful handling of large integers. We constrain the list size to ensure $|P| < 10^{15}$ to maintain computational feasibility while preserving task difficulty.

F.3.4 DIVISION TASK

The division task requires computing the quotient of two integers with floating-point precision. Given $(a, b) \in \mathbb{Z}^2$ with $b \neq 0$, we compute:

$$q = \frac{a}{b} \in \mathbb{Q} \quad (14)$$

To ensure non-zero divisors, the generation algorithm employs rejection sampling: $b \sim \text{Uniform}([a_{\min}, a_{\max}] \setminus \{0\})$. The verification allows for floating-point precision tolerance $\epsilon = 10^{-2}$, accounting for potential rounding in model responses while maintaining mathematical validity.

F.3.5 ABSOLUTE DIFFERENCE TASK

For an ordered pair $(a, b) \in \mathbb{Z}^2$, the absolute difference is computed as:

$$\delta = |b - a| = \begin{cases} b - a & \text{if } b \geq a \\ a - b & \text{if } a > b \end{cases} \quad (15)$$

This task evaluates understanding of the absolute value function and its properties. The solution uniqueness follows from the well-defined nature of the absolute value operation over integers.

F.3.6 ALTERNATING SUM TASK

The alternating sum applies different signs to elements based on their position. For $\mathcal{L} = \{x_1, x_2, \dots, x_n\}$, we compute:

$$A_{\text{sum}} = \sum_{i=1}^n (-1)^{i+1} x_i = x_1 - x_2 + x_3 - x_4 + \dots \quad (16)$$

This task evaluates understanding of positional arithmetic and alternating patterns in mathematical sequences.

F.3.7 SUM OF DIGITS TASK

For a sequence of integers $\mathcal{L} = \{x_1, x_2, \dots, x_n\}$, the total digit sum is:

$$D_{\text{sum}} = \sum_{i=1}^n \sum_{d \in \text{digits}(x_i)} d \quad (17)$$

where $\text{digits}(x_i)$ extracts individual digits from the decimal representation of x_i . This task evaluates digit-level arithmetic and multi-level summation capabilities.

F.4 COMPARISON AND CLASSIFICATION TASKS

This category evaluates models' abilities to perform relational reasoning, classification based on numerical properties, and counting operations with specific criteria.

F.4.1 NUMERICAL COMPARISON TASK

The comparison task evaluates relational reasoning over integer pairs. Given $(a, b) \in \mathbb{Z}^2$, the model must determine the relation $R \in \{<, =, >\}$ such that aRb holds.

The generation ensures balanced distribution across relation types through stratified sampling:

$$\Pr[R = <] = \Pr[R = >] = \Pr[R = =] = \frac{1}{3} \quad (18)$$

This balanced distribution prevents models from exploiting statistical biases and ensures comprehensive evaluation of all comparison operators.

F.4.2 ODD AND EVEN COUNTING TASKS

For a sequence $\mathcal{L} = \{x_1, x_2, \dots, x_n\}$, the odd count task computes:

$$C_{\text{odd}} = |\{x_i \in \mathcal{L} : x_i \equiv 1 \pmod{2}\}| \quad (19)$$

Similarly, the even count task computes:

$$C_{\text{even}} = |\{x_i \in \mathcal{L} : x_i \equiv 0 \pmod{2}\}| \quad (20)$$

The correctness verification leverages the partition property: $C_{\text{odd}} + C_{\text{even}} = n$, providing an additional consistency check beyond individual count verification.

F.4.3 COUNT NEGATIVE NUMBERS TASK

For a sequence $\mathcal{L} = \{x_1, x_2, \dots, x_n\}$ where $x_i \in \mathbb{Z}$, the negative count is computed as:

$$C_{\text{neg}} = |\{x_i \in \mathcal{L} : x_i < 0\}| = \sum_{i=1}^n \mathbf{1}_{x_i < 0} \quad (21)$$

where $\mathbf{1}_{x_i < 0}$ denotes the indicator function. This task evaluates understanding of sign-based classification and counting operations.

F.4.4 COUNT UNIQUE ELEMENTS TASK

The uniqueness counting task determines the cardinality of distinct elements in a sequence. For $\mathcal{L} = \{x_1, x_2, \dots, x_n\}$, we compute:

$$C_{\text{unique}} = |\{x \in \mathcal{L}\}| = |\text{distinct}(\mathcal{L})| \quad (22)$$

This task evaluates set-theoretic reasoning and understanding of element distinctness. The generation algorithm controls the degree of repetition to ensure meaningful evaluation across different uniqueness ratios.

F.4.5 COUNT PERFECT SQUARES TASK

The perfect square counting task identifies numbers that are exact squares of integers. For $\mathcal{L} = \{x_1, x_2, \dots, x_n\}$, we compute:

$$C_{\text{square}} = |\{x_i \in \mathcal{L} : \exists k \in \mathbb{N}, x_i = k^2\}| \quad (23)$$

The verification uses the property that x is a perfect square if and only if $\lfloor \sqrt{x} \rfloor^2 = x$ for non-negative integers x .

F.4.6 COUNT PALINDROMIC NUMBERS TASK

For a sequence of integers $\mathcal{L} = \{x_1, x_2, \dots, x_n\}$, the palindromic count is:

$$C_{\text{pal}} = |\{x_i \in \mathcal{L} : \text{str}(x_i) = \text{reverse}(\text{str}(x_i))\}| \quad (24)$$

This task evaluates string manipulation capabilities and pattern recognition in numerical representations. The verification requires digit-level comparison after string conversion.

F.4.7 COUNT MULTIPLES OF K TASK

For a fixed integer $K > 1$ and sequence $\mathcal{L} = \{x_1, x_2, \dots, x_n\}$, the multiple count is:

$$C_K = |\{x_i \in \mathcal{L} : x_i \equiv 0 \pmod{K}\}| = \sum_{i=1}^n \mathbf{1}_{K|x_i} \quad (25)$$

This task evaluates modular arithmetic understanding and divisibility reasoning. Common values include $K \in \{2, 3, 5\}$ for practical evaluation scenarios.

F.5 ORDERING AND EXTREMA DETECTION TASKS

This category encompasses tasks that require understanding of element ordering, extrema identification, and positional reasoning within sequences.

F.5.1 SORTING TASK

The sorting task requires arranging a sequence $\mathcal{L} = \{x_1, x_2, \dots, x_n\}$ in ascending order. We define the sorted sequence $\mathcal{L}' = \{x'_1, x'_2, \dots, x'_n\}$ such that:

$$x'_i \leq x'_{i+1} \quad \forall i \in [1, n-1] \quad (26)$$

The verification function checks both the ordering constraint and the multiset equality $\{\mathcal{L}\} = \{\mathcal{L}'\}$, ensuring no elements are added, removed, or modified during sorting.

F.5.2 FINDING MAXIMUM AND MINIMUM TASKS

For a non-empty sequence $\mathcal{L} = \{x_1, x_2, \dots, x_n\}$, the maximum finding task computes:

$$x_{\text{max}} = \max_{i \in [1, n]} x_i = \{x \in \mathcal{L} : \forall y \in \mathcal{L}, x \geq y\} \quad (27)$$

The minimum finding task similarly computes:

$$x_{\min} = \min_{i \in [1, n]} x_i = \{x \in \mathcal{L} : \forall y \in \mathcal{L}, x \leq y\} \quad (28)$$

Both operations have unique solutions for any finite sequence of totally ordered elements, as guaranteed by the well-ordering principle for finite subsets of integers.

F.5.3 SECOND MAXIMUM TASK

The second maximum task evaluates the capability to identify the second largest element in a sequence. For a sequence $\mathcal{L} = \{x_1, x_2, \dots, x_n\}$ with at least two distinct elements, we define the second maximum as:

$$x_{2\text{nd-max}} = \max(\mathcal{L} \setminus \{x_{\max}\}) = \max\{x \in \mathcal{L} : x < x_{\max}\} \quad (29)$$

The generation algorithm ensures at least two distinct values exist by enforcing the constraint $|\text{distinct}(\mathcal{L})| \geq 2$. The verification complexity is $O(n)$ through a two-pass algorithm that identifies both maximum and second maximum values.

F.5.4 RANGE CALCULATION TASK

The range task computes the difference between maximum and minimum values in a sequence. For $\mathcal{L} = \{x_1, x_2, \dots, x_n\}$, the range is defined as:

$$R(\mathcal{L}) = x_{\max} - x_{\min} = \max_{i \in [1, n]} x_i - \min_{j \in [1, n]} x_j \quad (30)$$

This task evaluates understanding of the fundamental statistical measure of dispersion. The range satisfies the mathematical property $R(\mathcal{L}) \geq 0$ with equality if and only if all elements are identical.

F.5.5 INDEX OF MAXIMUM TASK

This task requires finding the zero-based index of the first occurrence of the maximum element. Given a sequence $\mathcal{L} = \{x_1, x_2, \dots, x_n\}$, we define:

$$\text{idx}_{\max}(\mathcal{L}) = \min\{i \in [0, n-1] : x_{i+1} = x_{\max}\} \quad (31)$$

The task evaluates positional reasoning capabilities and understanding of indexing conventions. The verification ensures both correctness of the maximum value and its position within the sequence.

F.5.6 SUM OF INDICES OF MAXIMUM ELEMENTS TASK

When the maximum value appears at multiple positions, this task computes the sum of all such indices. For $\mathcal{L} = \{x_1, x_2, \dots, x_n\}$, we define:

$$S_{\max\text{-idx}} = \sum_{i=1}^n i \cdot \mathbf{1}_{x_i = x_{\max}} = \sum_{i: x_i = x_{\max}} i \quad (32)$$

where indices are one-based. This task evaluates both maximum identification and positional arithmetic capabilities.

F.6 SEQUENTIAL ANALYSIS TASKS

This category focuses on tasks that analyze relationships between consecutive elements and detect patterns within sequences.

F.6.1 MAXIMUM DIFFERENCE BETWEEN ADJACENT ELEMENTS TASK

This task computes the maximum absolute difference between consecutive elements. For a sequence $\mathcal{L} = \{x_1, x_2, \dots, x_n\}$ with $n \geq 2$, we define:

$$\Delta_{\max} = \max_{i \in [1, n-1]} |x_{i+1} - x_i| \quad (33)$$

The task evaluates understanding of sequential relationships and local variation measures. The verification complexity is $O(n)$ through a single pass over adjacent pairs.

F.6.2 COUNT ELEMENTS GREATER THAN PREVIOUS TASK

This task counts elements that exceed their immediate predecessor. For $\mathcal{L} = \{x_1, x_2, \dots, x_n\}$, we compute:

$$C_{\text{inc}} = |\{i \in [2, n] : x_i > x_{i-1}\}| = \sum_{i=2}^n \mathbf{1}_{x_i > x_{i-1}} \quad (34)$$

This task evaluates sequential comparison capabilities and understanding of monotonicity properties in discrete sequences.

F.6.3 LOCAL MAXIMA COUNT TASK

A local maximum is an element strictly greater than both immediate neighbors. For $\mathcal{L} = \{x_1, x_2, \dots, x_n\}$ with $n \geq 3$, we compute:

$$C_{\text{local}} = |\{i \in [2, n-1] : x_i > x_{i-1} \wedge x_i > x_{i+1}\}| \quad (35)$$

This task evaluates local extrema identification and requires understanding of neighborhood-based comparisons in discrete sequences.

F.6.4 LONGEST INCREASING SUBSEQUENCE LENGTH TASK

This task computes the length of the longest increasing subsequence (LIS). For $\mathcal{L} = \{x_1, x_2, \dots, x_n\}$, we define:

$$\text{LIS}(\mathcal{L}) = \max\{|S| : S \subseteq [1, n], \forall i < j \in S : x_i < x_j\} \quad (36)$$

where S represents the index set of a subsequence. This task bridges elementary and intermediate algorithmic reasoning, with optimal solution complexity $O(n \log n)$ using dynamic programming with binary search techniques.

F.7 STATISTICAL MEASURES TASKS

This category encompasses fundamental statistical computations that require understanding of central tendency, dispersion, and distributional properties.

F.7.1 MEAN CALCULATION TASK

The arithmetic mean of a sequence $\mathcal{L} = \{x_1, x_2, \dots, x_n\}$ is computed as:

$$\mu = \frac{1}{n} \sum_{i=1}^n x_i \quad (37)$$

For integer inputs, the mean may be rational, requiring floating-point representation. The verification employs a tolerance $\epsilon = 10^{-6}$ to account for floating-point arithmetic while maintaining mathematical soundness.

F.7.2 MEDIAN CALCULATION TASK

The median computation depends on the parity of the sequence length. For a sorted sequence $\mathcal{L}' = \{x'_1, x'_2, \dots, x'_n\}$:

$$\text{median}(\mathcal{L}) = \begin{cases} x'_{\lceil n/2 \rceil} & \text{if } n \equiv 1 \pmod{2} \\ \frac{x'_{n/2} + x'_{n/2+1}}{2} & \text{if } n \equiv 0 \pmod{2} \end{cases} \quad (38)$$

The uniqueness of the median follows from the uniqueness of the sorted sequence and the deterministic selection of middle elements.

F.7.3 MODE CALCULATION TASK

The mode identification task requires finding the most frequently occurring values in a sequence. We define the frequency function $f : \mathcal{L} \rightarrow \mathbb{N}$ where $f(x) = |\{i : x_i = x\}|$. The mode set is:

$$\text{mode}(\mathcal{L}) = \{x \in \mathcal{L} : f(x) = \max_{y \in \mathcal{L}} f(y)\} \quad (39)$$

To ensure meaningful evaluation, the generation algorithm guarantees at least one element appears with frequency ≥ 2 through controlled repetition injection. The verification checks both the frequency maximality and completeness of the mode set.

F.8 CONTEXT-AWARE EVALUATION AND TOKEN ESTIMATION FRAMEWORK

We implement a mathematically rigorous framework for context-aware evaluation that dynamically scales problem difficulty according to each model’s context window constraints. This approach prevents unfair penalization of models due to context limitations while maintaining evaluation integrity.

F.8.1 MATHEMATICAL TOKEN ESTIMATION MODEL

For each task category, we establish precise token estimation functions that predict the expected response length based on problem parameters. Let C_{model} denote the model’s context window size, T_{prompt} the prompt token count, and T_{response} the expected response tokens. We define the safety constraint:

$$T_{\text{prompt}} + T_{\text{response}} + T_{\text{buffer}} \leq C_{\text{model}} \quad (40)$$

where T_{buffer} accounts for model-specific reasoning overhead. The response length estimation functions are:

$$T_{\text{arithmetic}}(n, M) = \alpha_1 n + \beta_1 \log_{10} M + \gamma_1 \quad (41)$$

$$T_{\text{sorting}}(n, M) = \alpha_2 n \log_{10} M + \beta_2 n + \gamma_2 \quad (42)$$

$$T_{\text{statistical}}(n, M) = \alpha_3 n + \beta_3 \log_{10} M + \gamma_3 \quad (43)$$

$$T_{\text{counting}}(n) = \alpha_4 \log_{10} n + \gamma_4 \quad (44)$$

$$T_{\text{sequential}}(M) = \alpha_5 \log_{10} M + \gamma_5 \quad (45)$$

The coefficients $\{\alpha_i, \beta_i, \gamma_i\}$ are empirically calibrated using extensive model response analysis across different model families. For conservative estimation, we enforce $T_{\text{buffer}} = 0.15 \cdot C_{\text{model}}$ to accommodate models that exhibit verbose reasoning patterns or overthinking behaviors.

F.8.2 DYNAMIC PROBLEM SCALING ALGORITHM

Given a target model with context window C_{model} , we implement the following scaling procedure:

Algorithm 2 Context-Aware Problem Generation

```
1: Input: Task type  $\tau$ , model context size  $C_{\text{model}}$ 
2: Initialize  $n_{\text{max}} \leftarrow 100$ ,  $M_{\text{max}} \leftarrow 10^6$ 
3: Compute  $T_{\text{prompt}} \leftarrow \text{TokenCount}(\text{prompt template})$ 
4: Set  $T_{\text{available}} \leftarrow C_{\text{model}} - T_{\text{prompt}} - T_{\text{buffer}}$ 
5: while  $T_{\tau}(n_{\text{max}}, M_{\text{max}}) > T_{\text{available}}$  do
6:   if  $n_{\text{max}} > 8$  then
7:      $n_{\text{max}} \leftarrow \lfloor 0.8 \cdot n_{\text{max}} \rfloor$ 
8:   else
9:      $M_{\text{max}} \leftarrow \lfloor 0.8 \cdot M_{\text{max}} \rfloor$ 
10:  end if
11: end while
12: Generate problem instance with parameters  $(n_{\text{max}}, M_{\text{max}})$ 
```

This algorithm ensures that every generated problem instance respects the model’s context constraints while maximizing problem complexity within those bounds.

F.8.3 POST-GENERATION TOKEN VERIFICATION

After model response generation, we implement a dual-verification token counting system to detect potential context overflow or overthinking behaviors:

$$\text{Verification}(r, C_{\text{model}}) = \begin{cases} \text{VALID} & \text{if } |T(r)| \leq 0.95 \cdot C_{\text{model}} \\ \text{WARNING} & \text{if } 0.95 \cdot C_{\text{model}} < |T(r)| \leq C_{\text{model}} \\ \text{OVERFLOW} & \text{if } |T(r)| > C_{\text{model}} \end{cases} \quad (46)$$

where $T(r)$ represents the token count of response r computed using model-specific tokenizers: - **Transformer-based models**: We employ the HuggingFace transformers library tokenizer corresponding to each model’s architecture - **GPT models**: We utilize OpenAI’s tiktoken library for precise token counting matching their internal tokenization

The dual-tokenizer approach ensures accuracy across different model families while detecting edge cases where models approach or exceed their context limits due to random generation artifacts or excessive reasoning verbosity.

F.8.4 MATHEMATICAL GUARANTEES AND IMPLEMENTATION ROBUSTNESS

Our framework provides the following theoretical guarantees:

1. **Context Safety**: With probability > 0.99 , generated problems satisfy $T_{\text{total}} \leq C_{\text{model}}$
2. **Fairness**: Models are never penalized for responses that exceed estimated bounds by less than T_{buffer}
3. **Scalability**: Problem complexity scales monotonically with available context budget
4. **Precision**: Token estimation error remains below $\pm 5\%$ for 95% of generated instances

This mathematically grounded approach eliminates context-related evaluation artifacts while maintaining the integrity of difficulty scaling, ensuring that performance differences reflect genuine reasoning capabilities rather than implementation constraints.

F.9 VALIDATION ALGORITHMS AND CORRECTNESS GUARANTEES

Each task employs a deterministic validation algorithm with provable correctness. The validation pipeline follows a three-stage process:

First, the syntactic validation ensures the response follows the required format specification. Second, the semantic validation verifies that the parsed answer satisfies the mathematical constraints of the

problem. Third, the numerical validation confirms the answer matches the ground truth within specified tolerances.

The validation complexity for all Easy Suite tasks remains polynomial, with the most complex operation (sorting validation) requiring $O(n \log n)$ comparisons. This ensures efficient verification even for large input sizes while maintaining complete correctness guarantees through rigorous mathematical foundations.

F.10 MATHEMATICAL ROBUSTNESS AND FRAMEWORK GUARANTEES

The Easy Suite establishes a comprehensive mathematical foundation for contamination-resistant evaluation through several key theoretical guarantees. The parameter space cardinality exceeds 10^{15} for each task, ensuring that the probability of generating identical instances across different evaluation sessions remains negligible under any reasonable computational budget. This mathematical guarantee holds through the application of combinatorial principles and the well-ordering properties of integer sequences.

Each task within the suite maintains strict mathematical well-posedness, meaning that every generated instance admits exactly one correct solution or a completely enumerable solution set. This property eliminates ambiguity in evaluation and ensures that model performance reflects genuine reasoning capability rather than exploitation of specification ambiguities. The verification algorithms employ deterministic mathematical operations with provable correctness, eliminating any possibility of false positives or negatives in the assessment process.

The computational complexity bounds established for each task category ensure that the framework scales appropriately with problem size while maintaining practical feasibility. The polynomial upper bounds on both generation and verification complexity guarantee that the evaluation framework remains computationally tractable even as problem instances scale to challenge more capable models.

Furthermore, the mathematical formulations presented here demonstrate that the Easy Suite provides a complete coverage of fundamental algorithmic reasoning patterns. The tasks span multiple mathematical domains including arithmetic operations, order theory, statistical measures, and sequential analysis, creating a comprehensive assessment framework that captures essential reasoning capabilities without redundancy or gaps in coverage.

F.11 SOLUTION UNIQUENESS VERIFICATION AND MULTI-SOLUTION HANDLING

A critical component of our framework ensures mathematical fairness by rigorously handling cases where problems may admit multiple valid solutions. We implement a comprehensive solution verification system that prevents unfair penalization of models for producing mathematically correct but non-canonical answers.

F.11.1 UNIQUE SOLUTION GUARANTEE PROTOCOL

For each generated problem instance $p \in \mathcal{P}_{\text{easy}}$, we employ a deterministic verification procedure to establish solution uniqueness. Let $\mathcal{S}(p)$ denote the complete solution set for problem p . We define the uniqueness predicate:

$$\text{Unique}(p) = \begin{cases} \text{TRUE} & \text{if } |\mathcal{S}(p)| = 1 \\ \text{FALSE} & \text{if } |\mathcal{S}(p)| > 1 \end{cases} \quad (47)$$

For tasks with inherently unique solutions (arithmetic operations, extrema finding, statistical measures), the generation algorithm guarantees $\text{Unique}(p) = \text{TRUE}$ by construction. However, certain tasks may admit multiple valid solutions under specific parameter configurations.

F.11.2 COMPLETE SOLUTION ENUMERATION FOR MULTI-SOLUTION CASES

When $\text{Unique}(p) = \text{FALSE}$, we implement exhaustive solution enumeration to ensure comprehensive evaluation fairness. The most relevant cases include:

1. **Mode calculation:** Multiple values may achieve maximum frequency
2. **Sorting with equal elements:** Multiple valid orderings for identical values
3. **Index-based operations:** Multiple indices may correspond to identical maximum values

For these cases, we compute the complete solution set $\mathcal{S}(p) = \{s_1, s_2, \dots, s_k\}$ using deterministic enumeration algorithms. The verification function becomes:

$$\text{Verify}(r, p) = \begin{cases} \text{CORRECT} & \text{if } \text{Parse}(r) \in \mathcal{S}(p) \\ \text{INCORRECT} & \text{if } \text{Parse}(r) \notin \mathcal{S}(p) \\ \text{INVALID} & \text{if } \text{Parse}(r) = \perp \end{cases} \quad (48)$$

where $\text{Parse}(r)$ extracts the model's answer from response r , and \perp indicates parsing failure.

F.11.3 MATHEMATICAL COMPLETENESS VERIFICATION

To ensure no valid solutions are omitted, we employ mathematical completeness checks specific to each task category:

$$\text{Mode completeness : } \forall s \in \mathcal{S}(p), f(s) = \max_{x \in \mathcal{L}} f(x) \quad (49)$$

$$\text{Sorting completeness : } \forall s \in \mathcal{S}(p), \text{sorted}(s) \wedge \text{permutation}(s, \mathcal{L}) \quad (50)$$

$$\text{Index completeness : } \forall s \in \mathcal{S}(p), \mathcal{L}[s] = \max(\mathcal{L}) \quad (51)$$

This mathematical framework guarantees that model responses are evaluated against the complete solution space, eliminating any possibility of unfair penalization due to solution non-uniqueness.

F.11.4 COMPUTATIONAL COMPLEXITY OF SOLUTION ENUMERATION

The solution enumeration process maintains polynomial complexity bounds:

$$|\mathcal{S}_{\text{mode}}(p)| \leq n \quad (\text{at most } n \text{ distinct values}) \quad (52)$$

$$|\mathcal{S}_{\text{sorting}}(p)| \leq \prod_v n_v! \quad (\text{permutations of equal elements}) \quad (53)$$

$$|\mathcal{S}_{\text{index}}(p)| \leq n \quad (\text{at most } n \text{ positions}) \quad (54)$$

where n_v represents the frequency of value v in the input sequence. Even in worst-case scenarios, the enumeration complexity remains tractable, ensuring efficient evaluation without compromising mathematical rigor.

This comprehensive approach to solution handling demonstrates that our evaluation framework maintains both mathematical correctness and practical fairness, ensuring that model performance reflects genuine reasoning capability rather than arbitrary solution selection preferences.

Table 5: Easy Suite: Mathematical Formulations and Complexity Analysis (Part I)

Task	Input Space	Mathematical Operation	Solution Space	Verification	Complexity
<i>Basic Arithmetic Operations</i>					
Addition	$\mathcal{L} = \{x_1, \dots, x_n\} \subset \mathbb{Z}$	$S = \sum_{i=1}^n x_i$	$S \in \mathbb{Z}$	$S = \sum_{i=1}^n x_i$	$O(n)$
Subtraction	$(a, b) \in \mathbb{Z}^2$	$d = b - a$	$d \in \mathbb{Z}$	$d + a = b$	$O(1)$
Multiplication	$\mathcal{L} = \{x_1, \dots, x_n\} \subset \mathbb{Z}$	$P = \prod_{i=1}^n x_i$	$P \in \mathbb{Z}$	$P = \prod_{i=1}^n x_i$	$O(n)$
Division	$(a, b) \in \mathbb{Z}^2, b \neq 0$	$q = \frac{a}{b}$	$q \in \mathbb{Q}$	$ q \cdot b - a < \epsilon$	$O(1)$
Absolute Difference	$(a, b) \in \mathbb{Z}^2$	$\delta = b - a $	$\delta \in \mathbb{N}_0$	$\delta = b - a \geq 0$	$O(1)$
Alternating Sum	$\mathcal{L} = \{x_1, \dots, x_n\} \subset \mathbb{Z}$	$A = \sum_{i=1}^n (-1)^{i+1} x_i$	$A \in \mathbb{Z}$	$A = \sum_{i=1}^n (-1)^{i+1} x_i$	$O(n)$
Sum of Digits	$\mathcal{L} = \{x_1, \dots, x_n\} \subset \mathbb{Z}$	$D = \sum_{i=1}^n \sum_{d \in \text{digits}(x_i)} d$	$D \in \mathbb{N}_0$	Digit extraction and summation	$O(n \log M)$
<i>Comparison and Classification</i>					
Comparison	$(a, b) \in \mathbb{Z}^2$	$R \in \{<, =, >\} : aRb$	$R \in \{<, =, >\}$	$(a - b) \cdot \text{sgn}(R) \geq 0$	$O(1)$
Odd Count	$\mathcal{L} = \{x_1, \dots, x_n\} \subset \mathbb{Z}$	$C_{\text{odd}} = \{x_i : x_i \equiv 1 \pmod{2}\} $	$C_{\text{odd}} \in [0, n]$	$\sum_{i=1}^n (x_i \bmod 2)$	$O(n)$
Even Count	$\mathcal{L} = \{x_1, \dots, x_n\} \subset \mathbb{Z}$	$C_{\text{even}} = \{x_i : x_i \equiv 0 \pmod{2}\} $	$C_{\text{even}} \in [0, n]$	$n - \sum_{i=1}^n (x_i \bmod 2)$	$O(n)$
Count Negative	$\mathcal{L} = \{x_1, \dots, x_n\} \subset \mathbb{Z}$	$C_{\text{neg}} = \{x_i : x_i < 0\} $	$C_{\text{neg}} \in [0, n]$	$\sum_{i=1}^n \mathbf{1}_{x_i < 0}$	$O(n)$
Count Unique	$\mathcal{L} = \{x_1, \dots, x_n\} \subset \mathbb{Z}$	$C_{\text{uniq}} = \text{distinct}(\mathcal{L}) $	$C_{\text{uniq}} \in [1, n]$	Set cardinality computation	$O(n)$
Count Perfect Squares	$\mathcal{L} = \{x_1, \dots, x_n\} \subset \mathbb{Z}$	$C_{\text{sq}} = \{x_i : \exists k, x_i = k^2\} $	$C_{\text{sq}} \in [0, n]$	$\lfloor \sqrt{x_i} \rfloor^2 = x_i$	$O(n)$
Count Palindromic	$\mathcal{L} = \{x_1, \dots, x_n\} \subset \mathbb{Z}$	$C_{\text{pal}} = \{x_i : \text{palindrome}(x_i)\} $	$C_{\text{pal}} \in [0, n]$	String reversal check	$O(n \log M)$
Count Multiples of K	$\mathcal{L} = \{x_1, \dots, x_n\} \subset \mathbb{Z}$	$C_K = \{x_i : x_i \equiv 0 \pmod{K}\} $	$C_K \in [0, n]$	Modular arithmetic check	$O(n)$

Table 6: Easy Suite: Mathematical Formulations and Complexity Analysis (Part II)

Task	Input Space	Mathematical Operation	Solution Space	Verification	Complexity
<i>Ordering and Extrema Detection</i>					
Sorting	$\mathcal{L} = \{x_1, \dots, x_n\} \subset \mathbb{Z}$	$\mathcal{L}' : x'_i \leq x'_{i+1}$	$\mathcal{L}' \in \mathbb{Z}^n$	$\forall i : x'_i \leq x'_{i+1} \wedge \{\mathcal{L}\} = \{\mathcal{L}'\}$	$O(n \log n)$
Find Maximum	$\mathcal{L} = \{x_1, \dots, x_n\} \subset \mathbb{Z}$	$x_{\max} = \max_i x_i$	$x_{\max} \in \mathcal{L}$	$\forall x \in \mathcal{L} : x_{\max} \geq x$	$O(n)$
Find Minimum	$\mathcal{L} = \{x_1, \dots, x_n\} \subset \mathbb{Z}$	$x_{\min} = \min_i x_i$	$x_{\min} \in \mathcal{L}$	$\forall x \in \mathcal{L} : x_{\min} \leq x$	$O(n)$
Second Maximum	$\mathcal{L} = \{x_1, \dots, x_n\} \subset \mathbb{Z}$	$x_{2\text{nd}} = \max\{x : x < x_{\max}\}$	$x_{2\text{nd}} \in \mathcal{L}$	Two-pass extrema detection	$O(n)$
Range Calculation	$\mathcal{L} = \{x_1, \dots, x_n\} \subset \mathbb{Z}$	$R = x_{\max} - x_{\min}$	$R \in \mathbb{N}_0$	$R = \max(\mathcal{L}) - \min(\mathcal{L})$	$O(n)$
Index of Maximum	$\mathcal{L} = \{x_1, \dots, x_n\} \subset \mathbb{Z}$	$\text{idx} = \min\{i : x_i = x_{\max}\}$	$\text{idx} \in [0, n-1]$	Position and value verification	$O(n)$
Sum of Max Indices	$\mathcal{L} = \{x_1, \dots, x_n\} \subset \mathbb{Z}$	$S_{\text{idx}} = \sum_{i: x_i = x_{\max}} i$	$S_{\text{idx}} \in \mathbb{N}$	Positional arithmetic	$O(n)$
<i>Sequential Analysis</i>					
Max Adjacent Diff	$\mathcal{L} = \{x_1, \dots, x_n\} \subset \mathbb{Z}$	$\Delta_{\max} = \max_i x_{i+1} - x_i $	$\Delta_{\max} \in \mathbb{N}_0$	Pairwise difference computation	$O(n)$
Count Increasing	$\mathcal{L} = \{x_1, \dots, x_n\} \subset \mathbb{Z}$	$C_{\text{inc}} = \{i : x_i > x_{i-1}\} $	$C_{\text{inc}} \in [0, n-1]$	Sequential comparison	$O(n)$
Local Maxima Count	$\mathcal{L} = \{x_1, \dots, x_n\} \subset \mathbb{Z}$	$C_{\text{local}} = \{i : x_i > x_{i-1} \wedge x_i > x_{i+1}\} $	$C_{\text{local}} \in [0, n-2]$	Neighborhood comparison	$O(n)$
LIS Length	$\mathcal{L} = \{x_1, \dots, x_n\} \subset \mathbb{Z}$	$\text{LIS} = \max\{ S : \forall i < j \in S, x_i < x_j\}$	$\text{LIS} \in [1, n]$	Dynamic programming	$O(n \log n)$
<i>Statistical Measures</i>					
Mean	$\mathcal{L} = \{x_1, \dots, x_n\} \subset \mathbb{Z}$	$\mu = \frac{1}{n} \sum_{i=1}^n x_i$	$\mu \in \mathbb{Q}$	$ n \cdot \mu - \sum_i x_i < \epsilon$	$O(n)$
Median	$\mathcal{L} = \{x_1, \dots, x_n\} \subset \mathbb{Z}$	$m = \begin{cases} x'_{(n+1)/2} & n \text{ odd} \\ \frac{x'_{n/2} + x'_{n/2+1}}{2} & n \text{ even} \end{cases}$	$m \in \mathbb{Q}$	Sort \mathcal{L} , select middle	$O(n \log n)$
Mode	$\mathcal{L} = \{x_1, \dots, x_n\} \subset \mathbb{Z}$	$\text{mode} = \{x : f(x) = \max_y f(y)\}$	$\text{mode} \subseteq \mathcal{L}$	$\forall x \in \text{mode} : f(x) \geq f(y), \forall y$	$O(n)$

Table 7: Easy Suite: Problem Generation Parameters and Contamination Resistance

Task Category	Parameter Space	Problem Space Size	Solution Uniqueness	Context Bound
<i>List-Based Operations (25 tasks)</i>				
<i>Arithmetic (4 tasks), Ordering (7 tasks), Statistical (3 tasks), Sequential (4 tasks), Classification (7 tasks)</i>				
Input Generation	$k \in [2, 100]$ $[a, b] \subset [-10^6, 10^6]$	$\binom{b-a+1}{k} \cdot k! \approx 10^{15}$	Deterministic	$O(k \log M)$
<i>Pair-Based Operations (4 tasks)</i>				
<i>Subtraction, Division, Absolute Difference, Comparison</i>				
Input Generation	$(a, b) \in [a_{\min}, a_{\max}]^2$ $a_{\min}, a_{\max} \in [-10^6, 10^6]$	$(a_{\max} - a_{\min} + 1)^2 \approx 10^{12}$	Deterministic	$O(\log M)$

Table 8: Easy Suite: Validation Properties and Error Tolerances

Task Type	Output Format	Validation Method	Error Tolerance
Integer Operations (Addition, Subtraction, Multiplication, Counts)	integer	Exact match result = ground truth	$\epsilon = 0$
Rational Operations (Division)	decimal	Floating-point comparison $ \text{result} - \text{ground truth} < \epsilon$	$\epsilon = 10^{-2}$
Statistical Measures (Mean, Median)	number	Precision-based comparison $ \text{result} - \text{ground truth} < \epsilon$	$\epsilon = 10^{-6}$
Set Operations (Sorting, Mode)	list/set	Multiset equality $\{\text{result}\} = \{\text{ground truth}\}$	N/A
Categorical (Comparison)	category	Exact category match result $\in \{<, =, >\}$	N/A

G PROMPTS USED FOR ALL EASY SUITE TASKS

This section describes the prompts developed for each of the easy suite tasks. Each prompt begins with an instruction describing the task. The prompt then provides the input which can be list or a pair of numbers. The model is provided information regarding the format of the expected answer. All final answers must be enclosed in the format `\boxed{}`. The answer is then extracted from within the `\boxed{}` brackets using a regular expression.

Prompt Template for Absolute Difference Task

Find the absolute difference between the following list of numbers:
`{data_point}`

Provide the result. Your final answer must be in the format `\boxed{answer}` at the end.

Prompt Template for Comparison Task

Compare the following two numbers and determine their relationship:

Number 1: `{num1}`
Number 2: `{num2}`

Is Number 1 greater than, less than, or equal to Number 2? Your final answer must be in the format `\boxed{relation}` at the end, where 'relation' is one of: 'greater than', 'less than', or 'equal to'.

Prompt Template for Division Task

Divide `{numerator}` by `{denominator}`.

Provide the answer as a floating point number. Your final answer must be in the format `\boxed{answer}` at the end.

Prompt Template for Even Count Task

Count the even numbers from the following list of numbers:
`{input_list}`

Provide the final count of even numbers. Your final answer must be in the format `\boxed{answer}` at the end.

Prompt Template for Find Maximum Task

Find the maximum number from the given list of numbers. List = `{input_list}`.

Your final answer must be in the format `\boxed{maximum}` at the end of your response.

Prompt Template for Find Minimum Task

Find the minimum number from the given list of numbers. List = {input_list}.

Your final answer must be in the format `\boxed{minimum}` at the end of your response.

Prompt Template for Mean Task

Calculate the mean (average) of the following list of numbers:
{input_list}

The mean is the sum of all numbers divided by the count of numbers. Calculate the exact mean value. Your final answer must be in the format `\boxed{mean value}` at the end.

Prompt Template for Median Task

Find the median value of the following list of numbers:
{input_list}

The median is the middle value when the list is sorted. If there is an even number of elements, the median is the average of the two middle values. Your final answer must be in the format `\boxed{median value}` at the end.

Prompt Template for Mode Task

Find the mode(s) of the following list of numbers:
{input_list}

The mode is the value that appears most frequently. If multiple values appear with the same highest frequency, return all of them. Your final answer must be in the format `\boxed{mode(s)}` at the end. If there are multiple modes, list them separated by commas.

Prompt Template for Multiplication Task

Multiply the following list of numbers:
{data_point}

Provide the product. Your final answer must be in the format `\boxed{answer}` at the end.

Prompt Template for Odd Count Task

Count the odd numbers from the following list of numbers:
{input_list}

Provide the final count of odd numbers. Your final answer must be in the format `\boxed{answer}` at the end.

Prompt Template for Sorting Task

Sort the following list of numbers in ascending order:
{input_list}

Provide the sorted list. Your final answer must be in the format `\boxed{sorted list}` at the end.

Prompt Template for Subtraction Task

Can you subtract {first_number} from {second_number} and provide your final answer in `\boxed{answer}` format at the end of your response.

Prompt Template for Sum Task

Add the following list of numbers:
{input_list}

Provide the sum. Your final answer must be in the format `\boxed{answer}` at the end.

Prompt Template for Second Maximum Task

Find the second maximum number from the given list of numbers. List = {input_list}.

Your final answer must be in the format `\boxed{second_maximum}` at the end of your response.

Prompt Template for Range Task

Calculate the range (difference between maximum and minimum) of the following list of numbers: {input_list}.

Your final answer must be in the format `\boxed{range}` at the end of your response.

Prompt Template for Index of Maximum Task

Find the index (0-based position) of the maximum element in the list {input_list}. If there are multiple maximum elements, return the index of the first occurrence.

Your final answer must be in the format `\boxed{index}` at the end of your response.

Prompt Template for Count Negative Numbers Task

Count how many negative numbers are in the list {input_list}.

Your final answer must be in the format `\boxed{count}` at the end of your response.

Prompt Template for Count Unique Elements Task

Count the number of unique (distinct) elements in the list {input_list}.

Your final answer must be in the format `\boxed{count}` at the end of your response.

Prompt Template for Maximum Difference Between Adjacent Elements Task

Find the maximum absolute difference between any two adjacent elements in the list {input_list}.

Your final answer must be in the format `\boxed{difference}` at the end of your response.

Prompt Template for Count Elements Greater Than Previous Task

Count how many elements in the list are greater than the element that comes immediately before them: {input_list}.

Your final answer must be in the format `\boxed{count}` at the end of your response.

Prompt Template for Sum of Indices of Maximum Elements Task

Find the sum of all indices (0-based) where the maximum value occurs in the list {input_list}.

Your final answer must be in the format `\boxed{sum}` at the end of your response.

Prompt Template for Count Palindromic Numbers Task

Count how many palindromic numbers are in the list {input_list}. A palindromic number reads the same forwards and backwards.

Your final answer must be in the format `\boxed{count}` at the end of your response.

Prompt Template for Longest Increasing Subsequence Length Task

Find the length of the longest increasing subsequence in {input_list}. A subsequence maintains relative order but elements don't need to be consecutive.

Your final answer must be in the format `\boxed{length}` at the end of your response.

Prompt Template for Sum of Digits Task

Calculate the sum of all digits in all numbers in the list {input_list}.

Your final answer must be in the format `\boxed{sum}` at the end of your response.

Prompt Template for Count Perfect Squares Task

Count how many perfect squares are in the list {input_list}. A perfect square is an integer that is the square of another integer.

Your final answer must be in the format `\boxed{count}` at the end of your response.

Prompt Template for Alternating Sum Task

Calculate the alternating sum of the list {input_list}. Start by adding the first element, then subtract the second, add the third, etc.

Your final answer must be in the format `\boxed{sum}` at the end of your response.

Prompt Template for Count Multiples of K Task

Count how many numbers in the list {input_list} are multiples of [K value].

Your final answer must be in the format `\boxed{count}` at the end of your response.

Prompt Template for Local Maxima Count Task

Count how many local maxima exist in the list {input_list}. A local maximum is an element that is greater than both its immediate neighbors.

Your final answer must be in the format `\boxed{count}` at the end of your response.

H MEDIUM SUITE: COMPLEX SEQUENTIAL REASONING TASKS

The Medium Suite introduces a comprehensive collection of five algorithmically-generated sequential reasoning tasks, encompassing forty-nine distinct pattern variations that require sophisticated pattern recognition and mathematical reasoning capabilities. Unlike traditional benchmarks that rely on static datasets, our framework generates sequences dynamically using deterministic mathematical functions, ensuring both reproducibility and contamination resistance. The suite consists of Fibonacci and Recursive Sequences (6 variations), Geometric and Exponential Sequences (10 variations), Prime and Number Theory Sequences (11 variations), Complex Pattern Recognition (12 variations), and Algebraic Sequence Completion (10 variations). Each task evaluates a distinct aspect of mathematical reasoning while maintaining computational tractability and verification guarantees through rigorous mathematical foundations.

H.1 FIBONACCI AND RECURSIVE SEQUENCE COMPLETION

H.1.1 PROBLEM FORMULATION

Let $\mathcal{S} = \{s_1, s_2, \dots, s_n\}$ represent a sequence generated by a recursive relation $R : \mathbb{Z}^k \rightarrow \mathbb{Z}$, where k denotes the order of recurrence. The general k -th order linear recurrence relation is defined as:

$$s_n = \sum_{i=1}^k a_i \cdot s_{n-i} + c, \quad n > k \quad (55)$$

where $a_i \in \mathbb{Z}$ are recurrence coefficients, $c \in \mathbb{Z}$ is an optional constant term, and initial conditions $\{s_1, s_2, \dots, s_k\}$ are specified. The task presents a partial sequence $\mathcal{S}_{\text{shown}} = \{s_1, s_2, \dots, s_m\}$ where $m < n$, and requires predicting s_{m+1} .

H.1.2 SEQUENCE GENERATION ALGORITHM

We implement six distinct recursive sequence variations, each with deterministic generation guarantees:

Classical Fibonacci: Generated using the relation $F_n = F_{n-1} + F_{n-2}$ with initial conditions $(F_1, F_2) \sim \text{Uniform}(1, 20)$.

Generalized Tribonacci: Extends to third-order recurrence with $T_n = T_{n-1} + T_{n-2} + T_{n-3}$.

Modified Linear Recurrence: Implements $M_n = a \cdot M_{n-1} + b \cdot M_{n-2}$ where coefficients (a, b) are sampled from a predefined set $\mathcal{C} = \{(1, 2), (2, 1), (1, -1), (2, -1)\}$ to ensure bounded growth.

The generation process follows Algorithm 3:

Algorithm 3 Recursive Sequence Generation

- 1: **Input:** Sequence type τ , length L , seed σ
 - 2: **Output:** Complete sequence \mathcal{S} , shown portion $\mathcal{S}_{\text{shown}}$, target s_{m+1}
 - 3: Initialize RNG with seed σ
 - 4: Sample initial conditions $\{s_1, \dots, s_k\}$ from $\mathcal{U}(1, 20)$
 - 5: Select coefficients (a_1, \dots, a_k) based on type τ
 - 6: **for** $i = k + 1$ **to** L **do**
 - 7: $s_i \leftarrow \sum_{j=1}^k a_j \cdot s_{i-j}$
 - 8: **end for**
 - 9: $\mathcal{S}_{\text{shown}} \leftarrow \{s_1, \dots, s_{L-2}\}$
 - 10: **Return** $\mathcal{S}, \mathcal{S}_{\text{shown}}, s_{L-1}$
-

H.1.3 UNIQUENESS AND VERIFICATION GUARANTEES

The uniqueness of the next term in a linear recurrence sequence is guaranteed by the following theorem:

Theorem 6 (Uniqueness of Linear Recurrence). *Given a k -th order linear recurrence relation with non-zero leading coefficient $a_1 \neq 0$ and $m \geq k$ observed terms, the $(m + 1)$ -th term is uniquely determined.*

Proof. The recurrence relation forms a system of linear equations. For $m \geq k$ observations, we have at least $m - k + 1$ equations of the form:

$$s_{i+k} = \sum_{j=1}^k a_j \cdot s_{i+k-j}, \quad i = 1, 2, \dots, m - k + 1 \quad (56)$$

With $a_1 \neq 0$, the coefficient matrix has full rank, ensuring a unique solution for s_{m+1} . \square

H.1.4 CONTEXT WINDOW CONSTRAINTS

The maximum sequence length L_{\max} is bounded by the growth rate of the recurrence relation to prevent numerical overflow. For Fibonacci-like sequences, the growth rate is approximately ϕ^n where $\phi = \frac{1+\sqrt{5}}{2}$ is the golden ratio. We enforce:

$$L_{\max} = \min \left\{ \left\lfloor \frac{\log(\text{MAX_INT})}{\log(\phi)} \right\rfloor, \text{CONTEXT_LIMIT} \right\} \quad (57)$$

where $\text{MAX_INT} = 2^{31} - 1$ for 32-bit integers and CONTEXT_LIMIT represents the model’s maximum token capacity.

H.1.5 CONTAMINATION RESISTANCE

The contamination resistance of our approach stems from three key properties:

Parametric Diversity: With initial conditions sampled from $\mathcal{U}(1, 20)^k$ and multiple coefficient sets, the number of unique sequences is:

$$|\mathcal{S}_{\text{unique}}| = 20^k \times |\mathcal{C}| \times P(L, m) \quad (58)$$

where $P(L, m)$ represents the number of ways to select m consecutive terms from a sequence of length L .

Dynamic Generation: Each evaluation instance generates sequences using a cryptographically secure random seed, ensuring that pre-training on specific sequences provides no advantage.

Verification Independence: The correctness of predictions is verified through direct computation rather than comparison with stored answers, eliminating the possibility of answer leakage.

H.2 GEOMETRIC AND EXPONENTIAL SEQUENCE COMPLETION

H.2.1 PROBLEM FORMULATION

Let $\mathcal{G} = \{g_1, g_2, \dots, g_n\}$ denote a sequence following multiplicative or exponential growth patterns. We define the general geometric sequence as:

$$g_n = g_1 \cdot r^{n-1} \quad (59)$$

where g_1 is the initial term and $r \in \mathbb{R} \setminus \{0\}$ is the common ratio. For exponential sequences, we consider:

$$e_n = b^{f(n)} \quad (60)$$

where b is the base and $f : \mathbb{N} \rightarrow \mathbb{R}$ is a function determining the exponent pattern.

H.2.2 SEQUENCE TYPE SPECIFICATIONS

We implement ten distinct multiplicative pattern variations, each with rigorous mathematical definitions:

Pure Geometric Sequences: Generated with ratio $r \in \mathcal{R} = \{2, 3, 4, 5, 0.5, 1.5, 2.5, 3.5\}$ to balance growth control and pattern diversity.

Power Sequences: For power $p \in \{2, 3\}$, we generate $P_n = n^p$, ensuring polynomial growth bounded by $O(n^p)$.

Factorial Sequences: Defined as $F_n = n!$ with growth rate $O(n^n)$, requiring careful overflow management.

Double Exponential Sequences: The most challenging pattern, defined as:

$$D_n = b^{(b^{\dots^b})} \quad (\text{n iterations}) \quad (61)$$

Due to the extremely rapid growth, we limit generation to $n \leq 4$ terms, where:

$$D_1 = 2 \quad (62)$$

$$D_2 = 2^2 = 4 \quad (63)$$

$$D_3 = 2^{2^2} = 16 \quad (64)$$

$$D_4 = 2^{2^{2^2}} = 65536 \quad (65)$$

H.2.3 COMPUTATIONAL FEASIBILITY CONSTRAINTS

To ensure computational tractability while maintaining pattern complexity, we enforce strict bounds on sequence values:

$$\forall g_i \in \mathcal{G} : |g_i| \leq \Theta_{\max} \quad (66)$$

where $\Theta_{\max} = 10^6$ is the maximum allowed value. The generation algorithm incorporates overflow protection:

Algorithm 4 Geometric Sequence Generation with Overflow Protection

```

1: Input: Type  $\tau$ , length  $L$ , maximum value  $\Theta_{\max}$ 
2: Output: Valid sequence  $\mathcal{G}$  or  $\emptyset$  if infeasible
3: Initialize sequence  $\mathcal{G} \leftarrow []$ 
4: Select parameters  $(g_1, r)$  based on type  $\tau$ 
5: for  $i = 1$  to  $L$  do
6:   Compute  $g_i$  according to sequence type
7:   if  $|g_i| > \Theta_{\max}$  then
8:     break // Terminate on overflow
9:   end if
10:  Append  $g_i$  to  $\mathcal{G}$ 
11: end for
12: if  $|\mathcal{G}| < 4$  then
13:   Return  $\emptyset$  // Insufficient terms
14: else
15:   Return  $\mathcal{G}$ 
16: end if

```

H.2.4 PATTERN DISCRIMINATION AND VALIDATION

To ensure that generated sequences genuinely test multiplicative reasoning rather than simple arithmetic patterns, we implement a validation function:

$$\text{IsGeometric}(\mathcal{G}) = \begin{cases} \text{true} & \text{if } \forall i \in [2, n-1] : \left| \frac{g_{i+1}/g_i - g_i/g_{i-1}}{g_i/g_{i-1}} \right| < \epsilon \\ \text{false} & \text{otherwise} \end{cases} \quad (67)$$

where $\epsilon = 10^{-6}$ accounts for floating-point precision. Additionally, we reject sequences that exhibit arithmetic progression:

$$\text{RejectArithmetic}(\mathcal{G}) = \text{true} \iff \exists d : \forall i \in [1, n-1] : g_{i+1} - g_i = d \quad (68)$$

H.2.5 THEORETICAL COMPLEXITY ANALYSIS

The computational complexity of identifying geometric patterns varies by sequence type:

Pure Geometric: Requires $O(n)$ operations to compute ratios and verify consistency.

Power Sequences: Recognition requires solving $g_n = n^p$ for p , achievable in $O(n \log n)$ time using logarithmic transformation.

Factorial Sequences: Verification requires computing $n!$ for comparison, with complexity $O(n^2)$ using naive multiplication.

Double Exponential: Due to the tower structure, verification requires recursive exponentiation with complexity $O(2^n)$, justifying our length restriction.

H.2.6 UNIQUENESS THEOREM FOR GEOMETRIC SEQUENCES

Theorem 7 (Uniqueness of Geometric Continuation). *Given a geometric sequence $\mathcal{G} = \{g_1, g_2, \dots, g_m\}$ with $m \geq 2$ and $g_i \neq 0$ for all i , the next term g_{m+1} is uniquely determined.*

Proof. For a geometric sequence, the common ratio $r = \frac{g_{i+1}}{g_i}$ is constant for all valid i . Given $m \geq 2$ terms:

$$r = \frac{g_2}{g_1} = \frac{g_3}{g_2} = \dots = \frac{g_m}{g_{m-1}} \quad (69)$$

Therefore, $g_{m+1} = g_m \cdot r = g_m \cdot \frac{g_m}{g_{m-1}} = \frac{g_m^2}{g_{m-1}}$, which is uniquely determined when $g_{m-1} \neq 0$. \square

H.2.7 CONTAMINATION RESISTANCE MECHANISMS

The geometric sequence task achieves contamination resistance through:

Parameter Space Cardinality: With initial terms from $[1, 10]$, ratios from \mathcal{R} , and variable sequence lengths, the total number of distinct sequences exceeds:

$$|\mathcal{G}_{\text{total}}| > 10 \times 8 \times \binom{12}{6} > 73,920 \quad (70)$$

Precision Variation: Floating-point ratios like $r = 1.5, 2.5, 3.5$ create sequences that cannot be memorized as simple integer patterns, requiring genuine multiplicative reasoning.

Type Mixing: Random selection from ten sequence types during evaluation prevents models from exploiting type-specific heuristics.

H.3 PRIME AND NUMBER THEORY SEQUENCE COMPLETION

H.3.1 PROBLEM FORMULATION

Let \mathcal{P} denote the set of prime numbers and \mathcal{N} represent sequences derived from number-theoretic functions. We define a number theory sequence as:

$$\mathcal{N} = \{n_i : n_i = f(i) \text{ or } n_i = g(p_i), i \in \mathbb{N}\} \quad (71)$$

where $f : \mathbb{N} \rightarrow \mathbb{N}$ is a number-theoretic function and p_i is the i -th prime number.

H.3.2 PRIME GENERATION AND VERIFICATION

We employ the Sieve of Eratosthenes for efficient prime generation up to limit L :

Algorithm 5 Optimized Sieve of Eratosthenes

```

1: Input: Upper limit  $L$ 
2: Output: Set of primes  $\mathcal{P} \leq L$ 
3: Initialize boolean array  $A[0 \dots L]$  with  $A[i] = \text{true}$ 
4:  $A[0] \leftarrow A[1] \leftarrow \text{false}$ 
5: for  $i = 2$  to  $\lfloor \sqrt{L} \rfloor$  do
6:   if  $A[i] = \text{true}$  then
7:     for  $j = i^2$  to  $L$  step  $i$  do
8:        $A[j] \leftarrow \text{false}$ 
9:   end for
10: end if
11: end for
12: Return  $\{i : A[i] = \text{true}\}$ 

```

The algorithm's time complexity is $O(L \log \log L)$ with space complexity $O(L)$.

H.3.3 NUMBER-THEORETIC FUNCTION IMPLEMENTATIONS

We implement eleven distinct number-theoretic sequence variations with mathematical rigor:

Euler's Totient Function: For $n \in \mathbb{N}$, $\phi(n)$ counts integers $k \leq n$ where $\gcd(k, n) = 1$:

$$\phi(n) = n \prod_{p|n} \left(1 - \frac{1}{p}\right) \quad (72)$$

where the product runs over distinct prime divisors of n .

Sum of Divisors Function: The function $\sigma(n)$ computes:

$$\sigma(n) = \sum_{d|n} d = \prod_{p^k || n} \frac{p^{k+1} - 1}{p - 1} \quad (73)$$

where $p^k || n$ denotes that p^k exactly divides n .

Mersenne Numbers: Defined as $M_p = 2^p - 1$ where $p \in \mathcal{P}$. The Lucas-Lehmer test provides primality verification:

$$s_0 = 4, \quad s_{i+1} = s_i^2 - 2 \pmod{M_p} \quad (74)$$

M_p is prime if and only if $s_{p-2} \equiv 0 \pmod{M_p}$.

Sophie Germain Primes: A prime p is Sophie Germain if $2p + 1$ is also prime. The density of such primes follows:

$$\pi_{SG}(x) \sim C \cdot \frac{x}{(\ln x)^2} \quad (75)$$

where $C \approx 1.32$ is the twin prime constant.

H.3.4 SEQUENCE GENERATION WITH COMPUTATIONAL BOUNDS

For sequences with potentially rapid growth, we implement dynamic bounds:

$$n_{\max}(i) = \min \{f(i), 10^6\} \quad (76)$$

Special considerations for each sequence type:

Prime Gaps: The n -th prime gap $g_n = p_{n+1} - p_n$ satisfies Bertrand's postulate:

$$g_n < p_n \quad \text{for } p_n > 25 \quad (77)$$

Catalan Numbers: Generated using the recurrence:

$$C_n = \sum_{i=0}^{n-1} C_i C_{n-1-i}, \quad C_0 = 1 \quad (78)$$

with closed form:

$$C_n = \frac{1}{n+1} \binom{2n}{n} = \frac{(2n)!}{(n+1)!n!} \quad (79)$$

H.3.5 UNIQUENESS AND WELL-DEFINEDNESS

Theorem 8 (Uniqueness of Number-Theoretic Sequences). *For each number-theoretic function $f : \mathbb{N} \rightarrow \mathbb{N}$ implemented in our framework, given a sequence $\{f(1), f(2), \dots, f(m)\}$ with $m \geq 3$, the value $f(m+1)$ is uniquely determined.*

Proof. Each function in our framework is well-defined:

1. **Prime sequences:** The n -th prime p_n is uniquely defined by the ordering of natural numbers.
2. **Totient function:** $\phi(n)$ is uniquely determined by the prime factorization of n .
3. **Divisor sum:** $\sigma(n)$ is uniquely computed from the divisors of n .
4. **Mersenne numbers:** $M_p = 2^p - 1$ is a deterministic function of prime p .

Therefore, $f(m+1)$ is uniquely computable from the definition of f . □

H.3.6 PATTERN RECOGNITION COMPLEXITY

The computational complexity of identifying number-theoretic sequences varies significantly:

Sequence Type	Recognition Complexity	Verification Complexity
Prime numbers	$O(n\sqrt{n})$	$O(\sqrt{n})$ per element
Twin primes	$O(n\sqrt{n})$	$O(\sqrt{n})$ per pair
Euler totient	$O(n^2)$	$O(n \log n)$ per element
Mersenne numbers	$O(n \cdot 2^n)$	$O(p^3)$ Lucas-Lehmer
Catalan numbers	$O(n^2)$	$O(n)$ per element

Table 9: Computational complexity for number-theoretic sequence operations

H.3.7 CONTAMINATION RESISTANCE THROUGH MATHEMATICAL DEPTH

Number-theoretic sequences provide inherent contamination resistance because:

Infinite Variability: The set of primes is infinite, and subsequences can start at any position, yielding uncountably many valid test instances.

Computational Irreducibility: Many number-theoretic functions lack closed-form solutions, requiring actual computation rather than pattern matching.

Cross-Domain Dependencies: Sequences like Sophie Germain primes require understanding multiple mathematical concepts simultaneously, preventing shallow memorization.

The probability of encountering an identical sequence during training is:

$$P(\text{collision}) < \frac{1}{\binom{\pi(10^6)}{m}} < \frac{1}{10^{30}} \quad (80)$$

where $\pi(10^6) \approx 78,498$ is the prime counting function and m is the sequence length shown.

H.4 COMPLEX PATTERN RECOGNITION

H.4.1 PROBLEM FORMULATION

Let $\mathcal{C} = \{c_1, c_2, \dots, c_n\}$ represent a sequence following a composite or multi-layered pattern. We define complex patterns as sequences that satisfy:

$$c_i = \mathcal{F}(i, \{c_1, \dots, c_{i-1}\}, \theta) \quad (81)$$

where \mathcal{F} is a composite function incorporating multiple mathematical operations, and θ represents pattern-specific parameters including breakpoints, modulation factors, and conditional rules.

H.4.2 MULTI-LAYERED PATTERN SPECIFICATIONS

We formalize twelve distinct complex pattern variations, each requiring different levels of mathematical reasoning:

Polynomial Sequences: For degree $d \in \{2, 3, 4\}$, we generate:

$$P_n^{(d)} = \sum_{k=0}^d a_k n^k \quad (82)$$

where coefficients a_k are selected to maintain $|P_n^{(d)}| < 10^4$ for all $n \leq 20$.

Interleaved Sequences: Two independent sequences $A = \{a_i\}$ and $B = \{b_i\}$ are interleaved:

$$c_i = \begin{cases} a_{(i+1)/2} & \text{if } i \text{ is odd} \\ b_{i/2} & \text{if } i \text{ is even} \end{cases} \quad (83)$$

Conditional Pattern Transformation: The sequence follows different rules based on position or value conditions:

$$c_i = \begin{cases} f_1(i, c_{i-1}) & \text{if } \psi(i, c_{i-1}) = \text{true} \\ f_2(i, c_{i-1}) & \text{otherwise} \end{cases} \quad (84)$$

where $\psi : \mathbb{N} \times \mathbb{Z} \rightarrow \{\text{true}, \text{false}\}$ is a boolean predicate.

Multi-Order Recursive Patterns: Generalizing to k -th order dependencies:

$$c_n = \sum_{j=1}^k \alpha_j \cdot c_{n-j} + \beta(n) \quad (85)$$

where $\beta : \mathbb{N} \rightarrow \mathbb{Z}$ introduces position-dependent perturbations.

H.4.3 PATTERN COMPLEXITY HIERARCHY

We establish a formal hierarchy of pattern complexity based on computational requirements for recognition:

Definition 1 (Pattern Complexity Level). A sequence pattern has complexity level \mathcal{L} if the minimum computational resources required for recognition are:

$$\mathcal{L}_1 : O(n) \text{ time, } O(1) \text{ space} \quad (\text{arithmetic, geometric}) \quad (86)$$

$$\mathcal{L}_2 : O(n^2) \text{ time, } O(n) \text{ space} \quad (\text{polynomial, recursive}) \quad (87)$$

$$\mathcal{L}_3 : O(n^3) \text{ time, } O(n^2) \text{ space} \quad (\text{interleaved, conditional}) \quad (88)$$

$$\mathcal{L}_4 : O(2^n) \text{ time, } O(n) \text{ space} \quad (\text{chaotic, multi-transform}) \quad (89)$$

H.4.4 GENERATION ALGORITHM WITH PATTERN VALIDATION

Algorithm 6 Complex Pattern Generation with Validation

```

1: Input: Pattern type  $\tau$ , length  $L$ , complexity level  $\mathcal{L}$ 
2: Output: Valid complex sequence  $\mathcal{C}$  or failure indicator
3: Initialize parameters  $\theta \leftarrow \text{SampleParameters}(\tau, \mathcal{L})$ 
4: Generate candidate sequence  $\mathcal{C} \leftarrow \text{GeneratePattern}(\tau, L, \theta)$ 
5: Validation Phase:
6: if IsTrivial( $\mathcal{C}$ ) then
7:   Return FAILURE // Reject trivial patterns
8: end if
9: if ComplexityLevel( $\mathcal{C}$ ) <  $\mathcal{L}$  then
10:  Return FAILURE // Insufficient complexity
11: end if
12: if  $\neg \text{HasUniqueExtension}(\mathcal{C})$  then
13:  Return FAILURE // Ambiguous continuation
14: end if
15: Return  $\mathcal{C}$ 

```

H.4.5 UNIQUENESS GUARANTEES FOR COMPLEX PATTERNS

Theorem 9 (Unique Continuation of Complex Patterns). *For each complex pattern type τ in our framework, given m observations where $m \geq m_{\min}(\tau)$, the next term is uniquely determined.*

Proof. We prove uniqueness for each pattern class:

Polynomial sequences: A degree- d polynomial is uniquely determined by $d + 1$ points. For $m > d$, the system is overdetermined but consistent, yielding a unique continuation.

Interleaved sequences: Each subsequence A and B requires $\lceil m/2 \rceil$ terms. With deterministic interleaving rules, the next term's source sequence is known, ensuring uniqueness.

Conditional patterns: The predicate ψ and functions f_1, f_2 are deterministic. Given the sequence history, the next term is uniquely computed by evaluating ψ and applying the appropriate function.

Multi-order recursive: With coefficients $\{\alpha_j\}$ and sufficient observations $m \geq k$, the linear system has a unique solution. \square

H.4.6 PATTERN RECOGNITION VIA FINITE DIFFERENCES

For polynomial patterns, we employ the method of finite differences. The k -th order difference operator is:

$$\Delta^k c_i = \sum_{j=0}^k (-1)^{k-j} \binom{k}{j} c_{i+j} \quad (90)$$

A sequence follows a degree- d polynomial if and only if $\Delta^{d+1} c_i = 0$ for all valid i .

H.4.7 COMPLEXITY VALIDATION METRICS

To ensure generated patterns maintain appropriate complexity, we compute several metrics:

Kolmogorov Complexity Approximation: Using compression ratio as a proxy:

$$K(\mathcal{C}) \approx \frac{|\text{Compress}(\mathcal{C})|}{|\mathcal{C}|} \quad (91)$$

Entropy Rate: For sequences viewed as discrete random processes:

$$H(\mathcal{C}) = - \sum_{x \in \mathcal{X}} p(x) \log_2 p(x) \quad (92)$$

where \mathcal{X} represents the alphabet of sequence values and $p(x)$ is the empirical probability.

Autocorrelation Function: To detect hidden periodicities:

$$R(k) = \frac{\sum_{i=1}^{n-k} (c_i - \bar{c})(c_{i+k} - \bar{c})}{\sum_{i=1}^n (c_i - \bar{c})^2} \quad (93)$$

Sequences with $R(k) > 0.8$ for small k are rejected as insufficiently complex.

H.4.8 CONTAMINATION RESISTANCE THROUGH COMPOSITIONAL COMPLEXITY

Complex patterns achieve contamination resistance through several mechanisms:

Compositional Explosion: With 12 pattern types, each having multiple parameter configurations, and variable breakpoints, the space of possible sequences exceeds:

$$|\mathcal{C}_{\text{total}}| > 12 \times 10^3 \times \binom{20}{10} \times 4^5 > 10^{12} \quad (94)$$

Non-Linear Interactions: Unlike simple sequences where local patterns suffice for prediction, complex patterns require understanding global structure and multiple interacting rules.

Conditional Branching: Pattern transformations based on runtime conditions create sequences that cannot be pre-computed or memorized, requiring genuine logical reasoning.

The probability that a model has seen a specific complex pattern during training is negligible:

$$P(\text{contamination}) < \frac{\text{Training sequences}}{|\mathcal{C}_{\text{total}}|} < \frac{10^9}{10^{12}} = 10^{-3} \quad (95)$$

H.5 ALGEBRAIC SEQUENCE COMPLETION

H.5.1 PROBLEM FORMULATION

Let $\mathcal{A} = \{a_1, a_2, \dots, a_n\}$ denote a sequence generated through algebraic operations involving radicals, transcendental functions, and algebraic irrationals. We define the general algebraic sequence as:

$$a_n = \lfloor f(n, \{a_1, \dots, a_{n-1}\}) \rfloor \quad (96)$$

where $f : \mathbb{N} \times \mathbb{R}^{n-1} \rightarrow \mathbb{R}$ involves compositions of algebraic and transcendental operations, and $\lfloor \cdot \rfloor$ denotes the floor function to ensure integer outputs.

H.5.2 ALGEBRAIC PATTERN SPECIFICATIONS

We implement ten sophisticated algebraic sequence variations that transcend simple polynomial patterns:

Radical Recurrence Relations: Sequences defined by:

$$a_n = \lfloor \sqrt{a_{n-1} + n^2} \rfloor, \quad a_1 = 2 \quad (97)$$

This creates a non-linear recurrence where each term depends on the square root of a quadratic expression involving the previous term.

Transcendental Floor Sequences: Incorporating exponential growth:

$$a_n = \lfloor n \cdot e^{1/n} \rfloor \quad (98)$$

As $n \rightarrow \infty$, we have $e^{1/n} \rightarrow 1$, but for finite n , this creates a complex growth pattern.

Nested Radical Expressions: Multi-level radical compositions:

$$a_n = \left\lfloor \sqrt{n + \sqrt{n + \sqrt{n}}} \right\rfloor \quad (99)$$

The depth of nesting creates algebraic numbers of increasing complexity.

Continued Fraction Convergents: For the continued fraction expansion of $\sqrt{2} = [1; 2, 2, 2, \dots]$, we generate convergents:

$$\frac{p_n}{q_n} = 1 + \frac{1}{2 + \frac{1}{2 + \frac{1}{2 + \dots}}} \quad (100)$$

The numerators p_n follow the recurrence $p_n = 2p_{n-1} + p_{n-2}$ with $p_0 = 1, p_1 = 3$.

Diophantine Solution Sequences: Based on Pell's equation $x^2 - Dy^2 = 1$:

$$(x_{n+1}, y_{n+1}) = (x_1 x_n + D y_1 y_n, x_1 y_n + y_1 x_n) \quad (101)$$

where (x_1, y_1) is the fundamental solution.

H.5.3 COMPUTATIONAL COMPLEXITY AND VERIFICATION

The verification of algebraic sequences requires sophisticated numerical methods:

Theorem 10 (Computational Hardness of Algebraic Sequences). *Determining whether a given sequence follows an algebraic pattern of degree d with nested radicals of depth k requires $\Omega(n \cdot d \cdot 2^k)$ operations in the worst case.*

Proof. For each term verification: 1. Evaluating nested radicals of depth k requires $O(2^k)$ operations 2. Checking algebraic degree d requires solving polynomial equations of degree up to d 3. For n terms, the total complexity is $O(n \cdot d \cdot 2^k)$

The lower bound follows from the algebraic independence of nested radicals, which prevents simplification. \square

H.5.4 NUMERICAL STABILITY AND PRECISION

Algebraic sequences involving irrational numbers require careful numerical handling:

$$\text{RelativeError}(a_n) = \left| \frac{a_n^{\text{computed}} - a_n^{\text{exact}}}{a_n^{\text{exact}}} \right| < \epsilon \quad (102)$$

We maintain precision through:

Rational Arithmetic: Where possible, we use exact rational representations:

$$\frac{p}{q} + \frac{r}{s} = \frac{ps + qr}{qs} \quad (103)$$

Interval Arithmetic: For transcendental values, we maintain intervals:

$$a_n \in [a_n^{\text{lower}}, a_n^{\text{upper}}] \quad (104)$$

Error Propagation Analysis: For composed operations:

$$\delta(f \circ g) \leq \delta(f) + |f'(g)| \cdot \delta(g) \quad (105)$$

H.5.5 UNIQUENESS AND WELL-DEFINEDNESS

Theorem 11 (Uniqueness of Algebraic Continuations). *For algebraic sequences defined by deterministic rules involving elementary functions and algebraic operations, given sufficient terms $m \geq m_{\text{crit}}(\tau)$ where m_{crit} depends on the sequence type τ , the next term is uniquely determined up to numerical precision ϵ .*

Proof. We establish uniqueness for each algebraic pattern type:

Radical recurrences: Given a_{n-1} and the deterministic rule $a_n = \lfloor \sqrt{a_{n-1} + n^2} \rfloor$, the value a_n is unique since: $\sqrt{\cdot}$ is a single-valued function on \mathbb{R}^+ - The floor function has unique output for any input

Transcendental sequences: Functions like $n \cdot e^{1/n}$ are well-defined for all $n \in \mathbb{N}$, yielding unique values.

Nested radicals: The iteration depth is fixed, making the computation deterministic and unique.

Therefore, algebraic sequences have unique continuations within numerical precision bounds. \square

H.5.6 PATTERN DISCRIMINATION AND NON-TRIVIALITY

To ensure algebraic sequences test genuine mathematical reasoning rather than pattern matching, we implement rigorous validation:

Algorithm 7 Algebraic Sequence Validation

```

1: Input: Sequence  $\mathcal{A} = \{a_1, \dots, a_n\}$ 
2: Output: Valid/Invalid classification
3: Check 1: Non-polynomiality
4: for degree  $d = 1$  to 4 do
5:   Compute  $d$ -th finite differences  $\Delta^d \mathcal{A}$ 
6:   if  $\Delta^d \mathcal{A}$  is constant then
7:     Return INVALID // Polynomial pattern detected
8:   end if
9: end for
10: Check 2: Non-geometric
11: Compute ratios  $r_i = a_{i+1}/a_i$  for all valid  $i$ 
12: if Variance( $\{r_i\}$ )  $< \epsilon$  then
13:   Return INVALID // Geometric pattern detected
14: end if
15: Check 3: Sufficient complexity
16: Compute entropy  $H(\mathcal{A})$ 
17: if  $H(\mathcal{A}) < H_{\text{min}}$  then
18:   Return INVALID // Insufficient complexity
19: end if
20: Return VALID

```

H.5.7 CONTAMINATION RESISTANCE THROUGH MATHEMATICAL DEPTH

Algebraic sequences provide the strongest contamination resistance in our framework:

Infinite Parameter Space: With continuous parameters like $\sqrt{5}$, e , and π , the space of possible sequences is uncountably infinite.

Computational Irreducibility: Many algebraic sequences lack closed-form solutions, requiring step-by-step computation that cannot be bypassed through memorization.

Precision Sensitivity: Small changes in irrational parameters lead to completely different integer sequences after floor operations:

$$\lfloor n \cdot (\sqrt{5} + \epsilon) \rfloor \neq \lfloor n \cdot \sqrt{5} \rfloor \text{ for small } \epsilon \quad (106)$$

Cross-Domain Integration: Algebraic sequences combine number theory, analysis, and algebra, requiring integrated mathematical understanding rather than domain-specific heuristics.

The probability of exact sequence collision during training approaches zero:

$$P(\text{exact match}) < \frac{1}{2^{b \cdot n}} \quad (107)$$

where b is the bit precision used for irrational numbers and n is the sequence length.

Table 10: Comprehensive Mathematical Overview of Medium Suite Tasks

Task	Fibonacci/Recursive	Geometric/Exponential	Prime/Number Theory	Complex Pattern	Algebraic Sequence
Mathematical Definition	$s_n = \sum_{i=1}^k a_i \cdot s_{n-i}$ Linear recurrence	$g_n = g_1 \cdot r^{n-1}$ Multiplicative growth	$\mathcal{P} = \{p : p \text{ prime}\}$ Number-theoretic	$c_i = \mathcal{F}(i, \{c_j\}_{j < i}, \theta)$ Composite patterns	$a_n = \lfloor f(n, \{a_j\}_{j < n}) \rfloor$ Algebraic operations
Sequence Variations	6 variations: • Classical Fibonacci • Lucas sequence • Tribonacci • Modified recursive • Alternating Fibonacci • Scaled Fibonacci	10 variations: • Pure geometric • Power squares/cubes • Factorial ($n!$) • Double exponential • Compound growth • Triangular/Pentagonal	11 variations: • Prime sequence • Twin primes • Prime gaps • Mersenne ($2^p - 1$) • Euler totient $\phi(n)$ • Sophie Germain	12 variations: • Polynomial quadratic/cubic • Interleaved sequences • Conditional patterns • Multi-recursive • Pattern transformation • Modular arithmetic	10 variations: • Radical recurrence • Transcendental floor • Nested radicals • Continued fractions • Diophantine solutions • Lambert W & others
Generation Complexity	$O(n)$ per sequence Deterministic	$O(n)$ with overflow protection	Sieve: $O(L \log \log L)$ Prime test: $O(\sqrt{n})$	$O(n^2)$ average $O(2^n)$ worst case	$O(n \cdot 2^k)$ for depth- k nesting
Verification Method	Direct computation $O(1)$ per term	Ratio checking: $O(n)$ for sequence	Primality test: Miller-Rabin $O(k \log^3 n)$	Finite differences: $O(n \cdot d)$ for degree d	Numerical methods: Interval arithmetic
Uniqueness Guarantee	Theorem: Given $m \geq k$ terms, s_{m+1} unique when $a_1 \neq 0$	Theorem: Ratio $r = g_{i+1}/g_i$ determines sequence	Theorem: Primes well-ordered $p_n < p_{n+1}$	Theorem: Degree- d needs $d+1$ points for uniqueness	Theorem: Deterministic rules \Rightarrow unique up to precision ϵ
Parameter Space	$20^k \times \mathcal{C} $ $> 10^5$ combinations	$10 \times 8 \times \binom{12}{6}$ $> 73,920$ sequences	$\binom{\pi(10^6)}{m}$ $> 10^{30}$ possibilities	$12 \times 10^3 \times \binom{20}{10}$ $> 10^{12}$ patterns	Uncountably infinite (irrational parameters)
Growth Rate Analysis	Fibonacci: $O(\phi^n)$ $\phi = \frac{1+\sqrt{5}}{2}$	Geometric: $O(r^n)$ Factorial: $O(n^n)$	Prime gaps: $O(\log n)$ Mersenne: $O(2^p)$	Polynomial: $O(n^d)$ Chaotic: $O(2^n)$	Varies by type: $O(\sqrt{n})$ to $O(e^n)$
Context Constraints	$L_{\max} = \min\{\lfloor \frac{\log(\text{MAX_INT})}{\log(\phi)} \rfloor, \text{CONTEXT_LIMIT}\}$	$\forall g_i : g_i \leq 10^6$ Double exp: $n \leq 4$	Prime bound: $p_n \approx n \ln n$	Complexity metrics: Entropy $H > H_{\min}$	Precision maintained: $ \delta < 10^{-6}$
Contamination Resistance	Dynamic seed σ Parameter diversity	Floating-point ratios prevent memorization	Infinite prime set No closed form	Conditional branching Runtime conditions	Irrational parameters $P(\text{collision}) < 2^{-6n}$
Validation Criteria	Check $a_1 \neq 0$ Verify recurrence	Reject arithmetic progressions	Verify primality Check factorization	Reject if trivial: $\Delta^{d+1} = 0$	Reject polynomial patterns up to degree 4

Table 11: Computational Complexity Hierarchy of Medium Suite Tasks

Complexity Class	Recognition	Verification	Example Tasks	Space Required
Linear \mathcal{L}_1	$O(n)$	$O(1)$ per term	Fibonacci, Geometric Pure sequences	$O(1)$ constant
Polynomial \mathcal{L}_2	$O(n^2)$	$O(n)$ per term	Prime sequences, Totient function	$O(n)$ linear
Cubic \mathcal{L}_3	$O(n^3)$	$O(n^2)$ per pattern	Complex patterns, Interleaved sequences	$O(n^2)$ quadratic
Exponential \mathcal{L}_4	$O(2^n)$	$O(2^k)$ depth k	Algebraic with nested radicals	$O(n)$ linear

H.6 CONTEXT-AWARE EVALUATION AND TOKEN ESTIMATION FRAMEWORK

We implement a comprehensive mathematical framework for context-aware evaluation that dynamically adapts problem complexity according to each model’s context window constraints. This approach ensures fairness by preventing models from being penalized due to context limitations while maintaining the integrity of our mathematical evaluation framework.

Table 12: Mathematical Bounds and Guarantees for Medium Suite

Property	Mathematical Bound	Guarantee
Sequence Length	$m \in [5, 12]$ shown terms $n = m + 2$ total generated	Sufficient for pattern recognition while maintaining difficulty
Value Range	$ s_i \leq 10^6$ for all terms Special: Double exp ≤ 65536	Prevents overflow in 32-bit arithmetic Computational feasibility
Uniqueness	$P(\text{multiple solutions}) = 0$ for $m \geq m_{\text{crit}}(\tau)$	Deterministic generation ensures single answer
Contamination	$P(\text{exact match}) < 10^{-9}$ for typical training corpus	Parameter space size exceeds training data
Numerical Precision	Relative error $< 10^{-6}$ Absolute error < 1.0 for integers	Stable computation with floating-point
Pattern Diversity	Total patterns $> 10^{12}$ across all tasks	Inexhaustible evaluation space

H.6.1 MATHEMATICAL TOKEN ESTIMATION MODEL

For each task category τ in the Medium Suite, we establish precise token estimation functions that predict the expected response length based on problem parameters. Let C_{model} denote the model’s context window size, T_{prompt} the prompt token count, and T_{response} the expected response tokens. We enforce the safety constraint:

$$T_{\text{prompt}} + T_{\text{response}} + T_{\text{buffer}} \leq C_{\text{model}} \quad (108)$$

where T_{buffer} accounts for model-specific reasoning overhead and verbose explanations. The response length estimation functions for each task type are:

$$T_{\text{fibonacci}}(n, m) = \alpha_1 n + \beta_1 \log_{10} m + \gamma_1 \quad (109)$$

$$T_{\text{geometric}}(n, r) = \alpha_2 n \log_{10} r + \beta_2 n + \gamma_2 \quad (110)$$

$$T_{\text{prime}}(n) = \alpha_3 n \log n + \beta_3 \sqrt{n} + \gamma_3 \quad (111)$$

$$T_{\text{complex}}(n, d) = \alpha_4 n d + \beta_4 2^d + \gamma_4 \quad (112)$$

$$T_{\text{algebraic}}(n, k) = \alpha_5 n \cdot 2^k + \beta_5 \log n + \gamma_5 \quad (113)$$

where n represents sequence length, m denotes the maximum value magnitude, r represents geometric ratios, d indicates polynomial degree, and k denotes nesting depth. The coefficients $\{\alpha_i, \beta_i, \gamma_i\}$ are empirically calibrated through extensive model response analysis across different model families.

H.6.2 DYNAMIC PROBLEM SCALING ALGORITHM

Given a target model with context window C_{model} , we implement an adaptive scaling procedure that maintains mathematical rigor while respecting context constraints. The algorithm ensures that every generated problem instance respects the model’s context constraints while maximizing mathematical complexity within those bounds.

H.6.3 POST-GENERATION TOKEN VERIFICATION

After model response generation, we implement a dual-verification token counting system to detect potential context overflow or excessive reasoning verbosity:

$$\text{TokenVerification}(r, C_{\text{model}}) = \begin{cases} \text{VALID} & \text{if } |T(r)| \leq 0.95 \cdot C_{\text{model}} \\ \text{WARNING} & \text{if } 0.95 \cdot C_{\text{model}} < |T(r)| \leq C_{\text{model}} \\ \text{OVERFLOW} & \text{if } |T(r)| > C_{\text{model}} \end{cases} \quad (114)$$

where $T(r)$ represents the precise token count of response r computed using model-specific tokenizers. For transformer-based models, we employ the HuggingFace transformers library tokenizer corresponding to each model’s architecture for accurate token counting. For GPT models, we utilize OpenAI’s tiktoken library for precise token counting that matches their internal tokenization protocols.

H.6.4 MATHEMATICAL GUARANTEES AND IMPLEMENTATION ROBUSTNESS

Our context-aware framework provides theoretical guarantees including context safety with probability > 0.99 , mathematical fairness ensuring models are never penalized for reasonable buffer overruns, complexity preservation that scales monotonically with available context budget, precision maintenance with token estimation error below $\pm 5\%$ for 95% of generated instances, and variation coverage ensuring all 49 task variations remain accessible even under context constraints.

H.7 SOLUTION UNIQUENESS VERIFICATION AND MULTI-SOLUTION HANDLING

A fundamental component of our Medium Suite framework ensures mathematical fairness by rigorously handling cases where problems may admit multiple valid solutions. We implement a comprehensive solution verification system that prevents unfair penalization of models for producing mathematically correct but non-canonical answers.

H.7.1 UNIQUENESS GUARANTEE PROTOCOL

For each generated problem instance $p \in \mathcal{P}_{\text{medium}}$, we employ a deterministic verification procedure to establish solution uniqueness. Let $\mathcal{S}(p)$ denote the complete solution set for problem p . We define the uniqueness predicate:

$$\text{Unique}(p) = \begin{cases} \text{TRUE} & \text{if } |\mathcal{S}(p)| = 1 \\ \text{FALSE} & \text{if } |\mathcal{S}(p)| > 1 \end{cases} \quad (115)$$

For tasks with inherently unique solutions (recursive sequences, algebraic computations, prime identification), the generation algorithm guarantees $\text{Unique}(p) = \text{TRUE}$ by mathematical construction.

H.7.2 COMPLETE SOLUTION ENUMERATION FOR EDGE CASES

When $\text{Unique}(p) = \text{FALSE}$, we implement exhaustive solution enumeration to ensure comprehensive evaluation fairness. The most relevant cases include floating-point precision in geometric sequences, multiple valid interpretations in complex patterns, and algebraic approximation bounds when floor operations on irrational expressions may have precision-dependent results.

For these cases, we compute the complete solution set $\mathcal{S}(p) = \{s_1, s_2, \dots, s_k\}$ using deterministic enumeration with appropriate tolerance bounds. The verification function becomes:

$$\text{Verify}(r, p) = \begin{cases} \text{CORRECT} & \text{if } \text{Parse}(r) \in \mathcal{S}(p) \\ \text{INCORRECT} & \text{if } \text{Parse}(r) \notin \mathcal{S}(p) \\ \text{INVALID} & \text{if } \text{Parse}(r) = \perp \end{cases} \quad (116)$$

where $\text{Parse}(r)$ extracts the model’s answer from response r using robust parsing algorithms, and \perp indicates parsing failure.

H.7.3 MATHEMATICAL COMPLETENESS VERIFICATION

To ensure no valid solutions are omitted, we employ mathematical completeness checks specific to each task category. For Fibonacci sequences, we verify that solutions satisfy the recurrence relation. For geometric sequences, we check ratio consistency within tolerance bounds. For prime sequences, we validate primality and ordering properties. For complex patterns, we verify adherence to the composite function definition. For algebraic sequences, we check floor operation results within precision bounds.

This comprehensive approach to solution handling demonstrates that our evaluation framework maintains both mathematical correctness and practical fairness, ensuring that model performance reflects genuine sequential reasoning capability rather than arbitrary solution format preferences or numerical precision artifacts.

I MEDIUM SUITE: COMPLETE RESULTS

This section details results for all medium suite tasks across all non-quantized open-sourced models and closed-source proprietary models. The average accuracy, instruction following rate and average output tokens are listed for algebraic sequence, complex pattern, fibonacci sequence, geometric sequence and prime sequence in table 13, 14, 15.

Model (Param)	algebraic_sequence			complex_pattern			fibonacci_sequence		
	Acc (Avg %)	Inst (Avg %)	Tokens (Avg)	Acc (Avg %)	Inst (Avg %)	Tokens (Avg)	Acc (Avg %)	Inst (Avg %)	Tokens (Avg)
<i>Qwen Family (Qwen3)</i>									
Qwen3 (0.6B)	32.00 \pm 5.55	100.00	20809.96	26.99 \pm 6.64	100.00	15908.86	19.20 \pm 7.49	100.00	5849.09
Qwen3 (1.7B)	39.60 \pm 2.33	100.00	15074.02	55.91 \pm 9.55	100.00	11115.22	50.60 \pm 7.31	100.00	5738.86
Qwen3 (4B)	34.00 \pm 4.94	100.00	20040.74	71.69 \pm 11.03	100.00	10517.66	83.40 \pm 8.55	100.00	4987.02
Qwen3 (8B)	39.80 \pm 5.64	100.00	16681.52	71.56 \pm 11.74	100.00	10706.23	90.80 \pm 5.64	100.00	4974.96
Qwen3 (14B)	44.00 \pm 6.45	100.00	12653.06	85.48 \pm 14.89	100.00	7086.60	95.60 \pm 1.62	100.00	4214.60
Qwen3 (32B)	44.40 \pm 4.59	100.00	12054.72	83.09 \pm 12.18	100.00	6430.93	96.20 \pm 2.48	100.00	3692.08
Qwen3 (30B-MOE)	44.80 \pm 5.11	100.00	12166.28	81.87 \pm 13.05	100.00	7326.24	96.00 \pm 2.61	100.00	3913.44
Qwen3 (30B-MOE-t)	42.20 \pm 5.19	100.00	13980.55	86.61 \pm 13.04	100.00	5618.01	98.40 \pm 1.85	100.00	3281.94
Qwen3 (30B-MOE-i)	46.20 \pm 4.26	100.00	5594.36	78.35 \pm 11.56	100.00	3495.23	97.20 \pm 1.60	100.00	1878.75
Qwen3 (4B-t)	38.40 \pm 3.56	100.00	6417.81	66.83 \pm 7.45	100.00	5660.18	90.00 \pm 9.65	100.00	4643.21
<i>Qwen Family (Qwen2.5)</i>									
Qwen2.5 (0.5B)	8.80 \pm 3.06	100.00	11234.36	6.03 \pm 2.06	100.00	11202.33	6.00 \pm 1.41	100.00	1929.21
Qwen2.5 (1.5B)	19.00 \pm 5.06	100.00	8138.47	11.44 \pm 2.76	100.00	9400.96	9.00 \pm 1.41	100.00	2306.48
Qwen2.5 (3B)	25.80 \pm 4.87	100.00	3158.95	23.23 \pm 2.84	100.00	1854.96	13.80 \pm 1.33	100.00	1628.28
Qwen2.5 (7B)	39.00 \pm 5.33	100.00	1865.34	40.16 \pm 3.57	100.00	1226.71	20.60 \pm 3.72	100.00	635.19
Qwen2.5 (14B)	42.20 \pm 3.31	98.80 \pm 1.17	1824.90	51.70 \pm 8.42	100.00	528.37	24.80 \pm 2.64	100.00	569.13
Qwen2.5 (32B)	41.00 \pm 4.56	96.20 \pm 2.56	1140.88	55.22 \pm 8.96	100.00	554.28	38.80 \pm 13.66	100.00	567.85
Qwen2.5 (72B)	46.20 \pm 4.17	100.00	903.89	50.28 \pm 7.13	100.00	791.61	36.80 \pm 11.43	100.00	851.28
Qwen2.5 (1.5B-m)	30.00 \pm 6.39	100.00	886.96	43.30 \pm 7.64	100.00	597.02	22.00 \pm 4.29	100.00	4533.61
Qwen2.5 (7B-m)	34.00 \pm 9.19	100.00	1178.00	41.49 \pm 4.87	100.00	823.95	15.80 \pm 3.19	100.00	6535.94
Qwen2.5 (72B-m)	42.80 \pm 5.46	100.00	1069.22	58.24 \pm 10.21	100.00	707.55	59.00 \pm 9.27	100.00	907.93
<i>Gemma Family</i>									
Gemma (1B)	34.80 \pm 12.35	100.00	1289.84	13.14 \pm 4.89	100.00	1372.62	10.40 \pm 1.20	100.00	1592.79
Gemma (4B)	58.00 \pm 4.00	100.00	614.80	50.00 \pm 6.32	100.00	1036.88	26.00 \pm 17.44	100.00	1732.52
Gemma (12B)	64.00 \pm 4.90	100.00	1216.26	54.00 \pm 4.90	100.00	879.96	44.00 \pm 13.56	100.00	2243.42
Gemma (27B)	66.00 \pm 8.00	100.00	1077.16	58.00 \pm 4.00	100.00	1096.32	54.00 \pm 26.53	100.00	1904.64
<i>Phi Family</i>									
Phi4 (14B)	41.20 \pm 2.99	100.00	673.16	55.74 \pm 6.76	100.00	666.41	27.20 \pm 3.43	100.00	920.83
Phi4-mini-instruct (3.8B)	35.00 \pm 3.63	94.00 \pm 6.23	1116.77	38.43 \pm 7.04	100.00	1261.01	14.40 \pm 2.24	100.00	1168.45
Phi4-reasoning+ (14B)	30.00 \pm 4.69	100.00	7662.69	67.01 \pm 11.44	100.00	6290.50	85.60 \pm 11.07	100.00	6163.56
Phi4-reasoning (14B)	40.60 \pm 5.00	100.00	24695.09	73.43 \pm 9.39	100.00	5627.92	92.00 \pm 9.57	100.00	3606.39
Phi4-mini-reasoning (3.8B)	29.60 \pm 6.77	100.00	23449.56	60.20 \pm 6.12	100.00	11225.36	69.00 \pm 12.15	100.00	4884.95
Phi3-mini (3.8B)	31.40 \pm 4.59	99.60 \pm 0.49	507.25	18.21 \pm 6.87	100.00	858.73	18.40 \pm 3.56	100.00	511.36
Phi3-med (14B-4k)	39.60 \pm 4.84	98.20 \pm 3.60	451.02	23.56 \pm 3.61	100.00	527.66	13.40 \pm 2.50	100.00	376.82
Phi3-med (14B-128k)	41.40 \pm 3.50	100.00	869.38	23.46 \pm 2.69	100.00	731.15	15.80 \pm 4.26	100.00	446.81
<i>Llama Family</i>									
Llama-3.2 (1B)	10.00 \pm 3.29	100.00	11073.61	4.65 \pm 2.19	100.00	10318.64	4.20 \pm 1.17	100.00	2240.89
Llama-3.2 (3B)	25.40 \pm 7.45	100.00	5165.19	21.42 \pm 7.50	100.00	4916.94	11.00 \pm 2.68	100.00	1530.54
Llama-3.1 (8B)	28.60 \pm 3.72	100.00	15195.68	12.72 \pm 3.30	100.00	13003.34	11.40 \pm 3.01	100.00	3138.27
Llama-3.1 (70B)	43.40 \pm 4.22	100.00	2851.85	41.57 \pm 10.14	100.00	2679.19	23.40 \pm 4.22	100.00	3381.74
Llama-3.3 (70B)	42.60 \pm 5.08	100.00	534.67	62.35 \pm 8.57	100.00	793.37	31.20 \pm 9.13	100.00	840.40
Llama4-scout	38.40 \pm 6.12	71.00 \pm 18.89	290.94	66.71 \pm 7.34	100.00	764.68	46.60 \pm 13.32	100.00	1004.45
<i>Mistral Family</i>									
Mistral (7B)	21.40 \pm 4.76	100.00	624.67	5.96 \pm 1.68	100.00	1369.06	8.60 \pm 1.62	100.00	485.75
Ministral (8B)	34.20 \pm 2.64	100.00	1423.21	24.17 \pm 4.18	100.00	1248.69	14.40 \pm 3.77	100.00	1792.08
Mistral-nemo (12B)	25.00 \pm 4.38	100.00	1905.43	18.60 \pm 6.41	100.00	1194.57	9.40 \pm 1.50	100.00	1334.75
Mixtral-8x7b	14.20 \pm 5.19	99.80 \pm 0.40	460.87	7.75 \pm 4.54	100.00	703.87	11.20 \pm 1.94	99.60 \pm 0.80	252.85
Mixtral-8x22b	25.00 \pm 8.00	100.00	650.73	24.29 \pm 7.94	100.00	543.00	16.20 \pm 5.27	100.00	434.10
<i>Others</i>									
Smollm3 (3B)	2.20 \pm 0.98	24.80 \pm 15.37	7432.62	12.46 \pm 3.74	97.97 \pm 2.00	21895.05	22.20 \pm 2.99	100.00	16965.56
Smollm2 (1.7B)	1.80 \pm 2.71	15.60 \pm 13.75	17.16	0.00	0.00	15.62	0.80 \pm 1.60	27.60 \pm 10.46	272.14
GPT-OSS (20B)	35.80 \pm 8.59	100.00	5899.88	74.43 \pm 11.45	100.00	3956.70	94.40 \pm 3.38	100.00	2257.26
GPT-OSS (120B)	42.60 \pm 6.02	100.00	4398.07	87.84 \pm 12.96	100.00	2296.27	97.20 \pm 5.11	100.00	1358.25
<i>OpenAI Family (Proprietary)</i>									
GPT5	66.00 \pm 8.00	100.00	560.00	92.00 \pm 16.00	100.00	1217.76	94.00 \pm 12.00	100.00	936.64
GPT5-mini	66.00 \pm 4.90	100.00	705.28	84.00 \pm 20.59	100.00	1594.72	96.00 \pm 8.00	100.00	930.08
GPT5-nano	70.00 \pm 6.32	96.00 \pm 4.90	260.80	84.00 \pm 18.55	100.00	301.76	94.00 \pm 12.00	100.00	125.76
GPT4.1	62.00 \pm 4.00	100.00	6506.40	76.00 \pm 21.54	100.00	4389.44	78.00 \pm 17.20	100.00	1955.10
GPT4.1-mini	68.00 \pm 4.00	100.00	4446.42	62.00 \pm 11.66	100.00	1251.36	88.00 \pm 11.66	100.00	1810.70
GPT4.1-nano	68.00 \pm 4.00	100.00	878.32	58.00 \pm 7.48	100.00	1255.54	40.00 \pm 10.95	100.00	1746.54
GPT4o	68.00 \pm 7.48	100.00	685.28	56.00 \pm 10.20	100.00	543.04	34.00 \pm 13.56	100.00	598.40
GPT4o-mini	60.00 \pm 6.32	100.00	379.68	54.00 \pm 8.00	100.00	665.86	16.00 \pm 13.56	100.00	741.66
o4 mini	66.00 \pm 8.00	100.00	1465.76	90.00 \pm 20.00	100.00	2348.64	92.00 \pm 7.48	100.00	1664.96
o3	66.00 \pm 4.90	94.00 \pm 4.90	1731.68	90.00 \pm 15.49	100.00	2768.80	96.00 \pm 8.00	100.00	2431.84
o3 mini	62.00 \pm 7.48	100.00	2606.24	92.00 \pm 16.00	100.00	4047.52	92.00 \pm 11.66	100.00	4766.88
<i>Gemini Family (Proprietary)</i>									
Gemini-2.5-pro	64.00 \pm 10.20	86.00 \pm 8.00	1014.26	76.00 \pm 25.77	100.00	736.46	96.00 \pm 8.00	100.00	729.46
Gemini-2.5-flash	52.00 \pm 7.48	66.00 \pm 13.56	489.96	70.00 \pm 20.98	82.00 \pm 14.70	656.54	94.00 \pm 12.00	98.00 \pm 4.00	839.50
Gemini-2.5-flash-lite	58.00 \pm 7.48	100.00	13730.74	56.00 \pm 12.00	100.00	11470.62	72.00 \pm 17.20	100.00	8807.80
Gemini-2.0-flash	62.00 \pm 9.80	100.00	1118.82	66.00 \pm 8.00	100.00	1418.46	84.00 \pm 10.20	100.00	782.12
Gemini-2.0-flash-lite	72.00 \pm 7.48	100.00	797.14	54.00 \pm 8.00	100.00	1196.84	72.00 \pm 19.39	100.00	1357.82

Table 13: **Medium Suite Results - Table 1:** Performance on algebraic sequence, complex pattern, and fibonacci sequence tasks. Each task reports Accuracy (Acc), Instruction-following (Inst) and average output tokens with mean and standard deviation values. Results show average performance across different sequence variants within each task category.

Model (Param)	geometric_sequence			prime_sequence		
	Acc (Avg %)	Inst (Avg %)	Tokens (Avg)	Acc (Avg %)	Inst (Avg %)	Tokens (Avg)
<i>Qwen Family (Qwen3)</i>						
Qwen3 (0.6B)	10.40 \pm 17.44	60.00 \pm 48.99	11425.59	12.20 \pm 5.98	100.00	21156.40
Qwen3 (1.7B)	29.80 \pm 28.54	60.00 \pm 48.99	8120.03	36.80 \pm 11.29	100.00	14225.00
Qwen3 (4B)	58.40 \pm 47.69	60.00 \pm 48.99	4705.26	48.60 \pm 10.84	100.00	17998.46
Qwen3 (8B)	44.60 \pm 41.26	60.00 \pm 48.99	2821.73	53.20 \pm 6.11	100.00	6293.27
Qwen3 (14B)	44.60 \pm 39.83	60.00 \pm 48.99	2838.98	79.20 \pm 2.79	100.00	4700.76
Qwen3 (32B)	60.00 \pm 48.99	60.00 \pm 48.99	1193.54	97.20 \pm 1.60	100.00	4447.59
Qwen3 (30B-MOE)	60.00 \pm 48.99	60.00 \pm 48.99	2085.35	90.80 \pm 5.95	100.00	6163.28
Qwen3 (30B-MOE-t)	60.00 \pm 48.99	60.00 \pm 48.99	1785.49	89.40 \pm 8.31	100.00	5652.86
Qwen3 (30B-MOE-i)	58.60 \pm 47.91	60.00 \pm 48.99	1532.75	88.40 \pm 6.92	100.00	2596.35
Qwen3 (4B-t)	54.20 \pm 44.60	60.00 \pm 48.99	2312.31	59.20 \pm 4.21	100.00	5340.48
<i>Qwen Family (Qwen2.5)</i>						
Qwen2.5 (0.5B)	0.60 \pm 1.20	60.00 \pm 48.99	5333.18	7.20 \pm 4.17	100.00	7209.29
Qwen2.5 (1.5B)	4.00 \pm 6.60	60.00 \pm 48.99	3505.67	16.40 \pm 6.95	100.00	6720.60
Qwen2.5 (3B)	18.60 \pm 20.16	60.00 \pm 48.99	1232.10	21.40 \pm 10.76	100.00	2734.83
Qwen2.5 (7B)	16.20 \pm 21.55	60.00 \pm 48.99	725.72	34.40 \pm 9.73	100.00	1223.20
Qwen2.5 (14B)	27.60 \pm 32.94	60.00 \pm 48.99	350.25	42.00 \pm 8.99	100.00	614.53
Qwen2.5 (32B)	28.20 \pm 36.38	60.00 \pm 48.99	454.44	62.00 \pm 7.87	100.00	535.48
Qwen2.5 (72B)	38.80 \pm 35.18	60.00 \pm 48.99	490.25	57.60 \pm 10.71	100.00	661.07
Qwen2.5 (1.5B-m)	20.00 \pm 25.35	60.00 \pm 48.99	378.77	24.60 \pm 7.14	100.00	740.07
Qwen2.5 (7B-m)	13.00 \pm 18.62	60.00 \pm 48.99	789.18	26.60 \pm 5.89	100.00	896.04
Qwen2.5 (72B-m)	48.60 \pm 41.37	60.00 \pm 48.99	542.09	67.00 \pm 10.97	100.00	677.45
<i>Gemma Family</i>						
Gemma (1B)	7.00 \pm 14.00	60.00 \pm 48.99	385.47	15.60 \pm 2.58	100.00	1505.70
Gemma (4B)	18.00 \pm 16.00	60.00 \pm 48.99	1258.26	40.00 \pm 8.94	100.00	720.64
Gemma (12B)	38.00 \pm 38.16	60.00 \pm 48.99	673.22	50.00 \pm 6.32	100.00	1673.72
Gemma (27B)	56.00 \pm 46.30	60.00 \pm 48.99	575.52	60.00 \pm 17.89	100.00	939.86
<i>Phi Family</i>						
Phi4 (14B)	26.60 \pm 29.27	60.00 \pm 48.99	502.35	40.20 \pm 11.36	100.00	671.58
Phi4-mini-instruct (3.8B)	10.60 \pm 18.80	60.00 \pm 48.99	1246.29	25.80 \pm 6.97	100.00	1696.60
Phi4-reasoning+ (14B)	51.20 \pm 42.04	60.00 \pm 48.99	3793.17	41.20 \pm 3.76	100.00	7398.78
Phi4-reasoning (14B)	52.00 \pm 43.56	60.00 \pm 48.99	3576.79	48.80 \pm 3.97	100.00	6455.13
Phi4-mini-reasoning (3.8B)	57.40 \pm 47.01	60.00 \pm 48.99	1464.72	50.00 \pm 9.40	100.00	17050.78
Phi3-mini (3.8B)	12.20 \pm 20.98	60.00 \pm 48.99	254.47	18.80 \pm 6.71	100.00	383.69
Phi3-med (14B-4k)	11.60 \pm 17.82	60.00 \pm 48.99	445.39	20.20 \pm 10.87	100.00	188.68
Phi3-med (14B-128k)	9.40 \pm 18.30	60.00 \pm 48.99	270.70	27.40 \pm 16.08	100.00	409.34
<i>Llama Family</i>						
Llama-3.2 (1B)	1.80 \pm 3.60	60.00 \pm 48.99	1999.64	6.20 \pm 2.99	100.00	7862.36
Llama-3.2 (3B)	7.20 \pm 14.40	60.00 \pm 48.99	12039.47	15.00 \pm 6.29	100.00	8685.38
Llama-3.1 (8B)	9.60 \pm 19.20	60.00 \pm 48.99	2578.14	13.80 \pm 3.54	100.00	4035.65
Llama-3.1 (70B)	24.20 \pm 25.25	60.00 \pm 48.99	2135.62	22.80 \pm 6.24	100.00	4604.62
Llama-3.3 (70B)	47.40 \pm 43.95	60.00 \pm 48.99	574.47	50.00 \pm 15.40	100.00	804.33
Llama4-scout	55.20 \pm 45.13	60.00 \pm 48.99	681.09	55.00 \pm 15.62	100.00	916.03
<i>Mistral Family</i>						
Mistral (7B)	2.20 \pm 4.40	60.00 \pm 48.99	64.43	12.00 \pm 2.97	100.00	635.68
Ministral (8B)	13.80 \pm 18.43	60.00 \pm 48.99	453.98	21.80 \pm 6.05	100.00	884.59
Mistral-nemo (12B)	9.40 \pm 18.30	60.00 \pm 48.99	952.88	28.00 \pm 14.95	100.00	943.33
Mixtral-8x7b	9.20 \pm 18.40	37.60 \pm 46.21	67.02	19.60 \pm 12.53	97.40 \pm 3.32	267.34
Mixtral-8x22b	9.60 \pm 18.70	60.00 \pm 48.99	465.90	27.60 \pm 4.67	100.00	586.28
<i>Others</i>						
Smollm3 (3B)	1.00 \pm 1.55	60.00 \pm 48.99	18989.60	18.00 \pm 6.00	85.00 \pm 10.00	8000.00
Smollm2 (1.7B)	0.00	0.00	8.07	0.00	0.00	15.57
GPT-OSS (20B)	60.00 \pm 48.99	60.00 \pm 48.99	825.55	51.00 \pm 5.40	100.00	5432.61
GPT-OSS (120B)	60.00 \pm 48.99	60.00 \pm 48.99	598.78	87.60 \pm 5.12	100.00	2374.97

Table 14: **Medium Suite Results - Table 2a (Open Source):** Performance of open source models on geometric sequence and prime sequence tasks. Each task reports Accuracy (Acc), Instruction-following (Inst) and average output tokens with mean and standard deviation values. Results show average performance across different sequence variants within each task category.

Model (Param)	geometric_sequence			prime_sequence		
	Acc (Avg %)	Inst (Avg %)	Tokens (Avg)	Acc (Avg %)	Inst (Avg %)	Tokens (Avg)
<i>OpenAI Family (Proprietary)</i>						
GPT5	60.00 \pm 48.99	60.00 \pm 48.99	565.76	96.00 \pm 4.90	100.00	540.00
GPT5-mini	60.00 \pm 48.99	60.00 \pm 48.99	485.12	92.00 \pm 7.48	100.00	663.52
GPT5-nano	60.00 \pm 48.99	60.00 \pm 48.99	141.60	92.00 \pm 7.48	100.00	178.56
GPT4.1	60.00 \pm 48.99	60.00 \pm 48.99	826.06	88.00 \pm 7.48	100.00	4917.80
GPT4.1-mini	60.00 \pm 48.99	60.00 \pm 48.99	619.12	84.00 \pm 13.56	100.00	4622.16
GPT4.1-nano	32.00 \pm 30.59	60.00 \pm 48.99	990.58	68.00 \pm 7.48	100.00	1401.26
GPT4o	50.00 \pm 41.47	60.00 \pm 48.99	398.98	64.00 \pm 10.20	100.00	456.60
GPT4o-mini	20.00 \pm 20.98	60.00 \pm 48.99	432.00	40.00 \pm 8.94	100.00	394.36
o4 mini	60.00 \pm 48.99	60.00 \pm 48.99	732.32	100.00	100.00	1078.24
o3	60.00 \pm 48.99	60.00 \pm 48.99	1374.56	98.00 \pm 4.00	98.00 \pm 4.00	1706.88
o3 mini	60.00 \pm 48.99	60.00 \pm 48.99	1523.84	98.00 \pm 4.00	100.00	2091.36
<i>Gemini Family (Proprietary)</i>						
Gemini-2.5-pro	60.00 \pm 48.99	60.00 \pm 48.99	410.20	90.00 \pm 6.32	100.00	738.20
Gemini-2.5-flash	60.00 \pm 48.99	60.00 \pm 48.99	566.28	74.00 \pm 13.56	74.00 \pm 13.56	533.98
Gemini-2.5-flash-lite	18.00 \pm 18.33	60.00 \pm 48.99	10095.68	46.00 \pm 12.00	100.00	15541.46
Gemini-2.0-flash	60.00 \pm 48.99	60.00 \pm 48.99	370.76	64.00 \pm 4.90	100.00	1533.80
Gemini-2.0-flash-lite	38.00 \pm 43.08	60.00 \pm 48.99	871.42	52.00 \pm 17.20	100.00	993.64

Table 15: **Medium Suite Results - Table 2b (Closed Source):** Performance of closed source models on geometric sequence and prime sequence tasks. Each task reports Accuracy (Acc), Instruction-following (Inst) and average output tokens with mean and standard deviation values. Results show average performance across different sequence variants within each task category.

J PROMPTS USED FOR ALL MEDIUM SUITE TASKS

This section describes the prompts developed for each of the medium suite tasks. Each prompt begins with an instruction directing the model to identify a pattern and complete a sequence of numbers based on that pattern. The prompt then provides a sequence of numbers along with a list of possible patterns. The model is instructed to present its answers as decimals rounded to two decimal places, unless the result is a whole number. All final answers must be enclosed in the format `\boxed{ }`. The answer is then extracted from within the `\boxed{ }` brackets using a regular expression. Finally, an example is included to demonstrate the required `\boxed{ }` format.

Prompt Template for Algebraic Sequence Task

Complete the following algebraic sequence by identifying the mathematical relationship:

`{sequence_str}, ?`

This sequence follows a complex algebraic pattern that may involve:

- Radical expressions and nested square roots
- Transcendental functions (exponential, logarithmic)
- Recurrence relations with algebraic operations
- Modular arithmetic and number theory
- Continued fractions and convergent sequences
- Solutions to algebraic equations
- Special functions and their approximations

Analyze the sequence by considering:

1. Recurrence relations involving radicals or transcendental functions
2. Floor or ceiling operations applied to complex expressions
3. Modular arithmetic patterns
4. Nested algebraic operations
5. Number-theoretic sequences (Fibonacci-like, factorial-related)
6. Convergent sequences and continued fractions

Note: If your answer is not a whole number, provide it as a decimal rounded to two places.

Provide the next term in the sequence. Your final answer must be in the format `\boxed{next_term}` at the end.

For example: If the sequence involves $\text{floor}(\sqrt{n + \sqrt{n}})$, compute the pattern carefully before providing your answer.

Prompt Template for Complex Pattern Task

Complete the following complex sequence by identifying the underlying pattern:

{sequence_str}, ?

This sequence follows a complex mathematical pattern that may involve:

- Multiple layers of relationships (nested patterns)
- Polynomial sequences (quadratic, cubic, or higher order)
- Interleaved sequences (alternating between different rules)
- Conditional patterns that change based on position or value
- Recursive relationships involving multiple previous terms
- Pattern transformations that change at certain points
- Modular arithmetic or position-dependent rules

Analyze the sequence carefully, looking for:

1. Differences between consecutive terms
2. Ratios between consecutive terms
3. Patterns in even/odd positions
4. Polynomial relationships (quadratic, cubic)
5. Changes in the pattern at certain positions

Provide the next term in the sequence. Your final answer must be in the format `\boxed{next_term}` at the end.

For example: If the sequence is 1, 4, 9, 16, 25, ? then the next term is `\boxed{36}` (perfect squares: n^2).

Prompt Template for Fibonacci Sequence Task

Complete the following sequence by identifying the pattern:

{sequence_str}, ?

Analyze the sequence carefully to identify the underlying pattern or rule. Consider:

- Is each term related to previous term(s)?
- Are there arithmetic, geometric, or recursive relationships?
- Look for Fibonacci-like patterns, Lucas sequences, or other mathematical progressions

Provide the next term in the sequence. Your final answer must be in the format `\boxed{next_term}` at the end.

For example: If the sequence is 1, 1, 2, 3, 5, 8, ? then the next term is `\boxed{13}`.

Prompt Template for Geometric Sequence Task

Complete the following sequence by identifying the pattern:

{sequence_str}, ?

Analyze the sequence carefully to identify the underlying pattern. Consider:

- Is there a constant ratio between consecutive terms (geometric sequence)?
- Are the terms related to powers, exponentials, or factorials?
- Look for patterns like squares (n^2), cubes (n^3), exponentials (a^n), or factorials ($n!$)
- Check if each term is obtained by multiplying the previous term by a constant
- Consider compound patterns that combine multiplication with other operations

Important: Some sequences may grow very rapidly. If you identify a pattern that would produce extremely large numbers, that's likely correct.

Provide the next term in the sequence. Your final answer must be in the format `\boxed{next_term}` at the end.

For example: If the sequence is 2, 6, 18, 54, ? then the next term is `\boxed{162}` (each term is multiplied by 3).

Prompt Template for Prime Sequence Task

Complete the following number theory sequence by identifying the pattern:

{sequence_str}, ?

This sequence involves concepts from number theory. Analyze carefully and consider:

- Are these prime numbers or related to primes?
- Look for patterns involving divisibility, factors, or number theoretic functions
- Consider sequences like: prime numbers, twin primes, Fibonacci numbers, perfect numbers
- Check if numbers follow arithmetic properties, modular arithmetic, or special functions
- Think about famous sequences in mathematics and number theory

Provide the next term in the sequence. Your final answer must be in the format `\boxed{next_term}` at the end.

For example: If the sequence is 2, 3, 5, 7, 11, ? then the next term is `\boxed{13}` (consecutive prime numbers).

K HARD SUITE: ADVANCED CONSTRAINT SATISFACTION AND COMBINATORIAL REASONING

The Hard Suite comprises ten algorithmically complex tasks with fifty-one distinct variations that evaluate a language model’s capacity for systematic reasoning through constraint satisfaction, combinatorial optimization, and logical deduction. Each task encompasses multiple problem variants: Boolean Satisfiability (5 variations), Constraint Optimization (5 variations), Cryptarithmic (12 variations), Graph Coloring (10 variations), Logic Grid Puzzles (8 variations), Matrix Chain Multiplication (5 variations), Modular Systems Solver (5 variations), N-Queens (4 variations), Sudoku (8 variations), and Tower of Hanoi (6 variations). Each task in this suite generates problems dynamically with mathematically guaranteed unique solutions or complete solution enumeration, ensuring contamination resistance while maintaining rigorous theoretical foundations. These tasks require models to navigate exponentially large search spaces, apply sophisticated constraint propagation techniques, and demonstrate mastery of recursive problem decomposition across diverse computational complexity classes.

The fundamental design principle underlying our Hard Suite rests on the mathematical property that for each problem class \mathcal{P} , we can generate instances $p \in \mathcal{P}$ with complexity $\Omega(2^n)$ where n represents the problem size parameter. This exponential complexity ensures that memorization becomes computationally infeasible, while the deterministic generation algorithms guarantee solution uniqueness through constructive proofs.

Let us define the contamination resistance formally. For a problem generator $G : \Theta \rightarrow \mathcal{P}$ with parameter space Θ , we ensure that $|\Theta| \gg |\mathcal{D}|$ where \mathcal{D} represents any feasible training dataset. Moreover, the mapping G exhibits high sensitivity to parameter variations, meaning that for parameters $\theta_1, \theta_2 \in \Theta$ with $\|\theta_1 - \theta_2\| > \epsilon$, the corresponding problems $p_1 = G(\theta_1)$ and $p_2 = G(\theta_2)$ have solution distance $d(S(p_1), S(p_2)) > \delta$ for some threshold δ , where $S(p)$ denotes the solution to problem p .

Each task employs rigorous validation mechanisms to ensure solution correctness through formal verification procedures. We define a validation function $V : \mathcal{S} \times \mathcal{P} \rightarrow \{0, 1\}$ that verifies whether a proposed solution $s \in \mathcal{S}$ satisfies all constraints of problem $p \in \mathcal{P}$. The validation complexity remains polynomial $O(n^k)$ for some constant k , enabling efficient verification despite the exponential solution complexity.

Unique Solution Guarantee and Multiple Solution Handling: Our framework ensures mathematical rigor through two distinct validation approaches. For constraint satisfaction problems (CSP) and satisfiability problems (SAT), we employ automated theorem proving techniques to guarantee that each generated instance $p \in \mathcal{P}$ admits exactly one solution $s^* \in \mathcal{S}$ such that $V(s^*, p) = 1$ and $\forall s \neq s^* : V(s, p) = 0$. This uniqueness is verified through exhaustive constraint propagation and backtracking algorithms during problem generation, ensuring that $|\{s \in \mathcal{S} : V(s, p) = 1\}| = 1$.

However, when mathematical constraints naturally permit multiple valid solutions (as in some optimization or enumeration problems), we calculate the complete solution set $\mathcal{S}_p = \{s \in \mathcal{S} : V(s, p) = 1\}$ through systematic enumeration. In such cases, we accept any solution $s \in \mathcal{S}_p$ as correct, ensuring that language models are not penalized for producing mathematically valid but non-canonical answers. This approach maintains evaluation fairness while preserving the theoretical soundness of our assessment framework.

The suite encompasses diverse algorithmic paradigms including dynamic programming (Matrix Chain Multiplication, Cryptarithmic), constraint satisfaction (Logic Grid Puzzles, Modular Systems, N-Queens), graph algorithms (Graph Coloring), recursive decomposition (Tower of Hanoi), logical reasoning (Boolean Satisfiability), backtracking (Sudoku), and multi-objective optimization (Constraint Optimization). This diversity ensures comprehensive evaluation across multiple reasoning dimensions while maintaining theoretical soundness through formal verification methods.

Context-Aware Token Management and Scaling Framework: Our evaluation framework implements a mathematically rigorous token estimation and scaling system that ensures fair assessment across diverse language models with varying context window constraints. For each model M with context window capacity C_M tokens, we dynamically scale problem complexity to guarantee that the total token requirement remains within acceptable bounds.

Let $T_p(n)$ denote the expected token count for problem p with size parameter n , comprising prompt tokens $T_{\text{prompt}}(n)$ and expected solution tokens $T_{\text{solution}}(n)$. We maintain the constraint $T_p(n) + T_{\text{buffer}} \leq C_M$ where $T_{\text{buffer}} = 0.15 \cdot C_M$ provides a safety margin to accommodate model reasoning overhead and response verbosity variations.

Our token estimation employs task-specific mathematical models. For instance, in Tower of Hanoi with n disks, we have $T_{\text{solution}}(n) = (2^n - 1) \cdot \alpha$ where $\alpha \approx 12$ represents the average tokens per move description. Similarly, for Graph Coloring with v vertices, $T_{\text{solution}}(v) = v \cdot \beta$ where $\beta \approx 8$ accounts for color assignment notation.

We implement a dual-phase token validation system. During problem generation, we use deterministic token counting based on mathematical formulas specific to each task type. Post-inference, we perform actual token counting using transformers library tokenizers for open-source models and tiktoken for GPT models. If the model response exceeds $0.95 \cdot C_M$ tokens, we issue a warning indicating potential context window saturation, which may compromise response quality due to truncation or overthinking behavior.

This approach ensures that our evaluation captures genuine reasoning capabilities rather than penalizing models for exceeding their architectural constraints. The mathematical foundation guarantees that each problem instance p satisfies $P(\text{context overflow}) < 0.05$ under normal operation conditions, maintaining evaluation validity across the complete model spectrum.

K.1 TOWER OF HANOI: RECURSIVE STATE SPACE NAVIGATION

K.1.1 PROBLEM FORMULATION

The Tower of Hanoi problem represents a classical recursive puzzle that tests systematic state space exploration and optimal path planning. We formalize this as a state transition system $\mathcal{T} = (S, A, T, s_0, G)$ where S denotes the state space, A represents the action set, $T : S \times A \rightarrow S$ defines the transition function, $s_0 \in S$ is the initial state, and $G \subseteq S$ contains the goal states.

For n disks and three pegs labeled $\{A, B, C\}$, we define a state $s \in S$ as a tuple (P_A, P_B, P_C) where each P_i represents an ordered stack of disks on peg i . The disk set $D = \{1, 2, \dots, n\}$ uses natural numbers where smaller values indicate smaller disks. The ordering constraint requires that for any peg $P_i = [d_1, d_2, \dots, d_k]$, we have $d_j < d_{j+1}$ for all $1 \leq j < k$.

The action space A consists of all legal moves $(d, p_{\text{src}}, p_{\text{dst}})$ where disk d moves from peg p_{src} to peg p_{dst} . A move is legal if and only if:

$$\text{legal}(d, p_{\text{src}}, p_{\text{dst}}) \iff d = \min(P_{\text{src}}) \wedge (P_{\text{dst}} = \emptyset \vee d < \min(P_{\text{dst}})) \quad (117)$$

K.1.2 OPTIMAL SOLUTION CHARACTERIZATION

The optimal solution for n disks requires exactly $2^n - 1$ moves, which we prove through the recurrence relation:

$$T(n) = \begin{cases} 1 & \text{if } n = 1 \\ 2 \cdot T(n-1) + 1 & \text{if } n > 1 \end{cases} \quad (118)$$

This recurrence yields $T(n) = 2^n - 1$ through straightforward induction. The optimality follows from the observation that moving the largest disk n requires first moving all $n - 1$ smaller disks to the auxiliary peg (requiring $T(n - 1)$ moves), then moving disk n (one move), and finally moving the $n - 1$ disks to the destination peg (another $T(n - 1)$ moves).

K.1.3 DYNAMIC PROBLEM GENERATION

Our generation algorithm produces Tower of Hanoi instances with varying disk counts $n \in \{3, 4, 5, 6, 7, 8\}$. The initial configuration always places all disks on peg A in descending order of size, formally:

$$s_0 = (P_A = [n, n-1, \dots, 2, 1], P_B = \emptyset, P_C = \emptyset) \quad (119)$$

The goal state requires all disks on peg C :

$$s_g = (P_A = \emptyset, P_B = \emptyset, P_C = [n, n-1, \dots, 2, 1]) \quad (120)$$

To ensure contamination resistance, we employ several variation strategies. First, we randomize the disk count for each evaluation instance. Second, we can permute peg labels while preserving the logical structure, creating $(3! = 6)$ distinct but equivalent formulations. Third, we vary the representation format in prompts, using different notations for disk sizes and peg identifiers.

K.1.4 SOLUTION VERIFICATION ALGORITHM

Given a proposed solution sequence $\sigma = [m_1, m_2, \dots, m_k]$ where each $m_i = (d_i, p_{src}^i, p_{dst}^i)$, our verification algorithm validates both correctness and optimality:

Algorithm 8 Verify Tower of Hanoi solution

```

1: function VERIFYHANOI( $\sigma, n$ )
2:    $s \leftarrow s_0$  ▷ Initialize with all disks on peg A
3:   for each move  $m_i = (d_i, p_{src}^i, p_{dst}^i)$  in  $\sigma$  do
4:     if  $d_i \neq \min(P_{src}^i)$  then
5:       return INVALID ▷ Can only move top disk
6:     end if
7:     if  $P_{dst}^i \neq \emptyset$  and  $d_i > \min(P_{dst}^i)$  then
8:       return INVALID ▷ Cannot place larger disk on smaller
9:     end if
10:     $s \leftarrow T(s, m_i)$  ▷ Apply transition
11:  end for
12:  if  $s \neq s_g$  then
13:    return INCOMPLETE
14:  end if
15:  if  $|\sigma| \neq 2^n - 1$  then
16:    return SUBOPTIMAL
17:  end if
18:  return VALID
19: end function

```

The verification complexity is $O(k \cdot n)$ where k is the solution length, making it efficient despite the exponential solution space.

K.1.5 CONTEXT WINDOW CONSTRAINTS

The solution length grows exponentially as $L(n) = 2^n - 1$. For our maximum configuration of $n = 8$ disks, this yields 255 moves. Each move requires approximately 10-15 tokens to express (e.g., "Move disk 3 from peg A to peg B"), resulting in a maximum token requirement of approximately 3,825 tokens. This remains well within modern language models' context windows while still presenting significant reasoning challenges.

The prompt complexity itself scales as $O(n)$ for describing the initial state, plus a constant overhead for rule explanation. The total prompt length $P(n) \approx 200 + 10n$ tokens ensures efficient context utilization.

K.1.6 UNIQUENESS GUARANTEE

The Tower of Hanoi problem exhibits a unique optimal solution path for any given initial and goal configuration. This uniqueness emerges from the recursive structure: to move the largest disk, all smaller disks must be on the auxiliary peg, and there exists exactly one optimal way to achieve this configuration.

Formally, we prove uniqueness through structural induction. For $n = 1$, there exists exactly one legal move. For $n > 1$, assume uniqueness holds for $n - 1$ disks. The solution for n disks decomposes into:

1. Move $n - 1$ disks from source to auxiliary (unique by induction hypothesis)
2. Move disk n from source to destination (only legal move for disk n)
3. Move $n - 1$ disks from auxiliary to destination (unique by induction hypothesis)

This recursive decomposition admits exactly one optimal solution, guaranteeing that our evaluation has a well-defined ground truth.

K.1.7 CONTAMINATION RESISTANCE ANALYSIS

The Tower of Hanoi task achieves contamination resistance through multiple mechanisms. The number of distinct problem instances equals $\binom{8}{1} = 8$ for disk count variations alone. When combined with peg permutations and representation variations, we generate over 288 distinct problem formulations.

More importantly, the solution space grows exponentially. For n disks, there exist $(3^{2^n} - 1)$ possible move sequences of optimal length, though only one is correct. This exponential growth ensures that memorizing solutions becomes infeasible. A model attempting to memorize all solutions for $n \in \{3, \dots, 8\}$ would need to store:

$$\sum_{n=3}^8 (2^n - 1) \cdot \log_2(3 \cdot 3 \cdot n) \approx 10^4 \text{ bits} \quad (121)$$

This calculation demonstrates that even for our limited parameter range, exhaustive memorization requires substantial storage, and the approach fails to generalize to larger n values that we could generate dynamically.

K.2 N-QUEENS: CONSTRAINT SATISFACTION THROUGH BACKTRACKING

K.2.1 PROBLEM FORMULATION

The N-Queens problem exemplifies constraint satisfaction problems (CSPs) requiring systematic exploration of combinatorial spaces. We formalize this as a CSP tuple $Q = (X, D, C)$ where $X = \{x_1, x_2, \dots, x_n\}$ represents variables (queen positions), $D = \{D_1, D_2, \dots, D_n\}$ denotes domains with $D_i = \{1, 2, \dots, n\}$ for all i , and C encompasses the constraint set.

Each variable x_i indicates the column position of the queen in row i , reducing the representation from $O(n^2)$ to $O(n)$ while implicitly satisfying the row constraint. The constraint set C consists of:

$$C_{col} : \forall i \neq j, x_i \neq x_j \quad (122)$$

$$C_{diag1} : \forall i \neq j, x_i - i \neq x_j - j \quad (123)$$

$$C_{diag2} : \forall i \neq j, x_i + i \neq x_j + j \quad (124)$$

These constraints ensure no two queens share a column, main diagonal, or anti-diagonal respectively.

K.2.2 SOLUTION SPACE ANALYSIS

The total search space contains n^n possible assignments, but the column constraint reduces this to $n!$ permutations. The number of valid solutions $S(n)$ follows no closed-form formula but exhibits known values:

n	Search Space	Valid Solutions	Solution Density
4	24	2	0.0833
5	120	10	0.0833
6	720	4	0.0056
8	40,320	92	0.0023

The solution density decreases rapidly with n , making random sampling ineffective and necessitating intelligent search strategies.

K.2.3 DYNAMIC PROBLEM GENERATION

Our generation algorithm leverages the guarantee that solutions exist for all $n \geq 4$. We employ a two-phase approach: first generating a valid solution, then constructing the problem presentation.

Algorithm 9 Generate an n -Queens problem instance

```
1: function GENERATENQUEENS( $n$ )
2:    $solution \leftarrow \text{BacktrackSolve}(n)$  ▷ Generate one valid placement
3:    $all\_solutions \leftarrow \text{EnumerateSolutions}(n)$  ▷ Find all solutions for validation
4:    $prompt \leftarrow \text{FormatProblem}(n)$ 
5:   return ( $prompt, solution, all\_solutions$ )
6: end function
```

The backtracking solver employs constraint propagation to efficiently find solutions:

Algorithm 10 Backtracking solver for n -Queens

```
1: function BACKTRACKSOLVE( $n, row = 0, placement = []$ )
2:   if  $row = n$  then
3:     return  $placement$  ▷ Found complete solution
4:   end if
5:   for  $col \in \{0, 1, \dots, n - 1\}$  do
6:     if  $\text{IsSafe}(placement, row, col)$  then
7:        $placement[row] \leftarrow col$ 
8:        $result \leftarrow \text{BacktrackSolve}(n, row + 1, placement)$ 
9:       if  $result \neq \text{null}$  then
10:        return  $result$ 
11:      end if
12:    end if
13:  end for
14:  return  $\text{null}$ 
15: end function
```

The safety check verifies all constraints in $O(n)$ time:

Algorithm 11 Safety check for queen placement

```
1: function ISSAFE( $placement, row, col$ )
2:   for  $i \in \{0, 1, \dots, row - 1\}$  do
3:     if  $placement[i] = col$  then ▷ Column conflict
4:       return  $\text{False}$ 
5:     end if
6:     if  $|placement[i] - col| = |i - row|$  then ▷ Diagonal conflict
7:       return  $\text{False}$ 
8:     end if
9:   end for
10:  return  $\text{True}$ 
11: end function
```

K.2.4 SOLUTION VERIFICATION

Verification requires checking all $\binom{n}{2} = \frac{n(n-1)}{2}$ pairs of queens for conflicts:

The verification complexity is $O(n^2)$, making it efficient even for large board sizes.

K.2.5 CONTEXT WINDOW ANALYSIS

The problem description requires $O(n)$ tokens to specify board size and rules. The solution representation needs exactly n integers, requiring approximately $2n$ tokens when formatted. For our

Algorithm 12 Verification of an n -Queens solution

```
1: function VERIFY_NQUEENS( $placement, n$ )
2:   if  $|placement| \neq n$  then
3:     return Invalid
4:   end if
5:   for  $i \in \{0, \dots, n-1\}$  do
6:     if  $placement[i] \notin \{0, \dots, n-1\}$  then
7:       return Invalid
8:     end if
9:     for  $j \in \{i+1, \dots, n-1\}$  do
10:      if  $placement[i] = placement[j]$  then ▷ Column conflict
11:        return Invalid
12:      end if
13:      if  $|i - j| = |placement[i] - placement[j]|$  then ▷ Diagonal conflict
14:        return Invalid
15:      end if
16:    end for
17:   end for
18:   return Valid
19: end function
```

maximum $n = 8$, the total context requirement remains under 100 tokens, allowing ample space for reasoning traces.

The challenge lies not in context length but in the combinatorial complexity. The model must navigate a search tree with branching factor up to n and depth n , potentially exploring $O(n^n)$ nodes in the worst case.

K.2.6 MULTIPLE SOLUTION HANDLING

Unlike Tower of Hanoi, N-Queens admits multiple valid solutions for most board sizes. This multiplicity enhances contamination resistance but complicates evaluation. We address this through comprehensive solution enumeration.

For each n , we precompute all valid solutions using symmetry-breaking optimizations. The fundamental board symmetries form the dihedral group D_4 with 8 elements (4 rotations and 4 reflections). However, some solutions exhibit self-symmetry, so the actual number of unique solutions under symmetry is:

$$U(n) = \frac{S(n) + \sum_{g \in D_4} \text{fix}(g)}{8} \quad (125)$$

where $\text{fix}(g)$ counts solutions invariant under symmetry g .

K.2.7 CONTAMINATION RESISTANCE

The N-Queens problem provides strong contamination resistance through several mechanisms. First, the number of valid solutions grows rapidly with n , reaching 14,772,512 for $n = 16$. Even if a model memorized all solutions for small n , it cannot generalize this memorization to larger boards.

Second, we can apply isomorphic transformations to create equivalent but syntactically different problems. Given a solution $[x_1, \dots, x_n]$, we can generate 7 additional equivalent solutions through rotations and reflections:

$$\text{rotate}_{90}([x_1, \dots, x_n]) = [n - x_n, \dots, n - x_1] \quad (126)$$

$$\text{reflect}_h([x_1, \dots, x_n]) = [n - x_1 - 1, \dots, n - x_n - 1] \quad (127)$$

Third, the problem admits numerous equivalent formulations. We can represent it as a permutation problem, a graph coloring problem, or a satisfiability problem, each requiring different solution formats while testing the same underlying reasoning capability.

K.2.8 THEORETICAL COMPLEXITY

The N-Queens problem is known to be NP-complete for generalized boards (where some queens are pre-placed). While our variant with empty boards admits polynomial-time solutions for specific n values, finding all solutions requires exponential time in the worst case.

The time complexity of our backtracking algorithm is $O(n! \cdot n)$ in the worst case, though constraint propagation typically achieves much better average-case performance. The space complexity remains $O(n)$ for the recursion stack and solution storage.

This exponential worst-case complexity ensures that models cannot rely on simple pattern matching or shallow heuristics but must engage in genuine constraint satisfaction reasoning.

K.3 GRAPH COLORING: CHROMATIC OPTIMIZATION AND CONSTRAINT PROPAGATION

K.3.1 PROBLEM FORMULATION

The graph coloring problem seeks to assign colors to vertices such that no adjacent vertices share the same color, using the minimum number of colors possible. Formally, given an undirected graph $G = (V, E)$ where $V = \{v_1, v_2, \dots, v_n\}$ represents vertices and $E \subseteq V \times V$ denotes edges, we seek a function $f : V \rightarrow \{1, 2, \dots, k\}$ such that:

$$\forall (v_i, v_j) \in E : f(v_i) \neq f(v_j) \quad (128)$$

The chromatic number $\chi(G)$ represents the minimum k for which such a function exists. We formulate this as an optimization problem:

$$\chi(G) = \min\{k \in \mathbb{N} : \exists f : V \rightarrow [k] \text{ such that } \forall (u, v) \in E, f(u) \neq f(v)\} \quad (129)$$

K.3.2 GRAPH GENERATION WITH KNOWN CHROMATIC NUMBERS

Our framework generates diverse graph families with predetermined chromatic numbers, enabling precise evaluation of model reasoning. Each graph type exhibits distinct structural properties that determine its chromatic number.

For complete graphs K_n , every vertex connects to every other vertex, yielding $\chi(K_n) = n$ trivially. The edge set is:

$$E_{K_n} = \{(i, j) : 1 \leq i < j \leq n\} \quad (130)$$

Cycle graphs C_n form a circular structure with $\chi(C_n) = 3$ if n is odd and $\chi(C_n) = 2$ if n is even:

$$E_{C_n} = \{(i, (i \bmod n) + 1) : 1 \leq i \leq n\} \quad (131)$$

Wheel graphs W_n consist of a hub vertex connected to all vertices of an $(n - 1)$ -cycle. The chromatic number depends on the cycle parity:

$$\chi(W_n) = \begin{cases} 4 & \text{if } n - 1 \text{ is odd} \\ 3 & \text{if } n - 1 \text{ is even} \end{cases} \quad (132)$$

For planar graphs, we leverage the Four Color Theorem, which guarantees $\chi(G) \leq 4$ for any planar graph. Our generation algorithm constructs planar graphs through controlled edge addition that preserves planarity while maximizing chromatic complexity.

Algorithm 13 Generate a graph with chromatic number estimate

```
1: function GENERATEGRAPH( $n$ , type, target_chromatic)
2:    $V \leftarrow \{1, 2, \dots, n\}$ 
3:    $E \leftarrow \emptyset$ 
4:   if type = PLANAR then
5:      $E \leftarrow \text{GeneratePlanarEdges}(n)$ 
6:      $\chi \leftarrow \text{BrooksTheorem}(E, n)$ 
7:   else if type = WHEEL then
8:      $E \leftarrow \text{GenerateWheelEdges}(n)$ 
9:      $\chi \leftarrow 3 + (n - 1 \bmod 2)$ 
10:  else if type = DENSE_RANDOM then
11:     $p \leftarrow 0.6$  ▷ Edge probability
12:    for each pair  $(i, j)$  with  $i < j$  do
13:      if Random() <  $p$  then
14:         $E \leftarrow E \cup \{(i, j)\}$ 
15:      end if
16:    end for
17:     $\chi \leftarrow \text{EstimateChromaticNumber}(E, n)$ 
18:  end if
19:  return  $(V, E, \chi)$ 
20: end function
```

K.3.3 DYNAMIC GRAPH CONSTRUCTION ALGORITHM

We employ multiple strategies to generate graphs with specific chromatic properties:

The chromatic number estimation for random graphs uses the Lovász theta function as a lower bound and Brooks' theorem for the upper bound:

$$\omega(G) \leq \chi(G) \leq \Delta(G) + 1 \quad (133)$$

where $\omega(G)$ is the clique number and $\Delta(G)$ is the maximum degree.

K.3.4 SOLUTION VERIFICATION AND VALIDATION

Verification of a proposed coloring requires checking all edge constraints:

Algorithm 14 Verify a graph coloring assignment

```
1: function VERIFYCOLORING( $G = (V, E), f : V \rightarrow \mathbb{N}$ )
2:    $k \leftarrow \max_{v \in V} f(v)$  ▷ Number of colors used
3:   for each edge  $(u, v) \in E$  do
4:     if  $f(u) = f(v)$  then
5:       return (Invalid, "Adjacent vertices share color")
6:     end if
7:   end for
8:   for each  $v \in V$  do
9:     if  $f(v) \notin \{1, \dots, k\}$  then
10:      return (Invalid, "Invalid color assignment")
11:     end if
12:   end for
13:   if  $k > \chi(G)$  then
14:     return (Suboptimal,  $k - \chi(G)$ )
15:   end if
16:   return (Valid, 0)
17: end function
```

The verification complexity is $O(|E| + |V|)$, linear in the graph size.

K.3.5 COMPLEXITY ANALYSIS AND HARDNESS GUARANTEES

Graph coloring is NP-complete for $k \geq 3$ colors, ensuring computational difficulty even for moderate graph sizes. The decision problem "Can G be colored with k colors?" requires exploring a search space of size k^n , growing exponentially with vertex count.

For our generated instances, we calibrate difficulty through several parameters:

- Vertex count $n \in \{8, 12, 16, 20, 24, 28\}$
- Edge density $\rho = \frac{2|E|}{n(n-1)}$
- Chromatic number $\chi(G)$ relative to maximum degree $\Delta(G)$

The phase transition in random graph coloring occurs at edge density:

$$\rho_c(k) = \frac{2k \ln k}{k-1} \quad (134)$$

Graphs near this critical density maximize solution difficulty, requiring sophisticated constraint propagation rather than simple greedy approaches.

K.3.6 CONTEXT WINDOW OPTIMIZATION

The problem representation requires $O(|V| + |E|)$ tokens to specify the graph structure. For our maximum configuration with 28 vertices and dense connectivity ($\rho \approx 0.6$), this yields:

$$\text{Tokens} \approx 28 + 2 \cdot 0.6 \cdot \binom{28}{2} = 28 + 453 = 481 \quad (135)$$

The solution requires exactly $|V|$ color assignments, adding approximately $2|V|$ tokens. The total context requirement remains under 600 tokens for our most complex instances, well within model capabilities while maintaining problem difficulty.

K.3.7 CONTAMINATION RESISTANCE THROUGH GRAPH DIVERSITY

Our framework generates graphs from multiple families with varying structural properties. For n vertices, the number of distinct graphs is $2^{\binom{n}{2}}$, astronomically large even for modest n . While we sample from specific families to ensure known chromatic numbers, the diversity remains substantial.

Consider the parameter space for our generation:

- 6 vertex counts: $\{8, 12, 16, 20, 24, 28\}$
- 8 graph types: $\{\text{complete}, \text{cycle}, \text{tree}, \text{bipartite}, \text{planar}, \text{wheel}, \text{grid}, \text{dense_random}\}$
- Edge density variations for random graphs: continuous parameter
- Vertex labeling permutations: $n!$ for each graph

The total number of distinct problem instances exceeds 10^{15} , making memorization infeasible. Moreover, isomorphic graphs with different vertex labelings require the same logical reasoning but different solution representations, further preventing pattern memorization.

K.3.8 THEORETICAL FOUNDATIONS AND BROOKS' THEOREM

Our evaluation leverages Brooks' theorem, which provides tight bounds on chromatic numbers for most graphs:

Brooks' Theorem: For a connected graph G that is neither complete nor an odd cycle, $\chi(G) \leq \Delta(G)$ where $\Delta(G)$ is the maximum vertex degree.

This theorem enables us to generate graphs with predictable chromatic properties. For instance, by constructing graphs with maximum degree Δ that are neither complete nor odd cycles, we guarantee $\chi(G) \in \{\Delta - 1, \Delta\}$, providing a narrow range for evaluation.

Algorithm 15 Welsh–Powell graph coloring heuristic

```
1: function WELSHPOWELL( $G = (V, E)$ )
2:   Sort vertices by degree:  $d(v_1) \geq d(v_2) \geq \dots \geq d(v_n)$ 
3:    $color \leftarrow 1$ 
4:   while uncolored vertices exist do
5:      $U \leftarrow$  set of uncolored vertices
6:     for  $v \in U$  in degree order do
7:       if  $v$  has no neighbor colored  $color$  then
8:          $f(v) \leftarrow color$ 
9:       end if
10:    end for
11:     $color \leftarrow color + 1$ 
12:  end while
13:  return  $f$ 
14: end function
```

The Welsh-Powell algorithm provides a constructive upper bound:

This algorithm achieves $\chi(G) \leq \Delta(G) + 1$ in $O(n^2)$ time, providing a baseline for model performance evaluation.

K.4 BOOLEAN SATISFIABILITY: LOGICAL REASONING AND CONSTRAINT RESOLUTION

K.4.1 PROBLEM FORMULATION

The Boolean Satisfiability Problem (SAT) asks whether there exists a truth assignment to Boolean variables that satisfies a given propositional logic formula. We work with formulas in Conjunctive Normal Form (CNF), expressed as:

$$\phi = \bigwedge_{i=1}^m C_i = \bigwedge_{i=1}^m \left(\bigvee_{j \in J_i} \ell_j \right) \quad (136)$$

where each clause C_i consists of literals ℓ_j , and each literal is either a variable x_k or its negation $\neg x_k$. A formula ϕ over variables $X = \{x_1, \dots, x_n\}$ is satisfiable if there exists an assignment $\alpha : X \rightarrow \{0, 1\}$ such that $\phi(\alpha) = 1$.

The search space contains 2^n possible assignments, making exhaustive enumeration infeasible for large n . Our framework generates satisfiable formulas with known solutions, enabling precise evaluation of logical reasoning capabilities.

K.4.2 CONTROLLED SAT INSTANCE GENERATION

We employ multiple generation strategies to create SAT instances with varying difficulty characteristics. Each strategy produces formulas with guaranteed satisfiability while controlling specific complexity parameters.

For random k-SAT generation, we first fix a satisfying assignment α^* , then generate clauses that respect this assignment:

This approach guarantees that α^* satisfies the generated formula while maintaining randomness in clause structure.

K.4.3 SPECIALIZED SAT VARIANTS

We generate several SAT variants with distinct computational properties:

Algorithm 16 Generate satisfiable k -SAT formula

```
1: function GENERATESATISFIABLESAT( $n, m, k$ )
2:    $\alpha^* \leftarrow$  random assignment to  $\{x_1, \dots, x_n\}$ 
3:    $\Phi \leftarrow \emptyset$  ▷ Empty formula
4:   for  $i = 1$  to  $m$  do
5:      $C \leftarrow \emptyset$  ▷ New clause
6:      $vars \leftarrow$  sample  $k$  distinct variables from  $X$ 
7:     for each  $x_j \in vars$  do
8:       if Random()  $< 0.5$  then
9:          $\ell \leftarrow x_j$ 
10:      else
11:         $\ell \leftarrow \neg x_j$ 
12:      end if
13:       $C \leftarrow C \cup \{\ell\}$ 
14:    end for
15:    if  $C(\alpha^*) = 0$  then ▷ Clause not satisfied
16:      Fix random literal in  $C$  to satisfy  $\alpha^*$ 
17:    end if
18:     $\Phi \leftarrow \Phi \wedge C$ 
19:  end for
20:  return  $(\Phi, \alpha^*)$ 
21: end function
```

Horn-SAT: Each clause contains at most one positive literal. Horn formulas admit polynomial-time satisfiability checking through unit propagation:

$$C_{Horn} = (\neg x_1 \vee \neg x_2 \vee x_3) \wedge (\neg x_3 \vee x_4) \wedge (x_1) \quad (137)$$

XOR-SAT: Clauses encode XOR constraints where exactly one literal must be true. This variant connects to linear algebra over \mathbb{F}_2 :

$$x_1 \oplus x_2 \oplus x_3 = 1 \equiv (x_1 \vee x_2 \vee x_3) \wedge (\neg x_1 \vee \neg x_2 \vee \neg x_3) \wedge \dots \quad (138)$$

Mixed-SAT: Combines unit clauses, binary clauses, and longer clauses to create varied constraint densities:

$$\Phi_{mixed} = \underbrace{(x_1)}_{\text{unit}} \wedge \underbrace{(\neg x_1 \vee x_2)}_{\text{binary}} \wedge \underbrace{(x_2 \vee \neg x_3 \vee x_4)}_{\text{ternary}} \quad (139)$$

K.4.4 PHASE TRANSITION AND DIFFICULTY CALIBRATION

The difficulty of random k -SAT exhibits a sharp phase transition at the clause-to-variable ratio:

$$\alpha_c(k) = 2^k \ln 2 - \frac{(1 + \ln 2)}{2} + o(1) \quad (140)$$

For 3-SAT, $\alpha_c \approx 4.267$. Formulas near this critical ratio are typically hardest to solve, requiring sophisticated search strategies beyond simple heuristics.

We calibrate difficulty through multiple parameters:

- Number of variables: $n \in \{4, 6, 8, 10, 12\}$
- Clause-to-variable ratio: $\alpha \in \{2.5, 3.0, 3.5, 4.0, 4.5\}$
- Clause length distribution: uniform, mixed, or variable
- Literal polarity bias: balanced or skewed

The expected number of satisfying assignments for random k -SAT is:

$$\mathbb{E}[N_{sat}] = 2^n (1 - 2^{-k})^m \quad (141)$$

When $m/n > k \ln 2 / \ln(2^k / (2^k - 1))$, this expectation approaches zero, indicating the unsatisfiable phase.

K.4.5 SOLUTION VERIFICATION ALGORITHM

Verification of a proposed assignment requires evaluating the CNF formula:

Algorithm 17 Verify SAT assignment against CNF formula

```

1: function VERIFYSAT( $\Phi = \bigwedge_{i=1}^m C_i, \alpha : X \rightarrow \{0, 1\}$ )
2:   for each clause  $C_i = \bigvee_j \ell_j$  do
3:      $satisfied \leftarrow False$ 
4:     for each literal  $\ell_j$  in  $C_i$  do
5:       if  $\ell_j = x_k$  and  $\alpha(x_k) = 1$  then
6:          $satisfied \leftarrow True$ 
7:       else if  $\ell_j = \neg x_k$  and  $\alpha(x_k) = 0$  then
8:          $satisfied \leftarrow True$ 
9:       end if
10:    end for
11:    if not  $satisfied$  then
12:      return ( $Invalid, C_i$ )                                ▷ Unsatisfied clause
13:    end if
14:  end for
15:  return ( $Valid, \emptyset$ )
16: end function

```

Verification complexity is $O(m \cdot k)$ where m is the number of clauses and k is the maximum clause length, making it efficient despite the exponential solution complexity.

K.4.6 CONTEXT WINDOW ANALYSIS

The formula representation requires approximately $3mk$ tokens to express m clauses of length k each (accounting for variables, operators, and parentheses). For our maximum configuration with $n = 12$ variables and $m = 48$ clauses (ratio 4.0) of length 3:

$$\text{Tokens} \approx 3 \cdot 48 \cdot 3 = 432 \quad (142)$$

The solution requires exactly n Boolean assignments, approximately $3n$ tokens when formatted. The total context requirement remains under 500 tokens, enabling complex logical reasoning within context constraints.

K.4.7 UNIT PROPAGATION AND INFERENCE RULES

Our evaluation tests understanding of key SAT-solving techniques. Unit propagation represents the fundamental inference rule:

Unit Clause Rule: If a clause contains only one literal ℓ , then ℓ must be true in any satisfying assignment.

This leads to the propagation algorithm:

Models that correctly identify and apply unit propagation demonstrate understanding of logical implication chains.

K.4.8 CONTAMINATION RESISTANCE ANALYSIS

The SAT problem space provides exceptional contamination resistance through several mechanisms:

Instance Diversity: For n variables and m clauses of length k , the number of distinct CNF formulas is:

$$N_{\text{formulas}} = \binom{2n}{k}^m \quad (143)$$

For $n = 10, m = 30, k = 3$, this yields approximately 10^{84} distinct formulas.

Algorithm 18 Unit propagation rule for SAT solving

```
1: function UNITPROPAGATE( $\Phi, \alpha$ )
2:   while  $\exists$  unit clause ( $l$ ) in  $\Phi$  do
3:     if  $l = x_i$  then
4:        $\alpha(x_i) \leftarrow 1$ 
5:     else  $\triangleright l = \neg x_i$ 
6:        $\alpha(x_i) \leftarrow 0$ 
7:     end if
8:     Remove all clauses containing  $l$ 
9:     Remove  $\neg l$  from all clauses
10:    if empty clause exists then
11:      return UNSAT
12:    end if
13:  end while
14:  return ( $\Phi', \alpha$ )  $\triangleright$  Simplified formula and partial assignment
15: end function
```

Solution Uniqueness: While we generate formulas with known satisfying assignments, most formulas admit multiple solutions. The fraction of assignments satisfying a random formula is approximately:

$$p_{sat} \approx e^{-\alpha/2^k} \quad (144)$$

This multiplicity prevents simple memorization strategies.

Representation Variability: The same formula admits numerous equivalent representations through:

- Variable renaming: $n!$ permutations
- Clause reordering: $m!$ permutations
- Literal reordering within clauses: $(k!)^m$ permutations
- Logical equivalences: $(x \vee y) \equiv \neg(\neg x \wedge \neg y)$

K.4.9 THEORETICAL COMPLEXITY AND HARDNESS

SAT is the canonical NP-complete problem, with several important complexity-theoretic properties:

Cook-Levin Theorem: Every problem in NP reduces to SAT in polynomial time, making it universal for nondeterministic polynomial-time computation.

Exponential Time Hypothesis (ETH): There exists no algorithm solving SAT in time $2^{o(n)}$, implying fundamental hardness.

Resolution Proof Complexity: For unsatisfiable formulas, the shortest resolution proof can require exponential length:

$$\text{Proof}_{min}(\Phi) = \Omega(2^{n/10}) \quad (145)$$

These theoretical foundations ensure that our SAT tasks cannot be solved through simple heuristics or pattern matching, requiring genuine logical reasoning capabilities.

K.5 SUDOKU SOLVING: CONSTRAINT PROPAGATION IN STRUCTURED GRIDS

K.5.1 PROBLEM FORMULATION

Sudoku represents a constraint satisfaction problem on a structured grid, requiring systematic deduction and constraint propagation. For an $n \times n$ grid divided into $\sqrt{n} \times \sqrt{n}$ boxes, we define the problem as finding a function $f : [n] \times [n] \rightarrow [n]$ such that:

$$\forall i \in [n], \forall j_1 \neq j_2 \in [n] : f(i, j_1) \neq f(i, j_2) \quad (\text{row constraint}) \quad (146)$$

$$\forall j \in [n], \forall i_1 \neq i_2 \in [n] : f(i_1, j) \neq f(i_2, j) \quad (\text{column constraint}) \quad (147)$$

$$\forall b \in B, \forall (i_1, j_1) \neq (i_2, j_2) \in b : f(i_1, j_1) \neq f(i_2, j_2) \quad (\text{box constraint}) \quad (148)$$

where B partitions the grid into non-overlapping boxes. A Sudoku puzzle provides a partial function $f_0 : S \rightarrow [n]$ where $S \subset [n] \times [n]$, and we seek a complete function f extending f_0 .

K.5.2 MATHEMATICAL STRUCTURE AND LATIN SQUARES

A completed Sudoku grid forms a Latin square with additional box constraints. The number of valid $n \times n$ Sudoku grids (for $n = k^2$) is:

$$N_n = n! \cdot (n-1)! \cdot \prod_{i=2}^{k-1} \left(\binom{k}{1} \right)^{k(k-1)} \cdot R_n \quad (149)$$

where R_n accounts for reduced Latin squares satisfying box constraints. For standard 9×9 Sudoku:

$$N_9 = 9! \cdot 8! \cdot 2^{12} \cdot 3^8 \cdot R_9 \approx 6.67 \times 10^{21} \quad (150)$$

This vast solution space ensures that memorization-based approaches remain infeasible.

K.5.3 PUZZLE GENERATION WITH CONTROLLED DIFFICULTY

Our generation algorithm creates puzzles with unique solutions and calibrated difficulty levels. The process involves two phases: grid completion and strategic cell removal.

Phase 1: Complete Grid Generation

We generate a valid complete Sudoku grid using Las Vegas randomization with backtracking:

Algorithm 19 Complete grid generation for Sudoku using recursive backtracking with randomized diagonal initialization.

```

1: function GENERATECOMPLETEGRID( $n$ )
2:    $grid \leftarrow$  empty  $n \times n$  matrix
3:   Fill diagonal boxes with random permutations ▷ Non-interfering
4:   for each empty cell  $(i, j)$  in order do
5:      $candidates \leftarrow \{1, \dots, n\} \setminus \text{Conflicts}(i, j)$ 
6:     Shuffle( $candidates$ )
7:     for each  $val \in candidates$  do
8:        $grid[i][j] \leftarrow val$ 
9:       if RecursiveFill( $grid$ , next cell) then
10:        return  $grid$ 
11:      end if
12:    end for
13:     $grid[i][j] \leftarrow 0$  ▷ Backtrack
14:  end for
15:  return  $grid$ 
16: end function

```

Phase 2: Strategic Cell Removal

We remove cells while maintaining solution uniqueness, with removal patterns determining difficulty:

The removal count follows empirically validated ranges:

Grid Size	Easy	Medium	Hard
4×4	4-6	7-9	10-11
6×6	10-14	15-20	21-26
9×9	35-40	41-50	51-64

Algorithm 20 Puzzle generation from a complete grid by controlled cell removal with uniqueness preservation.

```

1: function GENERATEPUZZLE(complete_grid, difficulty)
2:   puzzle  $\leftarrow$  complete_grid
3:   cells_to_remove  $\leftarrow$  CalculateRemovalCount(difficulty)
4:   removal_order  $\leftarrow$  SelectRemovalStrategy(difficulty)
5:   for each (i, j) in removal_order do
6:     val  $\leftarrow$  puzzle[i][j]
7:     puzzle[i][j]  $\leftarrow$  0
8:     if not HasUniqueSolution(puzzle) then
9:       puzzle[i][j]  $\leftarrow$  val ▷ Restore if multiple solutions
10:    else
11:      cells_to_remove  $\leftarrow$  cells_to_remove - 1
12:    end if
13:    if cells_to_remove = 0 then
14:      Break
15:    end if
16:  end for
17:  return puzzle
18: end function

```

K.5.4 SOLUTION UNIQUENESS VERIFICATION

Ensuring unique solutions is critical for unambiguous evaluation. We employ a modified backtracking solver that detects multiple solutions:

Algorithm 21 Solution counting via recursive backtracking to ensure puzzle uniqueness.

```

1: function COUNTSOLUTIONS(puzzle, max_count = 2)
2:   count  $\leftarrow$  0
3:   function SOLVE(row, col)
4:     if row = n then
5:       count  $\leftarrow$  count + 1
6:       return count < max_count ▷ Continue if need more
7:     end if
8:     (next_row, next_col)  $\leftarrow$  GetNextCell(row, col)
9:     if puzzle[row][col]  $\neq$  0 then
10:      return Solve(next_row, next_col)
11:    end if
12:    for val  $\in$  {1, ..., n} do
13:      if IsValid(puzzle, row, col, val) then
14:        puzzle[row][col]  $\leftarrow$  val
15:        if not Solve(next_row, next_col) then
16:          puzzle[row][col]  $\leftarrow$  0
17:          return False ▷ Found enough solutions
18:        end if
19:        puzzle[row][col]  $\leftarrow$  0
20:      end if
21:    end for
22:    return True
23:  end function
24:  Solve(0, 0)
25:  return count
26: end function

```

K.5.5 CONSTRAINT PROPAGATION TECHNIQUES

Efficient Sudoku solving employs constraint propagation to reduce the search space. The naked singles rule identifies cells with only one possible value:

$$\text{Candidates}(i, j) = [n] \setminus (\text{Row}_i \cup \text{Col}_j \cup \text{Box}_{i,j}) \quad (151)$$

When $|\text{Candidates}(i, j)| = 1$, the cell value is determined. Hidden singles occur when a value appears in only one cell's candidates within a unit:

$$\forall v \in [n], \exists!(i, j) \in \text{Unit} : v \in \text{Candidates}(i, j) \implies f(i, j) = v \quad (152)$$

Advanced techniques include:

- **Naked Pairs/Triples:** If k cells in a unit have the same k candidates, eliminate those values from other cells
- **X-Wing:** If a value appears in only two cells in two rows, and these cells align in columns, eliminate from other cells in those columns
- **Swordfish:** Generalization of X-Wing to three rows/columns

K.5.6 SUDOKU VARIANTS AND EXTENDED CONSTRAINTS

We implement multiple Sudoku variants to increase evaluation diversity:

Diagonal Sudoku: Additional constraints on main diagonals:

$$\forall i_1 \neq i_2 \in [n] : f(i_1, i_1) \neq f(i_2, i_2) \wedge f(i_1, n - i_1 + 1) \neq f(i_2, n - i_2 + 1) \quad (153)$$

Irregular Sudoku: Replace regular boxes with irregular regions R_1, \dots, R_k where:

$$\bigcup_{i=1}^k R_i = [n] \times [n] \wedge \forall i \neq j : R_i \cap R_j = \emptyset \wedge |R_i| = n \quad (154)$$

Killer Sudoku: Add cage constraints with sum requirements:

$$\forall \text{cage } C = \{c_1, \dots, c_m\} : \sum_{i=1}^m f(c_i) = \text{target}(C) \wedge \text{all } f(c_i) \text{ distinct} \quad (155)$$

K.5.7 CONTEXT WINDOW EFFICIENCY

The problem representation scales quadratically with grid size. For an $n \times n$ puzzle with k given cells:

$$\text{Tokens}_{\text{puzzle}} \approx 3n^2 + 5k \quad (156)$$

The solution requires exactly n^2 values, approximately $2n^2$ tokens when formatted. For 9×9 Sudoku:

$$\text{Tokens}_{\text{total}} \approx 3(81) + 5(30) + 2(81) = 555 \quad (157)$$

This efficient representation enables complex reasoning within typical context limits.

K.5.8 CONTAMINATION RESISTANCE MECHANISMS

Sudoku provides robust contamination resistance through multiple factors:

Puzzle Space Size: The number of minimal Sudoku puzzles (irreducible with unique solutions) exceeds 10^{16} for 9×9 grids. Even storing a fraction of these would require petabytes of memory.

Isomorphic Transformations: Each puzzle admits $9! \cdot 6^8 \cdot 2 \approx 1.2 \times 10^9$ equivalent forms through:

- Symbol permutations: $9!$
- Row permutations within bands: 6^3
- Column permutations within stacks: 6^3
- Band permutations: $3!$
- Stack permutations: $3!$
- Transposition: 2

Dynamic Difficulty Adjustment: By varying the number and pattern of given cells, we create puzzles requiring different solution techniques, from simple elimination to complex pattern recognition.

K.5.9 COMPUTATIONAL COMPLEXITY

Sudoku is NP-complete for generalized $n \times n$ grids, proven through reduction from Latin square completion. The decision problem "Does this partial grid have a valid completion?" requires exploring potentially exponential search spaces.

For $n \times n$ Sudoku with k given cells, the worst-case complexity is:

$$T(n, k) = O(n^{n^2-k}) \quad (158)$$

However, constraint propagation typically reduces this dramatically. The average-case complexity for well-formed puzzles with unique solutions is approximately:

$$T_{avg}(n, k) = O(n^3 \cdot b^d) \quad (159)$$

where b is the effective branching factor after constraint propagation and d is the search depth. For typical puzzles, $b \approx 2 - 3$ and $d \approx n^2/4$, making solution tractable while maintaining difficulty.

K.5.10 THEORETICAL GUARANTEES

Our Sudoku generation provides several mathematical guarantees:

Uniqueness: Every generated puzzle has exactly one solution, verified through exhaustive search with early termination upon finding a second solution.

Minimality: For hard difficulty, puzzles are minimal-removing any given cell creates multiple solutions. This is verified during generation:

$$\forall (i, j) \in \text{Given} : |\text{Solutions}(\text{Puzzle} \setminus \{(i, j)\})| > 1 \quad (160)$$

Solvability: All puzzles are solvable through logical deduction without requiring guessing, though the required techniques vary with difficulty level.

These guarantees ensure fair, unambiguous evaluation of model reasoning capabilities.

K.6 CRYPTARITHMETIC: ALGEBRAIC CONSTRAINT RESOLUTION

K.6.1 PROBLEM FORMULATION

Cryptarithmic puzzles encode arithmetic equations where letters represent unique digits. We formalize this as a constraint satisfaction problem $\mathcal{K} = (L, D, \Psi, \oplus)$ where $L = \{l_1, l_2, \dots, l_k\}$ denotes the set of unique letters, $D = \{0, 1, \dots, 9\}$ represents the digit domain, $\Psi : L \rightarrow D$ defines a bijective mapping satisfying $|L| \leq 10$, and $\oplus \in \{+, -, \times, \div\}$ specifies the arithmetic operation.

Given words W_1, W_2, \dots, W_n composed of letters from L and result word R , the fundamental constraint requires:

$$\text{val}(W_1) \oplus \text{val}(W_2) \oplus \dots \oplus \text{val}(W_n) = \text{val}(R) \quad (161)$$

where the value function converts a word to its numerical representation:

$$\text{val}(W) = \sum_{i=0}^{|W|-1} \Psi(W[i]) \cdot 10^{|W|-1-i} \quad (162)$$

K.6.2 CONSTRAINT SYSTEM AND MATHEMATICAL PROPERTIES

The complete constraint system encompasses three categories of restrictions:

Uniqueness constraints ensure bijective mapping:

$$\forall l_i, l_j \in L, i \neq j \implies \Psi(l_i) \neq \Psi(l_j) \quad (163)$$

Leading zero constraints prevent degenerate solutions:

$$\forall W \in \{W_1, \dots, W_n, R\} : \Psi(W[0]) \neq 0 \quad (164)$$

Arithmetic constraints enforce the equation validity. For addition:

$$\sum_{i=1}^n \text{val}(W_i) = \text{val}(R) \quad (165)$$

For multiplication with two operands:

$$\text{val}(W_1) \times \text{val}(W_2) = \text{val}(R) \quad (166)$$

The carry propagation in addition creates polynomial constraints. At position p from the right, with carry $c_p \in \{0, 1, \dots, n-1\}$:

$$\sum_{i=1}^n \Psi(W_i[|W_i| - 1 - p]) + c_{p-1} = \Psi(R[|R| - 1 - p]) + 10 \cdot c_p \quad (167)$$

K.6.3 SOLUTION SPACE ANALYSIS AND UNIQUENESS GUARANTEES

The solution space cardinality depends on the number of unique letters $k = |L|$. Without constraints, we have:

$$|\mathcal{S}_{\text{unconstrained}}| = \frac{10!}{(10-k)!} = P(10, k) \quad (168)$$

Leading zero constraints reduce this space. With m leading letters:

$$|\mathcal{S}_{\text{leading}}| = 9^m \cdot \frac{(10-m)!}{(10-k)!} \quad (169)$$

To ensure unique solutions, we employ a generate-and-test approach with constraint density analysis. The constraint density ρ measures the ratio of constraints to variables:

$$\rho = \frac{|\text{Constraints}|}{|L|} = \frac{k(k-1)/2 + m + \lceil \log_{10}(\max\{\text{val}(W_i), \text{val}(R)\}) \rceil}{k} \quad (170)$$

Empirically, unique solutions emerge when $\rho > \rho_{\text{critical}} \approx 1.5$ for addition and $\rho > 2.0$ for multiplication.

K.6.4 DYNAMIC GENERATION ALGORITHM

Our generation algorithm constructs solvable puzzles with controlled difficulty:

Algorithm 22 Generate Cryptarithmic Puzzle

- 1: Select word templates based on length parameters
 - 2: Generate letter assignment ensuring uniqueness
 - 3: Compute arithmetic result
 - 4: Verify solution uniqueness via exhaustive search
 - 5: **if** multiple solutions exist **then**
 - 6: Adjust word selection or retry
 - 7: **end if**
 - 8: Calculate difficulty metrics (constraint density, search space)
 - 9: **return** puzzle with verified unique solution
-

The word generation employs pattern templates to control difficulty. For extreme difficulty, we maximize letter overlap between operands and result, creating dense constraint networks:

$$\text{Overlap}(W_1, W_2, R) = \frac{|L(W_1) \cap L(W_2) \cap L(R)|}{|L(W_1) \cup L(W_2) \cup L(R)|} \quad (171)$$

K.6.5 VERIFICATION THROUGH CONSTRAINT SATISFACTION

Solution verification employs constraint satisfaction with domain reduction. We initialize domains:

$$D_l = \begin{cases} \{1, 2, \dots, 9\} & \text{if } l \text{ is leading letter} \\ \{0, 1, \dots, 9\} & \text{otherwise} \end{cases} \quad (172)$$

Arc consistency propagation reduces domains iteratively:

$$D_l^{t+1} = D_l^t \cap \{d \in D : \exists \text{ consistent assignment for other variables}\} \quad (173)$$

The verification algorithm has time complexity $O(k! \cdot p(k))$ where $p(k)$ represents the polynomial verification cost per assignment.

K.6.6 CONTEXT WINDOW OPTIMIZATION

The problem representation requires careful encoding to minimize context usage. Each letter-digit assignment needs $\lceil \log_2(10) \rceil = 4$ bits. The complete solution encoding requires:

$$\text{Bits}_{\text{solution}} = k \cdot \lceil \log_2(10) \rceil + O(\log k) \quad (174)$$

For the problem statement, each word of length w requires:

$$\text{Bits}_{\text{word}} = w \cdot \lceil \log_2(26) \rceil = 5w \quad (175)$$

Total context requirement for n operands with average word length \bar{w} :

$$\text{Context}_{\text{total}} = O((n+1) \cdot \bar{w} \cdot \log(26) + k \cdot \log(10)) \quad (176)$$

K.6.7 CONTAMINATION RESISTANCE ANALYSIS

The contamination resistance stems from combinatorial explosion in the generation space. With vocabulary size V per word length and k unique letters:

$$\text{Problem Space} = V^n \cdot \binom{26}{k} \cdot P(10, k) \quad (177)$$

For typical parameters ($n = 2, k = 8, V = 100$), this yields:

$$|\mathcal{P}| > 10^4 \cdot \binom{26}{8} \cdot \frac{10!}{2!} > 10^{15} \quad (178)$$

The probability of encountering identical puzzles remains negligible even with extensive training data of size $|\mathcal{D}| = 10^9$:

$$P(\text{contamination}) = \frac{|\mathcal{D}|}{|\mathcal{P}|} < 10^{-6} \quad (179)$$

K.7 MATRIX CHAIN MULTIPLICATION: DYNAMIC PROGRAMMING OPTIMIZATION

K.7.1 PROBLEM FORMULATION

The matrix chain multiplication problem seeks the optimal parenthesization to minimize scalar multiplications when computing the product $M = A_1 \times A_2 \times \dots \times A_n$. We formalize this as an optimization problem $\mathcal{M} = (D, \Pi, \text{cost})$ where $D = [d_0, d_1, \dots, d_n]$ represents the dimension sequence with matrix A_i having dimensions $d_{i-1} \times d_i$, Π denotes the set of valid parenthesizations, and $\text{cost} : \Pi \rightarrow \mathbb{N}$ computes the total scalar multiplications.

For matrices A_i of dimension $p_i \times q_i$ and A_j of dimension $q_i \times r_j$ where $q_i = p_j$, the multiplication cost is:

$$\text{cost}(A_i \times A_j) = p_i \cdot q_i \cdot r_j \quad (180)$$

The number of valid parenthesizations follows the Catalan number:

$$|\Pi_n| = C_{n-1} = \frac{1}{n} \binom{2(n-1)}{n-1} = \Theta\left(\frac{4^n}{n^{3/2}}\right) \quad (181)$$

K.7.2 DYNAMIC PROGRAMMING FORMULATION

We define the optimal substructure through the recurrence relation. Let $m[i, j]$ denote the minimum cost to compute $A_i \times A_{i+1} \times \dots \times A_j$:

$$m[i, j] = \begin{cases} 0 & \text{if } i = j \\ \min_{i \leq k < j} \{m[i, k] + m[k+1, j] + d_{i-1} \cdot d_k \cdot d_j\} & \text{if } i < j \end{cases} \quad (182)$$

The optimal split point $s[i, j]$ satisfies:

$$s[i, j] = \arg \min_{i \leq k < j} \{m[i, k] + m[k+1, j] + d_{i-1} \cdot d_k \cdot d_j\} \quad (183)$$

K.7.3 ALGORITHMIC SOLUTION AND COMPLEXITY

The bottom-up dynamic programming algorithm builds solutions for increasing chain lengths:

Algorithm 23 Matrix Chain Order

```
1: for  $i = 1$  to  $n$  do
2:    $m[i, i] \leftarrow 0$ 
3: end for
4: for  $l = 2$  to  $n$  do ▷ Chain length
5:   for  $i = 1$  to  $n - l + 1$  do
6:      $j \leftarrow i + l - 1$ 
7:      $m[i, j] \leftarrow \infty$ 
8:     for  $k = i$  to  $j - 1$  do
9:        $q \leftarrow m[i, k] + m[k + 1, j] + d_{i-1} \cdot d_k \cdot d_j$ 
10:      if  $q < m[i, j]$  then
11:         $m[i, j] \leftarrow q$ 
12:         $s[i, j] \leftarrow k$ 
13:      end if
14:    end for
15:  end for
16: end for
17: return  $m[1, n]$ 
```

The algorithm exhibits time complexity $O(n^3)$ and space complexity $O(n^2)$:

$$T(n) = \sum_{l=2}^n \sum_{i=1}^{n-l+1} (j-i) = \sum_{l=2}^n (n-l+1)(l-1) = \frac{n^3 - n}{6} \quad (184)$$

K.7.4 PROBLEM GENERATION WITH DIMENSION PATTERNS

We generate dimension sequences following specific patterns to create problems with varying optimization characteristics:

Random pattern with uniform distribution:

$$d_i \sim \text{Uniform}[a, b], \quad i \in [0, n] \quad (185)$$

Increasing pattern to encourage early splits:

$$d_i = d_0 + i \cdot \delta, \quad \delta \sim \text{Uniform}[5, 15] \quad (186)$$

Sparse pattern with bimodal distribution:

$$d_i \sim \begin{cases} \text{Uniform}[1, 15] & \text{with probability } p \\ \text{Uniform}[80, 120] & \text{with probability } 1 - p \end{cases} \quad (187)$$

The optimization ratio quantifies the improvement over naive left-to-right multiplication:

$$\gamma = \frac{\text{cost}_{\text{naive}}}{\text{cost}_{\text{optimal}}} = \frac{\sum_{i=1}^{n-1} d_0 \cdot d_i \cdot d_{i+1}}{m[1, n]} \quad (188)$$

K.7.5 SOLUTION VERIFICATION AND UNIQUENESS

While multiple parenthesizations may achieve the optimal cost, we verify solution correctness through value comparison. The verification employs recursive validation:

$$\text{verify}(i, j, \text{cost}_{\text{claimed}}) = \begin{cases} \text{cost}_{\text{claimed}} = 0 & \text{if } i = j \\ \exists k : \text{cost}_{\text{claimed}} = m[i, k] + m[k + 1, j] + d_{i-1} \cdot d_k \cdot d_j & \text{if } i < j \end{cases} \quad (189)$$

The solution uniqueness in terms of minimum cost (not parenthesization) is guaranteed by the optimal substructure property and the principle of optimality:

$$\forall i, j : m[i, j] = \min_{\pi \in \Pi_{i,j}} \text{cost}(\pi) \quad (190)$$

K.7.6 CONTEXT WINDOW ANALYSIS

The problem encoding requires minimal context. The dimension sequence needs:

$$\text{Bits}_{\text{dimensions}} = (n + 1) \cdot \lceil \log_2(\max_i d_i) \rceil \quad (191)$$

The solution encoding requires the minimum cost value:

$$\text{Bits}_{\text{solution}} = \lceil \log_2(m[1, n]) \rceil \leq \lceil \log_2(n \cdot \max_i d_i^3) \rceil \quad (192)$$

For typical parameters with $n \in [3, 20]$ and $d_i \in [1, 120]$, the total context requirement remains under 500 tokens:

$$\text{Context}_{\text{total}} = O(n \log \max_i d_i) \quad (193)$$

K.7.7 CONTAMINATION RESISTANCE PROPERTIES

The contamination resistance emerges from the continuous dimension space and pattern variety. With dimension range $[a, b]$ and $n + 1$ dimensions:

$$|\mathcal{D}_{\text{continuous}}| = (b - a + 1)^{n+1} \quad (194)$$

For discrete dimensions with k possible values each:

$$|\mathcal{D}_{\text{discrete}}| = k^{n+1} \quad (195)$$

With five generation patterns and variable chain lengths, the total problem space becomes:

$$|\mathcal{P}| = \sum_{n=n_{\min}}^{n_{\max}} 5 \cdot k^{n+1} > 5k^{n_{\min}+1} \cdot \frac{k^{n_{\max}-n_{\min}+1} - 1}{k - 1} \quad (196)$$

For parameters $k = 100$, $n_{\min} = 3$, $n_{\max} = 20$:

$$|\mathcal{P}| > 5 \cdot 100^4 \cdot \frac{100^{18} - 1}{99} > 10^{38} \quad (197)$$

K.8 MODULAR SYSTEMS SOLVER: NUMBER-THEORETIC CONSTRAINT RESOLUTION

K.8.1 PROBLEM FORMULATION

A modular system comprises simultaneous congruences with additional number-theoretic constraints. We formalize this as $\mathcal{S} = (\mathcal{E}, \mathcal{A}, \mathbb{Z})$ where $\mathcal{E} = \{x \equiv a_i \pmod{m_i} : i \in [1, k]\}$ represents the congruence system, \mathcal{A} denotes additional constraints (primality, range, divisibility), and the solution $x \in \mathbb{Z}$ satisfies all conditions.

The basic congruence system has the form:

$$x \equiv a_1 \pmod{m_1} \quad (198)$$

$$x \equiv a_2 \pmod{m_2} \quad (199)$$

$$\vdots \quad (200)$$

$$x \equiv a_k \pmod{m_k} \quad (201)$$

A solution exists if and only if the compatibility condition holds:

$$\forall i, j : a_i \equiv a_j \pmod{\gcd(m_i, m_j)} \quad (202)$$

K.8.2 CHINESE REMAINDER THEOREM AND GENERALIZATION

For pairwise coprime moduli where $\gcd(m_i, m_j) = 1$ for all $i \neq j$, the Chinese Remainder Theorem guarantees a unique solution modulo $M = \prod_{i=1}^k m_i$:

$$x = \sum_{i=1}^k a_i M_i y_i \pmod{M} \quad (203)$$

where $M_i = M/m_i$ and y_i satisfies $M_i y_i \equiv 1 \pmod{m_i}$.

For non-coprime moduli, we employ the generalized solution method. Given two congruences:

$$x \equiv a_1 \pmod{m_1} \quad (204)$$

$$x \equiv a_2 \pmod{m_2} \quad (205)$$

Let $g = \gcd(m_1, m_2)$. A solution exists if $a_1 \equiv a_2 \pmod{g}$, yielding:

$$x \equiv a_1 + m_1 \cdot \frac{(a_2 - a_1)}{g} \cdot t \pmod{\text{lcm}(m_1, m_2)} \quad (206)$$

where t satisfies $m_1 t \equiv g \pmod{m_2}$.

K.8.3 EXTENDED EUCLIDEAN ALGORITHM AND MODULAR INVERSE

The extended Euclidean algorithm computes $\gcd(a, b)$ and coefficients s, t such that:

$$as + bt = \gcd(a, b) \quad (207)$$

Algorithm 24 Extended Euclidean Algorithm

```

1: function EXTENDEDGCD( $a, b$ )
2:   if  $a = 0$  then
3:     return ( $b, 0, 1$ )
4:   end if
5:   ( $g, x_1, y_1$ )  $\leftarrow$  EXTENDEDGCD( $b \bmod a, a$ )
6:    $x \leftarrow y_1 - \lfloor b/a \rfloor \cdot x_1$ 
7:    $y \leftarrow x_1$ 
8:   return ( $g, x, y$ )
9: end function

```

The modular inverse $a^{-1} \pmod{m}$ exists if $\gcd(a, m) = 1$:

$$a \cdot a^{-1} \equiv 1 \pmod{m} \implies a^{-1} = x \pmod{m} \text{ where } ax + my = 1 \quad (208)$$

K.8.4 ADDITIONAL CONSTRAINT TYPES AND SATISFACTION

We augment the basic system with number-theoretic constraints:

Primality constraints require the solution to be prime:

$$\mathcal{A}_{\text{prime}} = \{x : x \in \mathbb{P}\} \quad (209)$$

Range constraints bound the solution:

$$\mathcal{A}_{\text{range}} = \{x : \alpha < x < \beta\} \quad (210)$$

Divisibility constraints impose factor requirements:

$$\mathcal{A}_{\text{div}} = \{x : d \mid x\} \quad (211)$$

The complete solution must satisfy:

$$x \in \bigcap_{i=1}^k \{x : x \equiv a_i \pmod{m_i}\} \cap \bigcap_j \mathcal{A}_j \quad (212)$$

K.8.5 SOLUTION ALGORITHM WITH CONSTRAINT PROPAGATION

Our algorithm combines modular arithmetic with constraint satisfaction:

Algorithm 25 Solve Modular System with Constraints

```

1:  $x_0 \leftarrow \text{SolveCongruences}(\mathcal{E})$  ▷ Base solution
2:  $M \leftarrow \text{lcm}(m_1, m_2, \dots, m_k)$  ▷ Period
3:  $x \leftarrow x_0$ 
4: for  $k = 0$  to  $\text{search\_limit}/M$  do
5:    $x \leftarrow x_0 + kM$ 
6:   if  $\text{SatisfiesConstraints}(x, \mathcal{A})$  then
7:     return  $x$ 
8:   end if
9: end for
10: return NONE

```

The search space is periodic with period M , ensuring finite exploration:

$$x \equiv x_0 \pmod{M} \implies x = x_0 + kM, \quad k \in \mathbb{Z} \quad (213)$$

K.8.6 COMPLEXITY ANALYSIS AND SOLUTION UNIQUENESS

The time complexity depends on the constraint types and search space:

$$T(k, M, \Lambda) = O(k^2 \log M) + O(\Lambda/M \cdot C) \quad (214)$$

where Λ represents the search limit and C denotes constraint checking cost.

For primality testing using trial division:

$$C_{\text{prime}} = O(\sqrt{x}) = O(\sqrt{\Lambda}) \quad (215)$$

Solution uniqueness within a bounded range $[\alpha, \beta]$ occurs when:

$$\beta - \alpha < M \implies |\{x \in [\alpha, \beta] : x \equiv x_0 \pmod{M}\}| \leq 1 \quad (216)$$

K.8.7 PROBLEM GENERATION WITH CONTROLLED DIFFICULTY

We generate problems with guaranteed solutions through constructive methods:

Algorithm 26 Generate Modular System

```

1: Select coprime moduli  $m_1, \dots, m_k$ 
2: Generate random remainders  $a_1, \dots, a_k$ 
3: Compute base solution  $x_0$  using CRT
4: Add constraints based on difficulty level
5: Search for satisfying solution  $x^*$ 
6: Verify uniqueness in reasonable range
7: return  $(\mathcal{E}, \mathcal{A}, x^*)$ 

```

The moduli selection ensures coprimality:

$$P(\text{coprime}) = \prod_{i < j} \left(1 - \frac{1}{\min(m_i, m_j)}\right) \approx \prod_{p \in \mathbb{P}} \left(1 - \frac{1}{p^2}\right) = \frac{6}{\pi^2} \quad (217)$$

K.8.8 CONTEXT WINDOW OPTIMIZATION

Each congruence requires logarithmic encoding:

$$\text{Bits}_{\text{congruence}} = \lceil \log_2 m_i \rceil + \lceil \log_2 a_i \rceil = O(\log m_i) \quad (218)$$

The complete system encoding:

$$\text{Bits}_{\text{system}} = \sum_{i=1}^k O(\log m_i) + \sum_j \text{Bits}(\mathcal{A}_j) \quad (219)$$

For typical parameters with $k \in [3, 5]$ and $m_i < 100$:

$$\text{Context}_{\text{total}} = O(k \log \max_i m_i) = O(k \cdot 7) < 50 \text{ bits} \quad (220)$$

K.8.9 CONTAMINATION RESISTANCE ANALYSIS

The problem space exhibits exponential growth in multiple dimensions:

$$|\mathcal{P}| = \binom{P_{\max}}{k} \cdot \prod_{i=1}^k m_i \cdot |\mathcal{A}_{\text{types}}|^{|\mathcal{A}|} \quad (221)$$

where P_{\max} denotes the maximum prime considered.

For $k = 4$, primes up to 50, and 3 constraint types:

$$|\mathcal{P}| > \binom{15}{4} \cdot 30^4 \cdot 3^2 > 10^9 \quad (222)$$

The sensitivity to parameter changes ensures diversity:

$$\Delta a_i = 1 \implies \Delta x = M_i y_i \pmod{M} \quad (223)$$

where typically $M_i y_i \gg 1$, causing large solution variations.

K.9 CONSTRAINT OPTIMIZATION: MULTI-OBJECTIVE RESOURCE ALLOCATION

K.9.1 PROBLEM FORMULATION

The multi-constraint resource allocation problem represents a complex integer programming challenge. We formalize this as $\mathcal{O} = (P, R, \mathcal{C}, f)$ where $P = \{p_1, p_2, \dots, p_n\}$ denotes the project set, $R = \{r_1, r_2, \dots, r_m\}$ represents resources with capacities c_i , \mathcal{C} encompasses constraints, and $f : 2^P \rightarrow \mathbb{R}$ defines the objective function.

Each project p_i has attributes:

$$\text{requirements : } \rho_i : R \rightarrow \mathbb{N} \quad (224)$$

$$\text{profit : } \pi_i \in \mathbb{N} \quad (225)$$

$$\text{quality : } q_i \in [1, 10] \quad (226)$$

$$\text{risk : } \gamma_i \in [1, 5] \quad (227)$$

$$\text{dependencies : } \delta_i \subseteq P \quad (228)$$

The decision variables form a binary selection vector:

$$x_i = \begin{cases} 1 & \text{if project } p_i \text{ is selected} \\ 0 & \text{otherwise} \end{cases} \quad (229)$$

K.9.2 CONSTRAINT SYSTEM AND MATHEMATICAL FORMULATION

The complete optimization problem becomes:

$$\text{maximize} \quad \sum_{i=1}^n \pi_i x_i \quad (230)$$

$$\text{subject to} \quad \sum_{i=1}^n \rho_i(r_j) x_i \leq c_j, \quad \forall j \in [1, m] \quad (231)$$

$$x_i \leq x_k, \quad \forall p_k \in \delta_i \quad (232)$$

$$\frac{\sum_{i=1}^n q_i x_i}{\sum_{i=1}^n x_i} \geq Q_{\min} \quad (233)$$

$$\frac{\sum_{i=1}^n \gamma_i x_i}{\sum_{i=1}^n x_i} \leq \Gamma_{\max} \quad (234)$$

$$x_i \in \{0, 1\}, \quad \forall i \in [1, n] \quad (235)$$

The resource constraints ensure capacity limits:

$$\mathcal{C}_{\text{resource}} = \{x \in \{0, 1\}^n : Ax \leq c\} \quad (236)$$

where $A_{ji} = \rho_i(r_j)$ forms the requirement matrix.

Dependency constraints create a partial order:

$$\mathcal{C}_{\text{dependency}} = \{x \in \{0, 1\}^n : \forall i, \forall k \in \delta_i : x_i \leq x_k\} \quad (237)$$

K.9.3 SOLUTION ALGORITHM: BRANCH AND BOUND WITH CONSTRAINT PROPAGATION

For small instances ($n \leq 10$), we employ exhaustive enumeration with pruning:

Algorithm 27 Branch and Bound Optimization

```

1: function OPTIMIZE( $P, R, \mathcal{C}$ )
2:   best  $\leftarrow \emptyset$ , best_profit  $\leftarrow 0$ 
3:   stack  $\leftarrow [(\emptyset, P, 0)]$   $\triangleright$  (selected, remaining, profit)
4:   while stack  $\neq \emptyset$  do
5:     ( $S, R, \pi$ )  $\leftarrow$  stack.pop()
6:     if  $\pi + \text{UpperBound}(R) \leq \text{best\_profit}$  then
7:       continue  $\triangleright$  Prune branch
8:     end if
9:     if IsFeasible( $S, \mathcal{C}$ ) and  $\pi > \text{best\_profit}$  then
10:      best  $\leftarrow S$ , best_profit  $\leftarrow \pi$ 
11:    end if
12:    for  $p \in R$  do
13:      if CanAdd( $S \cup \{p\}, \mathcal{C}$ ) then
14:        stack.push( $S \cup \{p\}, R \setminus \{p\}, \pi + \pi_p$ )
15:      end if
16:    end for
17:  end while
18:  return best
19: end function

```

The upper bound computation uses linear relaxation:

$$\text{UpperBound}(R) = \sum_{p \in R} \pi_p \cdot \min \left(1, \min_j \frac{c_j - \text{used}_j}{\rho_p(r_j)} \right) \quad (238)$$

K.9.4 GREEDY APPROXIMATION FOR LARGE INSTANCES

For larger problems, we employ a greedy algorithm with local search:

$$\text{efficiency}(p_i) = \frac{\pi_i}{\sum_{j=1}^m \omega_j \cdot \rho_i(r_j)/c_j} \quad (239)$$

where ω_j represents resource scarcity weights.

The approximation ratio for the greedy algorithm:

$$\frac{\text{Greedy}}{\text{Optimal}} \geq \frac{1}{1 + \max_i \sum_j \rho_i(r_j)/c_j} \quad (240)$$

K.9.5 PROBLEM GENERATION WITH CONTROLLED DIFFICULTY

We generate problems with varying constraint tightness:

$$\tau = \frac{\sum_{i=1}^n \min_j \rho_i(r_j)}{\sum_{j=1}^m c_j} \quad (241)$$

For basic problems, $\tau \in [0.3, 0.5]$ ensures multiple feasible solutions. For mixed constraint problems, $\tau \in [0.6, 0.8]$ creates tighter resource competition.

The dependency graph generation follows:

$$P(\text{dependency } i \rightarrow j) = \begin{cases} 0 & \text{if } i \geq j \\ \frac{1}{n} & \text{if } i < j \end{cases} \quad (242)$$

ensuring acyclic structure.

K.9.6 SOLUTION VERIFICATION AND OPTIMALITY

Verification checks all constraints in polynomial time:

Algorithm 28 Verify Solution Feasibility

```

1: function VERIFY( $S, P, R, C$ )
2:   for  $r_j \in R$  do
3:     if  $\sum_{p_i \in S} \rho_i(r_j) > c_j$  then
4:       return FALSE ▷ Resource violation
5:     end if
6:   end for
7:   for  $p_i \in S$  do
8:     if  $\delta_i \not\subseteq S$  then
9:       return FALSE ▷ Dependency violation
10:    end if
11:  end for
12:  if  $\text{avg}(q_i : p_i \in S) < Q_{\min}$  or  $\text{avg}(\gamma_i : p_i \in S) > \Gamma_{\max}$  then
13:    return FALSE ▷ Quality/Risk violation
14:  end if
15:  return TRUE
16: end function

```

Near-optimality tolerance allows solutions within 95% of optimal:

$$\text{Accept}(S) = \begin{cases} \text{TRUE} & \text{if } \pi(S) \geq 0.95 \cdot \pi^* \\ \text{FALSE} & \text{otherwise} \end{cases} \quad (243)$$

K.9.7 COMPLEXITY ANALYSIS

The problem is NP-hard, reducible from the 0-1 knapsack problem. The solution space has cardinality:

$$|\mathcal{S}| = 2^n \quad (244)$$

However, constraints significantly reduce the feasible region:

$$|\mathcal{F}| \ll 2^n \quad (245)$$

The branch-and-bound algorithm has worst-case complexity $O(2^n \cdot \text{poly}(n, m))$ but average-case performance improves with effective pruning:

$$\mathbb{E}[T(n)] = O(b^n \cdot \text{poly}(n, m)) \quad (246)$$

where $b < 2$ represents the effective branching factor after pruning.

K.9.8 CONTEXT WINDOW REQUIREMENTS

Each project encoding requires:

$$\text{Bits}_{\text{project}} = O(m \log \max_j c_j + \log \pi_{\max} + \log n) \quad (247)$$

The complete problem instance:

$$\text{Context}_{\text{total}} = O(n \cdot m \log \max_j c_j + n \log n) \quad (248)$$

For typical parameters ($n \in [4, 6]$, $m = 3$, $c_j < 2000$):

$$\text{Context} = O(6 \cdot 3 \cdot 11 + 6 \cdot 3) < 300 \text{ bits} \quad (249)$$

K.9.9 CONTAMINATION RESISTANCE PROPERTIES

The generation space grows exponentially with multiple parameters:

$$|\mathcal{P}| = \prod_{i=1}^n (\pi_{\max} \cdot c_{\max}^m \cdot 10 \cdot 5 \cdot 2^n) \quad (250)$$

With continuous profit values and resource requirements:

$$|\mathcal{P}_{\text{continuous}}| = (\pi_{\max} \cdot c_{\max}^m)^n \cdot 50^n \cdot 2^{n^2} \quad (251)$$

For $n = 5$, $m = 3$, $\pi_{\max} = 1000$, $c_{\max} = 100$:

$$|\mathcal{P}| > (10^9)^5 \cdot 50^5 \cdot 2^{25} > 10^{50} \quad (252)$$

The probability of problem collision remains negligible even with extensive training data.

K.10 LOGIC GRID PUZZLES: CONSTRAINT SATISFACTION THROUGH DEDUCTIVE REASONING

K.10.1 PROBLEM FORMULATION

Logic grid puzzles represent a constraint satisfaction problem (CSP) where we must assign attributes to entities through logical deduction. Formally, we define a logic grid puzzle as a tuple $\mathcal{L} = (E, A, \mathcal{C}, \phi)$ where $E = \{e_1, e_2, \dots, e_n\}$ denotes the set of entities, $A = \{A_1, A_2, \dots, A_m\}$ represents attribute categories with each $A_i = \{a_{i1}, a_{i2}, \dots, a_{in}\}$ containing exactly n distinct values, \mathcal{C} constitutes the constraint set, and $\phi : E \times A \rightarrow \bigcup_{i=1}^m A_i$ defines the assignment function.

The solution space forms a Latin square structure where each attribute value appears exactly once per category. Mathematically, we require:

$$\forall i \in [1, m], \forall j, k \in [1, n], j \neq k \implies \phi(e_j, A_i) \neq \phi(e_k, A_i) \quad (253)$$

$$\forall i \in [1, m], \forall a \in A_i, \exists! e \in E : \phi(e, A_i) = a \quad (254)$$

K.10.2 CONSTRAINT TYPES AND LOGICAL REPRESENTATION

We categorize constraints into five fundamental types, each with distinct logical representations:

Direct constraints specify explicit assignments:

$$C_{\text{direct}}(e, A_i, a) \equiv \phi(e, A_i) = a \quad (255)$$

Negative constraints exclude specific assignments:

$$C_{\text{negative}}(e, A_i, a) \equiv \phi(e, A_i) \neq a \quad (256)$$

Comparison constraints establish ordinal relationships for numerical attributes:

$$C_{\text{comparison}}(e_1, e_2, A_i, \prec) \equiv \phi(e_1, A_i) \prec \phi(e_2, A_i) \quad (257)$$

Conditional constraints link attributes across categories:

$$C_{\text{conditional}}(A_i, a_i, A_j, a_j) \equiv \forall e \in E : \phi(e, A_i) = a_i \implies \phi(e, A_j) = a_j \quad (258)$$

Chain constraints require transitive reasoning:

$$C_{\text{chain}}(e_1, e_2, e_3, A_i, A_j, a) \equiv \phi(e_1, A_i) < \phi(e_2, A_i) < \phi(e_3, A_i) \wedge \phi(e_2, A_j) = a \quad (259)$$

K.10.3 DYNAMIC PROBLEM GENERATION WITH UNIQUE SOLUTIONS

Our generation algorithm ensures unique solutions through systematic constraint construction. We begin with a random valid assignment ϕ^* and iteratively add minimal sufficient constraints.

Algorithm 29 Generate Logic Grid Puzzle with Unique Solution

```

1:  $\phi^* \leftarrow \text{RandomValidAssignment}(E, A)$ 
2:  $\mathcal{C} \leftarrow \emptyset$ 
3:  $\mathcal{U} \leftarrow \text{GenerateUsedFacts}(\emptyset)$ 
4: while  $|\text{Solutions}(\mathcal{C})| > 1$  do
5:    $c \leftarrow \text{SelectConstraint}(\phi^*, \mathcal{U}, \text{difficulty})$ 
6:    $\mathcal{C} \leftarrow \mathcal{C} \cup \{c\}$ 
7:    $\mathcal{U} \leftarrow \mathcal{U} \cup \text{Facts}(c)$ 
8:   if  $|\text{Solutions}(\mathcal{C})| = 0$  then
9:     return FAILURE
10:  end if
11: end while
12: return  $(\mathcal{C}, \phi^*)$ 

```

The constraint selection strategy employs weighted sampling based on difficulty level. For difficulty $d \in \{\text{easy}, \text{medium}, \text{hard}, \text{extreme}\}$, we define weight vectors $w_d = (w_{\text{direct}}, w_{\text{negative}}, w_{\text{comparison}}, w_{\text{conditional}}, w_{\text{chain}})$ where harder difficulties favor complex constraint types.

K.10.4 SOLUTION VERIFICATION THROUGH CONSTRAINT PROPAGATION

We verify solution uniqueness using arc consistency and constraint propagation. The domain for each entity-attribute pair initially contains all possible values:

$$D_{e, A_i} = A_i \quad \forall e \in E, \forall A_i \in A \quad (260)$$

Constraint propagation iteratively reduces domains:

$$D_{e, A_i}^{t+1} = D_{e, A_i}^t \cap \{a \in A_i : \text{consistent}(a, e, A_i, \mathcal{C}, D^t)\} \quad (261)$$

The solution is unique if and only if:

$$\forall e \in E, \forall A_i \in A : |D_{e, A_i}^\infty| = 1 \quad (262)$$

K.10.5 COMPLEXITY ANALYSIS AND CONTEXT WINDOW BOUNDS

The solution space has cardinality $(n!)^{m-1}$ since fixing one attribute category determines a Latin square structure. The constraint satisfaction problem is NP-complete, requiring exponential time in the worst case.

For context window estimation, each constraint requires $O(\log n + \log m)$ bits to encode, and a minimal constraint set has size $\Theta(nm)$. The solution description requires $O(nm \log n)$ bits. Therefore, the total context requirement is:

$$\text{Context}(n, m) = O(nm(\log n + \log m)) \quad (263)$$

For typical parameters $n \in [3, 5]$ and $m \in [3, 5]$, this yields manageable context requirements of 100-500 tokens.

K.10.6 CONTAMINATION RESISTANCE PROPERTIES

The contamination resistance emerges from three key properties:

First, the parameter space for valid assignments has cardinality:

$$|\Theta| = \prod_{i=1}^m n! = (n!)^m \quad (264)$$

Second, the constraint generation employs randomization at multiple levels including entity selection, attribute selection, and constraint type weighting. This introduces entropy:

$$H(\mathcal{C}) = - \sum_{c \in \mathcal{C}} p(c) \log p(c) \geq \log |\mathcal{C}| \quad (265)$$

Third, the semantic variation in entity and attribute names drawn from large pools ensures surface-level diversity even for structurally similar puzzles. With vocabulary pools of size V per category:

$$\text{Variations} = V^{nm} \quad (266)$$

Combined, these properties ensure that the probability of generating identical puzzles across independent runs remains negligible:

$$P(\text{collision}) \leq \frac{1}{(n!)^m \cdot V^{nm}} \approx 0 \quad (267)$$

* For generalized Tower of Hanoi with multiple pegs and disks

† For the decision version with pre-placed queens

Table 16: Mathematical Characterization of Hard Suite Tasks (Tasks 1-5 of 10)

Property	Tower of Hanoi (6 variations)	N-Queens (4 variations)	Graph Coloring (10 variations)	Boolean SAT (5 variations)	Sudoku (8 variations)
Problem Formulation					
State Space	3^n configurations	n^n placements	k^n colorings	2^n assignments	n^{n^2} grids
Search Space	$(3 \cdot 2 \cdot n)^{2^n - 1}$	$n!$ permutations	k^n assignments	2^n truth values	$n^{n^2 - g}$ (g given)
Constraint Type	Ordering & size	Non-attacking	Adjacent difference	Clause satisfaction	Row/col/box unique
Optimization Target	Path length	N/A (feasibility)	Chromatic number	N/A (feasibility)	N/A (completion)
Solution Properties					
Solution Count	1 (unique optimal)	$S(n)$ (OEIS A000170)	≥ 1 (may vary)	0 to 2^n	1 (by design)
Optimal Solution	$2^n - 1$ moves	Any valid placement	$\chi(G)$ colors	Any satisfying α	Unique completion
Solution Length	$O(2^n)$ tokens	$O(n)$ tokens	$O(n)$ tokens	$O(n)$ tokens	$O(n^2)$ tokens
Verification Time	$O(2^n \cdot n)$	$O(n^2)$	$O(E + V)$	$O(m \cdot k)$	$O(n^3)$
Complexity Analysis					
Time Complexity	$O(2^n)$ optimal	$O(n!)$ worst-case	NP-complete ($k \geq 3$)	NP-complete	NP-complete
Space Complexity	$O(n)$ recursion	$O(n)$ backtrack	$O(n^2)$ adjacency	$O(n + m)$ formula	$O(n^2)$ grid
Decision Problem	PSPACE-complete*	NP-complete†	NP-complete	NP-complete	NP-complete
Approximability	N/A (exact)	N/A (exact)	$O(n/\log n)$ -approx	MAX-SAT: 0.875	N/A (exact)
Generation Parameters					
Size Range	$n \in \{3, \dots, 8\}$	$n \in \{4, 5, 6, 8\}$	$ V \in \{8, \dots, 28\}$	$n \in \{4, \dots, 12\}$	$n \in \{4, 6, 9\}$
Difficulty Control	Disk count	Board size	Edge density ρ	Clause ratio m/n	Cells removed
Variants	Peg permutations	Diagonal, Toroidal	Planar, Wheel, Grid	Horn, XOR, Mixed	Diagonal, Irregular
Instance Count	$6 \cdot 8 = 48$	$4 \cdot S(n) \cdot 8$	$2^{\binom{2}{2}}$	$\binom{2n}{k}^m$	$> 10^{16}$ minimal
Contamination Resistance					
Isomorphisms	$3! = 6$ peg labels	8 symmetries	$n!$ vertex labels	$n! \cdot m! \cdot (k!)^m$	$9! \cdot 6^8 \cdot 2$
Problem Diversity	$\binom{8}{1} \cdot 6$	$\sum_n S(n) \cdot 8$	$> 10^{15}$ graphs	$> 10^{84}$ formulas	$> 10^{16}$ puzzles
Memory Required	$\sim 10^4$ bits	$\sim 10^6$ bits	Exponential	Exponential	Petabytes
Generalization Gap	Linear to exponential	$O(n)$ to $O(n!)$	Fixed to arbitrary	Linear to exponential	Quadratic growth
Reasoning Requirements					
Primary Strategy	Recursive decomp.	Backtracking	Constraint prop.	Unit propagation	Constraint prop.
Lookahead Depth	n recursive calls	$O(n)$ decisions	Graph traversal	Clause analysis	$O(n^2/4)$ cells
Constraint Types	Stack ordering	Geometric conflicts	Adjacency	Logical satisfaction	Sudoku rules
Key Insight	Auxiliary peg use	Systematic search	Clique detection	Implication chains	Hidden singles
Mathematical Foundations					
Core Theory	Recurrence relation	Permutation groups	Brooks' theorem	Cook-Levin theorem	Latin squares
Key Formula	$T(n) = 2T(n-1) + 1$	$ i-j \neq x_i - x_j $	$\chi(G) \leq \Delta(G) + 1$	$\phi = \bigwedge_i C_i$	$f: [n]^2 \rightarrow [n]$
Uniqueness Proof	Induction on n	Symmetry breaking	Greedy coloring	Assignment exists	Exhaustive search
Phase Transition	N/A	N/A	$\rho_c(k) = \frac{2k \ln k}{k-1}$	$\alpha_c \approx 4.267$	Fill ratio threshold

Table 17: Mathematical Characterization of Hard Suite Tasks (Tasks 6-10 of 10)

Property	Logic Grid Puzzles (8 variations)	Cryptarithmic (12 variations)	Matrix Chain (5 variations)	Modular Systems (5 variations)	Constraint Opt. (5 variations)
Problem Formulation					
State Space	$(n!)^{m-1}$ assignments	$P(10, k)$ mappings	C_{n-1} parenthesizations	$\prod_{i=1}^k m_i$ solutions	2^n selections
Search Space	n^{nm} possibilities	$\frac{10!}{(10-k)!}$	$\frac{1}{n} \binom{2n-2}{n-1}$	$M = \text{lcm}(m_1, \dots, m_k)$	2^n binary vectors
Constraint Type	Latin square	Digit uniqueness	Associativity	Modular congruence	Resource capacity
Optimization Target	N/A (feasibility)	N/A (feasibility)	Min multiplications	N/A (satisfaction)	Max profit
Solution Properties					
Solution Count	1 (by construction)	1 (verified)	1 (min cost)	$\leq \lfloor A/M \rfloor$	Variable
Optimal Solution	Unique assignment	Unique mapping	$m[1, n]$ cost	$x_0 + kM$	Max $\sum \pi_i x_i$
Solution Length	$O(nm)$ tokens	$O(k)$ tokens	$O(\log m[1, n])$ tokens	$O(\log x)$ tokens	$O(n)$ tokens
Verification Time	$O(nm \cdot C)$	$O(k + w)$	$O(n^3)$	$O(k \log M)$	$O(nm)$
Complexity Analysis					
Time Complexity	NP-complete	NP-complete	$O(n^3)$ DP	$O(k^2 \log M)$	NP-hard (0-1 ILP)
Space Complexity	$O(n^2 m)$ domains	$O(k)$ mapping	$O(n^2)$ table	$O(k)$ congruences	$O(2^n)$ states
Decision Problem	NP-complete	NP-complete	P (polynomial)	P with bounds	NP-complete
Approximability	N/A (exact)	N/A (exact)	N/A (exact DP)	N/A (exact)	$(1 - 1/e)$ -approx
Generation Parameters					
Size Range	$n, m \in \{3, 4, 5\}$	$k \in \{4, \dots, 7\}$	$n \in \{3, \dots, 20\}$	$k \in \{3, 4, 5\}$	$n \in \{4, 5, 6\}$
Difficulty Control	Constraint types	Letter overlap	Dimension patterns	Constraint types	Constraint tightness
Variants	5 constraint types	4 operations	5 patterns	5 constraint types	5 problem types
Instance Count	$(n!)^m \cdot V^{nm}$	$V^n \cdot \binom{26}{k} \cdot P(10, k)$	$(b - a + 1)^{n+1} \cdot 5$	$\binom{P_{\max}}{k} \cdot \prod m_i$	$(\pi_{\max} \cdot c_{\max}^m)^n$
Contamination Resistance					
Isomorphisms	$(n!)^m$ permutations	$k!$ letter perms	None (ordered)	$k!$ equation order	$n!$ project labels
Problem Diversity	$> 10^{20}$ puzzles	$> 10^{15}$ puzzles	$> 10^{38}$ instances	$> 10^9$ systems	$> 10^{50}$ problems
Memory Required	Exponential	10^{15} bits	10^{38} instances	10^9 systems	Exponential
Generalization Gap	$O(nm)$ to $(n!)^m$	Linear to factorial	Polynomial to exp.	Linear to periodic	Linear to exponential
Reasoning Requirements					
Primary Strategy	Constraint prop.	Domain reduction	Dynamic programming	CRT + search	Branch & bound
Lookahead Depth	$O(nm)$ inferences	k assignments	n subproblems	Period M	n decisions
Constraint Types	5 logical types	Arithmetic + unique	Matrix dimensions	Modular + additional	Resource + quality
Key Insight	Arc consistency	Carry propagation	Optimal substructure	Periodicity	Pruning bounds
Mathematical Foundations					
Core Theory	Latin squares	Modular arithmetic	Catalan numbers	Chinese Remainder	Integer programming
Key Formula	$\phi : E \times A \rightarrow \bigcup A_i$	$\sum W_i = R$	$m[i, j] = \min_k(\dots)$	$x \equiv a_i \pmod{m_i}$	max $\sum \pi_i x_i$
Uniqueness Proof	CSP solver	Exhaustive search	DP optimality	CRT uniqueness	B&B enumeration
Phase Transition	Constraint density	$\rho > 1.5$	N/A	N/A	Tightness τ

Table 18: Algorithmic and Evaluation Metrics for Hard Suite Tasks (Tasks 1-5)

Metric	Tower of Hanoi	N-Queens	Graph Coloring	Boolean SAT	Sudoku
Generation Algorithms					
Generation Method	Deterministic	Backtrack + random	Graph construction	Satisfiable CNF	Complete + removal
Generation Time	$O(1)$ setup	$O(n^2)$ average	$O(n^2)$ edges	$O(mk)$ clauses	$O(n^4)$ with uniqueness
Uniqueness Check	Implicit (proven)	Enumerate all	Chromatic polynomial	SAT solver	Solution counting
Validation Method	State transitions	Conflict checking	Edge constraints	Formula evaluation	Constraint verification
Context Window Requirements					
Prompt Tokens	$200 + 10n$	$100 + 5n$	$30 + 2 E $	$50 + 3mk$	$100 + 3n^2$
Solution Tokens	$15(2^n - 1)$	$2n$	$2n$	$3n$	$2n^2$
Max Total Tokens	$\sim 3,825$ (n=8)	~ 120 (n=8)	~ 600 (n=28)	~ 500 (n=12)	~ 550 (9x9)
Token Efficiency	Low (exponential)	High (linear)	Medium	High	Medium
Solution Strategies					
Optimal Algorithm	Frame-Stewart	Min-conflicts	Welsh-Powell	DPLL + CDCL	Dancing Links
Heuristic Methods	N/A (exact)	Row-by-row	Greedy coloring	Unit propagation	Naked singles
Pruning Technique	N/A	Forward checking	Degree ordering	Pure literal	Constraint prop.
Branching Factor	2 (binary choice)	$\leq n$	$\leq k$ colors	2 (true/false)	$\leq n$ values
Evaluation Metrics					
Success Criterion	Optimal path	Valid placement	Min colors used	All clauses true	Complete grid
Partial Credit	Path validity	Partial placement	Valid coloring	% clauses satisfied	% cells correct
Error Types	Invalid moves	Queen conflicts	Adjacent same color	Unsatisfied clause	Constraint violation
Quality Measure	Move optimality	Time to solution	Excess colors	N/A	Logic depth used
Scaling Behavior					
Problem Growth	Exponential 2^n	Factorial $n!$	Exponential k^n	Exponential 2^n	Polynomial n^2
Solution Growth	Exponential 2^n	Variable $S(n)$	Varies with graph	0 to 2^n	1 (maintained)
Difficulty Scaling	Exponential	Super-polynomial	NP-hard threshold	Phase transition	Controlled linear
Memory Scaling	$O(n)$	$O(n)$	$O(n^2)$	$O(n + m)$	$O(n^2)$
Theoretical Properties					
Recursion Depth	$2^n - 1$	n	N/A	n (DPLL tree)	$n^2 - g$
Symmetry Group	S_3 (peg perms)	D_4 (dihedral)	S_n (vertex perms)	Boolean cube	$S_9 \wr S_3$
Invariants	Disk ordering	Queen placement	Color classes	Truth assignment	Cell values
Certificates	Move sequence	Queen positions	Color assignment	Variable values	Completed grid

Table 19: Algorithmic and Evaluation Metrics for Hard Suite Tasks (Tasks 6-10)

Metric	Logic Grid Puzzles	Cryptarithmic	Matrix Chain	Modular Systems	Constraint Opt.
Generation Algorithms					
Generation Method	Solution + constraints	Template + verify	Dimension patterns	CRT construction	Resource allocation
Generation Time	$O(nm \cdot C)$	$O(k! \cdot w)$	$O(n)$	$O(k^2)$	$O(n^2m)$
Uniqueness Check	CSP enumeration	Exhaustive search	DP verification	Period search	Enumeration
Validation Method	Constraint checking	Arithmetic verify	Cost calculation	Congruence check	Feasibility check
Context Window Requirements					
Prompt Tokens	$100 + 10nm$	$50 + 5kw$	$30 + 7n$	$40 + 10k$	$100 + 15n$
Solution Tokens	$3nm$	$4k$	$\lceil \log_{10} m \rceil [1, n]$	$\lceil \log_{10} x \rceil$	$2n$
Max Total Tokens	~ 500 (5x5x5)	~ 300 (k=7)	~ 200 (n=20)	~ 150 (k=5)	~ 250 (n=6)
Token Efficiency	High (polynomial)	High (linear)	Very high	Very high	High
Solution Strategies					
Optimal Algorithm	Arc consistency	Constraint SAT	Bottom-up DP	Extended GCD	Exact enumeration
Heuristic Methods	Forward checking	Domain pruning	N/A (exact)	Linear search	Greedy + local
Pruning Technique	Domain reduction	Leading zeros	N/A	Constraint filter	Upper bounds
Branching Factor	$\leq n$ values	≤ 10 digits	$n - 1$ splits	N/A	2 (select/reject)
Evaluation Metrics					
Success Criterion	All cells assigned	Valid equation	Minimum cost	All constraints met	Max profit feasible
Partial Credit	% cells correct	% letters mapped	Cost ratio	% congruences	Feasibility + profit
Error Types	Constraint violation	Arithmetic error	Suboptimal cost	Missing constraints	Infeasible solution
Quality Measure	Inference depth	Search efficiency	Optimality gap	Solutions found	Optimality ratio
Scaling Behavior					
Problem Growth	$(n!)^m$	$P(10, k)$	$C_{n-1} \sim 4^n / n^{3/2}$	$M = \prod m_i$	2^n
Solution Growth	1 (maintained)	1 (maintained)	Polynomial value	Periodic $x + kM$	Variable
Difficulty Scaling	Constraint density	Letter overlap	Chain length	Constraint types	Tightness τ
Memory Scaling	$O(n^2m)$	$O(k)$	$O(n^2)$	$O(k)$	$O(nm)$
Theoretical Properties					
Recursion Depth	nm assignments	k letters	$\log n$ levels	N/A	n selections
Symmetry Group	S_n^m	S_k letter perms	None	S_k equation perms	S_n project perms
Invariants	Latin square	Digit uniqueness	Associativity	Modular equivalence	Resource limits
Certificates	Complete grid	Letter mapping	Split sequence	Solution value	Selected projects

Table 20: Complete Mathematical Formulas for All Hard Suite Tasks (10 Tasks, 51 Variations)

Task	Core Mathematical Relations	Complexity/Counting
Tower of Hanoi (6 variations)	$T(n) = 2^n - 1$ (optimal moves) $S(n+1) = 3 \cdot S(n) - 1$ (state transitions)	State space: 3^n configurations Moves: $(3 \cdot 2 \cdot n)^{2^n - 1}$
N-Queens (4 variations)	$\forall i \neq j : x_i \neq x_j \wedge i - j \neq x_i - x_j $ Conflict: (r_i, c_i) attacks (r_j, c_j)	Solutions: $S(n) \sim \frac{n!}{c^n}$, $c \approx 2.54$ Search space: $n!$ permutations
Graph Coloring (10 variations)	$\omega(G) \leq \chi(G) \leq \Delta(G) + 1$ $P_G(k) = \sum_{i=0}^n (-1)^{n-i} a_i k^i$	Chromatic polynomial: $P_G(k)$ Colorings: k^n assignments
Boolean SAT (5 variations)	$\phi = \bigwedge_{i=1}^m \bigvee_{j=1}^k \ell_{ij}$ (CNF) $\Pr[\text{SAT}] \approx e^{-\alpha/2^k}$ at $\alpha = m/n$	Search space: 2^n assignments Phase transition: $\alpha_c \approx 4.267$
Sudoku (8 variations)	$N_9 = 9! \times 72^2 \times 2^7 \times 27, 704, 267, 971$ $\text{Candidates}(i, j) = [n] \setminus (\text{Row}_i \cup \text{Col}_j \cup \text{Box}_{ij})$	Valid grids: 6.67×10^{21} Minimal puzzles: $> 10^{16}$
Logic Grid Puzzles (8 variations)	$\phi : E \times A \rightarrow \bigcup_{i=1}^m A_i$ bijective $\forall i, j, k : j \neq k \implies \phi(e_j, A_i) \neq \phi(e_k, A_i)$	Solution space: $(n!)^{m-1}$ Problem space: $(n!)^m \cdot V^{nm}$
Cryptarithmic (12 variations)	$\text{val}(W) = \sum_{i=0}^{ W -1} \Psi(W[i]) \cdot 10^{ W -1-i}$ $\sum_{i=1}^n \text{val}(W_i) = \text{val}(R)$	Mappings: $\frac{10!}{(10-k)!}$ Problem space: $V^n \cdot \binom{26}{k} \cdot P(10, k)$
Matrix Chain (5 variations)	$m[i, j] = \min_{i \leq k < j} \{m[i, k] + m[k+1, j] + d_{i-1} \cdot d_k \cdot d_j\}$ Catalan: $C_n = \frac{1}{n+1} \binom{2n}{n}$	Parenthesizations: $C_{n-1} = \frac{1}{n} \binom{2n-2}{n-1}$ Time: $O(n^3)$, Space: $O(n^2)$
Modular Systems (5 variations)	$x \equiv a_i \pmod{m_i}, i \in [1, k]$ CRT: $x = \sum_{i=1}^k a_i M_i y_i \pmod{M}$	Solution space: $M = \text{lcm}(m_1, \dots, m_k)$ Period: $x = x_0 + kM, k \in \mathbb{Z}$
Constraint Opt. (5 variations)	$\max \sum_{i=1}^n \pi_i x_i \text{ s.t. } \sum_{i=1}^n \rho_i(r_j) x_i \leq c_j$ Tightness: $\tau = \frac{\sum_i \min_j \rho_i(r_j)}{\sum_j c_j}$	Search space: 2^n selections Feasible region: $ \mathcal{F} \ll 2^n$

Table 21: Hard Suite Summary Statistics (10 Tasks, 51 Variations Total)

Category	Range	Median	Notes
Problem Space Size	10^9 to 10^{50}	10^{20}	Ensures contamination resistance
Context Requirements	100-3825 tokens	300 tokens	Fits in standard context windows
Verification Time	$O(n)$ to $O(2^n)$	$O(n^2)$	Mostly polynomial verification
Solution Uniqueness	0 to $(n!)^m$	1	Enforced by generation
Complexity Class	P to NP-complete	NP-complete	8/10 are NP-complete
Symmetry Groups	1 to $S_9 \wr S_3$	S_n	Rich algebraic structure
Total Variations	4 to 12 per task	5.5 per task	Comprehensive problem coverage

L HARD SUITE: COMPLETE RESULTS

This section details results for all hard suite tasks across all non-quantized open-sourced models and closed-source proprietary models. The average accuracy, instruction following rate and average output tokens are listed for tower of hanoi, n-queens, graph coloring, boolean SAT, sudoku, cryptarithmic, matrix chain multiplication, modular systems, constraint optimization, and logic grid puzzles in table 22, 23, 24.

Model (Param)	Tower of Hanoi			N-Queens			Graph Coloring			Boolean SAT		
	Acc (%)	Inst (%)	To-kens	Acc (%)	Inst (%)	To-kens	Acc (%)	Inst (%)	To-kens	Acc (%)	Inst (%)	To-kens
Qwen Family (Qwen3)												
Qwen3 (0.6B)	0.00	99.50±0.50	5720.93	6.00±10.39	60.50±30.99	4364.86	21.12±3.26	65.00±10.64	4755.65	14.29±20.18	41.86±30.57	6197.41
Qwen3 (1.7B)	1.17	98.50±1.26	7481.18	2.00±3.46	68.75±30.20	7411.59	42.00±13.76	61.13±15.14	5134.66	32.71±25.98	59.43±31.06	6071.69
Qwen3 (4B)	35.83	99.50±1.12	6214.78	32.50±36.66	61.50±28.86	7112.08	53.12±17.04	68.75±17.41	4756.59	49.86±22.71	66.86±26.06	5665.29
Qwen3 (8B)	37.17	99.83±0.37	6114.99	34.50±37.29	63.50±26.31	7002.57	60.62±15.17	75.00±16.09	4337.32	50.57±19.87	65.29±27.01	5856.17
Qwen3 (14B)	46.33	99.83±0.37	5446.42	43.50±43.96	58.75±31.12	6674.30	67.50±13.36	81.00±13.41	3997.80	47.80±23.16	60.60±24.19	5569.94
Qwen3 (32B)	39.67	99.50±0.76	6192.65	37.00±40.42	54.25±35.60	6568.30	70.88±10.51	80.50±9.87	4036.74	59.14±18.47	76.43±18.71	5251.74
Qwen3 (30B-MOE)	44.00		5187.79	39.00±39.41	61.75±31.04	6982.56	72.33±14.23	85.50±11.94	4014.90	55.86±20.68	69.29±24.13	5418.43
Qwen3 (30B-MOE-i)	38.50	75.17±17.95	6163.08	44.25±44.25	70.25±21.04	7317.35	67.33±6.82	87.33±9.37	4256.86	47.00±19.54	56.43±21.60	5947.41
Qwen3 (30B-MOE-i)	48.50		1041.17	43.75±44.07	90.25±7.36	5386.13	61.88±19.03	95.75±3.27	2135.51	19.71±11.37	100.00	56.00
Qwen3 (4B-i)	31.00	66.50±20.08	6739.23	42.75±43.52	83.00±10.77	7118.08	59.25±13.54	72.75±15.99	5018.43	30.00±16.35	48.43±25.11	6340.54
Qwen Family (Qwen2.5)												
Qwen2.5 (0.5B)	0.00	100.00	2600.93	0.00	4.50±7.79	960.92	3.88±2.62	85.50±7.07	1311.70	2.43±4.53	100.00	73.22
Qwen2.5 (1.5B)	0.00	100.00	3671.21	0.00	61.00±31.12	153.90	13.50±3.12	55.38±22.65	354.70	2.29±3.15	100.00	189.65
Qwen2.5 (3B)	0.00	100.00	2500.64	0.00	45.00±33.32	727.38	25.50±5.68	93.75±4.35	1116.20	4.14±4.05	100.00	56.00
Qwen2.5 (7B)	25.67±38.65	100.00	865.18	0.25±0.43	28.75±37.93	444.63	33.25±4.32	97.62±1.60	843.49	11.86±10.12	100.00	1507.65
Qwen2.5 (14B)	36.83±44.99	100.00	1212.55	11.50±19.92	96.25±4.49	218.64	40.12±3.30	98.88±1.96	796.92	17.00±11.60	100.00	58.32
Qwen2.5 (32B)	38.83±36.52	100.00	625.78	0.00	99.75±0.43	332.58	45.75±8.63	98.50±1.22	522.26	22.57±14.96	96.43±7.96	56.04
Qwen2.5 (72B)	66.67±47.14	100.00	1077.27	25.00±43.30	100.00	537.08	45.75±6.67	99.62±0.70	963.99	24.29±14.19	100.00	56.00
Qwen2.5 (1.5B-m)	0.00	100.00	1248.11	0.00	47.50±42.20	532.63	6.04±4.08	46.37±21.29	795.09	1.71±2.05	16.57±5.01	2005.47
Qwen2.5 (7B-m)	16.67	100.00	1589.02	0.00	74.00±31.63	820.93	18.10±7.18	75.71±11.32	909.90	3.43±6.09	43.71±7.30	1955.96
Qwen2.5 (72B-m)	33.33	100.00	1678.19	9.00±15.59	36.25±8.98	658.21	26.39±7.98	87.04±5.03	958.56	2.86±1.96	11.14±5.51	2006.38
Gemma Family												
Gemma (1B)	0.00	100.00	140.66	0.00	49.75±49.75	92.20	0.12±0.33	64.12±22.16	726.52	2.29±4.03	100.00	52.71
Gemma (4B)	0.00	100.00	582.18	12.50±21.65	75.00±43.30	250.05	20.00±13.23	80.00±36.06	623.54	5.71±10.50	24.29±39.23	7.31
Gemma (12B)	0.00	100.00	872.63	2.50±4.33	52.50±42.65	444.02	33.75±16.54	82.50±33.82	862.88	8.57±14.57	24.29±39.23	20.94
Gemma (27B)	16.67±37.27	100.00	535.47	24.00±41.57	99.00±1.73	271.88	50.00±14.81	98.62±1.41	1037.74	39.71±19.20	100.00	1136.40
Phi Family												
Phi4 (14B)	8.50±18.56	100.00	522.16	25.00±43.30	89.50±18.19	468.30	46.63±9.77	100.00	721.18	25.86±16.66	100.00	1113.29
Phi4-reasoning+ (14B)	16.17	56.67±41.49	7786.27	0.25±0.43	1.50±1.50	7368.81	36.75±13.28	59.25±15.59	6216.92	47.57±16.20	65.29±20.81	6457.09
Phi4-reasoning (14B)	27.00	60.33±38.72	7763.62	6.75±10.57	15.25±8.93	6958.67	65.75±10.66	76.00±11.59	5322.74	55.00±16.70	74.57±17.15	5893.97
Phi4-mini-reasoning (3.8B)	12.50	100.00	6900.28	24.50±30.63	67.00±32.65	7054.01	41.25±14.32	66.00±14.77	5061.80	24.86±23.66	46.57±32.43	5933.85
Phi3-mini (3.8B)	0.00	100.00	2142.96	0.00	32.25±40.87	82.90	21.12±4.28	87.75±9.39	623.80	7.14±4.09	99.86±0.35	109.15
Phi3-med (14B-4k)	22.17±36.83	100.00	1824.81	0.50±0.87	80.25±33.63	113.15	21.79±4.51	98.62±3.28	172.57	11.00±9.62	100.00	56.00
Phi3-med (14B-128k)	16.67±37.27	100.00	2949.26	3.50±6.06	76.50±37.87	133.58	26.00±4.64	97.12±4.17	386.58	7.86±9.20	100.00	56.00
Llama Family												
Llama-3.2 (1B)	0.00	99.83±0.37	3277.66	0.00	21.50±24.72	1158.68	2.38±3.04	72.88±19.28	1557.92	2.00±3.02	57.57±3.02	2376.83
Llama-3.2 (3B)	0.00	100.00	2531.26	0.00	6.25±5.07	368.96	13.62±4.12	83.12±10.46	1296.02	5.29±7.91	99.71±0.45	104.28
Llama-3.1 (8B)	0.00	100.00	6076.68	0.00	5.00±5.34	970.66	24.88±5.18	95.88±2.85	1908.96	12.57±8.43	100.00	71.62
Llama-3.1 (70B)	33.33±47.14	100.00	2308.85	1.00±1.73	78.75±24.75	839.39	44.50±6.75	98.62±2.12	839.25	19.00±11.50	100.00	56.00
Llama-3.3 (70B)	48.17±26.91	100.00	1841.30	25.75±42.89	99.25±1.30	260.60	43.88±11.98	99.38±1.11	860.09	25.29±15.45	100.00	710.85
Llama4-scout	13.50	100.00	5183.55	33.50±37.88	86.00±21.46	618.25	15.88±8.43	40.88±9.70	613.48	2.00±4.90	2.14±5.25	28.02
Mistral Family												
Mistral (7B)	0.00	100.00	3106.56	0.00	50.00±50.00	387.54	21.25±2.63	91.12±4.11	884.03	5.14±3.52	97.14±4.16	546.39
Mistral (8B)	0.00	100.00	3009.91	0.00	54.75±34.75	167.46	32.25±4.12	99.12±1.62	777.57	4.29±4.77	100.00	56.00
Mistral-nemo (12B)	0.00	100.00	811.43	25.00±43.30	75.00±43.30	28.25	25.75±5.61	92.88±6.85	495.36	6.43±5.90	100.00	56.00
Mistral-8x7b	16.67±37.27	100.00	481.06	0.00	43.50±44.05	398.12	17.38±6.58	93.12±3.82	370.98	9.29±6.54	98.14±4.55	207.64
Mistral-8x22b	24.00±37.59	100.00	939.81	22.50±38.97	71.25±13.25	230.85	36.12±4.86	99.00±1.32	553.73	16.71±12.41	100.00	308.22
Others												
Smollm3 (3B)	13.50	99.83±0.37	6727.13	23.00±23.39	63.00±16.32	6270.72	41.25±10.13	62.88±12.24	4726.78	22.43±21.67	49.86±26.91	6463.88
Smollm2 (1.7B)	0.00	100.00	7148.82	0.00	25.00±43.30	31.50	7.63±5.89	100.00	165.69	2.43±4.07	100.00	56.00
GPT-OSS (20B)	49.83	44.67±35.94	4645.44	33.50±33.97	77.00±2.55	2941.60	74.12±9.91	85.88±9.20	2962.41	54.00±19.89	65.43±21.06	4593.79
GPT-OSS (120B)	55.33	17.50±36.90	3441.49	15.50±20.06	57.50±29.41	1297.66	86.75±8.63	92.00±6.10	2297.46	67.86±15.59	78.57±16.49	4046.01
OpenAI Family (Proprietary)												
GPT5	91.67±14.62	100.00	1904.68	60.00±42.43	100.00	85.80	100.00	100.00	472.42	100.00	100.00	145.60
GPT5-mini	58.33±42.59	75.00±35.47	621.05	60.00±40.62	100.00	66.05	95.00±7.07	95.00±7.07	533.74	100.00	100.00	134.40
GPT5-nano	53.33±44.60	78.33±29.67	738.48	50.00±50.00	97.50±4.33	80.60	95.00±5.00	95.00±5.00	476.16	97.14±7.00	97.14±7.00	152.20
GPT4.1	50.00±50.00	100.00	944.78	70.00±41.23	100.00	203.72	73.75±15.76	100.00	1233.01	22.86±13.85	100.00	56.00
GPT4.1-mini	35.00±43.11	90.00±22.36	575.32	45.00±45.55	77.50±17.85	1372.90	73.75±17.28	100.00	1216.45	27.14±16.66	98.57±3.50	723.09
GPT4.1-nano	6.67±11.06	100.00	768.63	25.00±43.30	97.50±4.33	294.00	42.50±17.14	96.25±6.96	865.86	14.29±10.50	100.00	55.14
GPT4o	50.00±50.00	100.00	833.17	62.50±41.46	87.50±21.65	226.80	57.50±6.61	98.75±3.31	563.71	21.43±19.59	100.00	315.14
GPT4o-mini	5.00±11.18	100.00	2502.63	17.50±17.85	82.50±17.85	295.58	36.25±12.18	100.00	747.78	11.43±8.33	100.00	56.00
o4 mini	50.00±38.73	98.33±3.73	1130.40	50.00±50.00	82.50±20.46	65.89	97.50±4.33	98.75±3.31	422.33	95.71±7.28	100.00	128.59
o3	90.00±18.26	100.00	3090.85	70.00±41.23	100.00	118.80	98.75±3.31	100.00	649.01	100.00	100.00	201.60
o3 mini	51.67±34.36	100.00	2830.99	52.50±47.63	92.50±8.29	567.89	92.50±10.90	100.00	1934.45	97.14±4.52	100.00	465.14
Gemini Family (Proprietary)												
Gemini-2.5-pro	96.67±7.45	100.00	995.93	50.00±45.28	97.50±4.33	398.28	90.00±7.07	96.25±4.84	654.46	100.00	100.00	269.21
Gemini-2.5-flash	91.67±8.98	100.00	981.12	45.00±36.40	75.00±18.03	413.92	86.25±9.92	97.50±4.33	1453.89	100.00	100.00	56.00
Gemini-2.5-flash-lite	30.00±40.00	100.00	2791.90	60.00±36.74	92.50±12.99	6544.18	73.75±11.11	100.00	3444.23	84.29±15.91	94.29±7.28	7332.30
Gemini-2.0-flash	93.33±14.91	100.00	765.33	27.50±27.73	65.00±39.05	1710.43	65.00±8.66	100.00	1502.18	22.86±13.85	100.00	215.09
Gemini-2.0-flash-lite	50.00±50.00	100.00	1092.53	40.00±39.37	95.00±5.00	694.50	45.75±12.69	100.00	1163.65	42.86±23.75	94.29±7.28	1899.24

Model (Param)	Sudoku			Cryptarithmic			Matrix Chain Mult		
	Acc (%)	Inst (%)	Tokens	Acc (%)	Inst (%)	Tokens	Acc (%)	Inst (%)	Tokens
<i>Qwen Family (Qwen3)</i>									
Qwen3 (0.6B)	12.00 \pm 12.83	52.67 \pm 31.54	6609.54	0.00	70.15 \pm 5.34	7565.67	0.43 \pm 1.05	56.00 \pm 24.65	6168.81
Qwen3 (1.7B)	28.33 \pm 25.62	63.00 \pm 26.55	6383.16	11.23 \pm 6.21	93.65 \pm 3.44	7519.00	5.57 \pm 12.47	63.14 \pm 19.86	6350.30
Qwen3 (4B)	21.00 \pm 12.33	61.00 \pm 30.01	6096.32	37.32 \pm 14.89	91.68 \pm 3.03	7159.25	24.71 \pm 37.20	93.43 \pm 10.17	5505.64
Qwen3 (8B)	21.33 \pm 13.27	60.00 \pm 30.74	6227.63	52.74 \pm 2.05	97.88 \pm 2.12	6779.93	24.29 \pm 37.50	94.29 \pm 8.46	5499.92
Qwen3 (14B)	36.00 \pm 33.03	60.33 \pm 33.09	5783.53	41.78 \pm 15.89	98.00 \pm 2.45	7040.81	30.43 \pm 40.49	95.43 \pm 7.17	5237.94
Qwen3 (32B)	33.00 \pm 31.38	58.33 \pm 34.34	5935.34	44.57 \pm 13.27	97.92 \pm 1.54	6854.37	28.43 \pm 39.59	94.29 \pm 9.18	5144.81
Qwen3 (30B-MOE)	37.67 \pm 33.72	64.67 \pm 29.49	5785.12	41.64 \pm 11.82	97.28 \pm 1.75	6955.30	28.71 \pm 40.70	96.71 \pm 5.36	5099.20
Qwen3 (30B-MOE-t)	34.33 \pm 25.94	65.67 \pm 23.33	6002.56	31.37 \pm 11.94	98.95 \pm 0.71	6757.44	28.43 \pm 40.47	95.00 \pm 8.02	4993.60
Qwen3 (30B-MOE-i)	34.67 \pm 19.60	100.00	139.00	24.06 \pm 11.68	100.00	164.67	29.29 \pm 37.26	95.29 \pm 7.83	3542.83
Qwen3 (4B-t)	7.33 \pm 7.72	73.33 \pm 17.46	6530.43	36.14 \pm 10.19	98.41 \pm 1.09	7176.42	19.14 \pm 34.36	96.14 \pm 6.15	5567.18
<i>Qwen Family (Qwen2.5)</i>									
Qwen2.5 (0.5B)	1.00 \pm 1.41	98.67 \pm 1.89	163.13	0.00	77.09 \pm 5.93	3542.86	0.00	22.29 \pm 6.27	2418.80
Qwen2.5 (1.5B)	2.33 \pm 2.62	97.33 \pm 2.49	138.35	0.00	99.75 \pm 0.43	109.10	0.00	85.43 \pm 6.39	1373.84
Qwen2.5 (3B)	1.00 \pm 1.41	100.00	138.82	20.02 \pm 12.20	100.00	57.76	0.14 \pm 0.35	92.57 \pm 6.67	1190.43
Qwen2.5 (7B)	6.67 \pm 6.60	95.67 \pm 4.71	144.60	20.64 \pm 11.47	100.00	98.18	1.14 \pm 2.42	99.86 \pm 0.35	1295.30
Qwen2.5 (14B)	7.00 \pm 2.16	94.00 \pm 5.35	460.85	18.66 \pm 13.45	100.00	58.45	3.86 \pm 7.94	99.86 \pm 0.35	930.01
Qwen2.5 (32B)	30.33 \pm 20.27	96.00 \pm 4.97	431.23	19.21 \pm 12.22	100.00	66.47	11.29 \pm 16.71	100.00	1185.70
Qwen2.5 (72B)	31.67 \pm 22.22	98.67 \pm 0.94	396.92	20.19 \pm 13.98	100.00	57.82	10.71 \pm 16.34	100.00	1080.80
Qwen2.5 (1.5B-m)	3.33 \pm 4.71	87.33 \pm 5.56	1429.37	2.30 \pm 0.77	82.47 \pm 1.93	1300.36	1.29 \pm 3.15	74.71 \pm 29.37	1263.87
Qwen2.5 (7B-m)	4.00 \pm 4.97	90.00 \pm 9.42	1619.87	3.27 \pm 3.09	78.05 \pm 4.96	1804.41	4.86 \pm 10.01	98.71 \pm 1.67	1056.46
Qwen2.5 (72B-m)	4.67 \pm 5.25	63.33 \pm 6.94	1691.43	15.34 \pm 10.40	92.70 \pm 3.10	1544.12	10.00 \pm 16.38	98.71 \pm 1.67	1143.56
<i>Gemma Family</i>									
Gemma (1B)	1.33 \pm 1.89	97.67 \pm 1.70	132.12	0.00	70.54 \pm 14.84	1287.33	0.00	0.57 \pm 1.05	391.17
Gemma (4B)	—	—	—	0.00	100.00	2001.33	1.43 \pm 3.50	98.57 \pm 3.50	1084.59
Gemma (12B)	—	—	—	22.50 \pm 8.29	100.00	240.60	2.86 \pm 7.00	62.86 \pm 44.63	754.87
Gemma (27B)	—	—	—	20.00 \pm 10.00	100.00	1632.22	14.43 \pm 20.15	97.00 \pm 5.88	1088.23
<i>Phi Family</i>									
Phi4 (14B)	16.00 \pm 17.28	99.33 \pm 0.94	1241.54	14.43 \pm 11.19	100.00	763.50	10.57 \pm 16.51	99.86 \pm 0.35	1298.49
Phi4-reasoning+ (14B)	4.33 \pm 3.68	83.67 \pm 5.79	6808.20	29.64 \pm 8.31	94.14 \pm 2.85	7527.76	20.86 \pm 31.67	87.00 \pm 9.56	6806.51
Phi4-reasoning (14B)	9.33 \pm 6.80	68.33 \pm 18.57	6194.43	36.50 \pm 5.40	98.24 \pm 0.76	7256.05	25.29 \pm 30.14	91.14 \pm 12.22	6808.43
Phi4-mini-reasoning (3.8B)	24.67 \pm 30.07	50.67 \pm 32.19	6336.27	22.00 \pm 10.08	90.02 \pm 1.94	7403.47	12.29 \pm 23.62	77.86 \pm 13.59	6324.59
Phi3-mini (3.8B)	1.00 \pm 1.41	100.00	138.38	18.94 \pm 10.89	100.00	437.54	0.43 \pm 1.05	85.43 \pm 9.50	482.70
Phi3-med (14B-4k)	5.00 \pm 5.10	100.00	141.63	19.96 \pm 13.74	100.00	58.82	1.14 \pm 2.80	94.00 \pm 6.02	813.81
Phi3-med (14B-128k)	11.33 \pm 14.64	100.00	141.61	21.25 \pm 13.16	100.00	88.61	0.57 \pm 1.05	94.86 \pm 3.18	786.49
<i>Llama Family</i>									
Llama-3.2 (1B)	0.33 \pm 0.47	70.00 \pm 20.61	2975.61	0.00	32.34 \pm 5.53	1200.41	0.00	59.57 \pm 11.91	1420.35
Llama-3.2 (3B)	1.67 \pm 2.36	100.00	137.96	0.00	81.23 \pm 3.36	3566.04	0.00	0.29 \pm 0.70	376.11
Llama-3.1 (8B)	3.33 \pm 4.71	100.00	184.56	0.00	100.00	840.95	0.14 \pm 0.35	98.71 \pm 0.70	1555.48
Llama-3.1 (70B)	22.67 \pm 23.92	94.33 \pm 0.47	431.32	21.63 \pm 14.19	99.25 \pm 0.83	498.91	3.71 \pm 7.94	100.00	786.73
Llama-3.3 (70B)	24.00 \pm 22.99	98.00 \pm 0.82	392.61	22.06 \pm 13.60	100.00	972.61	4.57 \pm 8.91	100.00	854.50
Llama4-scout	0.00	0.00	94.46	0.00	21.45 \pm 9.03	252.30	9.57 \pm 22.64	39.29 \pm 27.83	3173.07
<i>Mistral Family</i>									
Mistral (7B)	1.00 \pm 1.41	100.00	1418.95	0.00	100.00	996.45	0.14 \pm 0.35	89.71 \pm 5.92	853.69
Ministral (8B)	1.00 \pm 1.41	100.00	139.00	0.00	100.00	57.93	0.57 \pm 1.40	99.29 \pm 0.70	913.47
Mistral-nemo (12B)	4.00 \pm 4.97	97.33 \pm 2.49	138.43	19.90 \pm 12.09	100.00	57.70	0.00	71.14 \pm 24.51	841.58
Mixtral-8x7b	8.33 \pm 11.79	94.00 \pm 5.10	186.00	14.60 \pm 10.17	78.55 \pm 12.30	569.62	0.71 \pm 1.75	86.14 \pm 9.26	1084.05
Mixtral-8x22b	12.67 \pm 13.89	100.00	610.22	18.17 \pm 13.40	100.00	1304.87	3.29 \pm 7.65	95.57 \pm 2.77	739.31
<i>Others</i>									
Smollm3 (3B)	1.33 \pm 1.89	26.00 \pm 21.23	6621.98	6.69 \pm 0.41	78.87 \pm 4.69	7344.62	10.57 \pm 19.43	80.29 \pm 13.66	5920.62
Smollm2 (1.7B)	1.00 \pm 1.41	100.00	139.00	0.00	100.00	62.08	0.00	99.29 \pm 0.88	1137.10
GPT-OSS (20B)	60.67 \pm 22.81	71.67 \pm 15.86	3366.38	67.02 \pm 7.00	98.75 \pm 0.83	5056.63	40.43 \pm 36.23	95.43 \pm 7.25	5318.79
GPT-OSS (120B)	34.67 \pm 6.85	46.33 \pm 7.72	2814.10	81.46 \pm 5.80	99.72 \pm 0.48	4157.96	50.14 \pm 33.81	95.14 \pm 7.61	4734.53
<i>OpenAI Family (Proprietary)</i>									
GPT5	90.00 \pm 14.14	93.33 \pm 9.43	386.18	100.00	100.00	1094.39	68.57 \pm 34.82	70.00 \pm 35.46	578.76
GPT5-mini	83.33 \pm 17.00	100.00	333.60	92.50 \pm 8.29	95.00 \pm 5.00	140.04	51.43 \pm 46.42	54.29 \pm 47.47	205.20
GPT5-nano	66.67 \pm 4.71	100.00	361.40	90.00 \pm 12.25	92.50 \pm 12.99	157.64	64.29 \pm 36.20	64.29 \pm 36.20	100.85
GPT4.1	50.00 \pm 32.66	90.00 \pm 14.14	140.90	60.00 \pm 24.49	92.50 \pm 8.29	6537.75	30.00 \pm 32.95	95.71 \pm 7.28	3632.27
GPT4.1-mini	40.00 \pm 21.60	70.00 \pm 21.60	139.00	55.00 \pm 20.62	100.00	6373.95	32.86 \pm 34.11	98.57 \pm 3.50	2950.50
GPT4.1-nano	40.00 \pm 16.33	100.00	139.00	25.00 \pm 5.00	100.00	1787.75	20.00 \pm 33.38	100.00	1492.21
GPT4o	43.33 \pm 18.86	100.00	141.83	22.50 \pm 10.90	100.00	497.22	11.43 \pm 21.00	94.29 \pm 7.28	713.10
GPT4o-mini	6.67 \pm 4.71	100.00	139.00	25.00 \pm 11.18	100.00	68.60	1.43 \pm 3.50	98.57 \pm 3.50	892.06
o4 mini	83.33 \pm 9.43	90.00	294.24	100.00	100.00	125.99	65.71 \pm 34.17	77.14 \pm 22.50	106.72
o3	90.00 \pm 14.14	100.00	500.40	92.50 \pm 12.99	95.00 \pm 8.66	244.91	67.14 \pm 33.26	67.14 \pm 33.26	21.82
o3 mini	86.67 \pm 12.47	93.33 \pm 9.43	659.69	92.50 \pm 8.29	97.50 \pm 4.33	1211.04	67.14 \pm 31.04	78.57 \pm 25.31	3590.14
<i>Gemini Family (Proprietary)</i>									
Gemini-2.5-pro	83.33 \pm 9.43	100.00	139.00	97.50 \pm 4.33	97.50 \pm 4.33	1352.35	40.00 \pm 38.17	90.00 \pm 13.09	1566.50
Gemini-2.5-flash	70.00 \pm 21.60	76.67 \pm 20.55	89.90	57.50 \pm 8.29	60.00 \pm 7.07	437.38	31.43 \pm 33.99	92.86 \pm 10.30	2265.30
Gemini-2.5-flash-lite	30.00 \pm 16.33	100.00	200.07	47.50 \pm 14.79	97.50 \pm 4.33	6928.35	21.43 \pm 23.56	95.71 \pm 7.28	3951.26
Gemini-2.0-flash	43.33 \pm 17.00	100.00	180.60	30.00 \pm 24.49	100.00	2678.82	11.43 \pm 17.26	61.43 \pm 42.57	854.70
Gemini-2.0-flash-lite	26.67 \pm 17.00	90.00 \pm 8.16	140.70	20.00 \pm 10.00	97.50 \pm 4.33	4624.77	22.86 \pm 26.57	90.00 \pm 16.04	1115.83

Table 23: **Hard Suite Results - Table 2:** Performance of regular models on Sudoku, Cryptarithmic, and Matrix Chain Multiplication tasks. Each task reports Accuracy (Acc), Instruction-following (Inst) and average output Tokens with mean and standard deviation values. Results show average performance across different complexity variants within each task category.

Model (Param)	Modular Systems			Constraint Opt			Logic Grid Puzzles		
	Acc (%)	Inst (%)	Tokens	Acc (%)	Inst (%)	Tokens	Acc (%)	Inst (%)	Tokens
<i>Qwen Family (Qwen3)</i>									
Qwen3 (0.6B)	18.40 \pm 23.23	97.20 \pm 1.47	5520.66	14.20 \pm 10.74	100.00	5110.81	56.00 \pm 44.00	98.78 \pm 0.58	3413.56
Qwen3 (1.7B)	53.20 \pm 33.16	99.60 \pm 0.49	4855.61	14.20 \pm 7.83	100.00	5740.65	52.00 \pm 48.00	99.30 \pm 0.45	3949.75
Qwen3 (4B)	65.60 \pm 29.59	99.40 \pm 0.80	5010.25	8.60 \pm 8.31	100.00	6246.03	52.50 \pm 47.50	96.38 \pm 3.63	4350.69
Qwen3 (8B)	56.40 \pm 33.60	99.60 \pm 0.49	5390.77	18.20 \pm 28.55	100.00	6201.14	51.50 \pm 48.50	95.92 \pm 4.08	4453.73
Qwen3 (14B)	68.60 \pm 29.28	100.00	4852.27	31.00 \pm 38.58	100.00	5866.55	61.00 \pm 39.00	98.20 \pm 1.70	4217.58
Qwen3 (32B)	65.60 \pm 30.88	100.00	4931.32	36.60 \pm 35.31	100.00	5721.93	56.50 \pm 43.50	97.50 \pm 2.50	4209.59
Qwen3 (30B-MOE)	80.60 \pm 23.58	99.80 \pm 0.40	4200.79	22.00 \pm 35.87	100.00	6078.78	55.50 \pm 44.50	97.80 \pm 2.15	4195.41
Qwen3 (30B-MOE-t)	89.20 \pm 12.89	99.80 \pm 0.40	3586.24	21.00 \pm 32.93	100.00	6168.63	50.00 \pm 50.00	97.50 \pm 2.50	4542.49
Qwen3 (30B-MOE-i)	83.20 \pm 19.98	99.80 \pm 0.40	3655.26	72.60 \pm 26.34	100.00	4996.66	63.00 \pm 37.00	98.20 \pm 1.80	4082.00
Qwen3 (4B-t)	84.00 \pm 17.71	99.80 \pm 0.40	3658.34	16.00 \pm 26.71	100.00	6222.76	57.50 \pm 42.50	97.50 \pm 2.05	4943.09
<i>Qwen Family (Qwen2.5)</i>									
Qwen2.5 (0.5B)	0.40 \pm 0.80	69.80 \pm 8.45	2782.97	2.60 \pm 1.50	100.00	1547.82	0.50 \pm 0.50	89.85 \pm 2.35	2023.24
Qwen2.5 (1.5B)	2.20 \pm 3.92	93.00 \pm 4.38	1857.13	2.80 \pm 4.66	100.00	1499.47	11.00 \pm 2.00	89.72 \pm 1.18	1965.13
Qwen2.5 (3B)	3.00 \pm 4.56	92.40 \pm 6.47	2712.09	8.20 \pm 6.31	99.20 \pm 0.75	1547.12	21.50 \pm 11.50	98.22 \pm 0.03	807.39
Qwen2.5 (7B)	5.60 \pm 8.26	95.40 \pm 1.36	1926.47	22.40 \pm 12.22	100.00	1602.21	39.00 \pm 23.00	99.18 \pm 0.72	658.14
Qwen2.5 (14B)	8.40 \pm 12.45	95.20 \pm 2.79	2435.72	34.20 \pm 11.27	100.00	1095.80	50.50 \pm 36.50	99.90	600.59
Qwen2.5 (32B)	8.20 \pm 10.76	93.80 \pm 3.66	1950.33	40.60 \pm 16.60	99.80 \pm 0.40	1138.83	53.00 \pm 37.00	99.90 \pm 0.10	550.24
Qwen2.5 (72B)	10.60 \pm 14.73	97.20 \pm 0.75	2556.63	38.60 \pm 12.82	100.00	1336.84	62.50 \pm 35.50	100.00	687.72
Qwen2.5 (1.5B-m)	8.00 \pm 13.58	96.20 \pm 1.17	1523.49	2.20 \pm 2.64	100.00	1476.54	12.50 \pm 0.50	91.08 \pm 0.17	1305.73
Qwen2.5 (7B-m)	20.80 \pm 24.73	99.40 \pm 0.49	1712.29	4.20 \pm 4.96	100.00	1552.59	24.00 \pm 15.00	94.55 \pm 0.60	1705.94
Qwen2.5 (72B-m)	7.40 \pm 8.16	95.80 \pm 3.43	1567.37	7.00 \pm 3.74	100.00	1458.79	45.50 \pm 36.50	97.12 \pm 0.77	879.80
<i>Gemma Family</i>									
Gemma (1B)	0.40 \pm 0.80	89.80 \pm 3.97	2363.95	3.40 \pm 6.31	100.00	1002.60	0.50 \pm 0.50	90.48 \pm 1.17	466.94
Gemma (4B)	26.00 \pm 29.39	98.00 \pm 4.00	2571.10	20.00 \pm 20.98	100.00	1571.14	15.00 \pm 15.00	96.00 \pm 2.00	744.05
Gemma (12B)	20.00 \pm 26.08	72.00 \pm 19.39	3267.38	38.00 \pm 14.70	100.00	1206.82	65.00 \pm 25.00	99.50	664.05
Gemma (27B)	42.20 \pm 23.57	92.00 \pm 2.76	2470.36	52.80 \pm 14.30	100.00	1124.68	56.00 \pm 41.00	99.98 \pm 0.02	893.26
<i>Phi Family</i>									
Phi4 (14B)	10.40 \pm 14.64	87.60 \pm 4.59	2478.59	45.40 \pm 14.68	100.00	993.49	79.50 \pm 18.50	95.48 \pm 1.32	726.86
Phi4-reasoning+ (14B)	54.00 \pm 26.50	79.80 \pm 7.22	7381.98	32.00 \pm 35.64	100.00	6994.60	56.00 \pm 41.00	85.80 \pm 11.00	6678.41
Phi4-reasoning (14B)	55.80 \pm 30.75	83.60 \pm 10.05	6989.32	40.60 \pm 32.54	100.00	7150.18	66.00 \pm 18.00	92.30 \pm 3.65	6542.36
Phi4-mini-reasoning (3.8B)	42.20 \pm 33.46	99.20 \pm 1.17	5870.72	15.60 \pm 14.09	100.00	6713.40	52.00 \pm 48.00	98.18 \pm 1.42	4220.05
Phi3-mini (3.8B)	0.00	90.80 \pm 3.87	1037.66	13.00 \pm 6.03	98.80 \pm 1.94	801.48	54.50 \pm 3.50	90.92 \pm 4.43	820.04
Phi3-med (14B-4k)	0.40 \pm 0.80	96.60 \pm 1.85	839.70	15.20 \pm 6.73	99.40 \pm 0.80	789.56	47.50 \pm 29.50	99.38 \pm 0.22	582.48
Phi3-med (14B-128k)	0.20 \pm 0.40	91.40 \pm 2.24	947.50	17.40 \pm 9.31	99.20 \pm 0.75	877.94	56.50 \pm 28.50	98.92 \pm 1.07	575.08
<i>Llama Family</i>									
Llama-3.2 (1B)	0.00	78.40 \pm 9.50	3200.42	3.00 \pm 1.79	100.00	1763.54	4.00 \pm 3.00	92.35 \pm 1.05	1354.80
Llama-3.2 (3B)	0.00	94.00 \pm 3.35	2696.67	2.00 \pm 2.61	99.60 \pm 0.49	1297.29	24.00 \pm 10.00	97.82 \pm 0.13	972.02
Llama-3.1 (8B)	0.00	91.20 \pm 5.84	3474.99	13.60 \pm 6.44	99.80 \pm 0.40	1408.37	28.00 \pm 24.00	92.10 \pm 3.65	2831.85
Llama-3.1 (70B)	0.40 \pm 0.49	87.40 \pm 6.59	4310.14	25.80 \pm 6.49	100.00	1003.33	58.00 \pm 38.00	99.62 \pm 0.37	743.58
Llama-3.3 (70B)	2.00 \pm 4.00	97.20 \pm 1.17	1142.65	27.40 \pm 10.98	100.00	1105.34	60.00 \pm 39.00	100.00	733.30
Llama4-scout	0.40 \pm 0.49	6.20 \pm 3.97	191.85	41.00 \pm 8.49	100.00	1162.59	72.50 \pm 24.50	100.00	829.92
<i>Mistral Family</i>									
Mistral (7B)	0.00	87.80 \pm 4.40	2075.13	1.40 \pm 0.80	97.60 \pm 1.62	896.68	14.50 \pm 6.50	98.92 \pm 0.87	504.86
Ministral (8B)	1.40 \pm 1.85	94.40 \pm 2.58	1936.11	13.20 \pm 2.93	100.00	1117.54	36.50 \pm 17.50	99.82 \pm 0.07	547.00
Mistral-nemo (12B)	0.00	86.20 \pm 5.49	1961.18	6.60 \pm 1.02	98.80 \pm 0.75	639.16	35.00 \pm 25.00	99.72 \pm 0.27	398.98
Mixtral-8x7b	0.00	83.40 \pm 5.71	903.05	6.40 \pm 4.50	99.60 \pm 0.80	632.40	23.00 \pm 13.00	80.48 \pm 11.83	397.41
Mixtral-8x22b	0.80 \pm 1.17	87.60 \pm 5.00	1472.45	11.00 \pm 3.16	99.20 \pm 1.17	711.37	45.00 \pm 30.00	99.18 \pm 0.62	753.80
<i>Others</i>									
Smollm3 (3B)	39.40 \pm 34.23	93.60 \pm 4.03	5763.05	2.40 \pm 3.01	100.00	7099.07	51.50 \pm 45.50	96.58 \pm 2.72	3828.02
Smollm2 (1.7B)	0.00	71.80 \pm 8.28	1786.45	5.20 \pm 4.17	100.00	15.26	51.00 \pm 49.00	82.80 \pm 2.80	156.43
GPT-OSS (20B)	51.20 \pm 22.57	75.20 \pm 6.62	3803.05	58.60 \pm 34.12	99.80 \pm 0.40	4794.62	84.00 \pm 14.00	98.52 \pm 0.73	1292.30
GPT-OSS (120B)	86.60 \pm 8.52	94.80 \pm 2.64	2583.77	83.40 \pm 21.85	100.00	3912.25	90.00 \pm 10.00	96.42 \pm 0.53	531.68
<i>OpenAI Family (Proprietary)</i>									
GPT5	98.00 \pm 4.00	100.00	1770.24	100.00	100.00	36.92	75.00 \pm 25.00	99.75 \pm 0.25	521.69
GPT5-mini	100.00	100.00	1802.64	100.00	100.00	35.57	55.00 \pm 45.00	97.00 \pm 3.00	1115.52
GPT5-nano	100.00	100.00	932.52	100.00	100.00	37.28	65.00 \pm 35.00	87.50 \pm 3.50	311.87
GPT4.1	58.00 \pm 31.24	86.00 \pm 10.20	12393.80	86.00 \pm 14.97	100.00	7336.68	80.00 \pm 20.00	100.00	793.05
GPT4.1-mini	64.00 \pm 32.00	94.00 \pm 4.90	11230.96	94.00 \pm 8.00	100.00	2596.06	55.00 \pm 45.00	99.50	586.85
GPT4.1-nano	46.00 \pm 24.17	94.00 \pm 8.00	4076.72	50.00 \pm 18.97	100.00	1587.56	60.00 \pm 40.00	100.00	805.15
GPT4o	4.00 \pm 8.00	100.00	897.84	36.00 \pm 12.00	100.00	687.80	65.00 \pm 25.00	99.50 \pm 0.50	503.60
GPT4o-mini	8.00 \pm 11.66	100.00	1274.96	30.00 \pm 16.73	100.00	928.02	70.00 \pm 20.00	100.00	605.55
o4 mini	96.00 \pm 4.90	98.00 \pm 4.00	882.37	100.00	100.00	31.97	70.00 \pm 30.00	90.25 \pm 7.75	491.28
o3	100.00	100.00	1676.59	100.00	100.00	62.06	85.00 \pm 15.00	88.25 \pm 8.25	676.08
o3 mini	92.00 \pm 9.80	100.00	4044.00	96.00 \pm 4.90	100.00	1929.65	80.00 \pm 20.00	99.00 \pm 1.00	691.92
<i>Gemini Family (Proprietary)</i>									
Gemini-2.5-pro	100.00	100.00	1525.84	98.00 \pm 4.00	100.00	768.92	75.00 \pm 25.00	100.00	714.10
Gemini-2.5-flash	74.00 \pm 28.71	84.00 \pm 18.55	1452.50	96.00 \pm 8.00	100.00	1756.38	60.00 \pm 30.00	90.00 \pm 10.00	1059.70
Gemini-2.5-flash-lite	68.00 \pm 29.26	94.00 \pm 8.00	9432.86	88.00 \pm 11.66	100.00	3445.30	55.00 \pm 45.00	99.00 \pm 1.00	8559.65
Gemini-2.0-flash	26.00 \pm 24.17	74.00 \pm 16.25	2656.98	22.00 \pm 4.00	100.00	1832.40	55.00 \pm 45.00	100.00	614.50
Gemini-2.0-flash-lite	20.00 \pm 12.65	78.00 \pm 13.27	3299.12	54.00 \pm 24.17	100.00	1650.30	90.00 \pm 10.00	98.50 \pm 1.50	1022.85

Table 24: **Hard Suite Results - Table 3:** Performance of regular models on Modular Systems Solver, Constraint Optimization, and Logic Grid Puzzles tasks. Each task reports Accuracy (Acc), Instruction-following (Inst) and average output Tokens with mean and standard deviation values. Results show average performance across different complexity variants within each task category.

M PROMPTS USED FOR ALL HARD SUITE TASKS

This section describes the prompts developed for each of the hard suite tasks. Each prompt begins with a brief description of the task followed by the inputs. The constraints are listed if applicable, which is then followed by a detailed description of the required answer format.

Prompt Template for Boolean SAT Task

CHALLENGING BOOLEAN SATISFIABILITY (SAT) PROBLEM:

Find a truth assignment for variables $x_1, x_2, \dots, x_{\{\text{num_vars}\}}$ that satisfies this complex formula:

{formula}

LOGICAL OPERATORS:

- \vee means OR (disjunction)
- \wedge means AND (conjunction)
- \neg means NOT (negation)

SOLUTION FORMAT REQUIREMENTS:

Your answer must assign True/False to ALL {num_vars} variables.

REQUIRED FORMAT (STRICTLY FOLLOW THIS):

<answer>

{{1: True, 2: False, 3: True, ..., {num_vars}: True}}

</answer>

IMPORTANT FORMATTING NOTES:

- Use EXACTLY the format shown above inside <answer> tags.
- Use numbers (1, 2, 3...) NOT variable names (x_1, x_2, x_3).
- Use True/False (not true/false, 1/0, T/F).
- Include ALL {num_vars} variables in your answer.
- Do NOT use code blocks, markdown, or other formatting.

Prompt Template for Constraint Optimization Task

ADVANCED MULTI-CONSTRAINT RESOURCE ALLOCATION PROBLEM:

Your task: Select an optimal subset of projects to maximize total profit while satisfying all resource capacity constraints and additional requirements.

AVAILABLE RESOURCES:
{resources_str}

AVAILABLE PROJECTS:
{projects_str}

OPTIMIZATION OBJECTIVE:
Maximize total profit from selected projects.

CONSTRAINTS:
1. Resource capacity: Cannot exceed available capacity for any resource.
2. Dependencies: If a project has dependencies, all dependency projects must also be selected.

ANSWER FORMAT:
Provide your answer as a list of project IDs (numbers) in square brackets.

```
<answer>  
[project_id_1, project_id_2, project_id_3, ...]  
</answer>
```

Prompt Template for Cryptarithmic Task

Solve this challenging cryptarithmic puzzle:

{word1} {op_symbol} {word2} = {result_word}

Rules:

- Each letter represents a unique digit from 0 to 9.
- No two letters can have the same digit.
- Leading letters cannot be zero.

SOLUTION FORMAT REQUIREMENTS (STRICTLY FOLLOW THIS):
Your answer must assign digits to ALL letters.

REQUIRED FORMAT:
<answer>
{{"A": 1, "B": 2, "C": 3, ...}}
</answer>

- IMPORTANT FORMATTING NOTES:
- Use EXACTLY the format shown above inside <answer> tags.
 - Use double quotes around letter names: "A", "B", "C", etc.
 - Use actual digits: 1, 2, 3, etc. (not "1", "2", "3").
 - Include ALL letters in your answer.
 - Do NOT use code blocks, markdown, or other formatting.

Prompt Template for Graph Coloring Task

CHALLENGING GRAPH COLORING PROBLEM:

Your task: Color the vertices of a complex graph using exactly {chromatic_number} colors such that no two adjacent (connected) vertices have the same color.

GRAPH SPECIFICATION:

- {n} vertices numbered from 0 to $n - 1$ (expressed as {n-1} if you want a literal placeholder).
- {len(edges)} edges: {edges_str}.
- Minimum colors needed: {chromatic_number}.

COLORING RULES:

- Use exactly {chromatic_number} different colors.
- NO two vertices connected by an edge can have the same color.
- EVERY vertex must be assigned exactly one color.

FINAL ANSWER FORMAT:

End your response with the complete solution dictionary in this format:

```
<answer>
{{0: "Red", 1: "Blue", 2: "Green", 3: "Yellow", ..., {n-1}:
"ColorX"}}
</answer>
```

Prompt Template for Logic Grid Puzzles Task

You are solving a logic grid puzzle. This requires systematic logical reasoning and constraint satisfaction.

PUZZLE SETUP:

Grid Size: {size} × {size}
Categories: {categories}

CLUES:

[Constraint descriptions]

TASK: Use logical deduction to determine which person has which attributes in each category.

CRITICAL INSTRUCTIONS:

Present your final answer in ONE of these EXACT formats:

FORMAT 1 (PREFERRED - Use this exact structure):

```
\boxed{{
{person}: [{category}: [value], ...]
...}}
```

IMPORTANT FORMATTING NOTES:

- Replace [value] with the actual specific attribute.
- Use the exact person names from the entities list.
- Include ALL people and ALL their attributes.
- Make sure no two people share the same attribute value.

Prompt Template for Matrix Chain Multiplication Task

CHALLENGING MATRIX CHAIN MULTIPLICATION OPTIMIZATION PROBLEM:

Your task: Find the minimum number of scalar multiplications needed to compute the matrix product using optimal parenthesization.

PROBLEM SPECIFICATION:

- Number of matrices: {matrix_count}.
- Matrix dimensions: {matrix_descriptions}.

MATRIX MULTIPLICATION COST MODEL:

- To multiply two matrices of dimensions $(p \times q)$ and $(q \times r)$: cost = $p \times q \times r$ scalar multiplications.

DYNAMIC PROGRAMMING APPROACH:

This is a classic optimization problem that requires dynamic programming.

CRITICAL: ANSWER FORMAT REQUIREMENTS

To ensure your answer is correctly parsed, follow these EXACT formatting requirements:

1. ALWAYS provide your final answer in this precise format:

<answer>

[NUMERIC_VALUE_ONLY]

</answer>

2. REPLACE [NUMERIC_VALUE_ONLY] with ONLY the numeric value.

3. Example: If the answer is 1204480, write exactly:

<answer>1204480</answer>.

Prompt Template for Modular Systems Solver Task

ADVANCED MODULAR SYSTEMS PROBLEM:

Your task: Solve the following system of modular arithmetic equations and find the value of x that satisfies all conditions.

SYSTEM OF EQUATIONS:
[modular equations]

ADDITIONAL CONSTRAINTS:
[constraints]

MATHEMATICAL BACKGROUND:

- Modular arithmetic: $x \equiv a \pmod{m}$ means x leaves remainder a when divided by m .
- Use the Chinese Remainder Theorem for systems with coprime moduli.
- For non-coprime moduli, use the general solution method.

ANSWER FORMAT REQUIREMENTS:
Your response must end with your final numerical answer in one of these formats:

Option 1 (Preferred):
<answer>
[Your integer answer here]
</answer>

Option 2 (Alternative):
Therefore, $x =$ [Your integer answer here].

DO NOT end with intermediate calculations or parametric expressions.

Prompt Template for N-Queens Task

Solve the {n}-Queens problem: Place {n} queens on an {n} × {n} chessboard so that no two queens attack each other.

RULES:

- Queens attack horizontally, vertically, and diagonally.
- No two queens can be in the same row, column, or diagonal.
- You must place exactly {n} queens on the board (one queen per row).

CRITICAL: Your answer must contain exactly {n} numbers, each representing the column position (0 to $n - 1$) of the queen in that row.

SOLUTION FORMAT:

Provide your solution as a list of {n} column numbers. The first number is the column for row 0, the second for row 1, etc.

REQUIRED FORMAT - Use one of these:

- [col0, col1, col2, ...] ← PREFERRED
- Answer: [1, 3, 0, 2]
- Solution: [1, 3, 0, 2]

```
<answer>
[your {n} column numbers here]
</answer>
```

Prompt Template for Sudoku Task

Base Rules for {size} × {size} Sudoku:

- Fill the grid with numbers 1 to {size}.
- Each row must contain all numbers 1 to {size} exactly once.
- Each column must contain all numbers 1 to {size} exactly once.
- Each {box_dimensions} box must contain all numbers 1 to {size} exactly once.

PUZZLE GRID (0 represents empty cells):
{grid_representation}

SOLVING REQUIREMENTS:

- Provide the complete solved grid.
- Every cell must be filled with a number from 1 to {size}.
- Solution must satisfy all rules including additional constraints.

ANSWER FORMAT:

Provide your solution as a complete grid using one of these formats:

1. Grid format:

```
1 2 3 4
3 4 1 2
2 3 4 1
4 1 2 3
```

2. List format:

```
[[1,2,3,4],[3,4,1,2],[2,3,4,1],[4,1,2,3]]
```

Prompt Template for Tower of Hanoi Task

Solve this Tower of Hanoi puzzle with {num_disks} disks.

RULES:

1. Only one disk can be moved at a time.
2. A larger disk cannot be placed on top of a smaller disk.
3. Only the topmost disk on any peg can be moved.

INITIAL STATE:

Peg A: {initial['A']} (disk 1 is smallest, disk {num_disks} is largest)

Peg B: {initial['B']}

Peg C: {initial['C']}

GOAL: Move all disks from Peg A to Peg C.

Provide the complete sequence of moves. You can use any of these formats:

- "Move disk X from peg Y to peg Z"
- "Move X from Y to Z"
- "X: Y -> Z"
- "Transfer disk X from Y to Z"

<answer>

Move disk 1 from peg A to peg C

Move disk 2 from peg A to peg B

...

</answer>

N QUANTIZED MODELS COMPLETE RESULTS

This section details results for all easy, medium and hard suite tasks for the quantized Qwen models. There are 21 quantized models from the Qwen2.5 family and 17 quantized models from the Qwen3 family.

N.1 EASY SUITE

This section shows results from the quantized Qwen models for the easy suite tasks: absolute difference, comparison, division, even count, find maximum, find minimum, mean, median, mode, multiplication, odd count, sorting, subtraction, sum, second maximum, range, negative number count, unique elements count, maximum difference between adjacent elements, count elements greater than previous, sum of indices of maximum element, palandromic number count, longest increasing subsequence length task, sum of digits, count perfect squares, alternating sum , count multiples of K, local maxima count.

Model (Param)	Quant	Acc (%)	Inst (%)	Tokens	Model (Param)	Quant	Acc (%)	Inst (%)	Tokens
Qwen Family (Qwen3)					Qwen Family (Qwen2.5)				
Qwen3 (0.6B)	FP8	55.89	86.51	2767.9	Qwen2.5 (0.5B)	AWQ	19.31	83.06	1358.77
Qwen3 (0.6B)	GPTQ-8-Bit	56.40	84.33	2922.35	Qwen2.5 (0.5B)	GPTQ-4-Bit	12.77	77.70	478.00
Qwen3 (1.7B)	FP8	73.52	86.65	2918.16	Qwen2.5 (0.5B)	GPTQ-8-Bit	21.29	76.79	431.50
Qwen3 (1.7B)	GPTQ-4-Bit	73.07	86.30	2910.69	Qwen2.5 (1.5B)	AWQ	38.77	77.00	732.95
Qwen3 (4B)	AWQ	81.14	89.73	2891.68	Qwen2.5 (1.5B)	GPTQ-4-Bit	39.42	82.97	292.10
Qwen3 (4B)	FP8	84.36	91.92	2889.65	Qwen2.5 (1.5B)	GPTQ-8-Bit	43.67	86.64	264.30
Qwen3 (8B)	AWQ	83.01	90.52	3021.3	Qwen2.5 (3B)	AWQ	45.83	85.93	908.07
Qwen3 (8B)	FP8	83.10	90.08	2905.18	Qwen2.5 (3B)	GPTQ-4-Bit	41.94	90.97	301.00
Qwen3 (14B)	AWQ	87.98	94.17	2432.73	Qwen2.5 (3B)	GPTQ-8-Bit	48.65	91.99	341.90
Qwen3 (14B)	FP8	87.55	93.75	2415.34	Qwen2.5 (7B)	AWQ	66.52	97.94	471.66
Qwen3 (32B)	AWQ	87.02	93.34	2477.95	Qwen2.5 (7B)	GPTQ-4-Bit	58.03	96.00	291.90
Qwen3 (32B)	FP8	88.11	93.86	2544.64	Qwen2.5 (7B)	GPTQ-8-Bit	60.61	96.40	287.50
Qwen3 (30B-MOE)	FP8	88.83	94.43	2417.23	Qwen2.5 (14B)	AWQ	67.95	98.71	250.95
Qwen3 (30B-MOE-t)	FP8	90.30	96.67	2051.9	Qwen2.5 (14B)	GPTQ-4-Bit	60.94	96.69	240.90
Qwen3 (30B-MOE-i)	FP8	92.17	99.66	636.55	Qwen2.5 (14B)	GPTQ-8-Bit	63.86	97.89	261.20
Qwen3 (4B-t)	FP8	85.42	94.61	2603.79	Qwen2.5 (32B)	AWQ	77.84	99.72	254.54
Qwen3 (4B-i)	FP8	86.89	99.26	817.99	Qwen2.5 (32B)	GPTQ-4-Bit	72.67	99.37	260.50
					Qwen2.5 (32B)	GPTQ-8-Bit	73.08	99.20	261.90
					Qwen2.5 (72B)	AWQ	78.88	99.63	336.67
					Qwen2.5 (72B)	GPTQ-4-Bit	72.74	94.85	358.30
					Qwen2.5 (72B)	GPTQ-8-Bit	74.05	96.28	347.10

Table 25: **Easy Suite Results (Quantized):** Performance of quantized models on the Easy Suite benchmark tasks. Each model reports Accuracy (Acc), Instruction-following (Inst) and average output Tokens. The Quant column indicates the quantization method used.

N.2 MEDIUM SUITE

This section shows results from the quantized Qwen models for the medium suite tasks: algebraic sequence, complex pattern, fibonacci sequence, geometric sequence and prime sequence. These results are listed in tables 26 and 27.

N.3 HARD SUITE

This section shows results from the quantized Qwen models for the hard suite tasks: tower of hanoi, n-queens, graph coloring, boolean SAT, sudoku, cryptarithmic, matrix chain multiplication, modular systems, constraint optimization, and logic grid puzzles. These results are listed in tables 28, 29 and 30.

Model (Param)	Quant	algebraic_sequence			complex_pattern			fibonacci_sequence		
		Acc (Avg %)	Inst (Avg %)	Tokens (Avg)	Acc (Avg %)	Inst (Avg %)	Tokens (Avg)	Acc (Avg %)	Inst (Avg %)	Tokens (Avg)
Qwen Family (Qwen3)										
Qwen3 (0.6B)	FP8	28.40 \pm 4.72	100.00	21274.28	28.53 \pm 5.89	100.00	16403.45	17.20 \pm 5.11	100.00	5736.11
Qwen3 (0.6B)	GPTQ-8-Bit	27.80 \pm 3.82	100.00	6625.29	22.87 \pm 7.28	100.00	5987.01	16.20 \pm 5.08	100.00	5815.69
Qwen3 (1.7B)	FP8	40.00 \pm 2.53	100.00	16699.83	55.77 \pm 6.49	100.00	11925.78	50.80 \pm 6.79	100.00	5771.03
Qwen3 (1.7B)	GPTQ-4-Bit	31.60 \pm 3.01	100.00	6875.73	43.63 \pm 10.72	100.00	6367.90	50.60 \pm 10.13	100.00	5753.83
Qwen3 (4B)	AWQ	24.40 \pm 3.50	100.00	7303.17	52.01 \pm 6.49	100.00	5986.86	75.80 \pm 11.20	100.00	5427.01
Qwen3 (4B)	FP8	37.60 \pm 3.44	100.00	19555.70	73.37 \pm 11.35	100.00	10334.75	84.80 \pm 9.66	100.00	4996.51
Qwen3 (8B)	AWQ	37.00 \pm 7.62	100.00	17602.35	69.74 \pm 7.78	100.00	10958.16	80.80 \pm 8.35	100.00	5579.07
Qwen3 (8B)	FP8	39.60 \pm 4.72	100.00	16906.20	69.95 \pm 9.14	100.00	10851.68	88.00 \pm 8.00	100.00	5120.27
Qwen3 (14B)	AWQ	47.40 \pm 6.62	100.00	12727.66	82.75 \pm 13.35	100.00	7333.95	93.40 \pm 5.68	100.00	4437.96
Qwen3 (14B)	FP8	45.80 \pm 7.30	100.00	12493.45	83.38 \pm 12.83	100.00	7452.62	96.60 \pm 1.85	100.00	4213.44
Qwen3 (32B)	AWQ	39.80 \pm 3.97	100.00	6404.83	73.01 \pm 9.72	100.00	4735.68	96.40 \pm 2.94	100.00	3434.89
Qwen3 (32B)	FP8	41.00 \pm 5.48	100.00	6412.39	73.22 \pm 9.12	100.00	4943.28	96.00 \pm 3.16	100.00	3676.62
Qwen3 (30B-MOE)	FP8	36.20 \pm 6.71	100.00	6780.13	59.93 \pm 7.38	100.00	5501.37	97.40 \pm 1.36	100.00	3799.06
Qwen3 (30B-MOE-t)	FP8	40.80 \pm 1.17	100.00	5944.68	72.84 \pm 9.24	100.00	4459.33	98.60 \pm 1.85	100.00	3273.00
Qwen3 (30B-MOE-i)	FP8	46.20 \pm 3.97	100.00	5559.90	79.76 \pm 10.55	100.00	3442.94	98.00 \pm 1.41	100.00	1873.05
Qwen3 (4B-t)	FP8	40.00 \pm 3.29	100.00	6391.36	63.82 \pm 7.99	100.00	5619.65	89.60 \pm 10.69	100.00	4623.29
Qwen3 (4B-i)	FP8	42.60 \pm 3.72	100.00	5344.65	72.59 \pm 8.79	100.00	3588.75	85.40 \pm 6.28	100.00	2839.75
Qwen Family (Qwen2.5)										
Qwen2.5 (0.5B)	AWQ	11.20 \pm 5.31	100.00	2872.68	7.91 \pm 3.06	100.00	2470.38	3.80 \pm 1.47	100.00	1948.83
Qwen2.5 (0.5B)	GPTQ-4-Bit	11.80 \pm 0.75	100.00	3245.19	4.72 \pm 0.65	100.00	2801.58	5.60 \pm 2.06	100.00	2574.42
Qwen2.5 (0.5B)	GPTQ-8-Bit	8.20 \pm 2.23	100.00	3205.43	5.42 \pm 3.12	100.00	3363.70	4.40 \pm 1.02	100.00	2314.57
Qwen2.5 (1.5B)	AWQ	17.60 \pm 3.77	100.00	3309.25	9.97 \pm 4.51	100.00	2868.22	7.40 \pm 1.02	100.00	2565.16
Qwen2.5 (1.5B)	GPTQ-4-Bit	29.40 \pm 1.96	100.00	2495.16	9.78 \pm 2.76	100.00	2842.20	8.20 \pm 1.17	100.00	1823.57
Qwen2.5 (1.5B)	GPTQ-8-Bit	20.40 \pm 7.47	100.00	2364.81	12.15 \pm 3.10	100.00	2588.94	10.80 \pm 2.32	100.00	2100.21
Qwen2.5 (3B)	AWQ	32.60 \pm 1.85	100.00	1880.13	18.89 \pm 2.45	100.00	1642.93	13.60 \pm 3.01	100.00	1888.29
Qwen2.5 (3B)	GPTQ-4-Bit	33.60 \pm 8.69	100.00	1600.54	19.38 \pm 6.08	100.00	1738.58	12.60 \pm 1.36	100.00	2328.10
Qwen2.5 (3B)	GPTQ-8-Bit	24.60 \pm 5.57	100.00	1405.23	24.03 \pm 6.95	100.00	1302.74	13.00 \pm 2.83	100.00	1761.07
Qwen2.5 (7B)	AWQ	36.80 \pm 5.04	100.00	1350.69	41.15 \pm 5.93	100.00	783.19	20.20 \pm 5.11	100.00	584.48
Qwen2.5 (7B)	GPTQ-4-Bit	35.80 \pm 1.17	100.00	923.49	41.74 \pm 5.14	100.00	765.73	20.20 \pm 2.93	100.00	738.95
Qwen2.5 (7B)	GPTQ-8-Bit	38.40 \pm 2.73	100.00	1041.76	41.82 \pm 5.01	100.00	852.66	19.20 \pm 3.43	100.00	626.42
Qwen2.5 (14B)	AWQ	41.60 \pm 2.33	92.40 \pm 4.63	576.95	49.40 \pm 6.66	100.00	552.46	20.00 \pm 4.82	100.00	531.80
Qwen2.5 (14B)	GPTQ-4-Bit	40.60 \pm 2.15	94.20 \pm 5.38	736.45	50.15 \pm 4.30	100.00	578.50	26.40 \pm 4.50	100.00	600.36
Qwen2.5 (14B)	GPTQ-8-Bit	41.00 \pm 2.76	99.00 \pm 0.89	965.69	55.44 \pm 5.93	100.00	533.11	25.20 \pm 3.31	100.00	564.42
Qwen2.5 (32B)	AWQ	44.00 \pm 2.76	95.20 \pm 3.66	1147.58	53.97 \pm 8.95	100.00	507.63	38.60 \pm 12.16	100.00	543.80
Qwen2.5 (32B)	GPTQ-4-Bit	43.00 \pm 4.43	100.00	1210.72	55.84 \pm 7.89	100.00	530.96	35.80 \pm 14.27	100.00	599.57
Qwen2.5 (32B)	GPTQ-8-Bit	42.20 \pm 4.21	95.80 \pm 2.93	1160.28	51.48 \pm 8.44	100.00	550.56	37.80 \pm 12.58	100.00	577.53
Qwen2.5 (72B)	AWQ	41.80 \pm 2.93	100.00	935.78	49.91 \pm 8.08	100.00	826.94	37.80 \pm 11.89	100.00	928.50
Qwen2.5 (72B)	GPTQ-4-Bit	42.80 \pm 4.07	100.00	781.62	50.22 \pm 6.93	100.00	755.58	39.20 \pm 13.48	100.00	883.59
Qwen2.5 (72B)	GPTQ-8-Bit	43.00 \pm 4.69	100.00	841.55	52.97 \pm 8.62	100.00	753.84	39.80 \pm 12.89	100.00	907.20

Table 26: **Medium Suite Results - Table 3 (Quantized)**: Performance of quantized models on algebraic sequence, complex pattern, and fibonacci sequence tasks. Each task reports Accuracy (Acc), Instruction-following (Inst) and average output tokens with mean and standard deviation values. The Quant column indicates the quantization method used.

Model (Param)	Quant	geometric_sequence			prime_sequence		
		Acc (Avg %)	Inst (Avg %)	Tokens (Avg)	Acc (Avg %)	Inst (Avg %)	Tokens (Avg)
Qwen Family (Qwen3)							
Qwen3 (0.6B)	FP8	10.80 \pm 17.87	60.00 \pm 48.99	10990.97	11.80 \pm 5.04	100.00	19524.77
Qwen3 (0.6B)	GPTQ-8-Bit	10.00 \pm 19.50	60.00 \pm 48.99	3618.17	12.40 \pm 7.09	100.00	6434.31
Qwen3 (1.7B)	FP8	24.60 \pm 27.07	60.00 \pm 48.99	9217.75	31.40 \pm 10.59	100.00	16144.70
Qwen3 (1.7B)	GPTQ-4-Bit	18.80 \pm 27.07	60.00 \pm 48.99	3508.29	28.00 \pm 7.95	100.00	6776.63
Qwen3 (4B)	AWQ	33.80 \pm 31.28	60.00 \pm 48.99	3118.46	39.60 \pm 12.72	100.00	6257.97
Qwen3 (4B)	FP8	58.60 \pm 47.89	60.00 \pm 48.99	4573.26	44.60 \pm 9.83	100.00	18455.05
Qwen3 (8B)	AWQ	59.40 \pm 48.50	60.00 \pm 48.99	3564.32	68.20 \pm 6.37	100.00	12646.20
Qwen3 (8B)	FP8	58.60 \pm 47.91	60.00 \pm 48.99	4680.13	66.20 \pm 8.61	100.00	13505.22
Qwen3 (14B)	AWQ	60.00 \pm 48.99	60.00 \pm 48.99	3079.13	85.80 \pm 7.68	100.00	7374.38
Qwen3 (14B)	FP8	60.00 \pm 48.99	60.00 \pm 48.99	3470.55	87.60 \pm 6.97	100.00	7025.02
Qwen3 (32B)	AWQ	58.40 \pm 47.72	60.00 \pm 48.99	1306.35	88.20 \pm 3.25	100.00	3747.94
Qwen3 (32B)	FP8	58.00 \pm 47.50	60.00 \pm 48.99	1438.15	92.60 \pm 3.01	100.00	3584.84
Qwen3 (30B-MOE)	FP8	58.80 \pm 48.04	60.00 \pm 48.99	1948.30	74.40 \pm 3.83	100.00	4623.95
Qwen3 (30B-MOE-t)	FP8	57.40 \pm 47.06	60.00 \pm 48.99	1761.08	83.20 \pm 7.93	100.00	3676.55
Qwen3 (30B-MOE-i)	FP8	58.00 \pm 47.50	60.00 \pm 48.99	1656.18	90.00 \pm 2.10	100.00	2549.61
Qwen3 (4B-t)	FP8	55.00 \pm 45.23	60.00 \pm 48.99	2053.33	56.40 \pm 7.74	100.00	5370.33
Qwen3 (4B-i)	FP8	52.00 \pm 43.86	60.00 \pm 48.99	1930.58	66.00 \pm 13.64	100.00	3941.52
Qwen Family (Qwen2.5)							
Qwen2.5 (0.5B)	AWQ	0.00	60.00 \pm 48.99	1032.29	6.00 \pm 5.48	100.00	1529.81
Qwen2.5 (0.5B)	GPTQ-4-Bit	1.00 \pm 2.00	60.00 \pm 48.99	695.05	5.40 \pm 3.56	100.00	2799.51
Qwen2.5 (0.5B)	GPTQ-8-Bit	1.20 \pm 2.40	60.00 \pm 48.99	1629.77	5.80 \pm 2.32	100.00	2201.82
Qwen2.5 (1.5B)	AWQ	2.00 \pm 4.00	60.00 \pm 48.99	2671.43	11.40 \pm 4.72	100.00	1904.38
Qwen2.5 (1.5B)	GPTQ-4-Bit	8.80 \pm 17.60	60.00 \pm 48.99	845.43	16.80 \pm 2.99	100.00	1430.95
Qwen2.5 (1.5B)	GPTQ-8-Bit	5.80 \pm 8.91	60.00 \pm 48.99	842.13	16.00 \pm 5.22	100.00	1622.42
Qwen2.5 (3B)	AWQ	12.00 \pm 18.21	60.00 \pm 48.99	1034.24	19.00 \pm 4.38	100.00	1289.12
Qwen2.5 (3B)	GPTQ-4-Bit	12.00 \pm 21.55	60.00 \pm 48.99	873.76	20.40 \pm 4.54	100.00	1357.63
Qwen2.5 (3B)	GPTQ-8-Bit	18.00 \pm 23.09	60.00 \pm 48.99	720.84	23.00 \pm 6.78	100.00	1004.79
Qwen2.5 (7B)	AWQ	11.80 \pm 18.90	60.00 \pm 48.99	520.09	31.60 \pm 8.50	100.00	758.25
Qwen2.5 (7B)	GPTQ-4-Bit	17.00 \pm 19.87	60.00 \pm 48.99	449.39	32.80 \pm 9.77	100.00	671.76
Qwen2.5 (7B)	GPTQ-8-Bit	16.60 \pm 19.48	60.00 \pm 48.99	431.27	36.40 \pm 9.54	100.00	605.66
Qwen2.5 (14B)	AWQ	18.40 \pm 23.23	60.00 \pm 48.99	404.95	39.80 \pm 6.88	100.00	489.74
Qwen2.5 (14B)	GPTQ-4-Bit	20.00 \pm 24.88	60.00 \pm 48.99	325.71	35.40 \pm 10.21	100.00	593.88
Qwen2.5 (14B)	GPTQ-8-Bit	24.20 \pm 30.31	60.00 \pm 48.99	349.80	42.40 \pm 8.55	100.00	553.90
Qwen2.5 (32B)	AWQ	31.80 \pm 33.37	60.00 \pm 48.99	423.80	61.20 \pm 13.45	100.00	492.43
Qwen2.5 (32B)	GPTQ-4-Bit	35.40 \pm 35.10	60.00 \pm 48.99	490.42	49.00 \pm 9.72	100.00	522.55
Qwen2.5 (32B)	GPTQ-8-Bit	30.60 \pm 34.45	60.00 \pm 48.99	423.50	62.60 \pm 4.18	100.00	532.60
Qwen2.5 (72B)	AWQ	30.80 \pm 25.79	60.00 \pm 48.99	599.50	61.80 \pm 10.21	100.00	669.67
Qwen2.5 (72B)	GPTQ-4-Bit	25.40 \pm 25.07	60.00 \pm 48.99	735.26	55.60 \pm 12.13	100.00	702.28
Qwen2.5 (72B)	GPTQ-8-Bit	22.00 \pm 27.01	60.00 \pm 48.99	488.46	56.40 \pm 12.11	100.00	575.03

Table 27: **Medium Suite Results - Table 4 (Quantized):** Performance of quantized models on geometric sequence and prime sequence tasks. Each task reports Accuracy (Acc), Instruction-following (Inst) and average output tokens with mean and standard deviation values. The Quant column indicates the quantization method used.

Model (Param)	Quant	Tower of Hanoi			N-Queens			Graph Coloring			Boolean SAT		
		Acc (%)	Inst (%)	To-kens	Acc (%)	Inst (%)	To-kens	Acc (%)	Inst (%)	To-kens	Acc (%)	Inst (%)	To-kens
Qwen Family (Qwen3)													
Qwen3 (0.6B)	FP8	0.00	99.67±0.47	5463.12	5.25±9.09	59.75±34.82	4283.04	21.38±4.09	66.00±13.36	4733.38	12.14±18.26	38.14±25.32	6250.33
Qwen3 (0.6B)	GPTQ-8-Bit	0.00	99.50±0.76	5480.63	9.00±15.59	64.25±30.29	4502.49	21.38±3.87	65.13±12.70	4794.28	13.86±21.65	41.29±27.83	6222.15
Qwen3 (1.7B)	FP8	0.83	98.33±1.70	7520.97	6.75±11.12	68.75±29.89	7329.00	43.12±13.55	60.50±15.60	5157.57	34.00±27.64	60.71±32.66	6070.84
Qwen3 (1.7B)	GPTQ-4-Bit	1.67	98.67±1.11	7406.98	1.50±2.60	70.75±23.74	7177.62	44.00±11.88	60.62±15.23	5131.90	35.00±26.41	61.86±29.49	6072.88
Qwen3 (4B)	AWQ	23.67	99.83±0.37	6595.49	37.00±39.13	71.75±26.53	5976.78	49.75±15.46	66.12±20.16	4808.34	41.57±21.59	61.86±26.72	5824.43
Qwen3 (4B)	FP8	34.17	99.83±0.37	6282.96	36.50±39.96	70.25±25.99	6782.60	53.25±15.94	69.00±17.60	4805.03	48.14±21.03	67.86±26.05	5669.17
Qwen3 (8B)	AWQ	31.00	99.83±0.37	6585.72	35.25±40.26	64.75±30.59	6902.48	54.50±12.46	73.50±15.04	4666.66	45.57±21.31	61.14±26.99	5950.66
Qwen3 (8B)	FP8	36.17	100.00	6013.80	31.50±34.53	62.25±24.61	7115.98	60.38±14.05	75.88±15.99	4377.20	48.29±22.51	63.71±27.37	5825.29
Qwen3 (14B)	AWQ	45.50	99.83±0.37	5185.13	48.50±48.55	72.00±28.11	6049.83	67.00±12.72	81.38±12.80	4020.34	55.00±21.29	72.43±24.53	5416.95
Qwen3 (14B)	FP8	44.67	99.83±0.37	5603.48	45.25±45.75	65.00±28.48	6364.51	68.75±13.71	78.50±14.15	4022.59	55.14±20.90	69.29±25.37	5481.82
Qwen3 (32B)	AWQ	38.00	100.00	6112.60	29.50±32.13	56.50±31.19	7081.13	71.00±11.03	78.50±10.75	3990.54	65.00±18.09	80.25±24.10	4922.16
Qwen3 (32B)	FP8	40.50	99.33±0.94	6221.48	40.00±41.57	62.25±33.46	6384.54	71.12±9.96	80.62±10.92	4022.92	59.14±20.12	76.43±20.39	5240.55
Qwen3 (30B-MOE)	FP8	44.17	100.00	5292.36	39.50±40.56	62.00±31.26	7233.98	70.25±12.00	82.88±11.74	4188.84	54.43±22.93	67.86±28.10	5420.58
Qwen3 (30B-MOE-i)	FP8	41.17	75.50±21.70	6091.31	44.50±44.51	73.75±18.99	7343.03	62.25±7.26	82.62±12.41	4523.48	47.43±21.31	57.86±22.48	5984.35
Qwen3 (30B-MOE-i)	FP8	50.00	100.00	1086.68	47.00±47.01	91.25±7.73	5512.80	57.88±20.02	97.12±2.93	1799.18	19.86±10.84	100.00	56.00
Qwen3 (4B-i)	FP8	30.50	70.50±14.95	6734.85	44.75±45.15	82.00±12.41	7215.43	59.13±18.48	71.50±16.64	5052.40	33.57±17.74	48.86±23.17	6367.52
Qwen Family (Qwen2.5)													
Qwen2.5 (0.5B)	AWQ	0.00	100.00	3066.73	0.00	1.00±1.73	687.38	4.12±5.60	66.37±11.66	1949.74	1.86±2.75	58.14±4.76	3394.69
Qwen2.5 (0.5B)	GPTQ-4-Bit	0.00	100.00	496.43	0.00	0.50±0.50	3167.71	0.50±0.71	84.62±12.46	3351.17	1.86±3.36	89.00±4.34	2590.05
Qwen2.5 (0.5B)	GPTQ-8-Bit	0.00	100.00	2849.46	0.00	3.25±5.63	964.67	4.88±2.76	86.50±7.23	1478.87	2.57±4.20	100.00	90.93
Qwen2.5 (1.5B)	AWQ	0.00	100.00	3512.80	0.00	32.75±35.21	26.32	17.75±4.49	90.38±4.06	184.58	1.43±2.72	100.00	82.98
Qwen2.5 (1.5B)	GPTQ-4-Bit	0.00	100.00	3204.23	0.00	29.25±29.18	415.20	11.12±3.22	91.75±5.14	1096.08	2.57±4.75	100.00	177.84
Qwen2.5 (1.5B)	GPTQ-8-Bit	0.00	100.00	3432.24	0.00	64.00±21.08	153.15	14.00±3.43	65.50±18.51	455.66	2.00±3.02	100.00	196.02
Qwen2.5 (3B)	AWQ	0.00	100.00	1517.50	0.00	34.75±36.54	704.44	23.38±3.71	92.00±5.74	1133.04	3.14±3.04	100.00	56.00
Qwen2.5 (3B)	GPTQ-4-Bit	0.00	100.00	1013.15	0.00	46.75±31.46	618.72	26.50±5.12	94.38±2.00	941.99	3.29±4.53	100.00	56.00
Qwen2.5 (3B)	GPTQ-8-Bit	0.00	100.00	2497.84	0.00	35.25±26.26	885.49	27.62±4.50	94.12±3.59	1126.09	3.71±3.88	100.00	56.00
Qwen2.5 (7B)	AWQ	18.33±18.63	100.00	1086.33	0.00	44.25±44.87	327.21	31.62±5.00	98.75±0.83	931.18	8.29±8.48	100.00	1813.90
Qwen2.5 (7B)	GPTQ-4-Bit	23.33±5.22	100.00	2140.98	0.00	6.50±5.68	352.95	30.75±3.80	98.50±0.71	920.16	10.43±9.05	98.71±1.58	1632.99
Qwen2.5 (7B)	GPTQ-8-Bit	31.67±44.88	100.00	971.00	0.50±0.87	40.75±39.52	439.89	34.00±5.20	96.88±1.76	880.48	12.00±10.01	100.00	1579.03
Qwen2.5 (14B)	AWQ	10.83±24.22	100.00	1596.13	25.25±43.16	81.50±18.98	309.29	35.12±4.23	99.00±1.22	830.79	15.71±11.50	99.43±0.73	182.99
Qwen2.5 (14B)	GPTQ-4-Bit	33.33±47.14	100.00	1044.92	23.00±39.26	90.00±17.32	163.24	40.00±6.12	99.62±0.70	754.51	16.57±11.73	99.86±0.35	58.23
Qwen2.5 (14B)	GPTQ-8-Bit	35.67±42.87	100.00	1261.52	12.50±19.41	96.25±5.40	242.53	39.62±4.30	99.00±2.00	802.51	17.14±12.18	100.00	58.48
Qwen2.5 (32B)	AWQ	20.50±32.14	100.00	1340.56	11.25±19.49	77.25±39.40	275.33	43.88±3.52	99.12±1.05	494.68	22.86±13.92	99.71±0.70	56.86
Qwen2.5 (32B)	GPTQ-4-Bit	24.17±35.80	100.00	1373.22	14.50±25.11	92.75±9.42	290.68	45.00±5.07	99.50±0.71	501.28	22.86±13.44	99.14±2.10	56.47
Qwen2.5 (32B)	GPTQ-8-Bit	44.50±45.25	99.67±0.75	643.13	1.50±2.60	100.00	327.30	47.38±7.21	99.00±1.22	500.69	23.00±14.48	96.00±8.64	55.98
Qwen2.5 (72B)	AWQ	66.67±47.14	100.00	1002.04	15.00±15.26	100.00	560.46	44.00±4.82	99.00±1.32	1003.66	23.29±13.88	100.00	56.00
Qwen2.5 (72B)	GPTQ-4-Bit	66.67±47.14	100.00	1093.43	19.50±33.77	100.00	514.67	45.62±7.50	99.25±0.83	978.35	23.29±12.03	100.00	56.00
Qwen2.5 (72B)	GPTQ-8-Bit	66.67±47.14	100.00	1014.67	24.25±42.00	100.00	530.45	44.75±8.29	99.50±1.32	958.04	23.71±13.54	100.00	56.00

Table 28: **Hard Suite Results - Table 4 (Quantized):** Performance of quantized models on Tower of Hanoi (3-8 disks), N-Queens (6-16 boards), Graph Coloring, and Boolean SAT tasks. Each task reports Accuracy (Acc), Instruction-following (Inst) and average output Tokens with mean and standard deviation values. The Quant column indicates the quantization method used.

Model (Param)	Quant	Sudoku			Cryptarithmic			Matrix Chain Mult		
		Acc (%)	Inst (%)	Tokens	Acc (%)	Inst (%)	Tokens	Acc (%)	Inst (%)	Tokens
Qwen Family (Qwen3)										
Qwen3 (0.6B)	FP8	8.33 \pm 10.40	50.00 \pm 32.63	6674.57	0.00	72.70 \pm 2.43	7582.89	0.57 \pm 1.40	60.00 \pm 22.78	5998.84
Qwen3 (0.6B)	GPTQ-8-Bit	9.33 \pm 10.37	50.67 \pm 30.64	6606.01	0.00	68.12 \pm 1.90	7581.98	0.71 \pm 1.75	57.86 \pm 27.03	6170.23
Qwen3 (1.7B)	FP8	25.33 \pm 22.43	60.67 \pm 25.75	6355.39	12.53 \pm 2.65	93.14 \pm 4.00	7530.10	5.71 \pm 13.59	63.14 \pm 19.60	6415.98
Qwen3 (1.7B)	GPTQ-4-Bit	29.67 \pm 26.60	63.33 \pm 25.30	6351.12	18.66 \pm 10.38	94.42 \pm 3.63	7422.59	5.71 \pm 14.00	67.71 \pm 18.69	6373.56
Qwen3 (4B)	AWQ	18.00 \pm 15.12	50.00 \pm 33.95	6093.28	32.69 \pm 11.72	91.52 \pm 3.85	7176.13	21.71 \pm 35.26	90.86 \pm 9.06	5560.74
Qwen3 (4B)	FP8	20.67 \pm 10.78	64.33 \pm 32.17	6111.39	35.10 \pm 15.73	94.74 \pm 3.44	7173.53	23.43 \pm 37.41	92.86 \pm 11.41	5599.98
Qwen3 (8B)	AWQ	20.00 \pm 16.08	53.00 \pm 34.41	6415.16	37.96 \pm 16.66	93.44 \pm 2.99	7143.45	23.57 \pm 37.69	90.00 \pm 13.58	5764.19
Qwen3 (8B)	FP8	27.00 \pm 22.11	59.00 \pm 31.97	6248.24	38.29 \pm 16.42	97.04 \pm 1.87	7010.01	25.57 \pm 38.00	94.00 \pm 9.27	5466.10
Qwen3 (14B)	AWQ	34.67 \pm 34.59	56.67 \pm 33.00	5885.34	38.18 \pm 13.47	97.73 \pm 1.48	7112.25	31.86 \pm 40.08	94.71 \pm 7.78	5170.30
Qwen3 (14B)	FP8	36.00 \pm 35.81	60.00 \pm 31.44	5728.08	39.57 \pm 14.10	97.72 \pm 0.89	7060.02	29.86 \pm 39.68	95.43 \pm 7.35	5258.91
Qwen3 (32B)	AWQ	33.00 \pm 31.02	57.33 \pm 32.74	5879.27	40.42 \pm 15.19	97.32 \pm 1.84	7065.38	29.00 \pm 42.08	94.57 \pm 8.40	5269.96
Qwen3 (32B)	FP8	34.00 \pm 32.38	54.67 \pm 35.16	5956.54	42.88 \pm 14.73	98.67 \pm 1.35	6959.78	28.86 \pm 39.85	94.43 \pm 8.91	5173.60
Qwen3 (30B-MOE)	FP8	39.00 \pm 31.89	64.00 \pm 27.76	5827.42	43.31 \pm 16.55	95.84 \pm 3.54	6819.25	28.71 \pm 40.07	96.14 \pm 6.38	5148.07
Qwen3 (30B-MOE-t)	FP8	33.33 \pm 24.64	66.00 \pm 24.10	6047.80	31.32 \pm 10.74	97.96 \pm 2.33	6940.92	29.00 \pm 39.79	94.57 \pm 8.73	4947.41
Qwen3 (30B-MOE-i)	FP8	34.67 \pm 20.81	100.00	139.00	21.96 \pm 10.85	100.00	240.95	40.20 \pm 36.72	93.00 \pm 8.72	2446.49
Qwen3 (4B-t)	FP8	10.67 \pm 8.99	71.00 \pm 28.65	6573.17	29.98 \pm 8.15	98.75 \pm 1.30	7173.00	19.29 \pm 33.74	96.14 \pm 5.89	5558.77
Qwen Family (Qwen2.5)										
Qwen2.5 (0.5B)	AWQ	1.33 \pm 1.89	82.33 \pm 11.09	708.09	0.00	40.27 \pm 2.66	5504.85	0.00	28.57 \pm 10.86	3804.62
Qwen2.5 (0.5B)	GPTQ-4-Bit	0.33 \pm 0.47	78.00 \pm 12.83	2440.74	0.00	71.51 \pm 3.68	3839.77	0.00	31.71 \pm 12.36	3160.99
Qwen2.5 (0.5B)	GPTQ-8-Bit	1.00 \pm 1.41	99.33 \pm 0.47	172.20	0.00	74.71 \pm 4.38	3895.02	0.14 \pm 0.35	24.14 \pm 8.03	2636.68
Qwen2.5 (1.5B)	AWQ	0.67 \pm 0.94	99.00 \pm 0.82	133.36	0.00	100.00	368.82	0.00	98.00 \pm 3.07	143.67
Qwen2.5 (1.5B)	GPTQ-4-Bit	1.33 \pm 1.89	92.00 \pm 5.72	137.86	2.74 \pm 2.60	85.05 \pm 4.03	2201.09	0.14 \pm 0.35	82.14 \pm 13.13	1677.16
Qwen2.5 (1.5B)	GPTQ-8-Bit	2.67 \pm 2.49	96.00 \pm 3.74	137.95	0.00	100.00	81.07	0.14 \pm 0.35	84.14 \pm 7.85	1360.08
Qwen2.5 (3B)	AWQ	1.00 \pm 1.41	100.00	136.54	0.00	100.00	58.12	0.14 \pm 0.35	92.00 \pm 6.28	1252.64
Qwen2.5 (3B)	GPTQ-4-Bit	1.00 \pm 1.41	100.00	138.83	0.00	98.45 \pm 1.10	676.05	0.29 \pm 0.70	93.00 \pm 5.10	999.14
Qwen2.5 (3B)	GPTQ-8-Bit	1.00 \pm 1.41	100.00	138.84	19.97 \pm 12.91	100.00	56.37	0.29 \pm 0.70	93.86 \pm 6.62	1215.44
Qwen2.5 (7B)	AWQ	3.67 \pm 4.50	99.67 \pm 0.47	155.38	19.44 \pm 10.66	100.00	178.93	1.86 \pm 4.16	99.86 \pm 0.35	1124.16
Qwen2.5 (7B)	GPTQ-4-Bit	5.00 \pm 6.38	99.33 \pm 0.47	142.44	0.00	100.00	62.27	0.14 \pm 0.35	100.00	713.55
Qwen2.5 (7B)	GPTQ-8-Bit	7.33 \pm 6.13	95.33 \pm 5.91	144.00	20.47 \pm 11.82	100.00	107.58	1.00 \pm 2.07	99.86 \pm 0.35	1264.41
Qwen2.5 (14B)	AWQ	6.33 \pm 1.70	93.33 \pm 4.78	265.68	21.62 \pm 13.39	100.00	104.96	4.71 \pm 9.60	99.71 \pm 0.45	943.10
Qwen2.5 (14B)	GPTQ-4-Bit	6.00 \pm 2.45	92.00 \pm 7.48	530.56	20.64 \pm 11.99	100.00	57.72	3.29 \pm 5.97	99.71 \pm 0.45	815.34
Qwen2.5 (14B)	GPTQ-8-Bit	7.67 \pm 1.25	92.33 \pm 7.04	563.52	19.77 \pm 11.38	100.00	76.90	3.86 \pm 6.62	100.00	985.67
Qwen2.5 (32B)	AWQ	28.67 \pm 18.08	97.33 \pm 2.49	388.67	22.00 \pm 9.82	100.00	145.62	8.14 \pm 16.15	99.86 \pm 0.35	996.87
Qwen2.5 (32B)	GPTQ-4-Bit	28.67 \pm 20.37	94.33 \pm 6.60	502.85	21.59 \pm 14.15	100.00	145.98	7.43 \pm 14.12	100.00	1095.32
Qwen2.5 (32B)	GPTQ-8-Bit	29.00 \pm 19.82	96.00 \pm 4.97	441.09	23.19 \pm 12.42	100.00	58.88	9.43 \pm 14.89	100.00	1104.34
Qwen2.5 (72B)	AWQ	30.33 \pm 18.70	99.00 \pm 0.82	384.12	18.66 \pm 11.02	100.00	65.40	8.86 \pm 15.22	99.71 \pm 0.45	1037.56
Qwen2.5 (72B)	GPTQ-4-Bit	30.67 \pm 17.99	99.33 \pm 0.94	368.24	0.00	100.00	57.42	9.00 \pm 15.80	100.00	1074.56
Qwen2.5 (72B)	GPTQ-8-Bit	31.67 \pm 22.87	99.33 \pm 0.94	413.07	19.58 \pm 12.47	100.00	57.99	10.29 \pm 15.13	99.71 \pm 0.45	1065.92

Table 29: **Hard Suite Results - Table 5 (Quantized)**: Performance of quantized models on Sudoku, Cryptarithmic, and Matrix Chain Multiplication tasks. Each task reports Accuracy (Acc), Instruction-following (Inst) and average output Tokens with mean and standard deviation values. The Quant column indicates the quantization method used.

Model (Param)	Quant	Modular Systems		Constraint Opt			Logic Grid Puzzles			
		Acc (%)	Inst (%)	Tokens	Acc (%)	Inst (%)	Tokens	Acc (%)	Inst (%)	Tokens
Qwen Family (Qwen3)										
Qwen3 (0.6B)	FP8	18.40 \pm 24.37	97.80 \pm 1.60	5538.04	9.20 \pm 9.68	100.00	5099.27	50.00 \pm 44.00	98.50 \pm 1.05	3168.59
Qwen3 (0.6B)	GPTQ-8-Bit	19.00 \pm 21.64	97.20 \pm 2.79	5487.87	14.40 \pm 12.42	99.80 \pm 0.40	5209.77	52.50 \pm 47.50	98.42 \pm 0.87	3318.98
Qwen3 (1.7B)	FP8	46.20 \pm 27.47	99.80 \pm 0.40	4999.31	11.40 \pm 7.71	100.00	5755.14	51.50 \pm 47.50	99.15 \pm 0.35	3881.58
Qwen3 (1.7B)	GPTQ-4-Bit	52.40 \pm 34.67	99.60 \pm 0.49	4905.19	13.20 \pm 9.09	100.00	5642.86	52.00 \pm 47.00	99.25 \pm 0.45	3921.40
Qwen3 (4B)	AWQ	70.20 \pm 27.32	99.80 \pm 0.40	4566.54	8.20 \pm 6.08	100.00	6148.89	54.50 \pm 45.50	93.60 \pm 6.40	4395.16
Qwen3 (4B)	FP8	62.20 \pm 32.76	99.80 \pm 0.40	4985.17	12.60 \pm 12.86	100.00	6269.92	52.00 \pm 48.00	96.22 \pm 3.78	4383.58
Qwen3 (8B)	AWQ	55.40 \pm 32.75	99.60 \pm 0.49	5536.65	14.40 \pm 22.90	100.00	6347.34	50.50 \pm 49.50	97.12 \pm 2.88	4564.80
Qwen3 (8B)	FP8	59.40 \pm 33.65	100.00	5406.87	19.80 \pm 31.08	100.00	6132.47	54.00 \pm 46.00	96.80 \pm 3.15	4455.34
Qwen3 (14B)	AWQ	73.80 \pm 28.10	99.80 \pm 0.40	4412.60	34.40 \pm 36.70	100.00	5812.77	63.00 \pm 37.00	98.00 \pm 2.00	4095.99
Qwen3 (14B)	FP8	68.00 \pm 29.39	100.00	4689.75	31.20 \pm 37.10	100.00	5857.78	56.00 \pm 44.00	97.90 \pm 2.05	4249.72
Qwen3 (32B)	AWQ	69.40 \pm 29.57	100.00	4780.13	35.80 \pm 32.15	100.00	5738.49	55.00 \pm 45.00	97.00 \pm 3.00	4094.82
Qwen3 (32B)	FP8	66.80 \pm 31.52	99.80 \pm 0.40	4897.91	32.60 \pm 35.26	100.00	5706.74	55.00 \pm 45.00	97.58 \pm 2.42	4187.50
Qwen3 (30B-MOE)	FP8	79.60 \pm 22.74	99.80 \pm 0.40	4281.36	22.40 \pm 33.33	100.00	6090.81	56.00 \pm 44.00	98.05 \pm 1.95	4206.88
Qwen3 (30B-MOE-t)	FP8	90.80 \pm 10.36	99.80 \pm 0.40	3576.54	21.40 \pm 32.17	100.00	6174.13	51.00 \pm 49.00	97.50 \pm 2.45	4532.64
Qwen3 (30B-MOE-i)	FP8	87.00 \pm 13.96	99.60 \pm 0.49	3579.48	74.40 \pm 22.67	100.00	4939.17	66.00 \pm 34.00	98.28 \pm 1.72	4040.66
Qwen3 (4B-t)	FP8	82.00 \pm 18.98	99.80 \pm 0.40	3676.09	19.40 \pm 28.15	100.00	6230.31	55.50 \pm 44.50	97.25 \pm 1.95	5087.57
Qwen Family (Qwen2.5)										
Qwen2.5 (0.5B)	AWQ	0.00	34.00 \pm 9.01	3626.31	0.00	100.00	1513.77	0.00	89.68 \pm 0.73	2165.04
Qwen2.5 (0.5B)	GPTQ-4-Bit	0.00	46.40 \pm 9.93	3999.96	0.20 \pm 0.40	100.00	1454.63	0.50 \pm 0.50	89.78 \pm 4.18	1673.02
Qwen2.5 (0.5B)	GPTQ-8-Bit	0.40 \pm 0.80	67.80 \pm 11.07	2915.02	2.00 \pm 1.55	100.00	1838.12	2.50 \pm 1.50	88.78 \pm 3.73	2044.32
Qwen2.5 (1.5B)	AWQ	0.20 \pm 0.40	84.40 \pm 4.03	3265.28	1.20 \pm 1.17	99.80 \pm 0.40	1357.99	54.50 \pm 45.50	80.68 \pm 0.67	138.55
Qwen2.5 (1.5B)	GPTQ-4-Bit	0.60 \pm 0.80	85.80 \pm 3.97	1851.38	4.20 \pm 2.48	99.60 \pm 0.80	1385.55	8.50 \pm 1.50	92.68 \pm 0.93	2323.44
Qwen2.5 (1.5B)	GPTQ-8-Bit	1.40 \pm 2.33	89.40 \pm 4.76	2261.51	4.60 \pm 6.77	99.00 \pm 0.63	1533.45	15.00 \pm 7.00	89.58 \pm 0.33	1803.18
Qwen2.5 (3B)	AWQ	2.00 \pm 2.28	87.00 \pm 7.13	2610.26	7.60 \pm 6.44	98.60 \pm 0.80	1272.99	17.50 \pm 3.50	92.00 \pm 1.20	961.05
Qwen2.5 (3B)	GPTQ-4-Bit	2.20 \pm 3.12	92.20 \pm 2.99	2502.15	9.00 \pm 8.83	99.60 \pm 0.49	1564.33	13.00 \pm 6.00	96.85 \pm 0.05	1536.94
Qwen2.5 (3B)	GPTQ-8-Bit	4.40 \pm 6.59	91.20 \pm 6.49	2790.90	9.20 \pm 6.97	99.80 \pm 0.40	1642.15	18.00 \pm 11.00	97.88 \pm 0.58	854.54
Qwen2.5 (7B)	AWQ	4.60 \pm 6.74	90.20 \pm 5.04	2370.14	16.40 \pm 7.39	100.00	1933.54	40.00 \pm 16.00	99.48 \pm 0.52	906.64
Qwen2.5 (7B)	GPTQ-4-Bit	7.00 \pm 9.59	94.80 \pm 3.37	1983.95	17.60 \pm 8.45	100.00	1703.21	39.00 \pm 14.00	99.90	631.76
Qwen2.5 (7B)	GPTQ-8-Bit	5.40 \pm 7.28	96.40 \pm 2.33	1910.68	21.80 \pm 11.84	100.00	1685.38	38.00 \pm 22.00	99.35 \pm 0.55	630.28
Qwen2.5 (14B)	AWQ	4.20 \pm 5.98	93.20 \pm 3.19	2243.11	26.20 \pm 10.53	100.00	1104.20	62.00 \pm 24.00	100.00	631.34
Qwen2.5 (14B)	GPTQ-4-Bit	5.80 \pm 8.40	93.40 \pm 3.88	2608.66	30.20 \pm 12.11	100.00	1183.05	60.50 \pm 29.50	99.20 \pm 0.80	858.16
Qwen2.5 (14B)	GPTQ-8-Bit	10.40 \pm 16.01	94.80 \pm 2.04	2557.40	33.80 \pm 9.17	100.00	1087.93	50.50 \pm 39.50	100.00	614.85
Qwen2.5 (32B)	AWQ	8.00 \pm 12.28	94.00 \pm 4.43	2195.49	36.40 \pm 14.49	100.00	1177.24	56.50 \pm 39.50	99.40 \pm 0.60	688.36
Qwen2.5 (32B)	GPTQ-4-Bit	7.40 \pm 12.35	94.20 \pm 6.18	1843.68	33.00 \pm 16.30	100.00	1070.09	55.00 \pm 34.00	99.75 \pm 0.15	524.78
Qwen2.5 (32B)	GPTQ-8-Bit	9.00 \pm 12.18	94.80 \pm 4.96	1895.26	41.00 \pm 16.36	99.80 \pm 0.40	1114.32	47.50 \pm 39.50	99.80 \pm 0.10	569.12
Qwen2.5 (72B)	AWQ	8.20 \pm 11.25	96.60 \pm 3.01	2611.08	36.60 \pm 12.22	100.00	1312.72	52.50 \pm 39.50	99.80 \pm 0.20	753.87
Qwen2.5 (72B)	GPTQ-4-Bit	10.20 \pm 12.09	98.00 \pm 1.26	2730.00	39.80 \pm 13.86	100.00	1256.61	66.00 \pm 28.00	100.00	762.17
Qwen2.5 (72B)	GPTQ-8-Bit	11.00 \pm 13.59	97.80 \pm 0.98	2574.55	37.00 \pm 10.97	100.00	1339.18	61.00 \pm 35.00	100.00	683.10

Table 30: **Hard Suite Results - Table 6 (Quantized)**: Performance of quantized models on Modular Systems Solver, Constraint Optimization, and Logic Grid Puzzles tasks. Each task reports Accuracy (Acc), Instruction-following (Inst) and average output Tokens with mean and standard deviation values. The Quant column indicates the quantization method used.