

SandCell: Sandboxing Rust Beyond Unsafe Code

Jialun Zhang
Pennsylvania State University

Merve Gülmez
Ericsson Security Research

Thomas Nyman
Ericsson Product Security

Gang Tan
Pennsylvania State University

Abstract

Rust is a modern systems programming language that ensures memory safety by enforcing ownership and borrowing rules at compile time. While the `unsafe` keyword allows programmers to bypass these restrictions, it introduces significant risks. Various approaches for isolating unsafe code to protect safe Rust from vulnerabilities have been proposed, yet these methods provide only fixed isolation boundaries and do not accommodate expressive policies that require sandboxing both safe and unsafe code. This paper presents *SandCell* for flexible and lightweight isolation in Rust by leveraging existing syntactic boundaries. *SandCell* allows programmers to specify which components to sandbox with minimal annotation effort, enabling fine-grained control over isolation. The system also introduces novel techniques to minimize overhead when transferring data between sandboxes. Our evaluation demonstrates *SandCell*'s effectiveness in preventing vulnerabilities across various Rust applications while maintaining reasonable performance overheads.

1 Introduction

Rust is a modern system programming language that provides memory-safety by enforcing strict ownership and borrowing rules at compile time. However, in practice, not all Rust programs fully benefit from compiler-enforced memory safety. For example, pre-compiled Rust libraries or libraries written in other programming languages must be called via **foreign-function interfaces (FFIs)** which the compiler cannot analyze. Also, because the analysis is conservative, some valid, memory-safe Rust programs will fail to type check. Rust provides an *unsafe* language superset that allows an “escape hatch” from the compiler-enforced safety analysis.

However, unsafe code is generally hard to get right and has become a common source of bugs in Rust [56]. To write correct unsafe code, programmers need to manually maintain the Rust ownership and borrowing rules and other safety invariants expected by the Rust compiler in the unsafe code block.

For example, Rust developers must correctly annotate the lifetime of objects beyond the **FFI** boundary, and ensure any necessary preconditions necessary for memory-safe execution of C functions are met. Failure to meet these expectations can lead to memory-safety vulnerabilities [5, 30].

Even without unsafe code, safe Rust is not immune to memory-safety issues. For example, a long-existing soundness bug [4] in the type checking of `rustc` (the official compiler of Rust) allows programmers to arbitrarily expand the lifetime of a reference in safe Rust, which can lead to dangling references. Similarly, the Rust standard library is generally considered part of the safe Rust ecosystem. But given the common use of unsafe code in the standard library, it might contain memory vulnerabilities as well [1, 8, 9].

Given these challenges, there is interest in mitigating lingering memory-safety issues by compartmentalizing Rust programs. A natural idea is to isolate unsafe code from safe code to prevent memory vulnerabilities from affecting the safe subset of the program [18, 20, 39, 48, 53]. These approaches categorize memory objects into safe and unsafe categories according to how they are accessed. Unsafe objects are then placed in a separate compartment, preventing bugs in unsafe code from directly affecting safe objects.

These approaches are, however, limited in several ways. First, their isolation boundary is fixed between safe and unsafe code. In some scenarios discussed in §3, this boundary is not expressive enough to accommodate fit-for-purpose isolation policies. Second, these approaches do not support separate sandbox instances for different executions of the same piece of code; all executions of the code would execute within one sandbox and share its privileges and runtime data. As a result, they would not support, for example, isolation between handling different requests in a web server, where a separate sandbox is needed for each request, so one request’s handler cannot interfere with the handlers of other requests.

Third, by putting all safe code into the trusted computing base (TCB), all prior approaches are inherently vulnerable to soundness bugs in the `rustc` as mentioned earlier. Furthermore, prior approaches consider the standard library as part

of the TCB, despite the presence of unsafe code in it.

This paper and contributions. To address these shortcomings of state-of-the-art compartmentalization solutions for Rust, we propose *SandCell*, a compiler-based approach with three novel properties. Firstly, to allow flexible isolation boundaries while minimizing developers’ effort on annotation, *SandCell* leverages syntactic boundaries that already exist in the program (e.g., functions and libraries, called “crates” in Rust¹) to let developers specify functions, types, or crates as sandboxes. We refer to sandboxes derived from such syntactic boundaries as *syntactic sandbox instances*. *SandCell* automatically partitions a Rust application into distinct compartments according to such syntactic instances and inserts sandbox-switching code to enforce the isolation.

To address the second shortcoming, *SandCell* allows sandboxes to be *transient*; i.e., every time a certain piece of sandboxed code is invoked, a new *run-time instance* of the sandbox is created, so that different execution instances of the same code are prevented from accessing each other’s data. This allows *SandCell* to isolate, for example, the handling of one web request from others requests in a web server.

Finally, *SandCell* creates isolation boundaries according to developer specifications and does not distinguish between safe and unsafe code. This ensures that the isolation policy defined using *SandCell* can effectively confine exploits arising from soundness bugs in *rustc* or memory vulnerabilities in the standard library implementation.

In summary, we make the following contributions:

- A compiler-based analysis allowing for users to specify syntactic instances of sandboxes for fine-grained and automated sandboxing of Rust functions, types, modules, and entire crates. We discuss the motivation and challenges in § 3 and the design in § 5.
- Run-time instance sandboxing, which isolates different executions of the same code from each other. We motivate the need in § 3 and describe the design in § 5.
- *SandCell*, a general-purpose and highly-automated sandboxing tool for Rust supporting both syntactic instance and run-time instance sandboxing.
- We evaluate *SandCell* on several real-world Rust applications, demonstrating its ability to mitigate vulnerabilities and expressing various isolation patterns with reasonable overheads in § 8.

2 Background

This section gives background on Rust, including its memory safety guarantees and memory-unsafe language features; and also discusses the concept of in-process isolation, which is used as our low-level isolation mechanism.

¹Rust code is distributed as crates, similar to packages or libraries in other languages.

2.1 Memory Safety in Rust

Safe Rust guarantees memory safety by enforcing strict ownership and borrowing rules at compile time. Informally, it has three rules: 1. Every value has a single owner; assignment to a new owner invalidates the previous owner. 2. At any time, a value can be either modified through one reference (either by the owner or through a single mutable reference) or simultaneously read through multiple immutable references, but not both. 3. No reference can outlive the value it points to. To enforce the third rule, Rust associates a *lifetime* with each reference at the type-system level, which can be viewed as a set of program points where the reference is valid. The Rust compiler can infer the lifetimes of most references, and the rest must be explicitly annotated by the programmer.

The Rust compiler statically enforces these rules to prevent common memory vulnerabilities such as use-after-free and double-free bugs. However, due to the conservative nature of Rust’s static analysis, some valid (i.e., memory-safe) programs might be rejected by Rust’s borrow checker that enforces ownership and borrowing rules at compile time.

2.2 Unsafe Rust

In Rust, the *unsafe* keyword serves two high-level purposes. First, annotating a function definition with *unsafe* indicates that the function has contracts that the Rust compiler cannot verify. Second, annotating a function call or code block with *unsafe* indicates that the programmer has manually ensured the contract is satisfied. In practice, programmers use *unsafe* code for different reasons, and here we discuss the two most common ones [19].

Around 90% of the *unsafe* code in Rust is used to call *unsafe* functions [19]. For example, calling a version of array indexing that does not perform bounds checking is *unsafe*, since the programmer is responsible for ensuring that the index is within bounds. Another example is calling a function from an external library written in C. In these cases, the developer must ensure that preconditions expected by the *unsafe* function are satisfied. Violating these preconditions can lead to bugs such as RUSTSEC-2023-0044 [30], which is a vulnerability from *rust-openssl* where a string from Rust code is passed to C code without null-termination, causing an out-of-bound read.

Another common use case of *unsafe* code is to manipulate raw pointers. It might cause bugs when, for example, the developer assigns an incorrect lifetime to a raw pointer that is cast to a reference. Since the lifetime of a raw pointer is not tracked by the compiler, such bugs cannot be detected at compile time. As a practical example, CVE-2025-24898 [5] is a vulnerability in *rust-openssl* where an incorrect lifetime parameter is bound to a buffer (allocated in the C code). Because the lifetime parameter exceeds the actual lifetime of the buffer, it leads to a use-after-free vulnerability.

2.3 Bugs in Safe Rust

The official Rust compiler, `rustc`, is not bug-free either and might accept programs that violate its safety invariants. For example, a well-known bug [17] in the type checker enables the lifetime of a local reference to be expanded to the global lifetime. Exploiting such soundness bugs, adversaries may intentionally upload vulnerable crates to *crates.io*, the Rust package index, to mount supply-chain attacks. One tool Rust developers have at their disposal to minimize the risk posed by third-party dependencies is limiting the dependencies to crates without unsafe code. The package index tags such crates with the “no_unsafe” marker to make finding such crates easier. This mechanism incentivizes malicious developers to exploit soundness bugs instead of unsafe code. The `rustc` team maintains a list of such compiler bugs [10].

The Rust standard library is also an important building block for safe Rust code as it provides safe abstractions for low-level operations such as heap allocation and synchronization primitives. But bugs in the standard library also exist. For example, an integer overflow led to a buffer overflow in `std::str::repeat` [12].

2.4 In-process isolation

One way to sandbox cooperating software modules is to place each in a process with its own virtual address space [42]. However, for tightly-coupled modules, process-based isolation incurs prohibitive context switch and communication overhead [34]. *In-process isolation* is a security technique that places the code and data for a sandboxed module in its own *fault domain*, a logically separate portion of the application’s address space. In-process isolation trades strong, hardware- and OS-enforced process isolation for substantially faster context switches between fault domains. In-process isolation can be realized portably and language-independently through software-based fault isolation (SFI) [59, 62]. SFI, however, increases execution times for the sandboxed modules as their memory accesses must be checked for validity by a software-enforced *in-line reference monitor*. Modern approaches for in-process isolation leverage hardware features, such as *memory protection keys* (MPK), to improve upon the efficiency of SFI. The popularity of sandboxed JavaScript in modern browsers, managed languages, and application sandboxing in mobile OSes have motivated processor manufacturers to include such hardware features in commercial, off-the-shelf processors.

Protection Keys for Userspace. MPK on the x86 architecture uses the *protection keys for userspace* (PKU) hardware feature. PKU associates every 4KB memory page with a 4-bit protection key identifier which is stored in the OS’s page table entry. A 32-bit CPU register, the *protection key rights register* (PKRU), controls the access rights of a particular key. The PKRU register holds a 2-bit mask for each of the 16

```
// Function from C library
extern "C" {
    fn parse(req: *const u8) -> *const u8;
}

use crypto;

mod request {
    fn handle_request(
        &self, req: &Socket
    ) -> Result<(), Error> {
        let data = req.get_data()?;
        let data = unsafe { parse(req) };
        let key = crypto::get_key()?;
        crypto::verify(&data, &key)?;
        let res = send(&data, req);
        Ok(())
    }
}

fn main() {
    let socket = /* omitted */;
    loop {
        let req = accept(socket);
        match handle_request(req) {
            Ok(()) => continue,
            Err(e) => handle_error(e),
        }
    }
}
```

Figure 1: A simplified web server. In Rust, modules (the keyword `mod`) are used to organize definitions such as functions and types.

protection keys. The state of the bits specifies whether pages corresponding to the key are writable/accessible.

In contrast to OS-enforced paging, the PKRU configuration can be modified by the userspace process. Since PKU hardware enforces access control based on the current configuration of the PKRU, unauthorized modification of the PKRU, or techniques that bypass PKU enforcement completely makes PKU vulnerable to threats from run-time attacks and malicious software aiming to escape from its sandbox. For example, an attacker could manipulate `/proc/self/mem` to bypass MPK protections [24] or misuse the `wrpkru` instruction to modify the PKRU register [60].

3 Motivation and Challenges

Given the disposition of vulnerabilities in unsafe Rust code to undermine the compiler-enforced memory-safety properties, a natural idea is to isolate unsafe code from the rest of a Rust program, as explored by previous work [18, 20, 39, 48, 53].

However, simply having two compartments (one safe and one unsafe compartment) is insufficient for the reasons discussed in § 1 and § 2. Consequently, compartmentalization in Rust must solve the following challenges.

Challenge I: Isolation between unsafe code. Consider a web server sketched in Figure 1 that handles requests by first parsing the request and then verifying it using a cryptographic library. The parsing and cryptographic libraries are both written in C. In particular, the `parse` function is directly called via FFI, while the cryptographic library is wrapped inside a Rust crate `crypto`.

If we simply put all unsafe code into a separate compartment, a potential memory vulnerability inside the `parse` function can still be exploited to access the memory of the `crypto` library, which also contains unsafe code. Therefore, what is more desirable is to put these two libraries into two different sandboxes. This requires the ability to specify isolation boundaries at the library granularity, while existing approaches support only a predefined isolation boundary between all safe and all unsafe code. More generally, the isolation tool should allow developers to isolate different syntactic instances such as functions, modules, and crates.

Challenge II: Isolation between different executions of the same code. Consider another attack scenario where the adversary sends a malicious request to exploit a use-after-free bug in the `crypto` library to belonging to other requests that remains in memory. To counter this, a policy isolates the code handling distinct requests from each other is needed. This, however, cannot be accommodated by approaches that sandbox only unsafe code, which shares the states of all requests in a single unsafe-code sandbox. In a broader sense, Challenge II requires the ability to allow the developer to isolate instances of the same code that execute concurrently at run-time from each other.

Challenge III: Isolating soundness bugs and bugs in standard library. The Rust compiler itself is not bug free and might accept programs that violate its safety invariants, as discussed in § 2.3. By sandboxing untrusted Rust code, the impact of such bugs can be limited to the sandboxed code and data. Such cases requires the ability to isolate a mix of safe and unsafe code.

Rust’s standard library is another important building block for its safety guarantees and provides safe abstractions for low-level operations such as heap allocation and synchronization primitives. Previous approaches that isolate unsafe code from safe code generally include the standard library in the TCB. To mitigate the impact of bugs in the Rust standard library (e.g., [12]), the compartmentalization method must support sandboxing not only untrusted and user-specified code, but also dependencies and their transitive dependencies.

Challenge IV: Reducing data exchange cost. Frequent data exchanges between sandboxes can become a performance bottleneck. The common approach of deep copying data between sandboxes is especially costly as it needs to copy all

transitively reachable data.

4 System and Adversary Model

Our system model is similar to other in-process compartmentalization approaches: we assume that the protected application starts in a trusted state from which new, untrusted compartments of sandboxed code can be created at runtime. Similarly to prior work, we also assume that the compartmentalization policy is decided at compile time and remains immutable throughout the lifetime of the application.

We assume an adversary who exploits either pre-existing vulnerabilities in Rust applications, or intentionally introduces vulnerabilities they can exploit into crates that they control. Using such vulnerabilities, the adversary can mount control-flow or data-only attacks against the victim application. The adversary may also attempt to misuse privileges granted to the application, such as performing unwanted, harmful system calls. The goal of `SandCell` is to mitigate such attacks by isolating untrusted code and data from the rest of the program. However, we do not provide security guarantees against attackers specifically targeting the user-space system-call interpositioning. It is also possible that the attacker can indirectly impact the program through information flow between trusted and untrusted code such as through side channels, which is not in the scope of `SandCell`.

5 Design

In this section, we give an overview of the design of `SandCell`, including the overall workflow, user specification, its semantics, and the run-time architecture. We will delay the discussion of the program analysis supporting `SandCell` until § 6 and the implementation details until § 7.

5.1 Overview

`SandCell` takes the Rust source code and a sandboxing specification as input, and produces a sandboxed binary as output. The `SandCell` specification contains a list of functions, types, or crates to be sandboxed. We will elaborate on this in § 5.2. `SandCell`’s analysis builds a call graph of the program and uses the specification to identify the instrumentation points necessary for sandboxing the specified components. `SandCell` also uses flow-insensitive data-flow analysis to identify allocation sites that might allocate heap objects that are accessed across sandbox boundaries (§ 6). These results are used by the instrumentation component (§ 7.2) of `SandCell` to alter the program’s source code and insert calls into the low-level isolation application programming interfaces (API) at the instrumentation points identified during the analysis. The in-process isolation APIs and the run-time architecture of `SandCell` will be described in § 5.4. Finally,


```
[functions] // can be [types] or [crates]
foo = { transient = true }
bar = { transient = false }
```

Figure 2: A SandCell specification example.

the instrumented program is compiled by `rustc` as normal, producing a sandboxed binary.

5.2 User Specification

In this section, we describe the syntax and semantics of the SandCell specification and how they address the challenges discussed in §3.

To address **Challenge I**, SandCell allows users to define sandboxes for functions, modules, crates, and types by listing their names in the specification file, as illustrated by the example in Figure 2, which specifies that functions `foo` and `bar` should be sandboxed. When there are multiple candidates with the same name, users can refine it with quantified paths.

In response to **Challenge II**, we associate a `transient` field with every sandbox. If `transient` is set to `true`, every call to the function will enter a freshly created sandbox. Otherwise, all calls to the function will share the same sandbox instance; i.e., the code and data of the function will be shared across different calls.

For **Challenge III**, SandCell does not distinguish between safe and unsafe code, but instead follows the user-specified sandboxing boundaries. Therefore, vulnerabilities in the Rust standard library or soundness bugs in `rustc` can be mitigated by sandboxing the code that uses them.

For **Challenge IV**, to avoid the high cost of deep copying data between sandboxes, we employ a novel approach that utilizes static analysis to compute allocation sites that may allocate cross-sandbox data, and then instruments those allocation sites so that the data is allocated in some shared data domain between sandboxes that exchange data.

Invocations of different units (functions, crates, etc.) create different sandboxes. For the example in Figure 2, invocations of functions `foo` and `bar` create different sandboxes; so their executions are isolated from each other. Conceptually, a sandbox is a piece of memory region that contains the code and data of the sandboxed unit (function, crate, etc.) as well as its transitive dependencies. For example, if both `foo` and `bar` calls another function `baz`, there is a separate copy of the code and data of `baz` in each sandbox.

For modules and crates, all publicly accessible functions in the module/crate will be sandboxed in the same way as above, while sharing the same sandbox domain. Note that nested calls to the same module/crate will not enter a new sandbox domain. For example, for a sandboxed crate `C` with a public function `C::foo` and a private function `C::bar` that is called by `C::foo`, calling `C::foo` from the trusted domain

will enter the sandbox domain of `C`, while the call to `C::bar` within `C::foo` stays in the same sandbox domain as a normal function call. For sandboxed types, all associated methods of the type that are publicly accessible will share the same domain. However, if the `transient` field is set to `true`, a fresh sandbox domain will be used for each call to a publicly accessible function of the type/crate.

We assume that different instances in the specification do not overlap with each other in the syntax of the program. For example, if a function `foo` and a crate `c` are both specified in the specification, the function `foo` should not be a member of `c`. SandCell supports nested sandbox calls so that the code in a sandbox can invoke functions in another sandbox. SandCell could support nested sandbox creation, but we did not find any compelling use case. Thus, our implementation allows only the main sandbox to create new sandboxes.

In SandCell, programmers specify sandbox boundaries using syntactic boundaries of program units such as functions and crates. There are other alternative ways of specifying sandbox boundaries. For example, tools such as Privtrans [21], SeCage [50], and PtrSplit [49] allow users to specify sensitive data and automatically computes a sandbox boundary using static analysis. We find that in our use cases the trust boundary is often aligned with the syntactic boundaries. Also, the syntactic based method is more convenient to use without knowing too much detail of the program about what data is considered sensitive.

5.3 Analysis and Instrumentation

After the user specifies the sandbox boundaries, the next step is to insert necessary code for enforcing sandboxes and passing data between sandboxes. Given the source code, SandCell builds a call graph of the program reusing Rupta [46], a Rust pointer analysis tool. Based on the specification and the call graph, SandCell identifies the public interfaces of types, modules and crates to be sandboxed. Then it inserts calls to the low-level isolation APIs at these interfaces to enforce the isolation at runtime.

For low-level isolation, SandCell adopts an open-sourced isolation library SDRaD by Gülmez et al [35], and augments it as SDRaD-v2, adding syscall filtering based on `zpoline` [65] and `mimalloc` [45] as the memory allocator. More details can be found in §7.3. At a high level, SDRaD-v2 provides a set of APIs for managing sandboxes. To switch between sandboxes, SandCell inserts calls to these APIs at the entry and exit points of the sandboxed functions. Also, it provides APIs for management of share data domains for allocation of objects that two sandboxes can access. More details on the SDRaD-v2 APIs can be found in §7.

The data passed across sandbox boundaries includes the arguments passed to the sandboxed functions and their return values. To make data from one sandbox available to another sandbox, one approach is to deep copy all such data

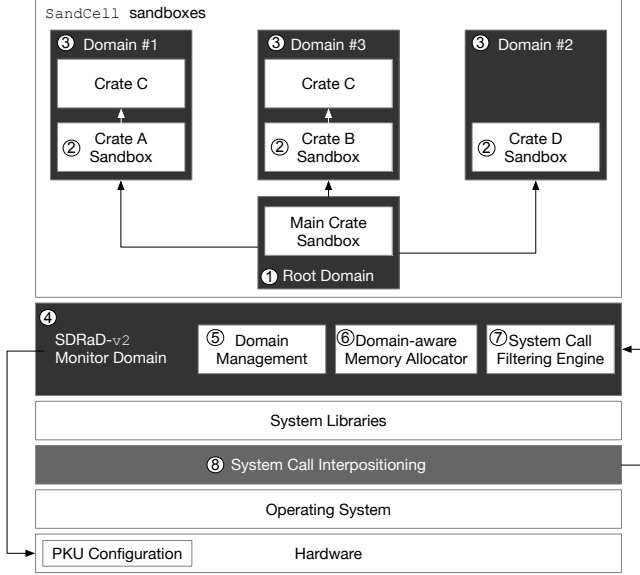


Figure 3: SandCell run-time architecture.

as in Glamdring [47], PtrSplit [49], and GOTEE [33]. This approach, however, can lead to a high overhead since deep copying copies all transitively reachable data; it should be avoided when the size of transmitted data is large [34].

Instead of deep copying, our design copies only stack data and allocate heap data (when it does not contain references to stack data) on a shared data domain that is accessible from both sides of a cross-boundary call. This approach reduces the overhead of copying cross-boundary data. On the other hand, the complexity is that cross-boundary data may not be allocated next to each other so that we can easily make relevant memory pages a shared memory region. If we have to copy such data to a shared data domain during cross-boundary calls, we are back to the same problem of high copying cost. To address this, we propose a novel approach to (1) employ static analysis to compute allocation sites that may allocate cross-boundary data in memory, and (2) instrument those allocation sites so that the data is allocated in a shared data domain. This approach avoids the data copying cost by directly allocating cross-boundary data in a shared domain. We detail the static analysis in § 6 and the instrumentation in § 7.

5.4 Run-time Architecture

Figure 3 shows an overview of the SandCell architecture at runtime. When the program starts, SDRaD-v2 places the main function and the program stack and heap into a special *root domain* (①). When SandCell creates a sandbox (②), a new SDRaD-v2 domain (③) is initialized and a new, dedicated, stack and heap area is allocated. Code in the SDRaD-v2 root domain can access data in any new domain created by SandCell, but sandboxed code cannot access the stack or

heap of other domains, including the root domain. SDRaD-v2 control data is stored with a separate, *monitor domain* (④) that is inaccessible to code in the root or sandboxed domains. The monitor domain will run the code for domain management (⑤), the domain-aware memory allocator (⑥), and the system call filtering (⑦). We will discuss the low-level details in § 7.

Notice that, as shown in Figure 3, crate C is a dependency of both crate A and crate B. However, at runtime, because crate A and crate B are sandboxed separately, each of them has its own copy of the code and data of crate C.

5.5 Security Guarantee

SandCell provides memory isolation between sandboxes, preventing memory vulnerabilities from being exploited to access memory outside the sandbox. For illustration, suppose that in Figure 3, the attacker exploits a memory vulnerability in crate A and gains the ability to read and write arbitrary memory. Because of the memory isolation provided by SandCell, the attacker can only directly manipulate the memory within Domain #1. Attempts to access memory in other domains, including the root domain, will result in a runtime error. As a practical example, CVE-2018-25032 [27] is a out-of-bound write triggered by crafted user input in `zlib`. If sandboxed by SandCell, the out-of-bound write can only modify memory within the sandbox. Another example, CVE-2023-0216 [29], is an invalid pointer dereferencing vulnerability in `openssl`. Sandboxing the library confines the invalid memory access within the sandbox.

We note that the guarantee provided by SandCell is typical for sandboxing tools and it does not provide *interface safety* [44], which requires the data and control flow at the sandbox boundaries be carefully validated to prevent potential misuses or abuse. How to provide interface safety effectively and efficiently in sandboxing is still an area of research.

6 Dataflow Analysis

This section is dedicated to the static analysis that computes allocation sites of cross-boundary data. We first define the problem and then describe the analysis algorithm.

6.1 Problem definition

At the call site of a sandboxed function, we need to determine whether for each argument (and every part of the argument, e.g., a field of a struct) can point to some heap object and, if so, compute a set of allocation sites where the heap object can be allocated. Once we know those allocation sites, in a later step we can instrument those sites so that they allocate data in a specialized data domain. For example, suppose we have a sandboxed function `foo(x: Vec<i32>)`, and a call site `foo(v)`; the analysis should determine an allocation site

Type	τ	$::= \text{bool} \mid \text{i32} \mid \text{Vec}\langle\tau\rangle \mid \&\tau \mid \&\text{mut } \tau \mid \dots$
Local	v	$\in \{v_0, v_1, v_2, \dots, v_m\} \cup \{v_{m+1}, \dots\}$
Function	f	$::= f(v_1, v_2, \dots, v_m) \{s; \}$
Statement	s	$::= s_1; s_2 \mid e = r \mid e = f(e_1, e_2, \dots) \mid \dots$
Place	e	$::= v \mid *e \mid e.\eta$
Rvalue	r	$::= e \mid \&e$
Projection	η	$::= \varepsilon \mid n.\eta$

Figure 4: A simplified grammar of Rust MIR.

(or a set of sites) for v that performs an operation such as $v = \text{Vec}::\text{new}()$.

We clarify how we identify what heap objects are: in Rust, heap objects are created by calling a memory allocator to reserve a piece of memory on the heap, similar to C. But different from C, this call necessarily goes through some unsafe code. Since using a large amount of unsafe code or scattering unsafe code blocks everywhere is highly discouraged in Rust, it is a common practice to wrap heap allocations in abstractions that expose safe APIs to the user. In fact, most heap objects used in practice are in the form of standard library containers, such as `Vec`, `HashMap`, etc. With this observation, in our analysis, we determine if a variable is a heap object by checking if its type is in a list of standard library containers. Users can also customize this list by including type names of their desired heap objects.

6.2 Static analysis

To compute allocation sites from arguments of calls to sandboxed functions, our static analysis performs backward analysis on a dataflow graph, which is a specialized form of aliasing analysis via backward reachability. The dataflow graph is an abstraction of the input program based on the program's Rust Mid-level Intermediate Representation (MIR), which we obtain by running the Rust compiler.

We next formalize the static analysis using a set of rules on a simplified version of MIR proposed by Rupta [46], as shown in Figure 4. Local variable v_0 is the return value of a function, and v_1, v_2, \dots, v_m are its arguments. Other locals v_{m+1}, \dots include variables in the source code and temporary variables generated by the compiler. Projection η is a way to access a field of a struct, where n is the field name. A place can refer to memory locations both on the stack and the heap. We also mark a subset of places as local places $p ::= v.\eta$, which are places that have no dereference operator and can only refer to stack objects. Since our analysis is flow-insensitive, we omit some control flow statements in Figure 4.

Figure 5 shows a set of rules to compute places that might

$$\begin{array}{c}
\frac{e_0 = \text{sandboxed}(\dots, e, \dots) \in \mathcal{S} \quad e.\eta \in \mathcal{P}}{e.\eta \in \mathcal{R}} \\
\\
\frac{p_1 = p_2 \in \mathcal{S} \quad p_2.\eta \in \mathcal{R}}{p_1.\eta \in \mathcal{R}} \\
\\
\frac{p_1 = \&p_2 \in \mathcal{S} \quad p_2.\eta \in \mathcal{R}}{p_1.\eta \in \mathcal{R}} \\
\\
\frac{p = (*v).\eta_0 \in \mathcal{S} \quad v.\eta_0.\eta \in \mathcal{R}}{p.\eta \in \mathcal{R}} \\
\\
\frac{(*v).\eta_0 = p \in \mathcal{S} \quad p.\eta \in \mathcal{R}}{v.\eta_0.\eta \in \mathcal{R}} \\
\\
\frac{p = \&((*v).\eta_0) \in \mathcal{S} \quad v.\eta_0.\eta \in \mathcal{R}}{p.\eta \in \mathcal{R}} \\
\\
\frac{e = f(e_1, e_2, \dots) \in \mathcal{S}}{\{e = f.v_0, f.v_1 = e_1, f.v_2 = e_2, \dots\} \subset \mathcal{S}}
\end{array}$$

Figure 5: Rules for computing the backward reachability set \mathcal{R} .

flow to arguments of sandboxed function calls. We denote the set of statements in the entire input program as \mathcal{S} , the set of all places as \mathcal{P} , and the backward reachable set of places as \mathcal{R} , which is computed by the rules. We also denote the return value of a function f as $f.v_0$ and its arguments as $f.v_1, f.v_2, \dots, f.v_m$. For simplicity, a place $(*p).\eta$ is denoted as $p.\eta$. Initially, by the first rule in Figure 5, \mathcal{R} includes all places that are arguments of sandboxed function calls and their fields. For each statement $s \in \mathcal{S}$, we update \mathcal{R} according to the rules. For example, for the statement $p_1 = p_2$, if a place $p_2.\eta$ is in \mathcal{R} , we add $p_1.\eta$ to \mathcal{R} . Other rules are similar. The last rule makes the analysis interprocedural by adding assignment statements to model parameter passing in a function call. We keep updating \mathcal{R} and \mathcal{S} until they reach a fixed point.

Given an \mathcal{R} computed by the rules, we scan the program for all allocation function calls $v = \text{alloc}()$ that have $v \in \mathcal{R}$. These calls are the sites that can allocate cross-boundary data. Then we can change the allocation domain of those data by redirecting the allocation function calls to a shared domain.

An example. Consider the following code snippet:

```

struct S { s: Vec<i32> }
fn main() {
  let x = S { s: Vec::new() };
  let y = Vec::new();
  let z = if (/* condition */) {
    &x.s
  } else {

```

```

    }
    sandbox(*z);
}

```

Suppose `sandbox` is a sandboxed function. The analysis notices that `z` used in a sandboxed function call is of type `&Vec<i32>`, which is a reference to a heap object. By the analysis, initially \mathcal{R} includes `z`. Because of the branch statement, \mathcal{R} is updated to include `&x.s` and `&y`, which further leads to the inclusion of `x.s` and `y`, respectively. Then the analysis scans the program and finds the two allocation sites of `Vec::new()` that are associated with `x.s` and `y`, which are possible allocation sites for the data `z` references. This example also shows that our static analysis is an over-approximation: even though exactly one of the two allocated vectors is crossing the boundary during execution, the analysis would conservatively return both allocation sites, resulting in both objects on the shared domain.

7 Implementation

In this section, we provide the implementation details deferred in the previous sections.

7.1 Program Analysis

`SandCell`'s analysis is implemented as a plugin to `rustc`. The compiler translates Rust source code through several levels of intermediate representations (IRs). The Mid-level IR (MIR) is the last IR before translation into the language-neutral LLVM IR. MIR has a much simpler syntax than the surface syntax of Rust but still retains variable type information, which will be stripped away during “lowering”, i.e., translation to LLVM IR. All `SandCell` analysis are performed at the MIR level.

To implement the analysis discussed in § 6 at the MIR level, we first construct a call graph of the program, reusing call graph construction of `Rupta` [46]. `Rupta` mimics the monomorphization process of the Rust compiler to resolve polymorphic functions to concrete ones and constructs a call graph between concrete functions.

Based on the call graph, we construct a dataflow graph. Each function in MIR has a list of `Locals`, including the function arguments, temporaries, local variables, and the return value. Each `Local` might contain a list of `Places` that correspond to memory locations, e.g., fields of a struct. We map each `Place` to a node in the dataflow graph and create edges between `Places` on the left-hand side and right-hand side of an assignment as discussed in § 6. For MIR statements that do not fall into the categories listed in § 6, we reuse `Rupta`'s statement transformation to convert them. Given the constructed dataflow graph, the algorithm in Figure 5 is straightforward to implement. To reduce the false positive rate, we add context-sensitivity to the dataflow analysis by recording the call and

return functions along the dataflow path and filtering out the paths that break the call-and-return matching relation.

7.2 Instrumentation

The instrumentation phase inserts code to enforce the sandbox boundaries specified by the user. After the analyzer processes the MIR of the entire program (including dependencies) and persists the result to disk, the instrumentor reads the analysis result and rebuilds the program.

For each function that crosses the sandbox boundary, a wrapper function is inserted to switch the context to the callee's sandbox by calling `SDRaD-v2` APIs, which will be elaborated in § 7.3. Then the instrumentor redirects the original function call to the wrapper function.

For sharing heap objects, the instrumentor modifies the allocator of the heap object using the standard library's allocator API. In Rust's standard library, heap objects are generic over allocators; e.g., `Vec<T, A: Allocator>` can be instantiated with different allocators. By using `Vec<i32, SandCellAlloc>`, we direct all memory allocations associated with `Vec` to our custom allocator `SandCellAlloc`, which allocates memory in a shared data domain.

After the analysis, we statically know how many sandboxes we need in an application and what objects will be shared between which sandboxes. Then for each combination of sandboxes that share data, a shared data domain is allocated and a static ID is assigned to that domain. For example, if the analysis determines that sandbox A, B, and C share data, then a shared data domain is assigned to that combination.² At allocation sites that allocate objects for a shared data domain, the instrumentor passes the domain's static ID to `SandCell`'s `SandCellAlloc` allocator so that those objects are allocated in that particular data domain.

For stack objects, the instrumentor generates code to copy the stack object to the callee's stack, following its type information. For references, the instrumentor generates code to copy the referenced object.

7.3 In-Process Isolation

The low-level isolation mechanism used by `SandCell` is responsible for enforcing the isolation between different sandboxes and providing primitives to transition securely from one sandbox to another. `SandCell` implements hardware-assisted in-process isolation via the x86-64 processor PKU feature by building on an open-source isolation library by Gülmez et al [35], *Secure Rewind & Discard* (SDRaD), that implements lightweight primitives for in-process isolation and fault recovery. We augment SDRaD with support for a Rust-compatible memory allocator and harden it by incorporating a system call

²It is worth noting that in our use cases all shared data are between two sandboxes.

filtering engine. For clarity, we refer in the following description to SDRaD when functionality is provided by the original SDRaD library, and to SDRaD-v2 when describing added functionality.

Secure Rewind and Discard. Each SDRaD domain must be assigned a unique ID when they are initialized using the `sdrad_init` API call. `SandCell` is responsible for assigning an ID to each sandbox, and providing the corresponding ID to the `sdrad_enter(id)` call that is used to enter an initialized domain. Since `SandCell`'s isolation boundaries are all function calls, `SandCell` inserts `sdrad_enter(id)` calls around sandboxed functions at call sites where SDRaD needs to switch between caller's and callee's domains. A corresponding `sdrad_exit()` call marks the end of code execution, and is used to mark transitions back to the caller's domain after a sandboxed function returns. SDRaD supports multi-threading by intercepting calls to `pthread_create` and `pthread_exit` to manage thread-specific isolation. During a domain switch, SDRaD changes the stack pointer to point to the stack of the domain that is being entered. While executing inside a sandbox, allocations via the POSIX `malloc(size)` API are redirected to use the heap that belongs to the current SDRaD domain. Allocations that occur outside a domain, but should reside on a specific domain's heap need to use the `sdrad_malloc(id, size)` and `sdrad_free(ptr)` API that take a domain ID as an additional argument. Any memory access to data that is not within a sandbox domain is blocked by SDRaD's isolation. SDRaD lacks PKU hardening features such as binary rewriting of unauthorized `wrpkru` instructions or system-call filtering.

Changes in SDRaD-v2. To ensure that heap-allocated objects are placed into memory belonging to a particular domain, SDRaD provides a domain-aware memory allocator built on the Two-Level Segregated Fit (TLSF) heap allocator [51]. However, TLSF implementation used in SDRaD only supports 8-byte alignment for allocations, whereas certain common Rust crates, such as `hashbrown`, used by the cargo test and cargo bench tools expect allocations to be made at 16-byte alignment. SDRaD-v2 replaces TLSF with the `mimalloc` general-purpose allocator [45]. In addition, the TLSF-based SDRaD allocator places allocator metadata on the domain heap, where it could be corrupted by memory errors that occur within sandboxed code. The `mimalloc` allocator, similarly, places allocator metadata in a "backheap" area, that by default would be placed on the domain heap. To harden the SDRaD-v2 allocator, we modified `mimalloc` to ensure that all metadata is allocated exclusively from the monitor domain, rather than from a domain's backheap. This guarantees that allocator metadata is restricted to the monitor domain, preventing any modifications from sandboxed code. In SDRaD-v2, the allocator algorithm that is run when `malloc` or `sdrad_malloc` is called (© in Figure 3), always runs in the monitor domain (④).

To harden PKU-based isolation, we extend SDRaD with the ERIM binary scanning method to filter out `xrstor` and

`wrpkru` instructions. In the following section, we explain our approach to hardening using the syscall filtering method.

In total, our changes to SDRaD amount to around $\approx 1.2K$ lines of C/C++ code, including modifications to `mimalloc`.

7.4 In-process System Call Filtering.

`SandCell` needs a solution for system call interposition 1) to harden PKU-based in-process isolation and 2) to reduce the attack surface for each `SandCell` domain. Early research on hardening PKU-based isolation using system-call interposition can either suffer from high overhead or offer kernel changes or kernel modules [57, 60, 61]. To address these limitations, we revisited existing system call interposition methods and employed a newer approach, `zpoline` [65]: a technique for the x86-64 architecture to intercept system calls. It replaces the two-byte `syscall` or `sysenter` instructions with a `call rax` instruction of equal length. Since the system call number is stored in the `rax` register as per the x86-64 call conventions, the `call rax` causes a control-flow transfer to a memory address corresponding to the system call number, within the first 500 bytes of memory. `zpoline` populates this range with a series of no-operation instructions, effectively constructing a *NOP sled*, which eventually leads to a trampoline transferring control to a user-defined code or a syscall interposer's code. This design ensures that the rewriting of system call instructions cannot fail, providing a reliable method for intercepting and customizing system call behavior in applications. `zpoline` handles static binaries before `main`, but it doesn't support dynamically generated code. To address this, we hook the `mprotect` call that marks memory as executable and scan the memory region for syscall instructions and rewrite them. This allows `zpoline` to trace syscalls in dynamically generated code as well. Our system call policy enforcement, implemented on top of `zpoline`, consists of approximately 300 lines of code C/C++ code in total.

PKU-Hardening. SDRaD-v2 enforces similar system call filter policies as previous work on PKU-Based isolation primitives [60, 61]. Using the system call interpositioning primitive, `zpoline`, (© in Figure 3) we trap system calls from any sandbox domains to a system call filtering engine in the monitor domain (⑦). The policy engine applies a default filtering policy that rejects any system calls that attempt to circumvent the SDRaD-enforced PKU policy, such as `pkey_mprotect` calls that attempt to change the PKU keys associated with memory pages, or open family systems calls to `/proc/self/mem` which would give a sandbox raw access to the memory of the process. SDRaD-v2 also enforces that pages being dynamically mapped as executable do not contain `xrstor` and `wrpkru` instructions which could be used to bypass PKU policies or alter the monitor state. To ensure this, the monitor scans such pages for the presence of these instructions, and enforces a Write-XOR-Execute policy on executable pages after inspection. Also, any system call that attempts to modify the `zpoline`

NOP sled area is rejected by our enforcement mechanism. Systems calls from the monitor domain itself are exempt from this policy to enable to SDRaD domain management logic (⑤) to manage the sandbox PKU policies properly.

7.5 TCB Size

At runtime, the trusted computing base includes the memory allocator, the SDRaD monitor, and the generated context-switch code. The memory allocator contains $\approx 10k$ lines of code. The SDRaD monitor contains $\approx 5k$ lines of code. The generated context-switch code contains around 20 to 100 lines of code for each sandboxed function call.

8 Evaluation

In this section, we evaluate SandCell on several Rust applications. First, among the Rust crates that have had memory safety vulnerabilities recorded in the RustSec Advisory Database and whose interfaces do not use the currently unsupported language features described in § 10, we randomly selected four crates for evaluation, including `transpose`, `rouille`, `elf-rs` and `rust-openssl`. To evaluate SandCell on a larger application, we also applied it to Servo, an experimental web browser engine in Rust, and `ripgrep`, a replacement for `grep`.

For each application, we demonstrate how we sandboxed the application, the required programmer effort, runtime overhead introduced by sandboxing, and how our sandboxing can prevent real-world vulnerabilities. For all applications, if applicable, we compare the difference between copy-only and heap-sharing to show the effectiveness of SandCell’s heap-sharing optimization. We also compare the performance of SandCell with SandCrust [42] and SDRaD-FFI [34].

We ran all experiments on a 48-core Intel Xeon Gold 5318S CPU running at 2.10 GHz and 196 GiB of RAM. The machine runs Ubuntu 22.04.3 LTS with version 5.15.0-83 of the Linux kernel. We use `rustc` version nightly-2024-02-03.

8.1 User Effort for Specification

To write specification for SandCell, we need to identify the isolation boundaries in the application. In the evaluation, we explore two strategies of finding isolation boundaries: library-based and user-based. For library-based isolation, we look for crates with known vulnerabilities or known to be error-prone, and sandbox them entirely. We apply this strategy to `transpose`, `ripgrep`, `elf-rs` and `rust-openssl`. Writing a specification using the library-based strategy requires little user effort; only knowing which library to isolate is sufficient.

For user-based isolation, we isolate code shared by different users, mitigating potential attacks from one user to another. We have `rouille` and Servo under this category. In this case, we need to follow the code path starting from the user input

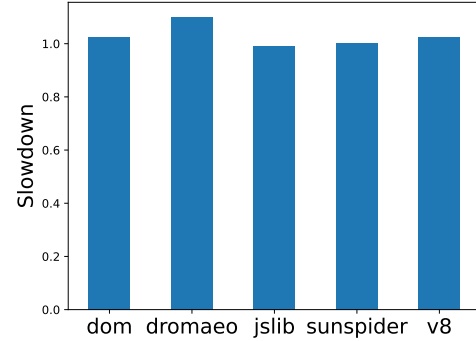


Figure 6: Performance overhead of SandCell on Servo for different categories in Dromaeo benchmark.

to the component that processes the input, then mark that component as isolated. This requires more effort compared to the library-based approach, but is still manageable. For example, in the `rouille` web server, we traced the code path from the HTTP request handler to the compression function calling `zlib`, which involves 3 function calls in between.

After determining the isolation boundaries, writing the corresponding specification is straightforward. We have the specification size for each benchmark in Table 1. Notice that each application requires only two lines of specification.

8.2 Applications

In this subsection, we introduce all the applications used in the evaluation. For each application, we describe known vulnerabilities, the sandboxing architectures that can mitigate these vulnerabilities, our evaluation methods, and performance results. In the main text we summarize statistics of applications in Table 2, including the lines of code in sandboxes, summary performance results, the lines of code in the policy specification, and the number of functions exposed by sandboxes (boundary size). The detailed performance data can be found in the appendix from Table 3 to § 10.

Servo. As a browser engine, Servo [31] needs to spawn a JavaScript execution thread for each browser tab to run potentially dangerous JavaScript code. To mitigate the risk posed by malicious JavaScript code, Servo provides a multi-process mode, isolating all JavaScript execution threads in a separate process. However, cross-process data transmission introduces performance overhead. Furthermore, there is no isolation between individual JavaScript threads within the isolated process. In our experiments, we created a separate sandbox for each JavaScript execution thread. This design keeps all threads within the main process while maintaining in-process memory isolation that prevents a malicious script in one JavaScript thread from attacking other threads. Threads in Servo use channels to communicate, which involve heap allocations. We modified the channel implementation by adding

	transpose	rouille	elf-rs	ripgrep	rust-openssl	Servo
Spec Lines	2	2	2	2	2	2

Table 1: Lines of SandCell specification for applications.

	Sandboxed	SandCell-Copy		SandCell-Share		Boundary
	LOC	Max	Min	Max	Min	Size
transpose	671	3.84%	1.91%	0.47%	-0.64%	6
rouille	10,422	26.43%	-1.40%	17.49%	-2.75%	1
elf-rs	1,342	25.63%	1.65%	3.39%	0.78%	1
ripgrep	2,736	-	-	28.4%	18.2%	8
rust-openssl	49,306	13.12%	2.62%	3.38%	-0.71%	28
Servo	134,708	-	-	10.06%	-0.86%	1

Table 2: SandCell Performance maximum and minimum overhead compared to baseline. Missing data indicates the interface contains unsupported Rust features (see § 10). Max and min are maximal and minimal overheads under different benchmarking workloads, respectively; see tables in the appendix for details.

300 lines of code to make it domain-aware, so that SandCell can change their allocation sites to shared domains and allow communication between sandboxes.

We measured the performance overhead of SandCell on Servo with the Dromaeo benchmark included in Servo’s official repository. The benchmark includes a set of JavaScript tests that are designed to measure the performance of various JavaScript operations. For each test, the benchmark runs it for 5 times and takes the average of the running time. Tests are grouped into 5 categories and the average overhead for each category is shown in Figure 6. Overall, the average overhead is 3.1%.

rust-openssl. OpenSSL [7] is a widely-used cryptographic library. In Rust, a crate `rust-openssl` provides a wrapper around OpenSSL and is widely used in networking-related Rust applications. OpenSSL has a history of vulnerabilities, such as CVE-2023-0215, CVE-2023-0216, and CVE-2023-0217. Moreover, `rust-openssl` itself introduces vulnerabilities. For example, RUSTSEC-2023-0044 is a vulnerability in which `rust-openssl` passes an empty string to OpenSSL functions without properly setting null byte termination. Then it causes an out-of-bound read when one of the OpenSSL functions calls `strlen` on the string.

In our evaluation, the interface between the HTTPS client and `rust-openssl` is relatively large with 28 functions and it is not easy to sandbox by hand using tools like SandCrust or SDRaD-FFI. We use SandCell to sandbox the entire `rust-openssl` crate.

We measure the overhead by running an HTTPS client that uses `rust-openssl` to do a GET request and a POST request to a server. We measure the running time of the client for both requests and compare the performance of SandCell with the

baseline. The results show that SandCell-Copy introduces a maximum overhead of 18.56% and a minimum of -0.35%, while SandCell-Share introduces a maximum overhead of 3.38% and a minimum of -0.71%.

transpose. The `transpose` [11] crate provides functions to transpose matrices represented as vectors. Users are required to pass the height and width of the input matrix to these functions, which then check that the vector’s length equals the product of the height and width. However, in vulnerability RUSTSEC-2023-0080 [14], the product of the height and width could overflow the integer type. In debug mode, the program aborts upon overflow; in release mode, however, the product wraps around, allowing the program to continue running. This results in an out-of-bounds write when accessing the vector based on the incorrect height and width. For benchmarking, we use the `RustFFT` crate, which relies on `transpose` and implements various Fast Fourier Transform (FFT) algorithms. We sandbox the `transpose` function to prevent any potential exploitation of the out-of-bounds write from affecting the rest of the program. Then, we run FFT algorithms on matrices of varying sizes to measure the performance overhead introduced by sandboxing. We used `transpose` version 0.2.3 for our evaluation. Our results show that SandCell can introduce a maximum overhead of 3.84% when data is copied between domains over the unsandboxed baseline. Nevertheless, when data is shared between domains, it results in a maximum overhead of 0.47% and a minimum of -0.64%. The negative overhead is because the data transmission overhead is dwarfed by the FFT computation, when the matrix size is large.

rouille. `rouille` [6] is a web server framework that provides a simple API to handle HTTP requests. To handle

HTTP compression, we modified `rouille` to use the `flate2` crate, which provides a wrapper around the `zlib` library. `zlib` is written in C and known to have vulnerabilities, such as CVE-2018-25032 [26], CVE-2022-37434 [28] and CVE-2002-0059 [25]. We implement a web server using `rouille` that sends a fixed string as response to all requests. Then we sandbox the `compress` function called by `rouille` to prevent the vulnerabilities in `zlib` from being exploited. We measure the performance degradation in `rouille` by comparing latency and throughput of the web server over different thread configurations. We used the `wrk` client with 10 threads, with the same static resource for 10 seconds and repeating the test 10 times. `SandCell-Copy` introduces a maximum overhead of 26.43% and a minimum of -1.40%, while `SandCell-Share` introduces a maximum overhead of 17.49% and a minimum of -2.75%. The performance overhead is not positively correlated with the number of concurrent connections, but in general `SandCell-Copy` performs worse because of the overhead of copying data to the sandboxed compression library.

elf-rs. `elf-rs` is a crate that provides functions to parse and manipulate ELF files. In an ELF file, an offset field is stored at a fixed place in the file header. The ELF parser is required to follow the offset to read the actual content of the file. However, `elf-rs` vulnerability RUSTSEC-2022-0079 [13] failed to check the offset was within the file size, leading to an out-of-bound access. We implement a `readelf` tool using `elf-rs` and sandbox the parsing function from `elf-rs` to prevent the out-of-bound access from touching other parts of the program. The running time of `readelf` is measured by parsing different ELF files with different sizes. We measured the parsing time of each file, comparing the performance of `SandCell` with the unsandboxed baseline over 10^5 iterations. `SandCell-Copy` introduces a maximum overhead of 25.63% and a minimum of 1.65%, while `SandCell-Share` introduces a maximum overhead of 3.39% and a minimum of 0.78%. The overhead of `SandCell-Copy` goes higher when the file size gets larger, while the overhead of `SandCell-Share` is relatively stable because the size of data crossing the boundary does not change much with larger files.

ripgrep. `ripgrep` [2] is a replacement for `grep` written in Rust, which is a Linux utility for regular-expression pattern matching in files. An important component of `ripgrep` is the glob pattern matching for file names, which is prone to errors and directly interacts with untrusted data. We isolate this component by specifying a sandbox isolating the `GlobSet` type, which is responsible for the glob pattern matching. Our copying implementation cannot handle this benchmark as discussed in § 10; so we evaluate the performance of only the `SandCell-Share` implementation. We measure the running time of `ripgrep` by searching for a fixed pattern for different numbers of files. Compared with the baseline, `SandCell-Share` introduces a maximum overhead of 13.12% and a minimum of 2.62%.

Comparison with related work. We compared `SandCell`

with `SDRaD-FFI` and `SandCrust` using the compression library `snappy` and the image codec `libpng`. For fairness, we reused the public benchmark artifact from `SDRaD-FFI`, which measures compression and decompression times on randomly generated data of varying sizes over 5×10^5 iterations. Figure 7 presents the overall execution times across different data sizes. As a baseline, we evaluated both the standard `libc` allocator and `mimalloc`. While the difference is negligible for small buffer sizes, `mimalloc` provides a clear advantage for larger inputs. Since `SandCell` uses `mimalloc` by default, this explains why `SandCell` outperforms the `libc` baseline for larger inputs. We also measured `SDRaD-FFI` with its default TLSF allocator and our `SDRaD-v2` variant, which enhances compatibility and security. As expected, `SDRaD-v2` incurs additional overhead compared to `SDRaD-FFI`, primarily due to the allocator choice and the syscall interposition mechanism. `SandCrust`, which enforces process-based isolation, shows slower performance than `SandCell` because of the overhead of process context switching and inter-process communication. Finally, although `SDRaD-FFI` provides in-process isolation, it still performs worse than `SandCell` because its data transfers rely on explicit copying across domains, whereas `SandCell` reduces this overhead through shared heap access.

Discussion. By comparing the `SandCell-Copy` with `SandCell-Share` and comparing `SandCell` with `SDRaD-FFI`, we show that the heap-sharing optimization can effectively reduce the overhead of sandboxing. Also, by comparing with `SandCrust`, we show in-process isolation can provide better performance than process-based isolation. Table 2 also lists the user effort required when using `SandCell` in the form of numbers of specification lines. The specification just needs to list the relevant crate names and syscalls; other than `rust-openssl`, none of other user cases require syscalls in sandboxes. This shows that `SandCell` can provide a lightweight sandboxing mechanism with which users can achieve desired security with low effort.

9 Related Work

In-process isolation. Several studies have investigated the compartmentalization of applications based on different underlying primitives, including hardware-assisted in-process isolation [22, 35, 36, 38, 40, 41, 43, 52, 54, 57, 58, 60, 61, 63], process-based isolation [42], and software-based isolation [59]. Most of these approaches focus on compartmentalizing applications written in C or C++ [22, 35, 36, 38, 41, 43, 52, 57, 58, 60, 61, 63]. Additionally, several studies specifically address isolating unsafe code from safe code for Rust application [18, 20, 39, 48, 53]. However, those approaches implement conservative compartmentalization policies that label any objects potentially used by untrusted code as unsafe. This can result in edge cases where most allocations are relegated to the unsafe domain, which in turn diminishes the intended benefits of compartmentalization. Also, `SDRaD-FFI` [34] and

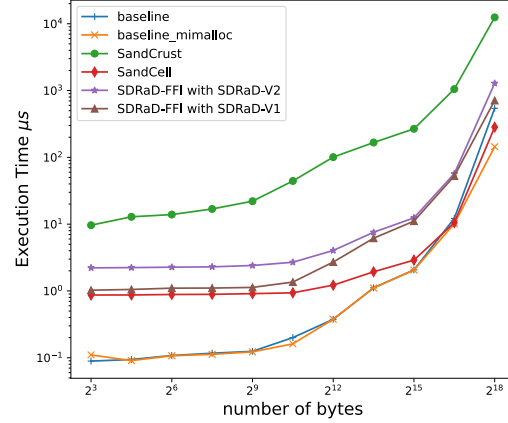
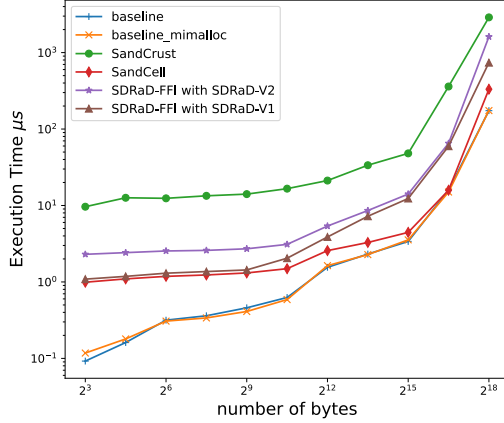


Figure 7: Execution Time of `compress()` and `uncompress()` for SandCell, SandCrust, SDRaD-FFI with SDRaD-v1, SDRaD-FFI with SDRaD-v2, Baseline, and Baseline with mimalloc allocator

SandCrust [42] focus on providing a finer-grained isolation boundary with manual function annotation, but they do not scale effectively for larger isolation boundaries, such as an entire Rust crate. In contrast, SandCell provides a highly automated solution for sandboxing both safe and unsafe code in Rust applications.

Language-based isolation. One idea of language-based isolation is to provide language constructs that allow developers to specify isolation boundaries and manage sandboxes. For example, Enclosure [32] allows developers to specify capabilities of libraries. GOTEE [33] puts a Go routine into an Intel SGX enclave and automatically extracts sandboxed code and data from the original code. Both systems allow the sandbox boundary based on one existing language construct (libraries or Go Routines). SandCell further pushes this direction by providing flexible boundaries such as crates, functions and types. Also, prior work target Go applications, while SandCell targets Rust applications. Another idea is to provide a sandbox interface in the language or through library, to support sandboxed execution of external code. JavaScript engine V8 [15] can be used as a virtual machine that runs user code, whose interaction with the outside world is managed by V8. WebAssembly [16] provides a sandboxed execution environment for web applications by including bounds checking in the semantics of the instruction set. Libsandbox [3] provides APIs in C/C++ and Python for executing and profiling single process programs in a sandbox. However, these tools are designed to execute foreign code in a one-off manner with a high cost of context switching. Furthermore, retrofitting legacy code into these APIs is troublesome. In contrast, SandCell leverages existing syntax boundaries to alleviate the effort needed for compartmentalization.

Automated privilege separation. There is a long line of work that employs program analysis to separate a program into multiple partitions automatically (e.g., Privtrans [21], ProgramCutter [64], SeCage [50], Glamdring [47], PtrSplit [49],

Jif/split [66, 67], Swift [23], μ SCOPE [55]). These systems target C/C++ or Java applications, instead of Rust applications. In addition, their program analysis is mostly focused on computing partitioning boundaries. Our system’s static analysis instead computes allocation sites that can produce cross-boundary objects to reduce overhead when objects are shared through share-memory regions. There has also been research of reducing the overhead of copying cross-boundary objects. E.g., KSplit [37] copies only necessary fields of cross-boundary objects, where the set of necessary fields is computed by static analysis.

10 Discussion & Future Work

The current prototype of SandCell has the following limitations. First, in MIR, the functions are not monomorphized, so if at a call site, the callee function’s concrete type cannot be determined by the call graph construction, the instrumentor will not be able to generate the copying code for the argument with a generic type that might have different sizes at runtime. Second, in Rust, a dynamic trait object is implemented as a fat pointer that contains a pointer to the object and a pointer to the vtable. Without knowing the concrete type of the object, the analysis cannot trace down the references contained in the object. Both issues can be resolved by doing instrumentation at the LLVM IR level and we leave them as future work. In our evaluation, we encountered `Box<dyn Trait>` types crossing the boundary, which is a heap pointer pointing to a virtual table and an opaque object. The type of the object is not known at compile time, which would require reflection at runtime to determine how to copy the object across the boundary. However, `Box` itself is a heap object, so allocating it in the shared domain can solve the problem if the object does not contain references to other object.

Ethical Considerations

This research adheres fully to established ethical guidelines. It does not result in any tangible harm nor does it infringe upon human rights. All code and content presented in this paper were originally developed by the authors and are free from plagiarism or unauthorized use of external sources.

Open Science

The artifacts are available at <https://anonymous.4open.science/r/SandCell-Artifact-4645>.

References

- [1] BTreeSet causes UB by having (partially) dangling shared reference · Issue #54957 · rust-lang/rust — github.com. <https://github.com/rust-lang/rust/issues/54957>. [Accessed 12-04-2025].
- [2] GitHub - BurntSushi/ripgrep: ripgrep recursively searches directories for a regex pattern while respecting your gitignore — github.com. <https://github.com/BurntSushi/ripgrep>.
- [3] GitHub - OpenJudge/Sandbox: A sandbox for running untrusted code. <https://github.com/openjudge/sandbox>.
- [4] Implied bounds on nested references + variance = soundness hole · Issue #25860 · rust-lang/rust — github.com. <https://github.com/rust-lang/rust/issues/25860>. [Accessed 12-04-2025].
- [5] NVD - CVE-2025-24898 — nvd.nist.gov. <https://nvd.nist.gov/vuln/detail/CVE-2025-24898>. [Accessed 20-04-2025].
- [6] rouille. <https://crates.io/crates/rouille>. [Online; accessed 25-October-2024].
- [7] rust-openssl. <https://crates.io/crates/openssl>. [Online; accessed 25-October-2024].
- [8] seg fault pushing on either side of a VecDeque · Issue #44800 · rust-lang/rust — github.com. <https://github.com/rust-lang/rust/issues/44800>. [Accessed 12-04-2025].
- [9] Soundness issue in Drop for SyncOnceCell · Issue #76367 · rust-lang/rust — github.com. <https://github.com/rust-lang/rust/issues/76367>. [Accessed 12-04-2025].
- [10] T-types unsound issues • rust-lang — github.com. <https://github.com/orgs/rust-lang/projects/44/views/1>. [Accessed 12-04-2025].
- [11] transpose v0.2.3. <https://crates.io/crates/transpose>. [Online; accessed 25-October-2024].
- [12] Buffer overflow vulnerability in str::repeat(). <https://rustsec.org/advisories/CVE-2018-1000810.html>, 2018. [Online; accessed 25-October-2024].
- [13] Elf header parsing library doesn't check for valid offset. <https://rustsec.org/advisories/RUSTSEC-2022-0079.html>, 2022. [Online; accessed 25-October-2024].
- [14] RUSTSEC-2023-0080: transpose: Buffer overflow due to integer overflow in 'transpose', RustSec Advisory Database — rustsec.org. <https://rustsec.org/advisories/RUSTSEC-2023-0080.html>, 2023. [Accessed 23-10-2024].
- [15] V8 javascript engine. <https://v8.dev/>, 2024. [Online; accessed 25-October-2024].
- [16] Webassembly. <https://webassembly.org/>, 2024. [Online; accessed 25-October-2024].
- [17] Aaron Turon. Implied bounds on nested references + variance = soundness hole. <https://github.com/rust-lang/rust/issues/25860>, 2015. [Online; accessed 25-October-2024].
- [18] Hussain M. J. Almohri and David Evans. Fidelius Charm: Isolating Unsafe Rust Code. In *Proceedings of the Eighth ACM Conference on Data and Application Security and Privacy*, CODASPY '18, pages 248–255, New York, NY, USA, March 2018. Association for Computing Machinery.
- [19] Vytautas Astrauskas, Christoph Matheja, Federico Poli, Peter Müller, and Alexander J. Summers. How do programmers use unsafe rust? *Proceedings of the ACM on Programming Languages*, 4(OOPSLA):1–27, November 2020.
- [20] Inyoung Bang, Martin Kayondo, Hyungon Moon, and Yunheung Paek. TRust: A Compilation Framework for In-process Isolation to Protect Safe Rust against Untrusted Code. In *32nd USENIX Security Symposium (USENIX Security 23)*, pages 6947–6964, 2023.
- [21] David Brumley and Dawn Song. Privtrans: Automatically partitioning programs for privilege separation. In *USENIX Security Symposium*, volume 57, 2004.
- [22] Yuan Chen, Jiaqi Li, Guorui Xu, Yajin Zhou, Zhi Wang, Cong Wang, and Kui Ren. SGXLock: Towards efficiently establishing mutual distrust between host application and enclave for SGX. In *31st USENIX Security Symposium (USENIX Security 22)*, pages 4129–4146, Boston, MA, August 2022. USENIX Association.

- [23] Stephen Chong, Jed Liu, Andrew C Myers, Xin Qi, Krishnaprasad Vikram, Lantian Zheng, and Xin Zheng. Secure web applications via automatic partitioning. *ACM SIGOPS Operating Systems Review*, 41(6):31–44, 2007.
- [24] R. Joseph Connor, Tyler McDaniel, Jared M. Smith, and Max Schuchard. Pku pitfalls: attacks on pku-based memory isolation systems. In *Proceedings of the 29th USENIX Conference on Security Symposium, SEC’20*, USA, 2020. USENIX Association.
- [25] CVE-2002-0059, March 2002. Retrieved November 13, 2024 from <https://nvd.nist.gov/vuln/detail/CVE-2002-0059>.
- [26] CVE-2018-2503, December 2018. Retrieved November 13, 2024 from <https://nvd.nist.gov/vuln/detail/cve-2018-2503>.
- [27] CVE-2018-25032, March 2022. Retrieved November 13, 2024 from <https://nvd.nist.gov/vuln/detail/cve-2018-25032>.
- [28] CVE-2022-37434, August 2022. Retrieved November 13, 2024 from <https://nvd.nist.gov/vuln/detail/cve-2022-37434>.
- [29] CVE-2023-0216, February 2023. Retrieved November 13, 2024 from <https://nvd.nist.gov/vuln/detail/cve-2023-0216>.
- [30] Rust Project Developers. RUSTSEC-2023-0044. RustSec Advisory Database. <https://rustsec.org/advisories/RUSTSEC-2023-0044.html>. [Accessed 20-04-2025].
- [31] The Servo Project Developers. Servo. servo.org. [Accessed 13-04-2025].
- [32] Adrien Ghosn, Marios Kogias, Mathias Payer, James R. Larus, and Edouard Bugnion. Enclosure: Language-based restriction of untrusted libraries. In *Proceedings of the 26th ACM International Conference on Architectural Support for Programming Languages and Operating Systems, ASPLOS ’21*, pages 255–267, New York, NY, USA, April 2021. Association for Computing Machinery.
- [33] Adrien Ghosn, James R Larus, and Edouard Bugnion. Secured routines: Language-based construction of trusted execution environments. In *2019 USENIX Annual Technical Conference (USENIX ATC 19)*, pages 571–586, 2019.
- [34] Merve Gülmez, Thomas Nyman, Christoph Baumann, and Jan Tobias Mühlberg. Friend or Foe Inside? Exploring In-Process Isolation to Maintain Memory Safety for Unsafe Rust, June 2023.
- [35] Merve Gülmez, Thomas Nyman, Christoph Baumann, and Jan Tobias Mühlberg. Rewind & Discard: Improving software resilience using isolated domains. In *Proceedings of 53rd Annual IEEE/IFIP International Conference on Dependable Systems and Networks, DSN ’23*, pages 402–416, Washington, DC, USA, June 2023. IEEE Computer Society.
- [36] Mohammad Hedayati, Spyridoula Gravani, Ethan Johnson, John Criswell, Michael L. Scott, Kai Shen, and Mike Marty. Hodor: Intra-process isolation for high-throughput data plane libraries. In *2019 USENIX Annual Technical Conference (USENIX ATC 19)*, pages 489–504, Renton, WA, July 2019. USENIX Association.
- [37] Yongzhe Huang, Vikram Narayanan, David Detweiler, Kaiming Huang, Gang Tan, Trent Jaeger, and Anton Burtsev. {KSplit}: Automating device driver isolation. In *16th USENIX Symposium on Operating Systems Design and Implementation (OSDI 22)*, pages 613–631, 2022.
- [38] X. Jin, X. Xiao, S. Jia, W. Gao, H. Zhang, D. Gu, S. Ma, Z. Qian, and J. Li. Annotating, tracking, and protecting cryptographic secrets with CryptoMPK. In *2022 IEEE Symposium on Security and Privacy (SP)*, pages 473–488, Los Alamitos, CA, USA, May 2022. IEEE Computer Society.
- [39] Paul Kirth, Mitchel Dickerson, Stephen Crane, Per Larsen, Adrian Dabrowski, David Gens, Yeoul Na, Stijn Volckaert, and Michael Franz. PKRU-safe: Automatically locking down the heap between safe and unsafe languages. In *Proceedings of the Seventeenth European Conference on Computer Systems, EuroSys ’22*, pages 132–148, New York, NY, USA, March 2022. Association for Computing Machinery.
- [40] Paul Kirth, Mitchel Dickerson, Stephen Crane, Per Larsen, Adrian Dabrowski, David Gens, Yeoul Na, Stijn Volckaert, and Michael Franz. PKRU-Safe: Automatically locking down the heap between safe and unsafe languages. In *Proceedings of the Seventeenth European Conference on Computer Systems, EuroSys ’22*, page 132–148, New York, NY, USA, 2022. Association for Computing Machinery.
- [41] Koen Koning, Xi Chen, Herbert Bos, Cristiano Giuffrida, and Elias Athanasopoulos. No need to hide: Protecting safe regions on commodity hardware. In *Proceedings of the Twelfth European Conference on Computer Systems, EuroSys ’17*, page 437–452, New York, NY, USA, 2017. Association for Computing Machinery.
- [42] Benjamin Lamowski, Carsten Weinhold, Adam Lackorzynski, and Hermann Härtig. Sandcrust: Automatic

- Sandboxing of Unsafe Components in Rust. In *Proceedings of the 9th Workshop on Programming Languages and Operating Systems*, PLOS'17, pages 51–57, New York, NY, USA, October 2017. Association for Computing Machinery.
- [43] Hugo Lefeuvre, Vlad-Andrei Bădoiu, Ștefan Teodorescu, Pierre Olivier, Tiberiu Mosnoi, Răzvan Deaconescu, Felipe Huici, and Costin Raiciu. FlexOS: Making OS isolation flexible. In *Proceedings of the Workshop on Hot Topics in Operating Systems*, HotOS '21, page 79–87, New York, NY, USA, 2021. Association for Computing Machinery.
 - [44] Hugo Lefeuvre, Nathan Dautenhahn, David Chisnall, and Pierre Olivier. SoK: Software compartmentalization. In *IEEE Symposium on Security and Privacy*, pages 3107–3126, 2025.
 - [45] Daan Leijen, Benjamin G. Zorn, and Leonardo Mendonça de Moura. Mimalloc: Free list sharding in action. In *Asian Symposium on Programming Languages and Systems*, 2019.
 - [46] Wei Li, Dongjie He, Yujiang Gui, Wenguang Chen, and Jingling Xue. A context-sensitive pointer analysis framework for rust and its application to call graph construction. In *Proceedings of the 33rd ACM SIGPLAN International Conference on Compiler Construction*, CC 2024, page 60–72, New York, NY, USA, 2024. Association for Computing Machinery.
 - [47] Joshua Lind, Christian Priebe, Divya Muthukumaran, Dan O’Keeffe, Pierre-Louis Aublin, Florian Kelbert, Tobias Reiher, David Goltzsche, David Eyers, Rüdiger Kapitza, et al. Glamdring: Automatic application partitioning for intel {SGX}. In *2017 USENIX Annual Technical Conference (USENIX ATC 17)*, pages 285–298, 2017.
 - [48] Peiming Liu, Gang Zhao, and Jeff Huang. Securing unsafe rust programs with X Rust. In *Proceedings of the ACM/IEEE 42nd International Conference on Software Engineering*, pages 234–245, Seoul South Korea, June 2020. ACM.
 - [49] Shen Liu, Gang Tan, and Trent Jaeger. Ptrsplit: Supporting general pointers in automatic program partitioning. In *Proceedings of the 2017 ACM SIGSAC Conference on Computer and Communications Security*, pages 2359–2371, 2017.
 - [50] Yutao Liu, Tianyu Zhou, Kexin Chen, Haibo Chen, and Yubin Xia. Thwarting memory disclosure with efficient hypervisor-enforced intra-domain isolation. In *Proceedings of the 22nd ACM SIGSAC Conference on Computer and Communications Security*, pages 1607–1619, 2015.
 - [51] M. Masmano, I. Ripoll, A. Crespo, and J. Real. Tlsf: a new dynamic memory allocator for real-time systems. In *Proceedings. 16th Euromicro Conference on Real-Time Systems, 2004. ECRTS 2004.*, pages 79–88, 2004.
 - [52] Marcela S. Melara, Michael J. Freedman, and Mic Bowman. EnclaveDom: Privilege separation for large-TCB applications in trusted execution environments. [arXiv:1907.13245 \[cs.CR\]](https://arxiv.org/abs/1907.13245), 2019.
 - [53] Elijah Rivera, Samuel Mergendahl, Howard Shrobe, Hamed Okhravi, and Nathan Burow. Keeping Safe Rust Safe with Galeed. In *Annual Computer Security Applications Conference, ACSAC '21*, pages 824–836, New York, NY, USA, December 2021. Association for Computing Machinery.
 - [54] Elijah E. Rivera. Preserving memory safety in safe Rust during interactions with unsafe languages. Master’s thesis, Department of Electrical Engineering and Computer Science, 2016.
 - [55] Nick Roessler, Lucas Atayde, Imani Palmer, Derrick McKee, Jai Pandey, Vasileios P Kemerlis, Mathias Payer, Adam Bates, Jonathan M Smith, Andre DeHon, et al. *μscope*: A methodology for analyzing least-privilege compartmentalization in large software artifacts. In *Proceedings of the 24th International Symposium on Research in Attacks, Intrusions and Defenses*, pages 296–311, 2021.
 - [56] Rust Fuzzing Authority. Rust fuzz trophy case. <https://github.com/rust-fuzz/trophy-case>, 2024. [Online; accessed 25-October-2024].
 - [57] David Schrammel, Samuel Weiser, Stefan Steinegger, Martin Schwarzl, Michael Schwarz, Stefan Mangard, and Daniel Gruss. Donky: Domain keys – efficient in-process isolation for RISC-V and x86. In *29th USENIX Security Symposium (USENIX Security 20)*, pages 1677–1694. USENIX Association, August 2020.
 - [58] Mincheol Sung, Pierre Olivier, Stefan Lankes, and Binoy Ravindran. Intra-unikernel isolation with intel memory protection keys. In *Proceedings of the 16th ACM SIGPLAN/SIGOPS International Conference on Virtual Execution Environments*, VEE '20, page 143–156, New York, NY, USA, 2020. Association for Computing Machinery.
 - [59] Gang Tan. *Principles and Implementation Techniques of Software-Based Fault Isolation*. Now Publishers Inc., Hanover, MA, USA, 2017.
 - [60] Anjo Vahldiek-Oberwagner, Eslam Elnikety, Nuno O. Duarte, Michael Sammler, Peter Druschel, and Deepak Garg. Erim: secure, efficient in-process isolation with

protection keys (mpk). In *Proceedings of the 28th USENIX Conference on Security Symposium, SEC'19*, page 1221–1238, USA, 2019. USENIX Association.

- [61] Alexios Voulimeneas, Jonas Vinck, Ruben Mechelinck, and Stijn Volckaert. You shall not (by)pass! practical, secure, and fast PKU-based sandboxing. In *Proceedings of the Seventeenth European Conference on Computer Systems, EuroSys '22*, page 266–282, New York, NY, USA, 2022. Association for Computing Machinery.
- [62] Robert Wahbe, Steven Lucco, Thomas E Anderson, and Susan L Graham. Efficient software-based fault isolation. In *Proceedings of the fourteenth ACM symposium on Operating systems principles*, pages 203–216, 1993.
- [63] Xiaoguang Wang, SengMing Yeoh, Pierre Olivier, and Binoy Ravindran. Secure and efficient in-process monitor (and library) protection with Intel MPK. In *Proceedings of the 13th European Workshop on Systems Security, EuroSec '20*, page 7–12, New York, NY, USA, 2020. Association for Computing Machinery.
- [64] Yongzheng Wu, Jun Sun, Yang Liu, and Jin Song Dong. Automatically partition software into least privilege components using dynamic data dependency analysis. In *2013 28th IEEE/ACM International Conference on Automated Software Engineering (ASE)*, pages 323–333. IEEE, 2013.
- [65] Kenichi Yasukata, Hajime Tazaki, Pierre-Louis Aublin, and Kenta Ishiguro. zpoline: a system call hook mechanism based on binary rewriting. In *USENIX Annual Technical Conference*, 2023.
- [66] Steve Zdancewic, Lantian Zheng, Nathaniel Nystrom, and Andrew C Myers. Secure program partitioning. *ACM Transactions on Computer Systems (TOCS)*, 20(3):283–328, 2002.
- [67] Lantian Zheng, Stephen Chong, Andrew C Myers, and Steve Zdancewic. Using replication and partitioning to build secure distributed systems. In *2003 Symposium on Security and Privacy, 2003.*, pages 236–250. IEEE, 2003.

Appendix

Task	SandCrust	SDRaD-FFI	SandCell
arithmetic	100.89%	8.31%	-0.06%
my_blood	106.10%	7.66%	1.38%
objects	66.75%	5.53%	-0.50%
rust_logo	81.75%	8.95%	1.27%

Table 3: The Percentage of Overhead for Sandboxing libpng Compared to Baseline (No Sandboxing).

Matrix Size	Baseline	SandCell-Copy	Overhead	SandCell-Share	Overhead
64	0.739 (0.042 σ)	0.760 (0.043 σ)	2.84%	0.742 (0.048 σ)	0.41%
80	1.492 (0.011 σ)	1.529 (0.014 σ)	2.48%	1.499 (0.090 σ)	0.47%
96	2.194 (0.021 σ)	2.251 (0.086 σ)	2.60%	2.180 (0.017 σ)	-0.64%
112	3.032 (0.086 σ)	3.090 (0.169 σ)	1.91%	2.994 (0.092 σ)	-1.25%
128	3.021 (0.024 σ)	3.137 (0.222 σ)	3.84%	3.015 (0.100 σ)	-0.20%

Table 4: Running Time (milliseconds) of RustFFT with transpose Sandboxed on Square Matrices of Different Lengths.

File Numbers	Baseline	SandCell-Share	Overhead
2000	39.98 (2.16 σ)	42.32 (2.26 σ)	5.82%
4000	56.35 (2.08 σ)	63.74 (2.55 σ)	13.12%
6000	89.44 (2.26 σ)	93.33 (2.35 σ)	4.35%
8000	116.40 (2.99 σ)	119.45 (2.19 σ)	2.62%
10000	141.14 (2.31 σ)	152.85 (2.56 σ)	8.30%

Table 5: ripgrep’s Average Running Time and Standard Deviation on Different Number of Files.

File Size	Baseline	SandCell-Copy	Overhead of SandCell-Copy	SandCell-Share	Overhead of SandCell-Share
47	8.193 \pm 2.857 ms	9.234 \pm 3.269 ms	12.7%	9.817 \pm 3.321 ms	19.8%
195	8.393 \pm 3.199 ms	7.765 \pm 2.792 ms	-7.5%	10.412 \pm 3.539 ms	24.1%
1192	7.850 \pm 3.109 ms	8.536 \pm 2.972 ms	8.7%	8.925 \pm 3.564 ms	13.7%

Table 6: The Running Time (seconds) of Parsing ELF Files with elf-rs, shown as Mean and Standard Deviation (σ).

Connection	Baseline		SandCell-Copy		SandCell-Share	
	Latency (us)	Requests/sec	Latency (us)	Requests/sec	Latency (us)	Requests/sec
2	92.7	21742.86	109.59	19219.25	102.32	19490.26
4	109.69	37639.96	137.27	32279.09	153.62	31055.12
6	135.41	48953.95	146.62	36015.92	166.39	41210.53
8	148.75	47132.76	176.62	47790.42	178.13	48427.64
10	191.83	61150.93	190.13	51648.45	209.21	52390.42

Table 7: rouille Performance with Different Numbers of Concurrent Connections.

Task	Baseline	SandCell-Copy	Overhead (%)	SandCell-Share	Overhead (%)
GET	0.1701 (0.0202 σ)	0.1695 (0.0157 σ)	-0.35%	0.1689 (0.0112 σ)	-0.71%
POST	0.3103 (0.3042 σ)	0.3679 (0.3587 σ)	18.56%	0.3208 (0.4887 σ)	3.38%

Table 8: The Running Time (milliseconds) of an HTTP Client backed by openssl on Different Tasks.