

Certiably Optimal State Estimation and Robot Calibration Using Trace-Constrained SDP

Liangting Wu¹ and Roberto Tron²

Abstract—Many nonconvex problems in robotics can be relaxed into convex formulations via semidefinite programming (SDP), which offers the advantage of global optimality. The practical quality of these solutions, however, critically depends on achieving rank-1 matrices, a condition that typically requires additional tightening. In this work, we focus on trace-constrained SDPs, where the decision variables are positive semidefinite (PSD) matrices with fixed trace values. These additional constraints not only capture important structural properties but also facilitate first-order methods for recovering rank-1 solutions. We introduce customized fixed-trace variables and constraints to represent common robotic quantities such as rotations and translations, which can be exactly recovered when the corresponding variables are rank-1. To further improve practical performance, we develop a gradient-based refinement procedure that projects relaxed SDP solutions toward rank-1, low-cost candidates, which can then be certified for global optimality via the dual problem. We demonstrate that many robotics tasks can be expressed within this trace-constrained SDP framework, and showcase its effectiveness through simulations in perspective-n-point (PnP) estimation, hand-eye calibration, and dual-robot system calibration. To support broader use, we also introduce a modular “virtual robot” abstraction that simplifies modeling across different problem settings.

I. INTRODUCTION

SDP relaxation. Many problems in robotics can be encoded as a polynomial optimization problem (POP), where polynomials of the variables are included in the objective function and constraints. It is well known that such problems are generally non-convex and NP-hard to solve. A common approach is through Semidefinite Relaxations (SDR), where a relaxed convex problem is solved. This is typically done by constructing a lifted vector \mathbf{x} using the variables and a moment matrix $\mathbf{M} = \mathbf{x}\mathbf{x}^\top$ such that every term in the POP is contained in \mathbf{M} . In this way, the objective function and constraints are linear in \mathbf{M} . SDR has been studied extensively as an approach to POP for the following reasons.

- (i) The problem is convex, and there exist many solvers that can find global optimal solutions.
- (ii) One can use the Lagrangian dual of the SDP for an optimality certificate of global optimality [18], [19].

Tightness of SDR. The SDR is a relaxation because a rank constraint $\text{rank}(\mathbf{M}) = 1$ is dropped, for $\mathbf{M} = \mathbf{x}\mathbf{x}^\top$ is enforced by $\text{rank}(\mathbf{M}) = 1$ and $\mathbf{M} \succeq 0$. In many cases, the globally optimal solution to the POP can only be extracted from \mathbf{M} when $\text{rank}(\mathbf{M}) = 1$ [7]. However, in general,

solving the relaxed SDP does not give a rank-1 solution. Although there exist special cases such as when the number of constraints is less than 2, the SDP relaxation is *tight*, meaning that any solutions to Problem 1 are also rank-1 [2], [11], [12]. To tighten the relaxed SDP, many works investigate the techniques of adding *redundant constraints* to the relaxed SDP [3], [18]. These redundant constraints enforce internal structures on the moment matrix that are lost during the relaxation. Though redundant to the POP, these constraints change the feasible set of the relaxed SDP. A framework named *Lassere’s hierarchy* [6] systemizes such tightening techniques and it is shown that tightness can be achieved by adding a finite number of additional variables and constraints [10]. In [3], the redundant constraints are found automatically by computing the nullspace using feasible samples.

Scalability. The scalability limitation of SDPs means slow computation when the size of the moment matrix \mathbf{Y} increases. In practice, \mathbf{Y} can often be sparse, as many of the entries in \mathbf{Y} do not occur in the original problems. Some works explore this sparsity to reduce the problem size [13], [14].

Trace-constrained SDP. To account for the tightness issues and obtain rank-1 solutions, some researchers investigate SDPs with constant-trace constraints [5], [20]. With constant trace, the SDP with rank-1 constraint is equivalent to eigenvalue optimization problems, enabling first-order methods that use gradients of eigenvalues to project efficiently to the rank-1 set. In [9], it is shown that any POP with a ball constraint can be written in SDPs with a constant trace constraint.

Previously in [15], the robotic kinematics problem on rotation matrices is formulated as trace-constrained SDPs. Such formulation is extended to kinematics problems with translation variables [16] and vision-based constraints [17].

In this work, we provide a few customized moment matrices with constant traces that are relaxations of some common types of variables in robotics, such as $\text{SO}(3)$ (rotation matrices) and $\mathbb{R} \times \mathcal{S}^2$ (depths and bearings). Compared to [16], the relaxation of $\mathbb{R} \times \mathcal{S}^2$ in this paper has a smaller size. Compared to [17], the application of the SDR is extended by modeling estimations and calibration problems through virtual robots.

Paper contribution. Some key contributions of this work includes:

- We introduce constant-trace semidefinite variables for relaxations of rotation matrices $\text{SO}(3)$ and translations $\mathbb{R} \times \mathcal{S}^2$. To tighten the relaxation, these variables are paired with structural constraints in addition to the trace constraint. We show that the original variables on the manifolds $\text{SO}(3)$ and $\mathbb{R} \times \mathcal{S}^2$ can be recovered when

^{1,2}The authors are with the Department of Mechanical Engineering, Boston University, 110 Cummington Mall, MA 02215, United States
tomwu@bu.edu, tron@bu.edu

the constant-trace variables are rank-1.

- We leverage the constant trace property and use a rank minimization solver in [16] to project solutions of the SDR to the rank-1 set by solving a sequence of convex SDPs using the gradient of eigenvalues. In this work, the solver is added with additional techniques to move solutions on the rank-1 set until the cost is minimized.
- We introduce the SP robot, a virtual kinematic chain for modeling many robotics problems. Using this module, we construct virtual robots for PnP estimation, robot hand-eye calibration, and dual-robot simultaneous calibration problems, and show that the optimal solutions to the kinematics problem of the virtual robots are optimal for the corresponding original problems.

II. PRELIMINARIES

A. Notations

The vectors and matrices are denoted by bold-face lowercase and uppercase letters. The reference frames are denoted by sans-serif letters. The operator $\text{tr}(\cdot)$ denotes the trace. A Positive Semidefinite (PSD) matrix is denoted by $\succeq 0$. A set of notations is presented in TABLE I.

${}^{b_1}\mathbf{T}_{b_2}$	Rigid Transformation from reference frame b_2 to b_1
${}^{b_1}\mathbf{R}_{b_2}$	Rotation matrix from reference frame b_2 to b_1
${}^{b_1}\mathbf{t}_{b_2}$	Translation from reference frame b_2 to b_1
\mathbf{w}	World reference frame
\mathbf{R}_{b_2}	Rotation from frame b_2 to the world frame
$\mathbf{R}_{b_2}^{(1)}$	The first column of \mathbf{R}_{b_2}
(\mathbf{R}, \mathbf{t})	Transformation via the rotation \mathbf{R} and translation \mathbf{t}
\mathbf{K}	Camera intrinsic matrix
$\mathbf{M}(a : b, c : d)$	Block in matrix \mathbf{M} for rows a to b and columns c to d
$\{\mathbf{v}_i\}_n$	A set of members consisting $\mathbf{v}_1, \dots, \mathbf{v}_n$
$\text{stack}\{\mathbf{v}_i\}_n$	The vertical concatenation of all the members within $\{\mathbf{v}_i\}_n$
\mathbb{S}_+^d	Space of $d \times d$ positive semidefinite matrices
$\text{SO}(d)$	Special orthogonal group in dimension d
\mathbb{S}^n	The n -sphere: $\mathcal{S} = \{\mathbf{x} \in \mathbb{R}^{n+1} \mid \ \mathbf{x}\ _2^2 = 1\}$

TABLE I: Table of notations

B. SDP Relaxations

Define $\mathbf{y} := \text{vec}(\mathbf{Y}) \in \mathbb{R}^N$ where $N = n_y d_y^2$. Given $\mathbf{Q} \succeq 0$, $\mathbf{c}, \mathbf{a}_j \in \mathbb{R}^N$, consider the following quadratic SDP:

Problem 1 (Trace-Constrained Relaxed SDP):

$$\min_{\mathbf{Y}=\{\mathbf{Y}_i\}_{n_y}} f(\mathbf{Y}) := \mathbf{y}^\top \mathbf{Q} \mathbf{y} + \mathbf{c}^\top \mathbf{y} + \text{constant} \quad (1a)$$

$$\text{subject to} \quad \mathbf{a}_j^\top \mathbf{y} = b_j, j = 1, \dots, n_e, \quad (1b)$$

$$\forall i = 1, \dots, n_y : \quad \text{tr}(\mathbf{Y}_i) = \bar{\lambda}, \quad (1c)$$

$$\mathbf{Y}_i \in \mathbb{S}_+^{d_x}. \quad (1d)$$

where d_x , n_y , and n_e are positive integers. The matrix \mathbf{Y}_i is positive semidefinite with a constant trace $\bar{\lambda}$.

Different from many other formulations of SDP, the constant trace constraint (1c) over-bounds the largest eigenvalue λ_1 of \mathbf{Y}_i , relating the rank-1 condition to the maximization of λ_1 . In other words, the constant trace provides a handle to the rank, which we discuss in detail in Section III-A.

Define $\mathcal{A}(\mathbf{Y}) = \mathbf{b}$ as the linear operator of all linear constraints in Problem 1 and its adjoint $\mathcal{A}^* : \langle \mathcal{A}^*(\boldsymbol{\lambda}), \mathbf{Y} \rangle := \sum_{i=1}^n \langle (\mathcal{A}^*(\boldsymbol{\lambda}))_i, \mathbf{Y}_i \rangle$. Decompose $\mathbf{Q} = \mathbf{L}^\top \mathbf{L}$, and write the following standard form SDP equivalent to Problem 1.

Problem 2 (Standard form SDP):

$$\min_{\{ \mathbf{Y}_i \succeq 0 \}, t} t + \mathbf{c}^\top \mathbf{y} \quad (2a)$$

$$\text{s.t.} \quad \mathcal{A}(\mathbf{Y}) = \mathbf{b}, \quad \mathbf{Y}_i \succeq 0 \quad \forall i, \quad (2b)$$

$$\begin{bmatrix} t & (\mathbf{L}\mathbf{y})^\top \\ \mathbf{L}\mathbf{y} & \mathbf{I} \end{bmatrix} \succeq 0. \quad (2c)$$

The epigraph variable $t \in \mathbb{R}$ and (2c) imply $t \geq \mathbf{y}^\top \mathbf{Q} \mathbf{y}$. Define $\mathcal{V}^* : \langle \mathcal{V}^*(\mathbf{r}), \mathbf{Y} \rangle = \mathbf{r}^\top \text{vec}(\mathbf{Y})$. The dual problem of Problem 2 is

Problem 3 (Dual SDP):

$$\max_{\boldsymbol{\lambda}, \mathbf{S}=\{\mathbf{S}_i\}, \mathbf{Z} \succeq 0} d(\boldsymbol{\lambda}, \mathbf{Z}) := \boldsymbol{\lambda}^\top \mathbf{b} - \text{tr}(\mathbf{Z}) + 1 \quad (3a)$$

$$\text{s.t.} \quad \mathbf{Z} = \begin{bmatrix} 1 & \mathbf{z}^\top \\ \mathbf{z} & \mathbf{Z}_{22} \end{bmatrix} \succeq 0, \quad (3b)$$

$$\mathcal{V}^*(\mathbf{c} - 2\mathbf{L}^\top \mathbf{z}) = \mathcal{A}^*(\boldsymbol{\lambda}) + \mathbf{S}, \quad (3c)$$

$$\mathbf{S}_i \succeq 0 \quad \forall i = 1, \dots, n_y, \quad (3d)$$

where $\boldsymbol{\lambda} \in \mathbb{R}^{n_e}$, \mathbf{Z}, \mathbf{S} are dual variables. See the Appendix for the derivation.

It is well known that $f^* \geq d^*$ holds and the difference is called the duality gap. For a feasible solution $(\hat{\mathbf{Y}}, \hat{t})$, we can certify its optimality directly by the Karush–Kuhn–Tucker (KKT) conditions. In particular, if there exist dual variables $(\hat{\boldsymbol{\lambda}}, \{\hat{\mathbf{S}}_i\}, \hat{\mathbf{Z}})$ such that

$$\left\langle \hat{\mathbf{Z}}, \begin{bmatrix} \hat{t} & (\mathbf{L}\hat{\mathbf{y}})^\top \\ \mathbf{L}\hat{\mathbf{y}} & \mathbf{I} \end{bmatrix} \right\rangle = 0, \quad \langle \hat{\mathbf{S}}_i, \mathbf{Y}_i^* \rangle = 0, \quad \forall i = 1, \dots, n_y; \quad (4a)$$

$$\hat{\mathbf{S}}_i \succeq 0 \quad \forall i, \quad \hat{\mathbf{Z}} \succeq 0, \quad (4b)$$

where $\hat{\mathbf{y}} := \text{vec}(\hat{\mathbf{Y}})$, then *strong duality* holds and the primal and dual optimal values coincide. In this case, $(\hat{\mathbf{Y}}, \hat{t})$ is a global optimal solution.

C. Relaxation of SO(3)

We start with a brief review of a relaxation of SO(3) originally introduced in [15].

Consider a problem with n_r rotation matrices as variables. For a rotation matrix with index i , $\mathbf{R}_i \in \text{SO}(3)$, we define a decision variable \mathbf{Y}_i .

Definition 1: A matrix \mathbf{Y}_i can be built from \mathbf{R}_i as

$$\mathbf{Y}_i = \begin{bmatrix} \mathbf{R}_i^{(1)} \\ \mathbf{R}_i^{(2)} \\ 1 \end{bmatrix} \begin{bmatrix} \mathbf{R}_i^{(1)} \\ \mathbf{R}_i^{(2)} \\ 1 \end{bmatrix}^\top \in \mathbb{R}^{7 \times 7}. \quad (5)$$

We define the constraint $\mathbf{Y}_i \in \mathcal{Y}$ as

$$\text{tr}(\mathbf{Y}_i(1 : 3, 1 : 3)) = \text{tr}(\mathbf{Y}_i(4 : 6, 4 : 6)) = 1 \quad (6a)$$

$$\text{tr}(\mathbf{Y}_i(1 : 3, 4 : 6)) = 0 \quad (6b)$$

$$\mathbf{Y}_i(7, 7) = 1 \quad (6c)$$

$$\mathbf{Y}_i \succeq 0 \quad (6d)$$

The matrix \mathbf{Y}_i contains all elements of $\mathbf{R}_i^{(1)}, \mathbf{R}_i^{(2)}$, and $\mathbf{R}_i^{(1)} \times \mathbf{R}_i^{(2)}$, which are used in (6a)-(6c) to enforce

$\mathbf{R}_i^{(1)} \cdot \mathbf{R}_i^{(2)} = 0$ and $\|\mathbf{R}_i^{(1),(2)}\| = 1$ — equations required for $\mathbf{R}_i \in \text{SO}(3)$. Observe that (6a)-(6c) also fix the trace of \mathbf{Y}_i . For brevity, from now on we denote \mathbf{Y} as the set $\{\mathbf{Y}_i\}_{n_p}$ within the problem.

The third column $\mathbf{R}_i^{(3)}$ can be represented using $\mathbf{R}_i^{(1)} \times \mathbf{R}_i^{(2)}$ as a linear function of \mathbf{Y}_i . With this we can represent all three columns of \mathbf{R}_i using a linear transformation $g(\cdot) := \mathbb{R}^{7 \times 7} \rightarrow \mathbb{R}^{3 \times 3}$ defined such that $\mathbf{R}_i = g(\mathbf{Y}_i)$.

We note that $g(\cdot)$ is only a linear function of \mathbf{Y}_i and does not guarantee the rotation constraint $\mathbf{R}_i \in \text{SO}(3)$ unless with additional constraints detailed in the theorem below (see [16] for a proof).

Theorem 1: A matrix $\mathbf{R}_i = g(\mathbf{Y}_i)$ is a rotation matrix (i.e., $\mathbf{R}_i \in \text{SO}(3)$) if and only if $\mathbf{Y}_i \in \mathcal{Y}$ and $\text{rank}(\mathbf{Y}_i) = 1$.

Theorem 1 means that our Relaxation of $\text{SO}(3)$ is tight on the set of rank-1 solutions. This implies a strategy for finding feasible rotation matrices: (i) obtain a feasible solution on the relaxed set; (ii) project the feasible solution to the rank-1 set (e.g., through a rank minimization algorithm); (iii) recover the rotation matrix from \mathbf{Y} .

III. RANK MINIMIZATION OF FIXED-TRACE MATRICES

In this section, we provide a rank minimization method to move a solution in the feasible set of the relaxed SDP to the set of rank-1 matrices.

A. A gradient-based approach

This subsection discusses a rank minimization from [15] that applies to any fixed-trace matrix like (5).

For a PSD matrix $\mathbf{M} \in \mathbb{S}_+^d$ whose trace is fixed to some positive value, $\text{rank}(\mathbf{M}) = 1$ if and only if

$$\mathbf{M} = \text{argmax}(\lambda_1(\mathbf{M})), \quad (7)$$

where $\lambda_1(\cdot)$ is the largest eigenvalue of a matrix as a function of the matrix itself. Intuitively, because the trace is also the sum of eigenvalues, the fixed trace means that the sum $\sum_{l=1}^d \lambda_l(\mathbf{M})$ is also fixed. When λ_1 is maximized, we have $\lambda_l(\mathbf{M}) = 0, \forall l = 2, \dots, d$, hence rank-1. The readers are referred to [15] for a detailed proof.

Using (7), we can project a matrix \mathbf{M} to the rank-1 set by increasing $\lambda_1(\mathbf{M})$. Fortunately, the function $\lambda_1(\mathbf{M})$ is differentiable on \mathbf{M} (so long as $\lambda_1(\mathbf{M})$ has multiplicity 1) and the gradient $\nabla \lambda_1(\mathbf{M})$ can be computed [8, Theorem 1]. This enables gradient-based approaches to increase $\lambda_1(\mathbf{M})$. Typically, the rank minimization involves iteratively solving an update problem such as the following one.

Problem 4 (Rank Minimization Update):

$$\min_{\Delta \mathbf{Y}^{k,c}} f(\mathbf{Y}^{k-1} + \Delta \mathbf{Y}^k) + \gamma_c c \quad (8a)$$

subject to

$$\text{vec}(\Delta \mathbf{Y}^k)^\top \nabla \lambda_1(\mathbf{Y}^{k-1}) \geq (c-1)(\lambda_1(\mathbf{Y}^{k-1}) - \bar{\lambda} n_r) \quad (8b)$$

$$c \in [0, 1] \quad (8c)$$

$$\mathbf{Y}_i^{k-1} + \Delta \mathbf{Y}_i^k \in \mathcal{Y}, \forall i = 1, \dots, n_r \quad (8d)$$

The scalar γ_c is a weight factor. We exploit the notation so that $\lambda_1(\mathbf{Y})$ is the sum of the largest eigenvalues of all of the matrices within the \mathbf{Y} , respectively. The matrix $\Delta \mathbf{Y}^k =$

$\mathbf{Y}^k - \mathbf{Y}^{k-1}$ is the change of the \mathbf{Y}^k and $\nabla \lambda_1(\mathbf{Y}^k)$ is the gradient of $\lambda_1(\mathbf{Y}^k)$ computed at \mathbf{Y}^k . The constraints (8b) and (8c) select an update $\Delta \mathbf{Y}^k$ and a scalar variable $c \in [0, 1]$ such that the concave function $\bar{\lambda} n_r - \lambda_1(\mathbf{Y}^k)$ is decreased geometrically [16, Sec. VII.D].

B. Low-rank channel

As seen in [16], [17], solving a sequence of Problem 4 can result in a solution where $n_r \bar{\lambda} - \sum_i \lambda_1(\mathbf{Y}_i) \approx 0$, i.e., an approximately rank-1 solution under a tolerance. However, it is seen that the rank-1 solution may not be optimal. In general, the cost $f(\mathbf{Y})$ rises during the rank minimization, despite the rising rate may be changed by the weight γ_c . To account for this, we provide an iterative approach to find a low-cost solution while maintaining the rank-1 property.

We note two observations. (i) It is well known that the optimal solution \mathbf{Y}^* is also rank-1. (ii) The rank-1 set is on the boundary of the feasible set (8d) (this is because the boundary of the PSD cone is the singular matrices). Our strategy is to move \mathbf{Y} along the rank-1 set while minimizing the cost towards \mathbf{Y}^* by solving the following problem.

Problem 5: (Low-rank Channel Update)

$$\min_{\Delta \mathbf{Y}^{k,b}} f(\mathbf{Y}^{k-1} + \Delta \mathbf{Y}^k) \quad (9a)$$

subject to

$$\text{vec}(\Delta \mathbf{Y}^k)^\top \nabla \lambda_1(\mathbf{Y}^{k-1}) + b(\lambda_s(\mathbf{Y}^{k-1}) - \gamma \bar{\lambda}_1 n_r) \geq 0 \quad (9b)$$

$$b \in (0, 1] \quad (9c)$$

$$\mathbf{Y}_i^{k-1} + \Delta \mathbf{Y}_i^k \in \mathcal{Y}, \forall i = 1, \dots, n_r \quad (9d)$$

Problem 5 aims to find a solution such that the updated matrices are *close* to rank-1, summarized in the following proposition.

Proposition 1: For an optimal solution $\Delta \mathbf{Y}^k$ of Problem 5, we have

$$\gamma \bar{\lambda}_1 n_r \leq \lambda_s(\mathbf{Y}^{k-1} + \Delta \mathbf{Y}^k) \leq \bar{\lambda}_1 n_r, \quad (10)$$

where $\lambda_s(\mathbf{Y}) := \sum_i \lambda_1(\mathbf{Y}_i)$ is the sum of the largest eigenvalues of \mathbf{Y}_i for all i and $\gamma \in (0, 1)$.

Proof: We start with the first inequality of (10). Inspired by concepts in Control-Barrier-Function (CBF), we define

$$h(\mathbf{Y}) := \lambda_s(\mathbf{Y}) - \gamma \bar{\lambda}_1 n_r \quad (11)$$

For a sequence $\{\mathbf{Y}^k\}$ and $h(\mathbf{Y}^0) \geq 0$, we have $h(\mathbf{Y}^k) \geq 0, \forall k \in \mathbb{Z}^+$ if the following condition holds [1][Prop. 4].

$$\Delta h(\mathbf{Y}^k) + b h(\mathbf{Y}^{k-1}) \geq 0, \forall k \in \mathbb{Z}^+, b \in (0, 1]. \quad (12)$$

Substitute (11) into (12) for \mathbf{Y}^{k-1} and \mathbf{Y}^k to get

$$\lambda_s(\mathbf{Y}^k) - \lambda_s(\mathbf{Y}^{k-1}) + b(\lambda_s(\mathbf{Y}^{k-1}) - \gamma \bar{\lambda}_1 n_r) \geq 0 \quad (13)$$

Because $\lambda_s(\mathbf{Y})$ is a convex function, we have

$$\lambda_s(\mathbf{Y}^k) \geq \lambda_s(\mathbf{Y}^{k-1}) + \text{vec}(\Delta \mathbf{Y}^k)^\top \nabla \lambda_1(\mathbf{Y}^{k-1}) \quad (14)$$

Using (14), $\lambda_s(\mathbf{Y}^{k-1}) > 0$, $\lambda_s(\mathbf{Y}^k) > 0$, and $b h(\mathbf{Y}^{k-1}) \geq 0$, we have

$$\text{vec}(\Delta \mathbf{Y}^k)^\top \nabla \lambda_1(\mathbf{Y}^{k-1}) + b(\lambda_s(\mathbf{Y}^{k-1}) - \gamma \bar{\lambda}_1 n_r) \geq 0 \Rightarrow (13). \quad (15)$$

The second inequality of (10) is enforced by the constant-trace and the PSD constraints. ■

Proposition 1 means that the sum of the largest eigenvalues of the updated solution is lower-bounded by (9b) and upper-bounded by (9d). This allows us to create a low-rank channel whose width is set by the factor γ .

IV. SDP RELAXATION OF TRANSLATIONS

So far, we have shown how rotation matrices can be lifted into fixed-trace PSD matrices. This is enough for solving some problems in robotics, such as Inverse Kinematics [15], where the variables can be rotation matrices only. In some applications (e.g., localizations or pose estimations), 3-D translations with unknown magnitudes and orientations are estimated. In this section, we first introduce a virtual robot that can represent such translation through forward kinematics. Then, we show how the forward kinematics function can be linearly represented using fixed-trace variables.

A. Rigid translation using forward kinematics of a virtual kinematic chain

We start with the definition of a robot with two joints.

Definition 2: An SP robot has a spherical joint followed by a prismatic joint. The spherical joint centers at the base, and the prismatic joint has an extension limit of $[0, \tau_u]$. The end-effector is the free end of the prismatic joint.

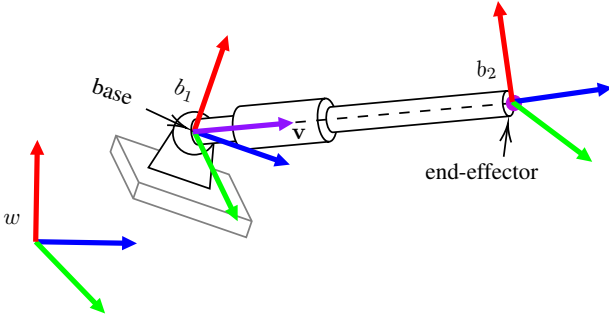


Fig. 1: For any two reference frames b_1 and b_2 , the rigid translation ${}^w\mathbf{t}_{b_2}$ can be represented using the forward kinematics of an SP robot based at b_1 and attached to b_2 at the end-effector.

Figure. 1 visualizes an SP robot. The translation of the end-effector relative to the base is a function $p : \mathbb{R}^3 \times \mathbb{R} \times \mathbb{R}^3 \rightarrow \mathbb{R}^3$ defined as

$$p(\mathbf{t}, \tau, \mathbf{v}) = \mathbf{t} + \tau_u \tau \mathbf{v} \quad (16)$$

where \mathbf{v} is a unit vector aligned with the prismatic axis and $\tau \in [0, 1]$ is the normalized prismatic joint position. We name (τ_i, \mathbf{v}_i) the prismatic variables of the SP robot.

We then prove the following property of the SP robot.

Proposition 2: Any rigid translation ${}^w\mathbf{t}_{b_2}$ can be represented using the forward kinematics of an SP robot based at b_1 , i.e.,

$${}^w\mathbf{t}_{b_2} = p({}^w\mathbf{t}_{b_1}, \tau, \mathbf{v}), \quad (17)$$

where \mathbf{v} is the unit vector aligned with the line connecting the origins of b_1 and b_2 , assuming the robot's extension cap $\tau_u \geq \|{}^w\mathbf{t}_{b_2} - {}^w\mathbf{t}_{b_1}\|$.

Proof: The unit vector is given by $\mathbf{v} = \frac{{}^w\mathbf{t}_{b_2} - {}^w\mathbf{t}_{b_1}}{\|{}^w\mathbf{t}_{b_2} - {}^w\mathbf{t}_{b_1}\|}$. Choose $\tau = \|{}^w\mathbf{t}_{b_2} - {}^w\mathbf{t}_{b_1}\|/\tau_u$ and (17) holds as long as $\tau_u \geq \|{}^w\mathbf{t}_{b_2} - {}^w\mathbf{t}_{b_1}\|$ (the prismatic joint is long enough). ■

B. Relaxation of a subset of $\mathbb{R} \times \mathcal{S}^2$

The prismatic joint in an SP robot involves the product of a prismatic joint position $\tau_i \in [0, 1]$ and a unit vector $\mathbf{v}_i \in \mathcal{S}^2$, which forms a subset of $\mathbb{R} \times \mathcal{S}^2$. We now introduce a way to formulate variables in this subset as fixed-trace matrices, similar to what we do for the rotations.

Definition 3: Given $\tau \in \mathbb{R}$ and $\mathbf{v} = [v_1 \ v_2 \ v_3]^\top \in \mathbb{R}^3$, three matrices $\{\mathbf{Y}_{\tau,l}\}_3$ can be constructed as

$$\mathbf{Y}_{\tau,l} = \begin{bmatrix} \sqrt{\tau} v_l \\ \sqrt{1-\tau} v_l \\ \sqrt{\tau} \\ \sqrt{1-\tau} \end{bmatrix} \begin{bmatrix} \sqrt{\tau} v_l \\ \sqrt{1-\tau} v_l \\ \sqrt{\tau} \\ \sqrt{1-\tau} \end{bmatrix}^\top, l = 1, 2, 3 \quad (18)$$

and define the constraint $\{\mathbf{Y}_{\tau,l}\}_3 \in \mathcal{Y}_\tau$ that restricts the following relations.

- 1) $\sum_{l=1}^3 \text{tr}(\mathbf{Y}_{\tau,l}) = 4$;
- 2) $\sum_{l=1}^3 \mathbf{Y}_{\tau,l}(1, 2) = \mathbf{Y}_{\tau,1}(3, 4)$;
 $\forall l \in \{1, 2, 3\}$;
- 3) $\mathbf{Y}_{\tau,l} \succeq 0$;
- 4) $\mathbf{Y}_{\tau,l}(3, 3) + \mathbf{Y}_{\tau,l}(4, 4) = 1$;
- 5) $\mathbf{Y}_{\tau,l}(1, 4) = \mathbf{Y}_{\tau,l}(2, 3)$;
- 6) $\mathbf{Y}_{\tau,l}(1, 3), \mathbf{Y}_{\tau,l}(1, 4), \mathbf{Y}_{\tau,l}(2, 3), \mathbf{Y}_{\tau,l}(2, 4) \in [-1, 1]$;
- 7) $\mathbf{Y}_{\tau,l}(3, 3) \in [0, 1], \mathbf{Y}_{\tau,l}(3, 4) \in [0, 1]$;
 $\forall (l, l') \in \{1, 2, 3\}$;
- 8) $\mathbf{Y}_{\tau,l}(3, 3) = \mathbf{Y}_{\tau,l'}(3, 3), \mathbf{Y}_{\tau,l}(3, 4) = \mathbf{Y}_{\tau,l'}(3, 4)$;
- 9) $\sum_{l=1}^3 \mathbf{Y}_{\tau,l}(1, 1) = \mathbf{Y}_{\tau,1}(3, 3), \sum_{l'=1}^3 \mathbf{Y}_{\tau,l'}(2, 2) = \mathbf{Y}_{\tau,1}(4, 4)$

Definition 3 is similar to how the prismatic joints are formulated in [16], where the corresponding matrix is the outer product of $[\sqrt{\tau}\mathbf{v} \ \sqrt{1-\tau}\mathbf{v} \ \sqrt{\tau} \ \sqrt{1-\tau}]^\top$ with itself. Compared to [16], $\{\mathbf{Y}_{\tau,l}\}_3$ has a smaller size (48 variables instead of 64). The constraint $\{\mathbf{Y}_{\tau,l}\}_3 \in \mathcal{Y}_\tau$ is a mimic of the prismatic constraints in [16], which we explain below in details.

- Constraint 3) enforces that the matrices are PSD.
- Constraint 1) fixes the *sum* of traces of $\{\mathbf{Y}_{\tau,l}\}_3$ and 4) fixes the trace of each 2×2 diagonal submatrix.
- Constraint 5) restricts the off-diagonal equalities of each $\mathbf{Y}_{\tau,l}$ and 6) restricts the bounds of these elements.
- Constraints 2) and 9) both involve a sum over elements across different $l \in \{1, 2, 3\}$ based on the fact that $\sum_l v_l^2 = 1$ when $\|\mathbf{v}\| = 1$.
- Constraint 7) restricts the joint position limit $\tau \in [0, 1]$.
- Constraint 8) enforces the consistency of τ and $\sqrt{\tau(1-\tau)}$ between any two $\mathbf{Y}_{\tau,l}$.

By definition, a rank-1 $\{\mathbf{Y}_{\tau,l}\}_3$ can be constructed from τ and \mathbf{v} . On the other hand, given a rank-1 $\{\mathbf{Y}_{\tau,l}\}_3$ and the constraints in Definition 3, can we recover the corresponding $\tau \in [0, 1]$ and $\mathbf{v} \in \mathcal{S}^2$ using a linear function of $\{\mathbf{Y}_{\tau,l}\}_3$? To answer that, we first define the following function $g_\tau : \mathbb{R}^{4 \times 4 \times 3} \rightarrow \mathbb{R} \times \mathcal{S}^2$.

$$(\tau, \mathbf{v}) = g_\tau(\{\mathbf{Y}_{\tau,l}\}_3) \\ := (\mathbf{Y}_{\tau,1}(3,3), \text{stack}\{\mathbf{Y}_{\tau,l}(1,3) + \mathbf{Y}_{\tau,l}(2,4)\}_3) \quad (19)$$

It is clear that the projected $\tau \in [0, 1]$ when 7) is applied. The unit length of \mathbf{v} is ensured using Theorem 2.

Theorem 2: Let $(\tau, \mathbf{v}) := g_\tau(\{\mathbf{Y}_{\tau,l}\}_3)$. When the matrices $\{\mathbf{Y}_{\tau,l}\}_3 \in \mathcal{Y}_\tau$ and $\text{rank}(\mathbf{Y}_{\tau,l}) = 1, \forall l$, it holds that

$$\|\mathbf{v}\| = 1 \quad (20)$$

Proof: When each matrix $\mathbf{Y}_{\tau,l}$ is rank-1, it can be written as

$$\mathbf{Y}_{\tau,l} = \hat{\mathbf{y}} \hat{\mathbf{y}}^\top \quad (21)$$

where $\hat{\mathbf{y}} = [s_1\sqrt{a_l} \ s_2\sqrt{b_l} \ s_3\sqrt{c_l} \ s_4\sqrt{d_l}]^\top$, and s_1, \dots, s_4 are sign indicator ± 1 . Then the l.h.s. of (20) equals to

$$\sum_{l=1}^3 a_l c_l + b_l d_l + 2s_1 s_2 s_3 s_4 \sqrt{a_l b_l c_l d_l} \quad (22)$$

Based on constraints 4) and 8), we let $\hat{\tau} = c_l, \forall l$ and we have $d_l = 1 - \hat{\tau}, \forall l$. By constraint 9) we have $\sum_{l=1}^3 a_l = \hat{\tau}$ and $\sum_{l=1}^3 b_l = 1 - \hat{\tau}$. By constraint 2) we have $s_1 s_2 \sum_{l=1}^3 \sqrt{a_l b_l} = s_3 s_4 \sqrt{c_1 d_1} = s_3 s_4 \hat{\tau} (1 - \hat{\tau})$. With these, (22) becomes

$$\hat{\tau}^2 + (1 - \hat{\tau})^2 + 2\hat{\tau}(1 - \hat{\tau}) = 1 \quad (23)$$

We define another function $g_{\tau v} : \mathbb{R}^{4 \times 4 \times 3} \rightarrow \mathbb{R}^3$.

$$g_{\tau v}(\{\mathbf{Y}_{\tau,l}\}_3) := \text{stack}\{\mathbf{Y}_{\tau,l}(1,3)\}_3 \quad (24)$$

The following proposition shows that the bilinear variable $\tau \mathbf{v}$ can be recovered from a rank-1 $\{\mathbf{Y}_{\tau,l}\}_3$.

Proposition 3: Let $(\tau, \mathbf{v}) := g_\tau(\{\mathbf{Y}_{\tau,l}\}_3)$. When the matrices $\{\mathbf{Y}_{\tau,l}\}_3 \in \mathcal{Y}_\tau$ and $\text{rank}(\mathbf{Y}_{\tau,l}) = 1, \forall l$, it holds that

$$g_{\tau v}(\{\mathbf{Y}_{\tau,l}\}_3) = \tau \mathbf{v} \quad (25)$$

Proof: We write $\mathbf{Y}_{\tau,l}$ in the form of (22) and proving (25) is equivalent to prove the following equality,

$$s_1 s_3 \sqrt{a_l c_l} = s_1 s_3 c_l \sqrt{a_l c_l} + s_2 s_4 c_l \sqrt{b_l d_l}, \quad \forall l = 1, \dots, 3 \quad (26)$$

By constraint 5) we have $s_2 s_3 \sqrt{b_l c_l} = s_1 s_4 \sqrt{a_l d_l}$. Substitute to the r.h.s of (26) to get $s_1 \sqrt{a_l c_l} (s_3 c_l + s_4 d_l)$. By constraints 7) and 4) we have $s_3 = s_4$ and $c_l + d_l = 1$. Substitute to (26) and the equality is proved. ■

We demonstrate in the following proposition that the rank-1 condition (7) can be obtained for every matrix in $\{\mathbf{Y}_{\tau,l}\}_3$ through maximization of a sum of $\lambda_1(\mathbf{Y}_{\tau,l})$.

Proposition 4: When $\sum_i \lambda_1(\mathbf{Y}_{\tau,l})$ is maximized and $\{\mathbf{Y}_{\tau,l}\}_3 \in \mathcal{Y}_\tau$, i.e.,

$$\{\mathbf{Y}_{\tau,l}^*\}_3 = \text{argmax}(\sum_l \lambda_1(\mathbf{Y}_{\tau,l})) \in \mathcal{Y}_\tau, \quad (27)$$

we have $\text{rank}(\mathbf{Y}_{\tau,l}^*) = 1, \forall l$.

Proof: Because the trace is also the sum of the eigenvalues, with the sum of the trace fixed, we have

$$\sum_{l=1}^3 \lambda_1(\mathbf{Y}_{\tau,l}) + \sum_{l=1}^3 \sum_{i=2}^4 \lambda_i(\mathbf{Y}_{\tau,l}) = 4. \quad (28)$$

Since the matrices are PSD, when $\{\mathbf{Y}_{\tau,l}^*\}_3 = \text{argmax}(\sum_l \lambda_1(\mathbf{Y}_{\tau,l}))$ we have $\sum_{l=1}^3 \sum_{i=2}^4 \lambda_i(\mathbf{Y}_{\tau,l}^*) = 0$. Thus $\text{rank}(\mathbf{Y}_{\tau,l}^*) = 1, \forall l \in \{1, 2, 3\}$. ■

V. APPLICATIONS

In this section, we connect the lifted fixed-trace PSD matrices with some robotic problems through virtual robots. For each problem, we first utilize the SP robot as a module to construct a virtual kinematic chain. Then, we show that the solutions to a kinematics problem of the virtual kinematic chain are also solutions to the original problem.

A. Prospective-n-Point problem

To begin with, we review the prospective-n-point (PnP) problem defined below.

Definition 4: Given the global coordinates of a set of points $\{\mathbf{q}_1, \dots, \mathbf{q}_n\}$ and their projections $\{\mathbf{p}_1, \dots, \mathbf{p}_n\}$ (in pixels) onto the image plane of a camera¹ with the intrinsic matrix \mathbf{K} . The PnP problem is to find the camera pose (\mathbf{R}, \mathbf{t}) such that

$$\tilde{\mathbf{p}}_i = \mathbf{K}(\mathbf{R}^\top \mathbf{q}_i - \mathbf{R}^\top \mathbf{t}), \quad \forall i = 1, \dots, n, \quad (29)$$

where $\tilde{\mathbf{p}}_i \in \mathbb{R}^3$ is tied with the image coordinates \mathbf{p}_i via $\mathbf{p}_i = [\tilde{\mathbf{p}}_i^{(1)} / \tilde{\mathbf{p}}_i^{(3)} \ \tilde{\mathbf{p}}_i^{(2)} / \tilde{\mathbf{p}}_i^{(3)}]^\top$.

We define the following problem.

Problem 6 (PnP Problem):

$$\min_{\mathbf{R} \in \text{SO}(3), \mathbf{t} \in \mathbb{R}^3, \{\tau_i\}_n \in \mathbb{R}^n} \sum_i^n \left\| \frac{\mathbf{q}_i - \mathbf{t}}{\tau_i} - \mathbf{R} \hat{\mathbf{p}}_i \right\|^2 \quad (30)$$

The factor τ_i is a positive scalar. The vector $\hat{\mathbf{p}}_i$ is a unit vector pointing from the camera origin to the image plane projection \mathbf{p}_i obtained by normalizing $[\mathbf{p}_i \ f_{cam}]^\top$, where f_{cam} is the camera focal length.

We develop the following proposition, followed by proof.

Proposition 5: A pose $(\mathbf{R}^*, \mathbf{t}^*)$ is a solution to the PnP problem in Definition 4 if and only if there exists a $\{\tau_i^*\}_n$ such that $(\mathbf{R}^*, \mathbf{t}^*, \{\tau_i^*\}_n)$ is a minimizer of Problem 6, and the corresponding minimal cost is zero.

Proof: On the one hand, a minimizer $(\mathbf{R}^*, \mathbf{t}^*, \{\tau_i^*\}_n)$ of Problem 6 yields the relation

$$\mathbf{q}_i - \mathbf{t}^* = \tau_i^* \mathbf{R}^* \hat{\mathbf{p}}_i. \quad (31)$$

We substitute (31) along with $\mathbf{K} = \text{diag}(f_{cam}, f_{cam}, 1)$ and $\hat{\mathbf{p}}_i = [\mathbf{p}_i \ f_{cam}]^\top / (\|\mathbf{p}_i \ f_{cam}\|)$ to the r.h.s. of (29):

$$r.h.s. = \tau_i^* f_{cam} / (\|\mathbf{p}_i \ f_{cam}\|) [\mathbf{p}_i \ 1]^\top. \quad (32)$$

It can be seen that \mathbf{p}_i can be recovered by dividing (32) by the third entry of itself, thus matching Definition 4.

¹Throughout this work, we assume the camera has no distortion and the principal points are located at $(0, 0)$ of the image plane.

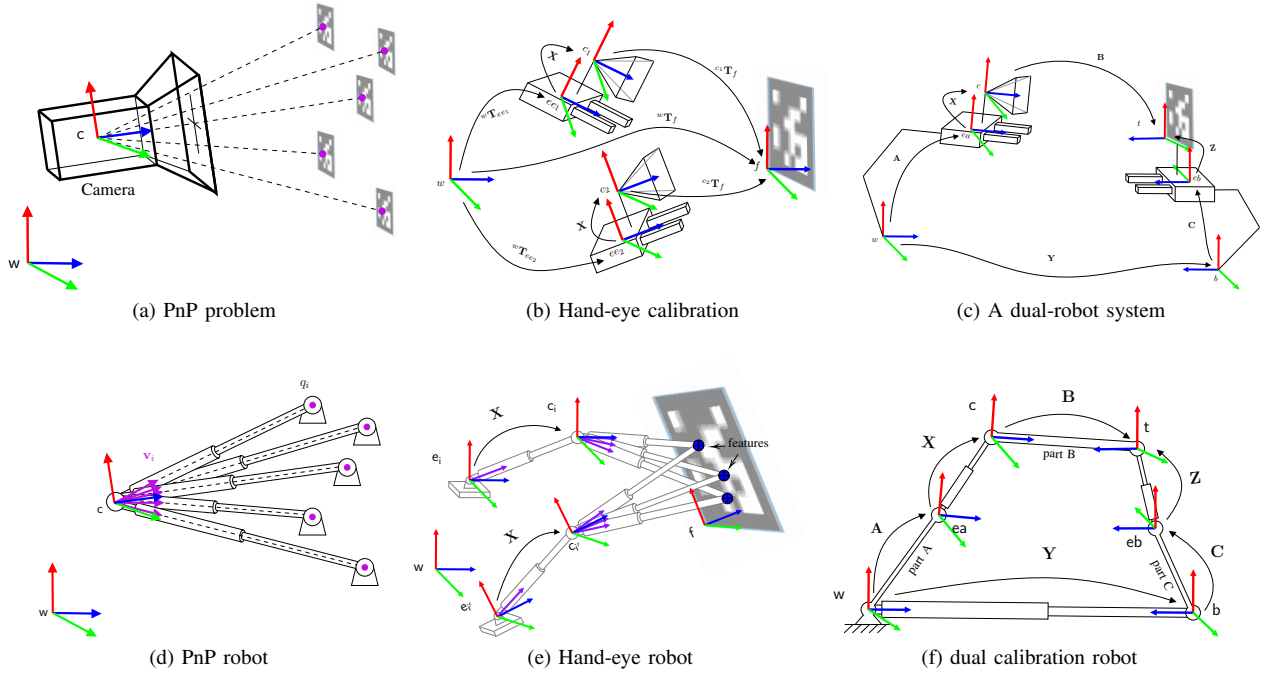


Fig. 2: Some estimation and calibration problems in robotics can be formulated as kinematics problems of virtual robots.

On the other hand, because \mathbf{p}_i is the projection of \mathbf{q}_i onto the image plane, $\mathbf{q}_i - \mathbf{t}$ and $\mathbf{R}\mathbf{p}_i$ are collinear. Moreover, because $\hat{\mathbf{p}}_i$ is a normalization of \mathbf{p}_i , $\mathbf{q}_i - \mathbf{t}$ and $\mathbf{R}\hat{\mathbf{p}}_i$ are collinear. Therefore there exists factors $\{\tau_i\}_n$ such that $\frac{\mathbf{q}_i - \mathbf{t}}{\tau_i} = \mathbf{R}\hat{\mathbf{p}}_i, \forall i = 1, \dots, n$ and $(\mathbf{R}, \mathbf{t}, \{\tau_i\}_n)$ is a minimizer of Problem 6. ■

Assumption 1: The following conditions hold true:

- 1) $n \geq 6$;
- 2) The points \mathbf{q}_i are in general position, meaning four or more of them do not lie on a single plane in \mathbb{R}^3 ;

As pointed out in [4], when the number of features is greater than or equal to 6, the solution to the PnP problem is unique under the assumption that the features are in general positions, summarized in the following lemma.

Lemma 1 (see [4] for a proof): When Assumption 1 holds, the PnP problem in Definition 4 has one unique solution.

B. Hand-eye calibration

The hand-eye calibration aims to find the transformation between the robot end effector and a rigidly mounted camera on the robot². Suppose a fixed object (e.g., an AprilTag) with an unknown pose $(\mathbf{R}_f, \mathbf{t}_f)$ is represented by n features and measured by the camera from multiple robot configurations indexed $i = 1, \dots, m$. We denote \mathbf{e}_i and \mathbf{c}_i as the frames of the end-effector and the camera under robot configuration i , respectively. Consider any two configurations i and i' as shown in Fig. 2b, the hand-eye calibration problem can be formulated using the following relation

$$\mathbf{A}\mathbf{X} = \mathbf{X}\mathbf{B} \quad (33)$$

²In this paper, we consider the eye-in-hand calibration, meaning that the camera is fixed on the end-effector of the robot.

where

$$\begin{aligned} \mathbf{A} &= ({}^w\mathbf{T}_{\mathbf{e}_{i'}})^{-1} {}^w\mathbf{T}_{\mathbf{e}_i}, \text{ and} \\ \mathbf{B} &= {}^{c_{i'}}\mathbf{T}_f ({}^{c_i}\mathbf{T}_f)^{-1}. \end{aligned} \quad (34)$$

Transformations ${}^w\mathbf{T}_{\mathbf{e}_2}, {}^w\mathbf{T}_{\mathbf{e}_1}$ are computed by performing robot calibration and ${}^{c_2}\mathbf{T}_f, {}^{c_1}\mathbf{T}_f$ are found from camera calibration. The goal of hand-eye calibration is to find the unknown transformation matrix \mathbf{X} as a solution to (33). The transformation \mathbf{X} can be decomposed as

$$\mathbf{X} = \begin{bmatrix} \mathbf{R}_x & \mathbf{t}_x \\ \mathbf{0} & 1 \end{bmatrix} \quad (35)$$

where $\mathbf{R}_x \in \text{SO}(3)$ and $\mathbf{t}_x \in \mathbb{R}^3$.

C. Simultaneous calibration of dual-robot systems

We consider another calibration scenario shown in Fig. 2c, where the hand-eye, flange-tool, and robot-robot transformations are calibrated simultaneously. The coordinate systems $\mathbf{e}_a, \mathbf{e}_b, \mathbf{c}, \mathbf{t}$, and \mathbf{b} are rigidly attached to the end-effector of robot 1, the end-effector of robot 2, the camera attached to robot 1, the calibration target attached to robot 2, and the base of robot 2, respectively. The relation among these coordinate systems satisfies the equation

$$\mathbf{A}\mathbf{X}\mathbf{B} = \mathbf{Y}\mathbf{C}\mathbf{Z}, \quad (36)$$

where \mathbf{X}, \mathbf{Y} , and \mathbf{Z} are the unknown transformation matrices

$$\mathbf{X} = \mathbf{T}_{\mathbf{e}_a}^{-1}\mathbf{T}_{\mathbf{c}}, \quad \mathbf{Y} = \mathbf{T}_{\mathbf{b}}, \quad \mathbf{Z} = \mathbf{T}_{\mathbf{e}_b}^{-1}\mathbf{T}_{\mathbf{t}}. \quad (37)$$

The matrices \mathbf{A}, \mathbf{B} , and \mathbf{C} are the measured transformations

$$\mathbf{A} = {}^w\mathbf{T}_{\mathbf{e}_a}, \quad \mathbf{B} = {}^c\mathbf{T}_{\mathbf{t}}, \quad \mathbf{C} = {}^b\mathbf{T}_{\mathbf{e}_b}. \quad (38)$$

D. Kinematics model: PnP robot

We show below that we can construct a virtual robot using an assembly of SP robots and use its pose to represent the camera pose.

Definition 5: A PnP robot is comprised of n SP robots, where all of their spherical joints share the same parent, which we call the base. We denote the pose of the base $({}^w\tilde{\mathbf{R}}_c, {}^w\tilde{\mathbf{t}}_c)$. We also denote $\{\mathbf{v}_i, \tau_i\}_n$ as SP robots' unit vectors and joint position.

E. Kinematics model: hand-eye robot

With the SP robot and PnP robot defined, we are ready to complete the kinematic chain of a virtual robot for the hand-eye calibration task.

Definition 6: A hand-eye robot has m bases, where the transformation from each base $i \in \{1, \dots, m\}$ to the world is ${}^w\mathbf{T}_{c_i}$. From each base, an SP robot connects to the camera origin of c_i . A PnP robot connects to all features $\{f_j\}_n$ and the base of the PnP robot is attached to c_i . We denote the sets of all prismatic variables of the hand-eye robot as $(\boldsymbol{\tau}, \mathcal{V})$. A visualization of the hand-eye robot is in Fig. 2e.

F. Kinematics model: dual calibration robot

We propose the following virtual robot for the simultaneous calibration of dual-robot systems.

Definition 7: A dual calibration robot has three fixed links, parts A, B, and C. Reference frames are attached to the ends of the three parts. The transformation between the two attached reference frames are fixed to the values \mathbf{A} , \mathbf{B} , and \mathbf{C} for the parts A, B, and C, respectively. Each pair of the parts is connected via a spherical joint followed by a prismatic joint, then another spherical joint, as shown in Fig. 2f. The lower end of part A is rigidly attached to the world reference frame.

The coordinate systems in the dual-robot system can be represented by the reference frames of a dual calibration robot. The parameters \mathbf{A} , \mathbf{B} , and \mathbf{C} are modeled using rigid bodies, while the unknown transformations \mathbf{X} , \mathbf{Y} , and \mathbf{Z} are represented using SP robots. The dual-robot system may have different configurations, where measurements of the transformations \mathbf{A} , \mathbf{B} , and \mathbf{C} can be different. We denote the number of measurements as m and $\{\mathbf{A}_i, \mathbf{B}_i, \mathbf{C}_i\}_m$ the measured transformations. The unknown transformations \mathbf{X} , \mathbf{Y} , \mathbf{Z} are assumed to remain the same among different configurations, i.e.,

$$\mathbf{X}_i = \mathbf{X}_{i'}, \mathbf{Z}_i = \mathbf{Z}_{i'}, \text{ and } \mathbf{Y}_i = \mathbf{Y}_{i'}, \quad \forall i, i' = 1, \dots, m. \quad (39)$$

Such equality of transformation will be discussed in detail in Section V-G.

G. Kinematics problems

We define the following kinematics problem for the PnP, hand-eye, and dual calibration robots. See Table II for a summary of the problem settings for specific problems.

Problem	PnP	Hand-Eye	Dual Calibration
Number of SP robots	n	$m(n+1)$	$3m$
Number of unknown Rotations	1	$m+1$	$3m$
Objective Function f_k	Reproj. Error	Reproj. Error	$\ \mathbf{AXB} - \mathbf{YCZ}\ _F$
Constraints	Kine. Closure	Kine. Closure, \mathbf{X} Equality	$\mathbf{X}, \mathbf{Y}, \mathbf{Z}$ Equality

TABLE II: Kinematics problems of the virtual robots

Problem 7 (Kinematics Problem of Virtual Robots):

$$\min_{\boldsymbol{\tau}, \mathcal{V}, \mathcal{R}} f_k(\boldsymbol{\tau}, \mathcal{V}, \mathcal{R}) \quad (40a)$$

$$\text{subject to} \quad e_{kc}(\boldsymbol{\tau}, \mathcal{V}, \mathcal{R}) = 0 \quad (40b)$$

$$e_{te}(\boldsymbol{\tau}, \mathcal{V}, \mathcal{R}) = 0 \quad (40c)$$

The variable $\{\boldsymbol{\tau}, \mathcal{V}\}$ is the set of prismatic variables of SP robots. The variable \mathcal{R} is the set of unknown rotation matrices. The functions f_k , e_{kc} and e_{te} stand for the *kinematics objective*, *kinematic closure* and *transformation equality* functions, respectively, which we discuss in details below.

Objective function. The objective functions of these problems encode the estimation/calibration metrics. For the PnP and hand-eye robots, this is the reprojection error defined by the norm of the difference of the unit vectors \mathbf{v}_i of the prismatic joints and the oriented measurements $\mathbf{R}_c \hat{\mathbf{p}}_i$. For the dual calibration robot, the objective function is the difference $\|\mathbf{AXB} - \mathbf{YCZ}\|_F$.

Constraints. The constraints of the kinematics problems are defined to reduce the feasible set such that any solution to the kinematics problem is a feasible solution to the original estimation/calibration problem. This includes the following types.

- **Kinematic closure.** This constraint restricts the kinematic closure of the kinematic chains.
- **Transformation Equality.** This constraint restricts the consistency of some transformations in different configurations.

Example 1 (PnP robot kinematics): The following proposition relates the kinematics problems of the PnP robot and the PnP problem.

Proposition 6: Let $\{\mathbf{q}_1, \dots, \mathbf{q}_n\}$ be a set of points that satisfy Assumption 1 and let $\{\mathbf{p}_1, \dots, \mathbf{p}_n\}$ be their projections onto the image plane of a camera with intrinsics \mathbf{K} and pose $({}^w\mathbf{R}_c, {}^w\mathbf{t}_c)$. We attach every end-effector of a PnP robot to \mathbf{q}_i . Then $({}^w\tilde{\mathbf{R}}_c, {}^w\tilde{\mathbf{t}}_c) = ({}^w\mathbf{R}_c, {}^w\mathbf{t}_c)$ if and only if $(\{\mathbf{v}_i, \tau_i\}_n, {}^w\tilde{\mathbf{R}}_c, {}^w\tilde{\mathbf{t}}_c)$ is a minimizer of

Problem 8 (PnP Robot Kinematics):

$$\min_{\{\mathbf{v}_i, \tau_i\}_n, {}^w\tilde{\mathbf{R}}_c, {}^w\tilde{\mathbf{t}}_c} f_k := \sum_i^n \|\mathbf{v}_i - {}^w\tilde{\mathbf{R}}_c \hat{\mathbf{p}}_i\|_2^2 \quad (41a)$$

subject to $p({}^w\tilde{\mathbf{t}}_c, \tau_i, \mathbf{v}_i) = \mathbf{q}_i, \forall i = 1, \dots, n$ (41b) and the corresponding minimal cost is zero.

Proof: On the one hand, when $(\{\mathbf{v}_i, \tau_i\}_n, {}^w\tilde{\mathbf{R}}_c, {}^w\tilde{\mathbf{t}}_c)$ minimizes the objective function and the corresponding cost is zero, we have $\mathbf{v}_i = {}^w\tilde{\mathbf{R}}_c \hat{\mathbf{p}}_i$ and ${}^w\tilde{\mathbf{t}}_c + \tau_i \tau_i \mathbf{v}_i = \mathbf{q}_i, \forall i =$

$1, \dots, n$. This means that $\frac{\mathbf{q}_i - \mathbf{w}\tilde{\mathbf{t}}_c}{\tau_u \tau_i} = {}^w\tilde{\mathbf{R}}_c \hat{\mathbf{p}}_i$. By Proposition 5, we know that $({}^w\tilde{\mathbf{R}}_c, {}^w\tilde{\mathbf{t}}_c)$ is a solution to the PnP problem and therefore $({}^w\tilde{\mathbf{R}}_c, {}^w\tilde{\mathbf{t}}_c) = ({}^w\mathbf{R}_c, {}^w\mathbf{t}_c)$.

On the other hand, when $({}^w\tilde{\mathbf{R}}_c, {}^w\tilde{\mathbf{t}}_c) = ({}^w\mathbf{R}_c, {}^w\mathbf{t}_c)$, by Proposition 5, there exists a $\{\tilde{\tau}_i\}_n$ such that $\frac{\mathbf{q}_i - \mathbf{w}\tilde{\mathbf{t}}_c}{\tilde{\tau}_i} = {}^w\tilde{\mathbf{R}}_c \hat{\mathbf{p}}_i, \forall i = 1, \dots, n$. Let $\tilde{\tau}_i = \tau_u \tau_i$ and $\mathbf{v}_i = \frac{\mathbf{q}_i - \mathbf{w}\tilde{\mathbf{t}}_c}{\tilde{\tau}_i}$ and $(\{\mathbf{v}_i, \tau_i\}_n, {}^w\tilde{\mathbf{R}}_c, {}^w\tilde{\mathbf{t}}_c)$ is a minimizer of Problem 8 with minimal cost equals to zero. ■

Problem 8 minimizes the reprojection error (41a) while constraining the kinematic closure through (41b). Proposition 6 enables us to convert a PnP problem to a kinematics problem of a virtual PnP robot.

Example 2 (Hand-eye robot Kinematic constraints): We investigate the hand-eye robot to demonstrate the kinematics constraints. Observe that (33) is equivalent to the following equation by substituting (34)

$${}^w\mathbf{T}_{e_i} \mathbf{X}^{c_i} \mathbf{T}_f = {}^w\mathbf{T}_{e_{i'}} \mathbf{X}^{c_{i'}} \mathbf{T}_f \quad (42)$$

It can be seen that (42) encodes two constraints $\forall i, i' \in \{1, \dots, m\}$:

$$\text{Kinematics closure: } {}^w\mathbf{T}_{e_i} {}^{e_i}\mathbf{T}_{c_i} \mathbf{T}_f = {}^w\mathbf{T}_{e_{i'}} {}^{e_{i'}}\mathbf{T}_{c_{i'}} \mathbf{T}_f \quad (43a)$$

$$\text{Transformation equality: } \mathbf{X} = {}^{e_i}\mathbf{T}_{c_i} = {}^{e_{i'}}\mathbf{T}_{c_{i'}}. \quad (43b)$$

The (43a) is a kinematic closure constraint, meaning that the transformations from the target to the world frame are the same following the kinematic chain of every measurement: $f \rightarrow c_i \rightarrow e_i$. Constraint (43b) enforces that the transformations $\{{}^{e_i}\mathbf{T}_{c_i}\}_m$ equals \mathbf{X} for every measurement.

H. Semidefinite Relaxation

Consider the variable set

$$\mathcal{X} := \{\tau, \mathcal{V}, \mathcal{R}, \tau\mathcal{V}\} \quad (44)$$

The set $\tau\mathcal{V}$ is the product set $\tau\mathcal{V} := \{\tau\mathbf{v} | \tau \in \tau, \mathbf{v} \in \mathcal{V}\}$. In general, for the defined virtual robots, the kinematics Problem 7 consists of (i) an objective function f_k that is quadratic to \mathcal{X} , and (ii) constraints linear to \mathcal{X} . This means Problem 7 is convex in \mathcal{X} (see Problem 8 for an example).

As we have shown in Section II-C and IV, \mathcal{R} , and $\tau, \mathcal{V}, \tau\mathcal{V}$ can be represented exactly using rank-1 matrices $\{\mathbf{Y}_i | \mathbf{Y}_i \in \mathcal{Y}\}, \{\{\mathbf{Y}_\tau\}_3 | \{\mathbf{Y}_\tau\}_3 \in \mathcal{Y}_\tau\}$.

Remark 1: We remark that, for the dual hand-eye robot \mathcal{X} needs to include $\mathcal{VR}, \mathcal{RR}$ for Problem 7 to be convex. We will discuss how to account for these additional variables in Section VI-D.

VI. KINEMATICS PROBLEMS OF VIRTUAL ROBOTS

In this section, we first introduce a general formulation of the transformation equality constraint. Then, we investigate the kinematics problems of the hand-eye and dual calibration robots.

A. Constraint on constant transformation between two reference frames

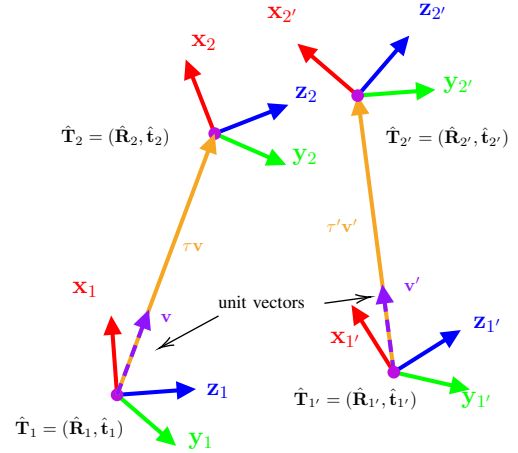


Fig. 3: The consistency of transformations between reference frames with unknown absolute poses, $\mathbf{T}_1^{-1}\mathbf{T}_2 = \mathbf{T}_{1'}^{-1}\mathbf{T}_{2'}$, can be enforced through constraints on $\hat{\mathbf{R}}_1, \hat{\mathbf{R}}_2, \hat{\mathbf{R}}_{1'}, \hat{\mathbf{R}}_{2'}, \tau, \tau', \mathbf{v}$, and \mathbf{v}' .

Consider two reference frames f_1, f_2 and their corresponding frames after some rigid-body transformations, f_1', f_2' . We denote the global poses $\hat{\mathbf{T}}_1 := {}^w\mathbf{T}_{f_1} = (\hat{\mathbf{R}}_1, \hat{\mathbf{t}}_1)$ and $\hat{\mathbf{T}}_2 := {}^w\mathbf{T}_{f_2} = (\hat{\mathbf{R}}_2, \hat{\mathbf{t}}_2)$ (and similarly, $\hat{\mathbf{T}}_{1'}$ and $\hat{\mathbf{T}}_{2'}$). Suppose the two frames are attached rigidly and the relative transformation remains the same, i.e., ${}^{f_1}\mathbf{T}_{f_2} = {}^{f_1'}\mathbf{T}_{f_2'}$, which is equivalent to

$$\hat{\mathbf{T}}_1^{-1}\hat{\mathbf{T}}_2 = \hat{\mathbf{T}}_{1'}^{-1}\hat{\mathbf{T}}_{2'}. \quad (45)$$

The decoupled translations and rotations of (45) satisfy

$$\hat{\mathbf{R}}_1^\top (\hat{\mathbf{t}}_2 - \hat{\mathbf{t}}_1) = \hat{\mathbf{R}}_{1'}^\top (\hat{\mathbf{t}}_{2'} - \hat{\mathbf{t}}_{1'}) \quad (46a)$$

$$\hat{\mathbf{R}}_1^\top \hat{\mathbf{R}}_2 = \hat{\mathbf{R}}_{1'}^\top \hat{\mathbf{R}}_{2'}. \quad (46b)$$

Recall that, by Proposition 2, $\hat{\mathbf{t}}_2$ can be represented using the forward kinematics of an SP robot connecting the frames 1 and 2. We denote the prismatic variables of this SP robot as τ, \mathbf{v} and τ', \mathbf{v}' between the motion, then substitute $\hat{\mathbf{t}}_2 = p(\hat{\mathbf{t}}_1, \tau, \mathbf{v})$, $\hat{\mathbf{t}}_{2'} = p(\hat{\mathbf{t}}_{1'}, \tau', \mathbf{v}')$ into the (46a) and get

$$\hat{\mathbf{R}}_1^\top \tau \mathbf{v} = \hat{\mathbf{R}}_{1'}^\top \tau' \mathbf{v}'. \quad (47)$$

Definition 8: For two reference frame 1 and 2, the transformation equality constraint is defined as $\{\tau, \mathbf{v}, \hat{\mathbf{R}}_1, \hat{\mathbf{R}}_2, \tau', \mathbf{v}', \hat{\mathbf{R}}_{1'}, \hat{\mathbf{R}}_{2'}\} \in \mathcal{C}_{ft}$ such that

$$\tau = \tau'. \quad (48a)$$

$$\hat{\mathbf{R}}_1^{(l_1)\top} \mathbf{v} = \hat{\mathbf{R}}_{1'}^{(l_1)\top} \mathbf{v}', \forall l_1 = 1, 2, 3, \text{ and}, \quad (48b)$$

$$\hat{\mathbf{R}}_1^{(l_1)\top} \hat{\mathbf{R}}_2^{(l_2)} = \hat{\mathbf{R}}_{1'}^{(l_1)\top} \hat{\mathbf{R}}_{2'}^{(l_2)}, \forall l_1 \in \{1, 2, 3\}, l_2 \in \{1, 2\}. \quad (48c)$$

The indices $\{l_1, l_2\}$ are for the columns of the rotation matrices \mathbf{R}_1 and \mathbf{R}_2 .

Proposition 7: The relative transformation between two reference frames 1 and 2 remains the same, i.e., (46) holds, if and only if $\{\tau, \mathbf{v}, \hat{\mathbf{R}}_1, \hat{\mathbf{R}}_2, \tau', \mathbf{v}', \hat{\mathbf{R}}_{1'}, \hat{\mathbf{R}}_{2'}\} \in \mathcal{C}_{ft}$.

Proof: We start with the relative translation (46a) by multiplying τ and τ' on left and right of (48b) and concatenate for all of the columns i we obtain $\hat{\mathbf{R}}_1^\top (\hat{\mathbf{t}}_2 - \hat{\mathbf{t}}_1) = \hat{\mathbf{R}}_{1'}^\top (\hat{\mathbf{t}}_{2'} - \hat{\mathbf{t}}_{1'})$.

We now prove for the relative rotation (46b). Rotation preserves cross product, meaning that

$$\hat{\mathbf{R}}_1^{(i)\top} (\hat{\mathbf{R}}_2^{(1)} \times \hat{\mathbf{R}}_2^{(2)}) = (\hat{\mathbf{R}}_1^{(i)\top} \hat{\mathbf{R}}_2^{(1)}) \times (\hat{\mathbf{R}}_1^{(i)\top} \hat{\mathbf{R}}_2^{(2)}). \quad (49)$$

Using this result and (48c), we can obtain

$$\hat{\mathbf{R}}_1^{(i)\top} (\hat{\mathbf{R}}_2^{(1)} \times \hat{\mathbf{R}}_2^{(2)}) = \hat{\mathbf{R}}_{1'}^{(i)\top} (\hat{\mathbf{R}}_{2'}^{(1)} \times \hat{\mathbf{R}}_{2'}^{(2)}), \forall i \in \{1, 2, 3\}. \quad (50)$$

Because $\hat{\mathbf{R}}_2^{(3)} = \hat{\mathbf{R}}_2^{(1)} \times \hat{\mathbf{R}}_2^{(2)}$, we have

$$\hat{\mathbf{R}}_1^{(i)\top} \hat{\mathbf{R}}_2^{(3)} = \hat{\mathbf{R}}_{1'}^{(i)\top} \hat{\mathbf{R}}_{2'}^{(3)}, \forall i \in \{1, 2, 3\}. \quad (51)$$

Then (46b) is a concatenation of (48c) and (51) for $(i, j) \in \{1, 2, 3\}$. ■

Intuitively, the reference frames are connected using SP robots, and the equality of the relative transformation can be bounded by (48) acting on the variables related to the SP robots.

Remark 2: For the dual calibration robot, the constraints (48b) and (48c) can be

- *linear* when \mathbf{R}_1 is known and \mathbf{R}_2 is unknown (e.g., \mathbf{X} and \mathbf{Y});
- *quadratic* when $\mathbf{R}_1, \mathbf{R}_2$ are both unknown (e.g., \mathbf{Z}).

For the latter case to fit in a convex problem, we will discuss how to relax these into linear constraints in Section VI-D.

B. Hand-eye robot

The hand-eye robot is designed to model the transformations within the hand-eye calibration problem using the robot's poses. Specifically, we have fixed the poses between the hand-eye robot's bases to be $\{^w\mathbf{T}_{e_i}\}_m$. Moreover, we want to represent the camera poses $\{^w\mathbf{T}_{c_i}\}_m$ using the pose of the PnP robots' bases $\{\tilde{^w\mathbf{R}}_{c_i}, \tilde{\mathbf{t}}_{c_i}\}_n$. Once these equivalences are established, we can find the solution to the hand-eye calibration problem \mathbf{X} by computing the relative transformation of the poses of e_i and c_i . We will show that this can be done using proper constraints.

To begin with, we define the unknown variables that, once solved in the kinematics problem, can be used to recover the transformation \mathbf{X} .

$$\begin{aligned} \{\mathbf{R}\} &:= \{\mathbf{R}_{c_i}\}_m, \mathbf{R}_f \\ \tau &:= \{\tau_{e_i, c_i}\}_m, \{\tau_{c_i, f_j}\}_{i=1, \dots, m, j=1, \dots, n}, \text{ and} \\ \mathcal{V} &:= \{\mathbf{v}_{e_i, c_i}\}_m, \{\mathbf{v}_{c_i, f_j}\}_{i=1, \dots, m, j=1, \dots, n}, \end{aligned} \quad (52)$$

The rotations include all the camera orientations and the calibration object. The subscripts like $\{e_i, c_i\}$ mean that the prismatic variable is for the connection e_i and c_i . For brevity, we rename $\tau_{0i} := \tau_{e_i, c_i}$, $\mathbf{v}_{0i} := \mathbf{v}_{e_i, c_i}$, $\tau_{ij} := \tau_{c_i, f_j}$, and $\mathbf{v}_{ij} := \mathbf{v}_{c_i, f_j}$.

So far, we have derived the constraints in the form of (43). We first look at (43a), and define the forward kinematics of a chain: $e_i \rightarrow c_i \rightarrow f_j \rightarrow f$.

$$p_{fk, ij}(\tau, \mathcal{V}, {}^w\mathbf{R}_f) := p(p({}^w\mathbf{t}_{e_i}, \tau_{0i}, \mathbf{v}_{0i}), \tau_{ij}, \mathbf{v}_{ij}) - {}^w\mathbf{R}_f \mathbf{f}_j \quad (53)$$

The vector \mathbf{f}_j is the feature position relative to the feature frame, available before the calibration. Next, we equate (53) for different (i, j) to get

$$\begin{aligned} \forall i, i' = 1, \dots, m, \quad j, j' = 1, \dots, n: \\ p_{fk, ij}(\tau, \mathcal{V}, {}^w\mathbf{R}_f) = p_{fk, i'j'}(\tau, \mathcal{V}, {}^w\mathbf{R}_f) \end{aligned} \quad (54)$$

Observe that (54) is the translation part of (43a). We note that the rotation part for (43a) is trivial as the target

Next, we decouple (43b) into rotation and translation then substitute $\mathbf{t}_{c_i} = \mathbf{t}_{e_i} + \mathbf{R}_{e_i} \mathbf{t}_{c_i}$ and get

$$\mathbf{R}_{e_i}^\top \mathbf{R}_{c_i} = \mathbf{R}_{e_i'}^\top \mathbf{R}_{c_i'} \quad (55a)$$

$$\mathbf{R}_{e_i}^\top \mathbf{t}_{c_i} - \mathbf{R}_{e_i'}^\top \mathbf{t}_{c_i'} = \mathbf{R}_{e_i}^\top \mathbf{t}_{e_i} - \mathbf{R}_{e_i'}^\top \mathbf{t}_{e_i'} \quad (55b)$$

Then we substitute $\mathbf{t}_{c_i} = p(\mathbf{t}_{e_i}, \tau_{0i}, \mathbf{v}_{0i})$ into (55b) and

$$\mathbf{R}_{e_i}^\top \tau_{0i} \mathbf{v}_{0i} = \mathbf{R}_{e_i'}^\top \tau_{0i'} \mathbf{v}_{0i'}. \quad (56)$$

Observe that (56) is exactly (47). Now, we summarize the objective function and constraints

$$h_k(\tau, \mathcal{V}, \mathcal{R}) := f_1(\mathcal{V}, \mathbf{R}_{c_i}) = \sum_i^m \sum_j^n \|\mathbf{v}_{ij} - \mathbf{R}_{c_i} \hat{\mathbf{p}}_i\|_2^2 \quad (57)$$

$$e_{kc}(\tau, \mathcal{V}, \mathcal{R}) = 0 : \quad (54)$$

$$e_{te}(\tau, \mathcal{V}, \mathcal{R}) = 0 : \quad (55a), (56)$$

Proposition 8: When the features satisfy Assumption 1, if there exists a solution $(\tau^*, \mathcal{V}^*, \mathbf{R}_{c_i}^*, \mathbf{R}_f^*)$ to Problem 7 using the setting (57) and $f_1(\mathcal{V}^*, \mathbf{R}_{c_i}^*) = 0$, then the camera poses $\{^w\mathbf{T}_{c_i}\}_m := \{(\mathbf{R}_{c_i}^*, p(\mathbf{t}_{e_i}^*, \tau_{0i}^*, \mathbf{v}_{0i}^*))\}_m$ equals the camera poses $\{^w\mathbf{T}_{c_i}\}_m$ in the hand-eye calibration problem and $\mathbf{X} = {}^w\mathbf{T}_{e_i}^\top {}^w\mathbf{T}_{c_i}$.

Proof: By Proposition 6 we know that the camera pose ${}^w\mathbf{T}_{c_i} = (\hat{\mathbf{R}}_{c_i}, \hat{\mathbf{t}}_{c_i})$ is unique for the measurement of each camera c_i . Thus ${}^w\mathbf{T}_{c_i} = {}^w\mathbf{T}_{c_i}$ because otherwise the uniqueness would be violated. Because $\hat{\mathbf{t}}_{c_i}$ is fixed, the SP robot between e_i and c_i is fixed, meaning we can express $\hat{\mathbf{t}}_{c_i}$ using the forward kinematics of this SP robot $p(\mathbf{t}_{e_i}^*, \tau_{0i}^*, \mathbf{v}_{0i}^*)$. Finally, \mathbf{X} is derived as the relative transformation between ${}^w\mathbf{T}_{e_i}$ and ${}^w\mathbf{T}_{c_i}$. ■

C. Dual calibration robot

To represent the configuration of the dual calibration robot, we need the following variables

$$\begin{aligned} \{\mathbf{R}\} &:= \{\mathbf{R}_{c_i}, \mathbf{R}_{eb_i}, \mathbf{R}_{t_i}\}_m, \\ \tau &:= \{\tau_{ea, c, i}, \tau_{eb, t, i}, \tau_{wb, i}\}_m, \text{ and} \\ \mathcal{V} &:= \{\mathbf{v}_{ea, c, i}, \mathbf{v}_{eb, t, i}, \mathbf{v}_{wb, i}\}_m, \end{aligned} \quad (58)$$

where \mathbf{R} are the rotation matrices corresponding to the reference frames of the camera and the end-effector of the second robot, τ, \mathcal{V} are the prismatic variables for all of the SP robots in the dual calibration robot. These variables uniquely

represent the configuration of the dual calibration robot in the sense that the pose of every reference frame on the robot can be represented as a function of (58) exclusively.

The goal of the calibration is to minimize

$$\hat{h}_2 := \sum_{i=1}^m \|\mathbf{A}_i \mathbf{X}_i \mathbf{B}_i - \mathbf{Y}_i \mathbf{C}_i \mathbf{Z}_i\|_F^2. \quad (59)$$

Observe that, for each sample i , (59) is the difference of the transformations obtained using the forward kinematics of two sub-trees of the kinematics chain of the dual calibration robot from the base to the target t . We develop the following cost function to model this difference.

$$f_2 := \sum_{i=1}^m (\|\mathbf{R}_{c_i} \mathbf{R}_{B_i} - \mathbf{R}_{t_i}\|_F^2 + \gamma \bar{p}_{fk}^2(\{\boldsymbol{\tau}, \mathcal{V}, \mathbf{R}\})) \quad (60)$$

The symbol γ is a weight to balance the terms. The function \bar{p}_{fk} is the difference of the translations following the forward kinematics, defined as

$$\begin{aligned} \bar{p}_{fk}^2 &:= \|p_{fk1} - p_{fk2}\|_2^2, \text{ where} \\ p_{fk1} &:= p(\mathbf{t}_{ea,i}, \tau_{ea,c,i}, \mathbf{v}_{ea,c,i}) + \mathbf{R}_{c_i} \mathbf{t}_{B_i}, \\ p_{fk2} &:= p(p(\mathbf{0}, \tau_{w,b,i}, \mathbf{v}_{w,b,i}) + \mathbf{R}_{eb,i} \mathbf{R}_{C_i}^\top \mathbf{t}_{C_i}, \tau_{eb,t,i}, \mathbf{v}_{eb,t,i}). \end{aligned} \quad (61)$$

We define the following kinematic problem for the calibration task.

Problem 9:

$$\min_{\boldsymbol{\tau}, \mathcal{V}, \{\mathbf{R}\}} f_2(\boldsymbol{\tau}, \mathcal{V}, \{\mathbf{R}\}) \quad (62a)$$

subject to $\forall i, i' = 1, \dots, m :$

$$\{\tau_{ea,c,i}, \mathbf{v}_{ea,c,i}, \mathbf{R}_{ea,i}, \mathbf{R}_{c_i}, \tau_{ea,c,i'}, \mathbf{v}_{ea,c,i'}, \mathbf{R}_{ea,i'}, \mathbf{R}_{c_{i'}}\} \in \mathcal{C}_{ft} \quad (62b)$$

$$\{\tau_{w,b,i}, \mathbf{v}_{w,b,i}, \mathbf{R}_{w_i}, \mathbf{R}_{b_i}, \tau_{w,b,i'}, \mathbf{v}_{w,b,i'}, \mathbf{R}_{w_{i'}}, \mathbf{R}_{b_{i'}}\} \in \mathcal{C}_{ft} \quad (62c)$$

$$\{\tau_{eb,t,i}, \mathbf{v}_{eb,t,i}, \mathbf{R}_{eb,i}, \mathbf{R}_{t_i}, \tau_{eb,t,i'}, \mathbf{v}_{eb,t,i'}, \mathbf{R}_{eb_{i'}}, \mathbf{R}_{t_{i'}}\} \in \mathcal{C}_{ft} \quad (62d)$$

Problem 9 minimizes the calibration goal (59) while enforcing the assumption (39) through the constraints (62b) - (62d).

D. Additional variables for constant transformations

To account for the quadratic constraints (48b) and (48c), we introduce the following variables.

$\mathbf{Y}_a := \{\mathbf{Y}_{a,i}\}_m$, where

$\mathbf{Y}_{a,i} :=$

$$\left\{ \begin{bmatrix} \hat{\mathbf{R}}_1^{(t_1)} \\ \mathbf{v} \\ 1 \end{bmatrix} \begin{bmatrix} \hat{\mathbf{R}}_1^{(t_1)} \\ \mathbf{v} \\ 1 \end{bmatrix}^\top \right\}_{t_1=1,2,3} \cup \left\{ \begin{bmatrix} \hat{\mathbf{R}}_1^{(t_1)} \\ \hat{\mathbf{R}}_2^{(t_2)} \\ 1 \end{bmatrix} \begin{bmatrix} \hat{\mathbf{R}}_1^{(t_1)} \\ \hat{\mathbf{R}}_2^{(t_2)} \\ 1 \end{bmatrix}^\top \right\}_{t_1=1,2,3, t_2=1,2} \quad (63)$$

The variable $\mathbf{Y}_{a,i}$ is a set of 9 7x7 matrices associated with the i -th configuration. Similar to \mathbf{Y}_i , each matrix in $\mathbf{Y}_{a,i}$ is also fixed-trace so long as $\hat{\mathbf{R}}_1, \hat{\mathbf{R}}_2 \in \text{SO}(3)$ and $\mathbf{v} \in \mathcal{S}^2$. For the dual calibration robot, the only unknown transformation of two reference frames with unknown poses is \mathbf{Z} . Explicitly, $\{\boldsymbol{\tau}, \mathbf{v}, \hat{\mathbf{R}}_1, \hat{\mathbf{R}}_2, \boldsymbol{\tau}', \mathbf{v}', \hat{\mathbf{R}}_1', \hat{\mathbf{R}}_2'\}$ is linked to the robot as follows.

$$\begin{aligned} \hat{\mathbf{R}}_1 &= \mathbf{R}_{eb,i}, \hat{\mathbf{R}}_2 = \mathbf{R}_{t_i} \text{ and} \\ \boldsymbol{\tau} &= \tau_{eb,t,i}, \mathbf{v} = \mathbf{v}_{eb,t,i}, \forall i = 1, \dots, m. \end{aligned} \quad (64)$$

We define the following constraints to link \mathbf{Y}_a with these variables.

Definition 9: The additional-variable constraint $\mathbf{Y}, \mathbf{Y}_\tau, \mathbf{Y}_a \in \mathcal{C}_{av}$ is defined such that

1) (64) holds;

2) $\{\mathbf{M} \in \mathcal{Y} | \forall \mathbf{M} \in \mathbf{Y}_{a,i}, \forall i = 1, \dots, m.$

As mentioned before, $\mathbf{R}_{eb,i}, \mathbf{R}_{t_i}$, and $\mathbf{v}_{eb,t,i}$ can be written as linear functions $g(\mathbf{Y})$ and $g_\tau(\mathbf{Y}_\tau)$. Item 1) of Definition 9 is enforced by having the r.h.s of (64) represented through these linear functions. Item 2) is to restrict the internal structure of $\mathbf{Y}_{a,i}$ through the same constraint \mathcal{Y} as \mathbf{Y}_i for they have a similar structure of outer products of stacked unit vectors.

APPENDIX

A. Dual problem derivation

a) *Unified primal problem.*: We rewrite Problem 1 as

$$\min_{\{\mathbf{Y}_i \succeq \mathbf{0}\}} f(\mathbf{Y}) = \mathbf{y}^\top \mathbf{Q} \mathbf{y} + \mathbf{c}^\top \mathbf{y} + \text{constant} \quad (65a)$$

$$\text{s.t. } \mathcal{A}(\mathbf{Y}) = \mathbf{b}, \quad \mathbf{Y}_i \succeq \mathbf{0} \quad \forall i \in \{1, \dots, n\}. \quad (65b)$$

Here \mathcal{A} is a given linear operator acting on the block tuple \mathbf{Y} , and \mathbf{b} is given. This includes all of the linear (including trace) constraints in Problem 1.

b) *Epigraph reformulation (linear objective + LMI).*:

Let $\mathbf{Q} = \mathbf{L}^\top \mathbf{L}$ be a Cholesky (or any) factorization and introduce an epigraph variable $t \in \mathbb{R}$. Since $\mathbf{y}^\top \mathbf{Q} \mathbf{y} = \|\mathbf{L} \mathbf{y}\|_2^2$, the inequality $t \geq \mathbf{y}^\top \mathbf{Q} \mathbf{y}$ admits the Schur-complement LMI

$$\begin{bmatrix} t & (\mathbf{L} \mathbf{y})^\top \\ \mathbf{L} \mathbf{y} & \mathbf{I} \end{bmatrix} \succeq \mathbf{0},$$

where \mathbf{I} is the identity of conformable size. Dropping the additive constant in (65a) (it does not affect optimal \mathbf{Y}), the problem is equivalent to

$$\min_{\{\mathbf{Y}_i \succeq \mathbf{0}\}, t} t + \mathbf{c}^\top \mathbf{y} \quad (66a)$$

$$\text{s.t. } \mathcal{A}(\mathbf{Y}) = \mathbf{b}, \quad \mathbf{Y}_i \succeq \mathbf{0} \quad \forall i, \quad (66b)$$

$$\begin{bmatrix} t & (\mathbf{L} \mathbf{y})^\top \\ \mathbf{L} \mathbf{y} & \mathbf{I} \end{bmatrix} \succeq \mathbf{0}. \quad (66c)$$

This is a standard-form SDP with a linear objective and affine LMI constraints in (\mathbf{Y}, t) .

c) *Dual derivation.*: Introduce dual variables:

- $\boldsymbol{\lambda}$ for the equality constraints $\mathcal{A}(\mathbf{Y}) = \mathbf{b}$,
- $\{\mathbf{S}_i \succeq \mathbf{0}\}$ for $\mathbf{Y}_i \succeq \mathbf{0}$,
- $\mathbf{Z} \succeq \mathbf{0}$ for the LMI (66c), partitioned as $\mathbf{Z} = \begin{bmatrix} \alpha & \mathbf{z}^\top \\ \mathbf{z} & \mathbf{Z}_{22} \end{bmatrix}$, where $\alpha \in \mathbb{R}$, $\mathbf{z} \in \mathbb{R}^r$ and $\mathbf{Z}_{22} \in \mathbb{S}^r$ with r the row dimension of \mathbf{L} .

The Lagrangian of (66a)–(66c) is

$$\begin{aligned} \mathcal{L}(\mathbf{Y}, t; \boldsymbol{\lambda}, \{\mathbf{S}_i\}, \mathbf{Z}) &= (t + \mathbf{c}^\top \mathbf{y}) + \boldsymbol{\lambda}^\top (\mathbf{b} - \mathcal{A}(\mathbf{Y})) - \sum_{i=1}^n \langle \mathbf{S}_i, \mathbf{Y}_i \rangle \\ &\quad - \left\langle \mathbf{Z}, \begin{bmatrix} t & (\mathbf{L} \mathbf{y})^\top \\ \mathbf{L} \mathbf{y} & \mathbf{I} \end{bmatrix} \right\rangle. \end{aligned} \quad (67)$$

Using the block structure of \mathbf{Z} ,

$$\left\langle \mathbf{Z}, \begin{bmatrix} t & (\mathbf{L} \mathbf{y})^\top \\ \mathbf{L} \mathbf{y} & \mathbf{I} \end{bmatrix} \right\rangle = \alpha t + 2 \mathbf{z}^\top \mathbf{L} \mathbf{y} + \text{tr}(\mathbf{Z}_{22}).$$

Hence

$$\begin{aligned} \mathcal{L} = & (1 - \alpha)t + (\mathbf{c} - 2\mathbf{L}^\top \mathbf{z})^\top \mathbf{y} + \boldsymbol{\lambda}^\top \mathbf{b} - \langle \mathcal{A}^*(\boldsymbol{\lambda}), \mathbf{Y} \rangle \\ & - \sum_{i=1}^n \langle \mathbf{S}_i, \mathbf{Y}_i \rangle - \text{tr}(\mathbf{Z}_{22}), \end{aligned} \quad (68)$$

where \mathcal{A}^* is the adjoint of \mathcal{A} and $\langle \mathcal{A}^*(\boldsymbol{\lambda}), \mathbf{Y} \rangle := \sum_{i=1}^n \langle (\mathcal{A}^*(\boldsymbol{\lambda}))_i, \mathbf{Y}_i \rangle$.

For the dual function g , take the infimum over (\mathbf{Y}, t) . This is finite iff the coefficients of t and of each \mathbf{Y}_i vanish:

$$\alpha = 1, \quad (69)$$

$$\mathcal{V}^*(\mathbf{c} - 2\mathbf{L}^\top \mathbf{z}) - \mathcal{A}^*(\boldsymbol{\lambda}) - \mathbf{S} = \mathbf{0}, \quad (70)$$

where $\mathbf{S} := \{\mathbf{S}_i\}_{i=1}^n$, and $\mathcal{V} : \mathbf{Y} \mapsto \mathbf{y} = \text{vec}(\mathbf{Y})$ and \mathcal{V}^* is its adjoint, i.e., $\langle \mathcal{V}^*(\mathbf{r}), \mathbf{Y} \rangle = \mathbf{r}^\top \text{vec}(\mathbf{Y})$ for any $\mathbf{r} \in \mathbb{R}^N$. Under (69),(70), the infimum equals $\boldsymbol{\lambda}^\top \mathbf{b} - \text{tr}(\mathbf{Z}_{22}) = \boldsymbol{\lambda}^\top \mathbf{b} - \text{tr}(\mathbf{Z}) + 1$. Therefore, the dual SDP is exactly Problem 3

REFERENCES

- [1] A. Agrawal and K. Sreenath. Discrete control barrier functions for safety-critical control of discrete systems with application to bipedal robot navigation. In *Robotics: Science and Systems*, volume 13. Cambridge, MA, USA, 2017.
- [2] A. I. Barvinok. Problems of distance geometry and convex properties of quadratic maps. *Discrete & Computational Geometry*, 13(1):189–202, 1995.
- [3] F. D  mbgen, C. Holmes, B. Agro, and T. Barfoot. Toward globally optimal state estimation using automatically tightened semidefinite relaxations. *IEEE Transactions on Robotics*, 40:4338–4358, 2024.
- [4] M. A. Fischler and R. C. Bolles. Random sample consensus: a paradigm for model fitting with applications to image analysis and automated cartography. *Communications of the ACM*, 24(6):381–395, 1981.
- [5] C. Helmberg and F. Rendl. A spectral bundle method for semidefinite programming. *SIAM Journal on Optimization*, 10(3):673–696, 2000.
- [6] J. B. Lasserre. Global optimization with polynomials and the problem of moments. *SIAM Journal on optimization*, 11(3):796–817, 2001.
- [7] Z.-Q. Luo, W.-K. Ma, A. M.-C. So, Y. Ye, and S. Zhang. Semidefinite relaxation of quadratic optimization problems. *IEEE Signal Processing Magazine*, 27(3):20–34, 2010.
- [8] J. R. Magnus. On differentiating eigenvalues and eigenvectors. *Econometric Theory*, 1:179–191, 1985.
- [9] N. H. A. Mai, J. B. Lasserre, V. Magron, and J. Wang. Exploiting constant trace property in large-scale polynomial optimization. *ACM Transactions on Mathematical Software*, 48(4):1–39, 2022.
- [10] J. Nie. Optimality conditions and finite convergence of lasserre’s hierarchy. *Mathematical programming*, 146(1):97–121, 2014.
- [11] G. Pataki. On the rank of extreme matrices in semidefinite programs and the multiplicity of optimal eigenvalues. *Mathematics of Operations Research*, 23(2):339–358, 1998.
- [12] A. Shapiro. Rank–reducibility of a symmetric matrix and sampling theory of minimum trace factor analysis. *Psychometrika*, 47(2):187–199, 1982.
- [13] H. Waki, S. Kim, M. Kojima, and M. Muramatsu. Sums of squares and semidefinite program relaxations for polynomial optimization problems with structured sparsity. *SIAM Journal on Optimization*, 17(1):218–242, 2006.
- [14] J. Wang, V. Magron, and J.-B. Lasserre. Chordal-tssos: a moment-sos hierarchy that exploits term sparsity with chordal extension. *SIAM Journal on optimization*, 31(1):114–141, 2021.
- [15] L. Wu and R. Tron. An SDP optimization formulation for the inverse kinematics problem. In *2023 62nd IEEE Conference on Decision and Control (CDC)*, pages 4731–4738, 2023.
- [16] L. Wu and R. Tron. IKSPARK: An inverse kinematics solver using semidefinite relaxation and rank minimization. *arXiv preprint arXiv:2403.12235*, 2024.
- [17] L. Wu and R. Tron. Visual inverse kinematics: Finding feasible robot poses under kinematic and vision constraints. In *2025 American Control Conference (ACC)*, pages 3751–3757. IEEE, 2025.
- [18] H. Yang and L. Carlone. Certifiably optimal outlier-robust geometric perception: Semidefinite relaxations and scalable global optimization. *IEEE transactions on pattern analysis and machine intelligence*, 45(3):2816–2834, 2022.
- [19] H. Yang, J. Shi, and L. Carlone. TEASER: Fast and certifiable point cloud registration. 37(2):314–333, 2020.
- [20] A. Yurtsever, J. A. Tropp, O. Fercoq, M. Udell, and V. Cevher. Scalable semidefinite programming. *SIAM Journal on Mathematics of Data Science*, 3(1):171–200, 2021.