

Statistical Learning Guarantees for Group-Invariant Barron Functions

Yahong Yang* Wei Zhu†

School of Mathematics, Georgia Institute of Technology, Atlanta, GA, USA

September 30, 2025

Abstract

We investigate the generalization error of group-invariant neural networks within the Barron framework. Our analysis shows that incorporating group-invariant structures introduces a group-dependent factor $\delta_{G,\Gamma,\sigma} \leq 1$ into the approximation rate. When this factor is small, group invariance yields substantial improvements in approximation accuracy. On the estimation side, we establish that the Rademacher complexity of the group-invariant class is no larger than that of the non-invariant counterpart, implying that the estimation error remains unaffected by the incorporation of symmetry. Consequently, the generalization error can improve significantly when learning functions with inherent group symmetries. We further provide illustrative examples demonstrating both favorable cases, where $\delta_{G,\Gamma,\sigma} \approx |G|^{-1}$, and unfavorable ones, where $\delta_{G,\Gamma,\sigma} \approx 1$. Overall, our results offer a rigorous theoretical foundation showing that encoding group-invariant structures in neural networks leads to clear statistical advantages for symmetric target functions.

1 Introduction

Deep neural networks are effective function approximators across machine learning and scientific computing, from regression [19] to solving partial differential equations [24, 15, 36, 21, 22]. On the theoretical side, extensive work has characterized approximation and generalization for broad classes of targets, such as smooth or Barron-type functions [23, 1, 48, 50, 30, 44, 46].

A growing literature shows that building known structure into models—such as multiscale behavior [18, 28, 20], low-dimensional geometry [7, 35, 6], or group symmetry (invariance and equivariance) [13, 10, 11, 41]—can substantially improve both approximation and generalization. This work focuses on two-layer networks that enforce invariance under a finite group. Within a Barron-space framework, we ask a concrete question: when the target

*Email: yyang3194@gatech.edu

†Email: weizhu@gatech.edu

is group-invariant, how much can one gain statistically by encoding that symmetry in the learner?

Statistical guarantees for learning with invariance have been developed along several fronts. Yarotsky [49] established universal approximation results for invariant maps by neural networks, though without addressing potential improvements in approximation rates. Sokolić et al. [40] analyze generalization of invariant classifiers under structural assumptions on the domain and group action. Chen et al. [10] study divergence estimation for group-invariant distributions, revealing nuanced sample-complexity reductions from symmetry; this line extends to continuous Lie group actions on compact manifolds in [42]. Similar gains have been demonstrated for generative models, including GANs [11] and diffusion models [12]. Provable improvements in generalization have also been established for linear predictors [17] and kernel methods [16]. Beyond expressivity and sample complexity, symmetry also affects optimization: Chen and Zhu [13] analyze the implicit bias of multilayer linear group-invariant networks, clarifying how training dynamics interact with symmetry.

In this paper, we rigorously analyze the approximation and estimation error of group-invariant networks within the Barron-space framework [32, 25, 33]. On the approximation side, we prove that group averaging improves the approximation rate by a multiplicative factor $\delta_{G,\Gamma,\sigma} \leq 1$ (Theorem 1). Thus, for fixed width m , the approximation error decreases in direct proportion to $\delta_{G,\Gamma,\sigma}$. On the estimation side, we bound the empirical Rademacher complexity and show that—without additional assumptions on the data distribution—the group-invariant class does not have higher complexity than its non-invariant counterpart (Proposition 1). Combining these results yields a generalization bound (Theorem 2) in which the G -dependent improvement enters solely through $\delta_{G,\Gamma,\sigma}$.

Finally, we note that the factor $\delta_{G,\Gamma,\sigma}$ depends in a nuanced way on the group action, the activation function σ , and the admissible measure family Γ . We illustrate this with examples showing when $\delta_{G,\Gamma,\sigma} \approx |G|^{-1}$ (substantial gains) and when $\delta_{G,\Gamma,\sigma} \approx 1$ (little or no gain), underscoring that the benefits of symmetry are case dependent.

2 Statistical learning of group-invariant Barron functions

2.1 Background and motivation

We begin with a brief review of group actions and group invariance.

Definition 1 (Group and group actions). *A set G equipped with a binary operation is called a group if the operation satisfies the axioms of associativity, identity, and invertibility. Let Ω be a domain. $T : G \times \Omega \rightarrow \Omega$ is a group action on Ω if*

$$T_e(\mathbf{x}) = \mathbf{x}, \quad \text{and} \quad T_{g_2} \circ T_{g_1}(\mathbf{x}) = T_{g_2 \cdot g_1}(\mathbf{x}), \quad \forall g_1, g_2 \in G, \mathbf{x} \in \Omega, \quad (1)$$

where $e \in G$ is the identity element. When the group action T is clear from the context, we also abbreviate the group action $T_g \mathbf{x}$ simply as $g\mathbf{x}$.

In this paper, we focus on *linear group actions*. Specifically, we assume that the domain $\Omega \subset V$, where V is a vector space, and define

$$T_g(\mathbf{x}) = \rho(g)(\mathbf{x}) \quad (2)$$

where $\rho(g) \in \text{GL}(V)$ is an invertible linear transformation on V . In other words, $\rho : G \rightarrow \text{GL}(V)$ is a group homomorphism. With this definition in place, we introduce the notion of *group-invariant* functions.

Definition 2 (*G*-invariant function). *A function $f : \Omega \rightarrow \mathbb{R}$ is called G -invariant if*

$$f(g\mathbf{x}) = f(\mathbf{x}), \quad \forall g \in G, \mathbf{x} \in \Omega. \quad (3)$$

A more general notion is that of a *G-equivariant* function. Let $T^{(1)} : G \times \Omega_1 \rightarrow \Omega_1$ and $T^{(2)} : G \times \Omega_2 \rightarrow \Omega_2$ be two group actions on Ω_1 and Ω_2 , respectively. For a mapping $f : \Omega_1 \rightarrow \Omega_2$, we say that f is *G-equivariant* if

$$f(T_g^{(1)}\mathbf{x}) = T_g^{(2)}f(\mathbf{x}), \quad \forall g \in G, \mathbf{x} \in \Omega_1 \quad (4)$$

In particular, when $T_g^{(2)} \equiv \text{Id}$, this reduces to the definition of a *G*-invariant function (3). This definition also includes anti-symmetric functions, as discussed in [2]. In this work, we restrict attention to the special case of *G*-invariant functions and leave the broader *G*-equivariant setting for future study.

Throughout the paper, we consider $\Omega \subset \mathbb{R}^d$ to be a bounded domain endowed with a linear action of a finite group G , denoted by $T_g(\mathbf{x}) = g\mathbf{x}$.

Assumption 1. *Without loss of generality, assume that Ω is contained in the unit ℓ_∞ ball, i.e.,*

$$\max_{\mathbf{x} \in \Omega} \|\mathbf{x}\|_\infty \leq 1.$$

Our goal is to establish statistical learning guarantees for a *G*-invariant target function f_* , given finitely many noisy observations on the domain Ω . We assume that the target function f_* lies in a *generalized Barron space* [32], defined as follows.

Definition 3 (σ -activated Γ -Barron space). *Let $d \in \mathbb{N}$ and $\Omega \subset \mathbb{R}^d$. Consider an activation function $\sigma : \mathbb{R} \rightarrow \mathbb{R}$ satisfying the mild condition to be detailed in Assumption 2, and a subset $\Gamma \subset \mathcal{P}(\mathbb{R}^{d+2})$ of probability measures on \mathbb{R}^{d+2} .*

A function $f : \Omega \rightarrow \mathbb{R}$ is said to belong to the (σ -activated) Γ -Barron space, denoted $\mathcal{B}_\Gamma(\Omega)$, if there exists a probability measure $\rho \in \Gamma$ such that

$$f(\mathbf{x}) = f_\rho(\mathbf{x}) := \mathbb{E}_{(a, \mathbf{w}, b) \sim \rho} [a \sigma(\mathbf{w} \cdot \mathbf{x} + b)], \quad \forall \mathbf{x} \in \Omega,$$

and its Γ -Barron norm is finite:

$$\|f\|_{\mathcal{B}_\Gamma} := \inf_{\rho \in \Gamma: f=f_\rho} \sqrt{\mathbb{E}_{(a, \mathbf{w}, b) \sim \rho} |a|^2 (\|\mathbf{w}\|_1 + |b| + 1)^2} < \infty. \quad (5)$$

Furthermore, we denote \mathcal{B}_Γ^G the subset of *G*-invariant Γ -Barron functions, i.e.,

$$\mathcal{B}_\Gamma^G(\Omega) := \{f \in \mathcal{B}_\Gamma : f(g\mathbf{x}) = f(\mathbf{x}), \forall g \in G, \forall \mathbf{x} \in \Omega\} \quad (6)$$

When Γ is taken to be the set of all probability measures on \mathbb{R}^{d+2} , our definition of the Γ -Barron norm reduces to the standard Barron norm introduced in [32] for general activation functions σ . In our formulation, the additive constant 1 in $\|\mathbf{w}\|_1 + |b| + 1$ is included deliberately in the definition of the Γ -Barron norm (5). This adjustment simplifies the subsequent generalization error analysis by ensuring uniform bounds on both the approximation error and the Rademacher complexity of the neural network class, in line with [25, 32]. It is also worth noting that, for $\sigma = \text{ReLU}$, our norm is equivalent to the standard Barron norm without the +1 term, thanks to the homogeneity of the ReLU function and the infimum in the definition.

We next state a mild assumption on the activation functions σ appearing in the above definition of Barron spaces.

Assumption 2. *The activation function $\sigma : \mathbb{R} \rightarrow \mathbb{R}$ is a Lipschitz continuous function with Lipschitz constant L_σ . Moreover, there exists a constant $\gamma(\sigma) > 0$ such that for any $\epsilon > 0$, σ can be uniformly approximated on \mathbb{R} by a ReLU neural network of the form*

$$\sum_{k=1}^K \bar{a}_k \text{ReLU}(\bar{w}_k x + \bar{b}_k) := \sum_{k=1}^K \bar{a}_k \max(\bar{w}_k x + \bar{b}_k, 0)$$

satisfying

$$\sup_{x \in \mathbb{R}} \left| \sigma(x) - \sum_{k=1}^K \bar{a}_k \text{ReLU}(\bar{w}_k x + \bar{b}_k) \right| \leq \epsilon, \quad \sum_{k=1}^K |\bar{a}_k| (|\bar{w}_k| + |\bar{b}_k|) \leq \gamma(\sigma).$$

Remark 1. *Many commonly used activation functions satisfy Assumption 2. Since Lipschitz continuity is straightforward to verify for the examples below, we omit the details for brevity.*

1. **ReLU:** *The standard ReLU function trivially satisfies the property with $\gamma(\text{ReLU}) = 1$.*
2. **Piecewise linear activations:** *Any piecewise linear activation can be represented exactly by a ReLU network. Examples include the hat functions, LeakyReLU, HardSigmoid, and HardTanh, defined as*

$$\begin{aligned} \text{LeakyReLU}(x) &= \lambda x + (1 - \lambda) \text{ReLU}(x), \quad 0 < \lambda < 1, \\ \text{HardSigmoid}(x) &= \max\left(0, \min\left(1, \frac{x+1}{2}\right)\right), \\ \text{HardTanh}(x) &= \max(-1, \min(1, x)). \end{aligned}$$

3. **Functions satisfying the condition of [25, Theorem 1]:** *Let $\sigma : \mathbb{R} \rightarrow \mathbb{R}$ be continuous, twice weakly differentiable, and assume σ'' is locally Riemann integrable. If*

$$\gamma_0(\sigma) := \int_{\mathbb{R}} |\sigma''(x)| (|x| + 1) dx < +\infty, \tag{7}$$

then Assumption 2 holds. Condition (7) encompasses a broad class of widely used activations, such as

- **Non-smooth ReLU-shaped activations.** *Examples include:*

$$\text{CELU}(x) = \begin{cases} x, & x \geq 0, \\ \beta(e^{x/\beta} - 1), & x < 0, \end{cases}, \quad \text{SELU}(x) = \begin{cases} \lambda x, & x \geq 0, \\ \lambda \alpha(e^x - 1), & x < 0, \end{cases} \quad (8)$$

where $\alpha \in \mathbb{R}$, $\beta, \lambda > 0$. When $\alpha = 1$, these functions are twice weakly differentiable, with

$$|\sigma''(x)| \leq \frac{C}{e^x} \text{ as } x \rightarrow -\infty, \quad \sigma''(x) = 0 \text{ for } x > 0,$$

which ensures that $\gamma_0(\sigma)$ is finite.

- **Smooth Heaviside-type activations.** *These are smooth approximations of the step function, such as:*

$$\sigma(x) = \text{Sigmoid}(x), \quad \text{Tanh}(\text{Softplus}(x)), \quad \text{erf}(x).$$

Such functions are in $C^\infty(\mathbb{R})$ and all derivatives $\sigma^{(k)}(x)$ decay exponentially as $x \rightarrow \pm\infty$ for any finite k . Hence, $\gamma_0(\sigma) < \infty$ and they satisfy Assumption 2 via [25, Theorem 1].

- **Smooth ReLU-shaped activations.** *For any σ in the previous category, the function*

$$x \cdot \sigma(x)$$

also satisfies condition (7). Examples include:

$$\text{SiLU}(x) = x \cdot \text{Sigmoid}(x), \quad \text{Mish}(x) = x \cdot \text{Tanh}(\text{Softplus}(x)), \quad \text{GELU}(x) = x \cdot \text{erf}(x)$$

These are functions in $C^\infty(\mathbb{R})$ and have normalized forms $\tilde{\sigma}(x) = \sigma(x)/x$ equal to the Heaviside-type functions in the previous category, whose derivatives decay exponentially, ensuring $\gamma_0(\sigma) < \infty$.

- **Compactly supported activations.** *If σ has continuous second derivatives and compact support, then by the Extreme Value Theorem, $\gamma_0(\sigma) < \infty$.*

More activations satisfying Assumption 2 are discussed in detail in [25, 46].

Functions in the Γ -Barron space can be viewed as infinite-width, two-layer σ -activated networks whose parameters (a, \mathbf{w}, b) are drawn from a probability measure in $\Gamma \subset \mathcal{P}(\mathbb{R}^{d+2})$. A substantial body of literature studies the generalization theory of learning Barron functions using finite-width two-layer networks of the form

$$f_m(\mathbf{x}, \Theta) = \frac{1}{m} \sum_{i=1}^m a_i \sigma(\mathbf{w}_i \cdot \mathbf{x} + b_i), \quad (9)$$

where $\Theta = (a_i, \mathbf{w}_i, b_i)_{i=1}^m$ is the collection of all network parameters; see, e.g., [32, 33, 25, 39, 38].

In our setting, the target function $f_* \in \mathcal{B}_\Gamma^G(\Omega)$ is assumed to be G -invariant (Definition 2), motivating the use of G -invariant networks obtained by group-averaging:

$$f_m^G(\mathbf{x}; \Theta) = \mathcal{G}f_m(\mathbf{x}; \Theta) = \frac{1}{m|G|} \sum_{i=1}^m a_i \sum_{g \in G} \sigma(\mathbf{w}_i \cdot g\mathbf{x} + b_i), \quad (10)$$

where

$$\mathcal{G}f(\mathbf{x}) := \frac{1}{|G|} \sum_{g \in G} f(g\mathbf{x}). \quad (11)$$

Generalization error for Barron spaces has been extensively studied in both under- and over-parameterized regimes. The under-parameterized case is addressed in [29, 43], while the over-parameterized regime has received greater attention due to exponential decay in the early stage of training explained by neural tangent kernel theory [3, 5, 14, 45, 8]. In this setting, works such as [32, 33, 25, 47, 27] establish and refine convergence rates: $\mathcal{O}(M^{-1/2})$ in [32, 33, 25], improved to $M^{-(d+2)/(2d+2)}$ in [27], and further to $M^{-(d+3)/(2d+3)}$ in [47] using local Rademacher complexity and spherical harmonics. These refinements focus on ReLU activation, while sharper rates for more general activations remain open.

In the following subsections, we adopt the framework of [32, 33, 25] to rigorously analyze the approximation error, the estimation error, and the resulting generalization error for learning G -invariant σ -activated Barron functions. Our goal is to quantify how much incorporating group-invariant structure can improve learning performance compared with standard (non-invariant) networks.

2.2 Approximation error

Let μ be any probability measure on the domain Ω . We now present our main approximation theorem for G -invariant networks in approximating G -invariant Barron functions $f_* \in \mathcal{B}_\Gamma^G(\Omega)$, stated with respect to the $L^2(\Omega, d\mu) = L^2(d\mu)$ norm:

Theorem 1. *Let σ be a Lipschitz continuous function with Lipschitz constant L_σ , and let $f_* \in \mathcal{B}_\Gamma^G(\Omega)$ be a G -invariant function belonging to the σ -activated Γ -Barron space. Then there exists a shallow neural network of the form*

$$f_m^G(\mathbf{x}, \Theta) = \frac{1}{m|G|} \sum_{i=1}^m a_i \sum_{g \in G} \sigma(\mathbf{w}_i \cdot g\mathbf{x} + b_i) = \frac{1}{m|G|} \sum_{i=1}^m a_i \sum_{g \in G} \sigma((g^\top \mathbf{w}_i) \cdot \mathbf{x} + b_i)$$

where $\Theta = (a_i, \mathbf{w}_i, b_i)_{i=1}^m$, such that

$$\begin{cases} \|f_* - f_m^G(\cdot; \Theta)\|_{L^2(d\mu)}^2 \leq \frac{3(L_\sigma + |\sigma(0)|)^2 \delta_{G,\Gamma,\sigma} \|f_*\|_{\mathcal{B}_\Gamma}^2}{m}, \\ \frac{1}{m} \sum_{i=1}^m |a_i|^2 (\|\mathbf{w}_i\|_1 + |b_i| + 1)^2 \leq 2 \|f_*\|_{\mathcal{B}_\Gamma}^2, \end{cases} \quad (12)$$

where

$$\delta_{G,\Gamma,\sigma} := \min\{1, \delta_{G,\Gamma,\sigma}^*\}, \quad \delta_{G,\Gamma,\sigma}^* = \sup_{\rho \in \Gamma, \mathbf{x} \in \Omega} \frac{\mathbb{E}_{(a,\mathbf{w},b) \sim \rho} [(a \mathcal{G} \sigma(\mathbf{w} \cdot \mathbf{x} + b))^2]}{\mathbb{E}_{(a,\mathbf{w},b) \sim \rho} [(a \sigma(\mathbf{w} \cdot \mathbf{x} + b))^2]}.$$

Proof. The proof is inspired by [32]. By the definition of Barron norm, for any $\varepsilon \in (0, \frac{1}{5})$, we choose a probability measure $\rho \in \Gamma$ such that

$$f_*(\mathbf{x}) = \mathbb{E}_{(a, \mathbf{w}, b) \sim \rho} [a \sigma(\mathbf{w} \cdot \mathbf{x} + b)], \quad \mathbb{E}_{(a, \mathbf{w}, b) \sim \rho} |a|^2 (\|\mathbf{w}\|_1 + |b| + 1)^2 \leq (1 + \varepsilon) \|f_*\|_{\mathcal{B}_\Gamma}^2.$$

Because $\mathcal{G}f = f$ for every G -invariant f , applying \mathcal{G} gives

$$f_*(\mathbf{x}) = \frac{1}{|G|} \mathbb{E}_{(a, \mathbf{w}, b) \sim \rho} \left[a \sum_{g \in G} \sigma(\mathbf{w} \cdot g\mathbf{x} + b) \right].$$

For $\boldsymbol{\theta} = (a, \mathbf{w}, b) \sim \rho$ define

$$\phi(\mathbf{x}; \boldsymbol{\theta}) := \frac{a}{|G|} \sum_{g \in G} \sigma(\mathbf{w} \cdot g\mathbf{x} + b).$$

Then

$$\mathbb{E}_{\boldsymbol{\theta} \sim \rho} \phi(\mathbf{x}; \boldsymbol{\theta}) = f_*(\mathbf{x}).$$

Let $\Theta = \{\boldsymbol{\theta}_i\}_{i=1}^m$ be i.i.d. samples from ρ and set

$$f_m^G(\mathbf{x}; \Theta) := \frac{1}{m} \sum_{i=1}^m \phi(\mathbf{x}; \boldsymbol{\theta}_i), \quad \mathcal{E}(\Theta) := \|f_* - f_m^G(\cdot; \Theta)\|_{L^2(\mathrm{d}\mu)}^2.$$

The mean squared error is thus

$$\begin{aligned} \mathbb{E}_\Theta \mathcal{E}(\Theta) &= \mathbb{E}_\Theta \int_\Omega |f_*(\mathbf{x}) - f_m^G(\mathbf{x}; \Theta)|^2 \mathrm{d}\mu(\mathbf{x}) \\ &= \int_\Omega \mathbb{E}_\Theta \left| f_*(\mathbf{x}) - \frac{1}{m} \sum_{i=1}^m \phi(\mathbf{x}; \boldsymbol{\theta}_i) \right|^2 \mathrm{d}\mu(\mathbf{x}) \\ &= \frac{1}{m^2} \int_\Omega \mathbb{E}_\Theta \sum_{i,j=1}^m (f_*(\mathbf{x}) - \phi(\mathbf{x}; \boldsymbol{\theta}_i)) (f_*(\mathbf{x}) - \phi(\mathbf{x}; \boldsymbol{\theta}_j)) \mathrm{d}\mu(\mathbf{x}) \\ &\leq \frac{1}{m} \int_\Omega \mathbb{E}_{\boldsymbol{\theta} \sim \rho} \phi(\mathbf{x}; \boldsymbol{\theta})^2 \mathrm{d}\mu(\mathbf{x}), \end{aligned} \tag{13}$$

where the last inequality uses independence of $\boldsymbol{\theta}_i$ and $\mathbb{E}_{\boldsymbol{\theta}} \phi(\mathbf{x}; \boldsymbol{\theta}) = f_*(\mathbf{x})$.

By the definition of $\delta_{G, \Gamma, \sigma}$ we have, for all $\mathbf{x} \in \Omega$,

$$\mathbb{E}_{\boldsymbol{\theta} \sim \rho} \phi(\mathbf{x}; \boldsymbol{\theta})^2 \leq \delta_{G, \Gamma, \sigma}^* \mathbb{E}_{(a, \mathbf{w}, b) \sim \rho} [(a \sigma(\mathbf{w} \cdot \mathbf{x} + b))^2].$$

Furthermore, observe that

$$\begin{aligned} |a \sigma(\mathbf{w} \cdot \mathbf{x} + b)| &= |a \sigma(\mathbf{w} \cdot \mathbf{x} + b)| \\ &\leq |a| |\sigma(\mathbf{w} \cdot \mathbf{x} + b) - \sigma(0)| + |a \sigma(0)| \\ &\leq L_\sigma |a| |\mathbf{w} \cdot \mathbf{x} + b| + |a \sigma(0)| \\ &\leq (L_\sigma |a|) (\|\mathbf{w}\|_1 + |b|) + |a \sigma(0)| \\ &\leq (L_\sigma + |\sigma(0)|) |a| (\|\mathbf{w}\|_1 + |b| + 1), \end{aligned}$$

where, in the second-to-last inequality, we use the assumption $\|\mathbf{x}\|_\infty \leq 1$ for all $\mathbf{x} \in \Omega$. Hence

$$\mathbb{E}_{\boldsymbol{\theta} \sim \rho} \phi(\mathbf{x}; \boldsymbol{\theta})^2 \leq (1 + \varepsilon) \|f_*\|_{\mathcal{B}_\Gamma}^2 (L_\sigma + |\sigma(0)|)^2 \delta_{G, \Gamma, \sigma}^*, \quad \forall \mathbf{x} \in \Omega. \quad (14)$$

Similarly,

$$\begin{aligned} |a \mathcal{G} \sigma(\mathbf{w} \cdot \mathbf{x} + b)| &= \frac{1}{|G|} \sum_{g \in G} |a \sigma(\mathbf{w} \cdot g\mathbf{x} + b)| \\ &\leq \frac{1}{|G|} \sum_{g \in G} (L_\sigma |a| |\mathbf{w} \cdot g\mathbf{x} + b| + |a \sigma(0)|) \\ &\leq (L_\sigma + |\sigma(0)|) |a| (\|\mathbf{w}\|_1 + |b| + 1). \end{aligned}$$

Thus we also have

$$\mathbb{E}_{\boldsymbol{\theta} \sim \rho} \phi(\mathbf{x}; \boldsymbol{\theta})^2 \leq (1 + \varepsilon) \|f_*\|_{\mathcal{B}_\Gamma}^2 (L_\sigma + |\sigma(0)|)^2, \quad \forall \mathbf{x} \in \Omega. \quad (15)$$

Finally, since $\delta_{G, \Gamma, \sigma} = \min\{1, \delta_{G, \Gamma, \sigma}^*\}$, combining (14) and (15) yields

$$\mathbb{E}_{\boldsymbol{\theta} \sim \rho} \phi(\mathbf{x}; \boldsymbol{\theta})^2 \leq (1 + \varepsilon) \|f_*\|_{\mathcal{B}_\Gamma}^2 (L_\sigma + |\sigma(0)|)^2 \delta_{G, \Gamma, \sigma}, \quad \forall \mathbf{x} \in \Omega. \quad (16)$$

Since $\mu(\Omega) = 1$ is a probability measure on Ω , substituting (16) into Eq. (13) yields

$$\mathbb{E}_\Theta \mathcal{E}(\Theta) \leq \frac{(1 + \varepsilon) \|f_*\|_{\mathcal{B}_\Gamma}^2 (L_\sigma + |\sigma(0)|)^2 \delta_{G, \Gamma, \sigma}}{m},$$

with

$$\mathbb{E}_\Theta \left[\frac{1}{m} \sum_{i=1}^m |a_i|^2 (\|\mathbf{w}_i\|_1 + |b_i| + 1)^2 \right] \leq (1 + \varepsilon) \|f_*\|_{\mathcal{B}_\Gamma}^2.$$

Define the events

$$\begin{aligned} E_1 &:= \left\{ \Theta : \mathcal{E}(\Theta) \leq \frac{3 \|f_*\|_{\mathcal{B}_\Gamma}^2 \delta_{G, \Gamma, \sigma} (L_\sigma + |\sigma(0)|)^2}{m} \right\}, \\ E_2 &:= \left\{ \Theta : \frac{1}{m} \sum_{i=1}^m |a_i|^2 (\|\mathbf{w}_i\|_1 + |b_i| + 1)^2 \leq 2 \|f_*\|_{\mathcal{B}_\Gamma}^2 \right\}. \end{aligned}$$

By Markov's inequality,

$$\mathbb{P}(E_1) \geq 1 - \frac{1 + \varepsilon}{3}, \quad \mathbb{P}(E_2) \geq 1 - \frac{1 + \varepsilon}{2}.$$

Since $0 < \varepsilon < \frac{1}{5}$, both probabilities are positive and $\mathbb{P}(E_1 \cap E_2) > 0$; thus there exists a realization Θ satisfying both bounds. \square

Compared with the traditional Barron framework [33, 32, 25], our result for group-invariant Barron functions includes an additional group-dependent factor $\delta_{G, \Gamma, \sigma} \leq 1$. When $G = \{e\}$ is the trivial group, $\delta_{G, \Gamma, \sigma} = 1$, recovering the classical Barron result. For clarity, we present the classical results in Corollary 1, enabling a direct comparison between networks with and without G -invariant structure.

Corollary 1 ([25, 32]). *Let σ be a Lipschitz continuous function with Lipschitz constant L_σ , and let $f_* \in \mathcal{B}_\Gamma(\Omega)$ be a function belonging to the σ -activated Γ -Barron space. Then there exists a shallow neural network of the form*

$$f_m(\mathbf{x}, \Theta) = \frac{1}{m} \sum_{i=1}^m a_i \sigma(\mathbf{w}_i \cdot \mathbf{x} + b_i)$$

where $\Theta = (a_i, \mathbf{w}_i, b_i)_{i=1}^m$, such that

$$\|f_* - f_m\|_{L^2(\mathrm{d}\mu)}^2 \leq \frac{3(L_\sigma + |\sigma(0)|)^2 \|f_*\|_{\mathcal{B}_\Gamma}^2}{m}, \quad \frac{1}{m} \sum_{i=1}^m |a_i|^2 (\|\mathbf{w}_i\|_1 + |b_i| + 1)^2 \leq 2 \|f_*\|_{\mathcal{B}_\Gamma}^2.$$

Comparing Theorem 1 with Corollary 1, we see that if group-invariant structures are not incorporated, neural networks can still approximate the group-invariant target function $f_* \in \mathcal{B}_\Gamma^G(\Omega)$, but the factor $\delta_{G,\Gamma,\sigma} \leq 1$ no longer appears. In many cases, as we will discuss later in Section 3, $\delta_{G,\Gamma,\sigma}$ can be much smaller than 1, leading to sharper bounds. This indicates that incorporating structural information about the target function into the neural network can potentially provide substantial benefits.

In the next subsection, we will analyze the *estimation error* of using a G -invariant shallow network to learn invariant Barron functions. Combined with Theorem 1, this will provide a complete picture of the statistical learning guarantees for Barron functions under group symmetry. Before turning to this analysis, we make a brief remark on another related class of Barron functions.

Remark 2. *Another related class of spaces is the spectral Barron space [1, 31, 9, 38, 39, 26]. These spaces are defined by first selecting a dictionary, typically the Fourier basis, and then considering target functions in the closure of the convex hull of that dictionary. The approximation rate can be improved depending on the regularity of the chosen dictionary; see [39] for details.*

A natural way to incorporate group-invariant structure into this framework is to restrict to a subdictionary of group-invariant functions. However, this makes direct comparison between networks with and without group-invariant structure challenging, since the architecture depends heavily on the dictionary choice. We leave a more detailed investigation of this approach as future work.

2.3 Estimation error

In this subsection, we extend the framework of [32, 33, 25] to bound the estimation error of G -invariant shallow networks for learning group-invariant Barron functions. The key step is to estimate the *Rademacher complexity* of these networks.

Definition 4 (Rademacher complexity [4]). *Let $S = \{\mathbf{x}_1, \mathbf{x}_2, \dots, \mathbf{x}_M\}$ be a set of samples on a domain Ω , and let \mathcal{F} be a class of real-valued functions defined on Ω . The empirical Rademacher complexity of \mathcal{F} on S is defined as*

$$\hat{\mathbf{R}}_S(\mathcal{F}) := \frac{1}{M} \mathbb{E}_{\Xi_M} \left[\sup_{f \in \mathcal{F}} \sum_{i=1}^M \xi_i f(\mathbf{x}_i) \right],$$

where $\Xi_M = \{\xi_1, \xi_2, \dots, \xi_M\}$ is a set of M independent Rademacher random variables, i.e., $\mathbb{P}(\xi_i = +1) = \mathbb{P}(\xi_i = -1) = \frac{1}{2}$ for $i = 1, 2, \dots, M$.

Before we provide the upper bound for the Rademacher complexity of two-layer networks, we first need the following two lemmas:

Lemma 1 ([37, Lemma 26.11]). *Let $S = (\mathbf{x}_1, \dots, \mathbf{x}_M)$ be M vectors in \mathbb{R}^d . Then the Rademacher complexity of*

$$\mathcal{H} = \{ \mathbf{x} \mapsto \mathbf{u} \cdot \mathbf{x} \mid \|\mathbf{u}\|_1 \leq 1 \}$$

has the following upper bound:

$$\hat{\mathbf{R}}_S(\mathcal{H}) \leq \max_{1 \leq i \leq M} \|\mathbf{x}_i\|_\infty \sqrt{\frac{2 \log(2d)}{M}}.$$

Lemma 2 ([34, Corollary 4]). *Let $S = (\mathbf{x}_1, \dots, \mathbf{x}_M)$ be M vectors in \mathbb{R}^d , let \mathcal{F} be a class of functions $f : \mathbb{R}^d \rightarrow \mathbb{R}^K$, and let $h_i : \mathbb{R}^K \rightarrow \mathbb{R}$ be L -Lipschitz with respect to the ℓ_2 -norm. Then*

$$\mathbb{E}_{\Xi_M} \sup_{f \in \mathcal{F}} \sum_{i=1}^M \xi_i h_i(f(\mathbf{x}_i)) \leq \sqrt{2} L \mathbb{E}_{\Xi_{MK}} \sup_{f \in \mathcal{F}} \sum_{i=1}^M \sum_{k=1}^K \xi_{ik} f_k(\mathbf{x}_i),$$

where $\{\xi_{ik}\}$ is an independent doubly indexed Rademacher sequence, and $f_k(\mathbf{x}_i)$ denotes the k -th coordinate of $f(\mathbf{x}_i)$.

Proposition 1. *Suppose Assumption 2 holds. Define the class of norm-bounded G -invariant shallow networks as*

$$\mathcal{F}_Q := \left\{ f^G(\mathbf{x}; \Theta) = \frac{1}{m|G|} \sum_{i=1}^m a_i \sum_{g \in G} \sigma(\mathbf{w}_i \cdot g\mathbf{x} + b_i) \mid \Theta = (a_i, \mathbf{w}_i, b_i)_{i=1}^m, m \geq 1, \|\Theta\|_{\mathcal{P}} \leq Q \right\}. \quad (17)$$

where

$$\|\Theta\|_{\mathcal{P}}^2 := \frac{1}{m} \sum_{i=1}^m (|a_i| (\|\mathbf{w}_i\|_1 + |b_i| + 1))^2 \quad (18)$$

Then

$$\hat{\mathbf{R}}_S(\mathcal{F}_Q) \leq 4\gamma(\sigma) Q \sqrt{\frac{\log(2d+2)}{M}},$$

where $S = \{\mathbf{x}_1, \mathbf{x}_2, \dots, \mathbf{x}_M\}$ is a set of samples in the domain Ω , and $\gamma(\sigma)$ is defined in Assumption 2.

Proof. Based on Assumption 2, we know that for any $\epsilon \geq 0$, there is a ReLU neural network

$$g_K(x; \bar{\boldsymbol{\eta}}) := \sum_{k=1}^K \bar{a}_k \text{ReLU}(\bar{w}_k x + \bar{b}_k), \quad \text{where } \bar{\boldsymbol{\eta}} := (\bar{a}_k, \bar{w}_k, \bar{b}_k)_{k=1}^K$$

such that

$$\sup_{x \in \mathbb{R}} |\sigma(x) - g_K(x; \bar{\boldsymbol{\eta}})| \leq \epsilon, \quad \sum_{k=1}^K |\bar{a}_k|(|\bar{w}_k| + |\bar{b}_k|) \leq \gamma(\sigma).$$

Then for any $f^G(\mathbf{x}; \Theta) = \frac{1}{m|G|} \sum_{i=1}^m a_i \sum_{g \in G} \sigma(\mathbf{w}_i \cdot g\mathbf{x} + b_i) \in \mathcal{F}_Q$, where $\Theta := (a_i, \mathbf{w}_i, b_i)_{i=1}^m$, we have that

$$\begin{aligned} f^G(\mathbf{x}; \Theta) &= \frac{1}{m|G|} \left[\sum_{i=1}^m a_i \sum_{g \in G} \sigma(\mathbf{w}_i \cdot g\mathbf{x} + b_i) - \sum_{i=1}^m a_i \sum_{g \in G} g_K(\mathbf{w}_i \cdot g\mathbf{x} + b_i) \right] \\ &\quad + \frac{1}{m|G|} \sum_{i=1}^m a_i \sum_{g \in G} \sum_{k=1}^K \bar{a}_k \text{ReLU}(\bar{w}_k(\mathbf{w}_i \cdot g\mathbf{x} + b_i) + \bar{b}_k) \end{aligned} \quad (19)$$

For the first term, we know that

$$\sup_{\mathbf{x} \in \mathbb{R}^d} \left| \frac{1}{m|G|} \left[\sum_{i=1}^m a_i \sum_{g \in G} \sigma(\mathbf{w}_i \cdot g\mathbf{x} + b_i) - \sum_{i=1}^m a_i \sum_{g \in G} g_K(\mathbf{w}_i \cdot g\mathbf{x} + b_i) \right] \right| \leq \frac{1}{m} \sum_{i=1}^m |a_i| \epsilon \leq Q\epsilon.$$

The second term of Eq. (19) can be expressed as a two-layer ReLU network:

$$H(\mathbf{x}; \Theta, \bar{\boldsymbol{\eta}}) = \frac{1}{m} \sum_{i=1}^m \sum_{k=1}^K a_i \bar{a}_k \mathcal{G} \text{ReLU}(\bar{w}_k \mathbf{w}_i \cdot \mathbf{x} + \bar{w}_k b_i + \bar{b}_k)$$

A direct calculation shows that

$$\begin{aligned} \sum_{i=1}^m \sum_{k=1}^K |a_i| |\bar{a}_k| (|\bar{w}_k| \|\mathbf{w}_i\|_1 + |\bar{w}_k b_i| + |\bar{b}_k|) &\leq \sum_{i=1}^m \sum_{k=1}^K |a_i| |\bar{a}_k| (\|\mathbf{w}_i\|_1 + |b_i| + 1) (|\bar{w}_k| + |\bar{b}_k|) \\ &\leq \gamma(\sigma) Q m \end{aligned}$$

based on the Cauchy–Schwarz inequality.

Next, we define a new class of two-layer ReLU networks with norm constraints:

$$\mathcal{M}_R := \left\{ H(\mathbf{x}; \hat{\Theta}) = \sum_{p=1}^{K_*} \hat{a}_p \mathcal{G} \text{ReLU}(\hat{\mathbf{w}}_p \cdot \mathbf{x} + \hat{b}_p) \mid \hat{\Theta} = (\hat{a}_p, \hat{\mathbf{w}}_p, \hat{b}_p)_{p=1}^{K_*}, \quad K_* \geq 1, \quad \|\hat{\Theta}\|_{\mathcal{P}_1} \leq R \right\},$$

where

$$\|\hat{\Theta}\|_{\mathcal{P}_1} := \sum_{p=1}^{K_*} |\hat{a}_p| (\|\hat{\mathbf{w}}_p\|_1 + |\hat{b}_p|)$$

We next bound the Rademacher complexity of \mathcal{M}_R . For notational convenience, we write a_p as \hat{a}_p , \mathbf{w}_p as $(\hat{\mathbf{w}}_p, \hat{b}_p)$, and \mathbf{x} as $(\mathbf{x}, 1)$.

$$\begin{aligned}
\hat{\mathbf{R}}_S(\mathcal{M}_R) &:= \frac{1}{M} \mathbb{E}_{\Xi_M} \left[\sup_{\|\Theta\|_{\mathcal{P}_1} \leq R} \sum_{i=1}^M \xi_i \sum_{p=1}^{K_*} a_p \|\mathbf{w}_p\|_1 \mathcal{G} \text{ReLU} \left(\frac{\mathbf{w}_p}{\|\mathbf{w}_p\|_1} \cdot \mathbf{x}_i \right) \right] \\
&\leq \frac{1}{M} \mathbb{E}_{\Xi_M} \left[\sup_{\|\Theta\|_{\mathcal{P}_1} \leq R, \|\mathbf{u}_p\|_1 \leq 1} \sum_{i=1}^M \xi_i \sum_{p=1}^{K_*} a_p \|\mathbf{w}_p\|_1 \mathcal{G} \text{ReLU} (\mathbf{u}_p \cdot \mathbf{x}_i) \right] \\
&\leq \frac{1}{M} \mathbb{E}_{\Xi_M} \left[\sup_{\|\Theta\|_{\mathcal{P}_1} \leq R} \sum_{p=1}^{K_*} |a_p| \|\mathbf{w}_p\|_1 \sup_{\|\mathbf{u}\|_1 \leq 1} \left| \sum_{i=1}^M \xi_i \mathcal{G} \text{ReLU} (\mathbf{u} \cdot \mathbf{x}_i) \right| \right] \\
&\leq \frac{R}{M} \mathbb{E}_{\Xi_M} \left[\sup_{\|\mathbf{u}\|_1 \leq 1} \left| \sum_{i=1}^M \xi_i \mathcal{G} \text{ReLU} (\mathbf{u} \cdot \mathbf{x}_i) \right| \right] \\
&\leq \frac{2R}{M} \mathbb{E}_{\Xi_M} \left[\sup_{\|\mathbf{u}\|_1 \leq 1} \sum_{i=1}^M \xi_i \mathcal{G} \text{ReLU} (\mathbf{u} \cdot \mathbf{x}_i) \right],
\end{aligned}$$

where the last inequality uses the fact that $\hat{\mathbf{R}}_S(\pm \mathcal{H}) \leq 2\hat{\mathbf{R}}_S(\mathcal{H})$ if $0 \in \mathcal{H}$, where \mathcal{H} in the above case is

$$\mathcal{H} = \{\mathbf{x} \mapsto \mathcal{G} \text{ReLU}(\mathbf{u} \cdot \mathbf{x}) : \|\mathbf{u}\|_1 \leq 1\}$$

Note that

$$\mathcal{G} \text{ReLU} (\mathbf{u} \cdot \mathbf{x}_i) = \frac{1}{|G|} \sum_{g \in G} \text{ReLU}(\mathbf{u} \cdot g\mathbf{x})$$

Since G is a finite group, we can consider $\mathcal{G} \text{ReLU}$ as a function h from $\mathbb{R}^{|G|} \rightarrow \mathbb{R}$, where

$$h(y_1, y_2, \dots, y_{|G|}) = \frac{1}{|G|} \sum_{s=1}^{|G|} \text{ReLU}(y_s),$$

with

$$|h(\mathbf{y}_1) - h(\mathbf{y}_2)| \leq \frac{1}{|G|} \|\mathbf{y}_1 - \mathbf{y}_2\|_1 \leq \frac{1}{\sqrt{|G|}} \|\mathbf{y}_1 - \mathbf{y}_2\|_2.$$

Therefore, based on the vector-contraction inequality for Rademacher complexities (Lemma 2), we have that

$$\mathbb{E}_{\Xi_M} \left[\sup_{\|\mathbf{u}\|_1 \leq 1} \sum_{i=1}^M \xi_i \mathcal{G} \text{ReLU} (\mathbf{u} \cdot \mathbf{x}_i) \right] \leq \frac{\sqrt{2}}{\sqrt{|G|}} \mathbb{E}_{\Xi_{M|G|}} \left[\sup_{\|\mathbf{u}\|_1 \leq 1} \sum_{i=1}^M \sum_{s=1}^{|G|} \xi_{i,s} (\mathbf{u} \cdot g_s \mathbf{x}_i) \right]$$

where $\xi_{i,s}$ are independent Rademacher variables. By Lemma 1, we further have

$$\frac{\sqrt{2}}{\sqrt{|G|}} \mathbb{E}_{\Xi_{M|G|}} \left[\sup_{\|\mathbf{u}\|_1 \leq 1} \sum_{i=1}^M \sum_{s=1}^{|G|} \xi_{i,s} (\mathbf{u} \cdot g_s \mathbf{x}_i) \right] \leq \frac{\sqrt{2}M|G|}{\sqrt{|G|}} \max_{g \in G, \mathbf{x} \in \Omega} \|g\mathbf{x}\|_\infty \sqrt{\frac{2 \log(2d+2)}{M|G|}}.$$

Summarizing the above bounds, we obtain

$$\hat{\mathbf{R}}_S(\mathcal{M}_R) \leq 2\sqrt{2}R \max_{g \in G, \mathbf{x} \in \Omega} \|g\mathbf{x}\|_\infty \sqrt{\frac{2\log(2d+2)}{M}}.$$

We now return to bounding the Rademacher complexity of \mathcal{F}_Q . Observe that

$$\begin{aligned} \hat{\mathbf{R}}_S(\mathcal{F}_Q) &= \frac{1}{M} \mathbb{E}_{\Xi_M} \left[\sup_{f^G \in \mathcal{F}_Q} \sum_{i=1}^M \xi_i (f^G(\mathbf{x}_i; \Theta) - H(\mathbf{x}_i; \Theta, \bar{\eta}) + H(\mathbf{x}_i; \Theta, \bar{\eta})) \right] \\ &\leq \frac{1}{M} \mathbb{E}_{\Xi_M} \left[\sup_{f^G \in \mathcal{F}_Q} \sum_{i=1}^M \xi_i (f^G(\mathbf{x}_i; \Theta) - H(\mathbf{x}_i; \Theta, \bar{\eta})) \right] + \frac{1}{M} \mathbb{E}_{\Xi_M} \left[\sup_{H \in \mathcal{M}_{\gamma(\sigma)Q}} \sum_{i=1}^M \xi_i H(\mathbf{x}_i) \right] \\ &\leq Q\epsilon + 2\sqrt{2}\gamma(\sigma)Q \max_{g \in G, \mathbf{x} \in \Omega} \|g\mathbf{x}\|_\infty \sqrt{\frac{2\log(2d+2)}{M}}. \end{aligned}$$

As $\epsilon \rightarrow 0$, we finish the proof. \square

This result shows that incorporating the G -invariant structure does not increase the Rademacher complexity of the function class. Consequently, the estimation (or statistical) error—arising from minimizing empirical risk rather than population risk (see Section 2.4)—remains of the same order. To make this precise, we recall the following lemma.

Lemma 3 ([37]). *Let $\mathcal{F} \subset \mathbb{R}^\Omega$ be a hypothesis space. Assume that for any $f \in \mathcal{F}$ and $\mathbf{x} \in \Omega$, we have $|f(\mathbf{x})| \leq L$. Then, for any $\delta > 0$, with probability at least $1 - \delta$ over the choice of $S = \{\mathbf{x}_1, \mathbf{x}_2, \dots, \mathbf{x}_M\} \subset \Omega$ drawn i.i.d. from distribution μ ,*

$$\sup_{f \in \mathcal{F}} \left| \frac{1}{M} \sum_{i=1}^M f(\mathbf{x}_i) - \mathbb{E}_{\mathbf{x} \sim \mu} f(\mathbf{x}) \right| \leq 2\mathbb{E}_{S \sim \mu^M} \hat{\mathbf{R}}_S(\mathcal{F}) + 3L\sqrt{\frac{2\log(4/\delta)}{M}}, \quad (20)$$

Remark 3. *Proposition 1 shows that the empirical Rademacher complexity is unaffected by the G -invariant structure. Under further assumptions on the data distribution $\mathbf{x} \sim \mu \in \mathcal{P}(\Omega)$ (see, e.g., [40, 11, 10]), one might expect a $|G|$ -dependent reduction in the expected Rademacher complexity,*

$$\mathbf{R}_M(\mathcal{F}_Q) := \mathbb{E}_{S \sim \mu^M} [\hat{\mathbf{R}}_S(\mathcal{F}_Q)].$$

where $S = (\mathbf{x}_1, \dots, \mathbf{x}_M)$. Since no assumptions of this type are imposed in the present paper, the non-increase guarantee is the sharpest conclusion available.

2.4 Generalization error

Let $f_* \in \mathcal{B}_\Gamma^G(\Omega)$ denote the (unknown) ground-truth G -invariant Barron function. Our goal is to learn f_* from noisy observations at data points $\mathbf{x}_1, \dots, \mathbf{x}_M$, where $\mathbf{x}_i \stackrel{\text{i.i.d.}}{\sim} \mu$ for some unknown distribution μ on Ω . We formalize this setting as follows.

Assumption 3. The training data $S = (\mathbf{x}_i, y_i)_{i=1}^M$ are drawn i.i.d. from the joint distribution \mathcal{D}

$$\mathbf{x} \sim \mu \in \mathcal{P}(\Omega), \quad y = f_*(\mathbf{x}) + \varepsilon_0, \quad (21)$$

where the observation noise ε_0 is bounded and satisfies

$$\mathbb{P}(|\varepsilon_0| < \tau) = 1, \quad \mathbb{E}[\varepsilon_0^2] = \tau_0, \quad \mathbb{E}[\varepsilon_0 | \mathbf{x}] = 0 \quad \forall \mathbf{x} \in \Omega,$$

for constants $\tau, \tau_0 > 0$. Without loss of generality, we set $\tau = 1$.

To learn f_* using a statistical learning approach, we consider training a width- m G -invariant shallow network $f_m^G(\cdot; \Theta^m)$, where the superscript m indicates that Θ^m are the parameters of the width- m network. The associated continuous loss function (population risk) is defined by

$$L(\Theta^m) = \mathbb{E}_{(\mathbf{x}, y) \sim \mathcal{D}} \left[\ell(f_m^G(\mathbf{x}; \Theta^m), y) \right], \quad (22)$$

where \mathcal{D} is given by Eq. (21), ℓ is taken to be the squared loss $\ell(y, y') = (y - y')^2$, and $f_m^G(\mathbf{x}; \Theta^m)$ is again given by

$$f_m^G(\mathbf{x}; \Theta^m) = \frac{1}{m|G|} \sum_{i=1}^m a_i \sum_{g \in G} \sigma(\mathbf{w}_i \cdot g\mathbf{x} + b_i), \quad \Theta^m = (a_i, \mathbf{w}_i, b_i)_{i=1}^m \quad (23)$$

Simple calculation leads to

$$\begin{aligned} L(\Theta^m) &= \mathbb{E}_{\mathbf{x}, y, \varepsilon_0} |f_m^G(\mathbf{x}; \Theta^m) - y|^2 \\ &= \mathbb{E}_{\mathbf{x} \sim \mu} \mathbb{E}_{y, \varepsilon_0 | \mathbf{x}} |f_m^G(\mathbf{x}; \Theta^m) - f_*(\mathbf{x}) - \varepsilon_0|^2 \\ &= \mathbb{E}_{\mathbf{x} \sim \mu} \mathbb{E}_{\varepsilon_0 | \mathbf{x}} [\varepsilon_0^2] + \mathbb{E}_{\mathbf{x} \sim \mu} |f_m^G(\mathbf{x}; \Theta^m) - f_*(\mathbf{x})|^2 \\ &= \tau_0 + \int_{\Omega} |f_m^G(\mathbf{x}; \Theta^m) - f_*(\mathbf{x})|^2 d\mu(x) \end{aligned} \quad (24)$$

In practice, the population loss (22) is not available (due to the unknown joint distribution \mathcal{D}), we can only work with the empirical loss based on M training data $(\mathbf{x}_i, y_i)_{i=1}^M$ sampled from \mathcal{D}

$$\hat{L}_M(\Theta^m) = \frac{1}{M} \sum_{i=1}^M \ell(f_m^G(\mathbf{x}_i; \Theta^m), y_i),$$

To further remove the constraint on the parameter norm size, in this paper, we will work with the regularized empirical risk, defined as

$$J_\lambda(\Theta^m) := \hat{L}_M(\Theta^m) + \lambda(\|\Theta^m\|_{\mathcal{P}}^2 + 1),$$

where the norm $\|\Theta^m\|_{\mathcal{P}}$ is given by Eq. (18). The $+1$ term at the right-hand side is included only to simplify the proof, which does not affect minimizer. The corresponding estimator is

$$\hat{\Theta}_{M, \lambda}^m := \arg \min_{\Theta^m} J_\lambda(\Theta^m).$$

Our goal is to bound

$$\int_{\Omega} |f_m^G(\mathbf{x}; \hat{\Theta}_{M,\lambda}^m) - f_*(\mathbf{x})|^2 d\mu(\mathbf{x}).$$

2.4.1 Estimation of generalization error

Consider the norm-constrained G -invariant width- m shallow network class

$$\mathcal{F}_{Q,m} := \left\{ f_m^G(\mathbf{x}; \Theta^m) = \frac{1}{m|G|} \sum_{i=1}^m a_i \sum_{g \in G} \sigma(\mathbf{w}_i \cdot g\mathbf{x} + b_i) \mid \Theta^m = (a_i, \mathbf{w}_i, b_i)_{i=1}^m, \|\Theta^m\|_{\mathcal{P}} \leq Q \right\},$$

where

$$\|\Theta^m\|_{\mathcal{P}}^2 := \frac{1}{m} \sum_{i=1}^m (|a_i| (\|\mathbf{w}_i\|_1 + |b_i| + 1))^2$$

Note that $\mathcal{F}_{Q,m} \subset \mathcal{F}_Q$ defined in Eq. (17) of Proposition 1, as the width of networks in \mathcal{F}_Q is not fixed. The following lemma provides uniform bounds, on Ω , for elements in $\mathcal{F}_{Q,m}$ and in the σ -activated Γ -Barron space $\mathcal{B}_{\Gamma}(\Omega)$.

Lemma 4. *Under Assumption 1, suppose σ is Lipschitz continuous with constant L_{σ} . Then:*

(i) *For any $f_m^G \in \mathcal{F}_{Q,m}$,*

$$|f_m^G(\mathbf{x})| \leq (L_{\sigma} + |\sigma(0)|)Q, \quad \forall \mathbf{x} \in \Omega.$$

(ii) *For any $f \in \mathcal{B}_{\Gamma}(\Omega)$ with $\|f\|_{\mathcal{B}_{\Gamma}} \leq Q$,*

$$|f(\mathbf{x})| \leq (L_{\sigma} + |\sigma(0)|)Q, \quad \forall \mathbf{x} \in \Omega.$$

Proof. (i) For any $\mathbf{x} \in \Omega$,

$$\begin{aligned} |f_m^G(\mathbf{x})| &= \left| \frac{1}{m|G|} \sum_{i=1}^m a_i \sum_{g \in G} \sigma(\mathbf{w}_i \cdot g\mathbf{x} + b_i) \right| \\ &\leq \frac{1}{m|G|} \sum_{i=1}^m |a_i| \sum_{g \in G} |\sigma(\mathbf{w}_i \cdot g\mathbf{x} + b_i) - \sigma(0)| + \frac{|\sigma(0)|}{m} \sum_{i=1}^m |a_i| \\ &\leq \frac{1}{m} \sum_{i=1}^m |a_i| L_{\sigma} (\|\mathbf{w}_i\|_1 + |b_i|) + \frac{|\sigma(0)|}{m} \sum_{i=1}^m |a_i| \\ &\leq (L_{\sigma} + |\sigma(0)|) \sqrt{\frac{1}{m} \sum_{i=1}^m (|a_i| (\|\mathbf{w}_i\|_1 + |b_i| + 1))^2} \\ &\leq (L_{\sigma} + |\sigma(0)|)Q. \end{aligned}$$

(ii) If $f \in \mathcal{B}_\Gamma(\Omega)$ with $\|f\|_{\mathcal{B}_\Gamma} \leq Q$, then there exists a probability measure $\rho \in \Gamma$ on \mathbb{R}^{d+2} such that

$$f(\mathbf{x}) = \mathbb{E}_{(a, \mathbf{w}, b) \sim \rho} [a \sigma(\mathbf{w} \cdot \mathbf{x} + b)], \quad \forall \mathbf{x} \in \Omega,$$

and

$$\sqrt{\mathbb{E}_{(a, \mathbf{w}, b) \sim \rho} |a|^2 (\|\mathbf{w}\|_1 + |b| + 1)^2} \leq (1 + \varepsilon)Q.$$

By Lipschitz continuity,

$$\begin{aligned} |f(\mathbf{x})| &\leq \mathbb{E}_\rho [|a| |\sigma(\mathbf{w} \cdot \mathbf{x} + b) - \sigma(0)|] + |\sigma(0)| \mathbb{E}_\rho [|a|] \\ &\leq (L_\sigma + |\sigma(0)|) \mathbb{E}_\rho [|a| (\|\mathbf{w}\|_1 + |b| + 1)] \\ &\leq (L_\sigma + |\sigma(0)|) \sqrt{\mathbb{E}_\rho |a|^2 (\|\mathbf{w}\|_1 + |b| + 1)^2} \\ &\leq (L_\sigma + |\sigma(0)|) (1 + \varepsilon)Q. \end{aligned}$$

Letting $\varepsilon \rightarrow 0$ completes the proof. \square

Now we can prove the following proposition.

Proposition 2. *Suppose Assumptions 1-3 all hold. For any $\delta > 0$, with probability at least $1 - \delta$ over the choice of the training set $S = (\mathbf{x}_i, y_i)_{i=1}^M \sim \mathcal{D}^M$, we have*

$$\sup_{\|\Theta^m\|_{\mathcal{P}} \leq Q} |L(\Theta^m) - \hat{L}_M(\Theta^m)| \leq C_\sigma (Q + 1)^2 \left[\sqrt{\frac{\log(2d + 2)}{M}} + \sqrt{\frac{2 \log(2/\delta)}{M}} \right],$$

where $C_\sigma > 0$ depends only on $\|f_*\|_{\mathcal{B}_\Gamma}$ and σ (through L_σ , $|\sigma(0)|$, $\gamma(\sigma)$), but not on M, d, Q .

Proof. Since the Rademacher complexity is translation-invariant, the class

$$\mathcal{H} = \{f_m^G(\mathbf{x}; \Theta) - y \mid \|\Theta^m\|_{\mathcal{P}} \leq Q\}$$

has the same empirical Rademacher complexity as $\mathcal{F}_{Q,m}$, which is bounded by that of \mathcal{F}_Q in Proposition 1.

By Assumption 3 and Lemma 4, for all $\mathbf{x} \in \Omega$ and $\|\Theta^m\|_{\mathcal{P}} \leq Q$,

$$|f_m^G(\mathbf{x}; \Theta) - y| \leq B, \quad \text{where } B := (L_\sigma + |\sigma(0)|)(Q + \|f_*\|_{\mathcal{B}_\Gamma}) + 1.$$

Note that the squared loss $\phi(z) = z^2$ is $2B$ -Lipschitz on $[-B, B]$, since $\phi'(z) = 2z$. Applying Lemma 2 with $K = 1$, together with Proposition 1, yields the following bound for the Rademacher term in Eq. (20):

$$8 B \gamma(\sigma) Q \sqrt{\frac{\log(2d + 2)}{M}}.$$

Here, the factor $\sqrt{2}$ in Lemma 2 can be dropped in the scalar case $K = 1$ (Talagrand–Ledoux contraction), as noted in [34]. For the concentration term in Eq. (20), we use $L = B^2$, obtaining

$$3B^2 \sqrt{\frac{2 \log(2/\delta)}{M}}.$$

Finally, note that $B \leq C_1 (Q + 1)$ with

$$C_1 := (L_\sigma + |\sigma(0)|) (\|f_*\|_{\mathcal{B}_\Gamma} + 1) + 1.$$

By absorbing constants into

$$C_\sigma := \max \{8 \gamma(\sigma) C_1, 3C_1^2\},$$

we obtain the desired bound. \square

Proposition 3. *Suppose Assumptions 1-3 all hold. For any $\delta > 0$, with probability at least $1 - \delta$ over the choice of the training set $S = (\mathbf{x}_i, y_i)_{i=1}^M \sim \mathcal{D}^M$, the following uniform bound holds for all parameters Θ^m :*

$$|L(\Theta^m) - \hat{L}_M(\Theta^m)| \leq D_\sigma (\|\Theta^m\|_{\mathcal{P}}^2 + 1) \left[\sqrt{\frac{\log(2d+2)}{M}} + \sqrt{\frac{2 \log(2 C_\zeta (\|\Theta^m\|_{\mathcal{P}} + 1)^2 / \delta)}{M}} \right],$$

where $C_\zeta := \sum_{q=1}^{\infty} \frac{1}{q^2} = \pi^2/6$, and $D_\sigma = 4C_\sigma$ depends only on $\|f_*\|_{\mathcal{B}_\Gamma}$ and σ .

Proof. Fix $Q \in \mathbb{N}$ and set $\delta_Q := \delta / (C_\zeta Q^2)$. By Proposition 2, with probability at least $1 - \delta_Q$,

$$\sup_{\|\Theta^m\|_{\mathcal{P}} \leq Q} |L(\Theta^m) - \hat{L}_M(\Theta^m)| \leq C_\sigma (Q + 1)^2 \left[\sqrt{\frac{\log(2d+2)}{M}} + \sqrt{\frac{2 \log(2 / \delta_Q)}{M}} \right].$$

By the *union bound* (Boole's inequality) and $\sum_{Q=1}^{\infty} \delta_Q = \delta$, the above holds simultaneously for all $Q \in \mathbb{N}$ with probability at least $1 - \delta$.

Given arbitrary Θ^m , take $Q_0 := \lceil \|\Theta^m\|_{\mathcal{P}} \rceil$ so that $\|\Theta^m\|_{\mathcal{P}} \leq Q_0$ and $Q_0 \leq \|\Theta^m\|_{\mathcal{P}} + 1$. Plugging $Q = Q_0$ yields

$$|L(\Theta^m) - \hat{L}_M(\Theta^m)| \leq C_\sigma (\|\Theta^m\|_{\mathcal{P}} + 2)^2 \left[\sqrt{\frac{\log(2d+2)}{M}} + \sqrt{\frac{2 \log(2 C_\zeta (\|\Theta^m\|_{\mathcal{P}} + 1)^2 / \delta)}{M}} \right].$$

Finally, $(\|\Theta^m\|_{\mathcal{P}} + 2)^2 \leq 4(\|\Theta^m\|_{\mathcal{P}}^2 + 1)$ gives the stated form with $D_\sigma := 4C_\sigma$. \square

Now we can state two important bounds based on Proposition 3.

Proposition 4. *Let $f_* \in \mathcal{B}_\Gamma^G(\Omega)$ be the target G -invariant Barron function, and let $f_m^G(\cdot; \Theta_m^*)$ be the width- m shallow network approximating f_* , as given in Eq. (12) of Theorem 1. If*

$$\lambda \geq D_\sigma \sqrt{\frac{\log(2d+2)}{M}},$$

then with probability at least $1 - \delta$ we have:

$$J_\lambda(\Theta_m^*) \leq L(\Theta_m^*) + 2\lambda (2\|f_*\|_{\mathcal{B}_\Gamma}^2 + 1) + D_\sigma (2\|f_*\|_{\mathcal{B}_\Gamma}^2 + 1) \sqrt{\frac{2 \log(2 C_\zeta (\sqrt{2}\|f_*\|_{\mathcal{B}_\Gamma} + 1)^2 / \delta)}{M}}, \quad (25)$$

and

$$\begin{cases} J_\lambda(\hat{\Theta}_{M,\lambda}^m) \leq J_\lambda(\Theta_*^m), \\ \|\hat{\Theta}_{M,\lambda}^m\|_{\mathcal{P}}^2 \leq \frac{L(\Theta_*^m)}{\lambda} + (2\|f_*\|_{\mathcal{B}_\Gamma}^2 + 1) \left(\sqrt{2 \log(2 C_\zeta (\sqrt{2}\|f_*\|_{\mathcal{B}_\Gamma} + 1)^2/\delta)} + 2 \right). \end{cases} \quad (26)$$

Proof. (i) To establish Eq. (25), observe that Proposition 3, together with the bound $\|\Theta_*^m\|_{\mathcal{P}} \leq \sqrt{2}\|f_*\|_{\mathcal{B}_\Gamma}$, implies that

$$\begin{aligned} J_\lambda(\Theta_*^m) &= \hat{L}_M(\Theta_*^m) + \lambda(\|\Theta_*^m\|_{\mathcal{P}}^2 + 1) \\ &\leq L(\Theta_*^m) + \lambda(2\|f_*\|_{\mathcal{B}_\Gamma}^2 + 1) + \\ &\quad D_\sigma(2\|f_*\|_{\mathcal{B}_\Gamma}^2 + 1) \left(\sqrt{\frac{\log(2d+2)}{M}} + \sqrt{\frac{2 \log(2 C_\zeta (\sqrt{2}\|f_*\|_{\mathcal{B}_\Gamma} + 1)^2/\delta)}{M}} \right) \\ &\leq L(\Theta_*^m) + 2\lambda(2\|f_*\|_{\mathcal{B}_\Gamma}^2 + 1) + D_\sigma(2\|f_*\|_{\mathcal{B}_\Gamma}^2 + 1) \sqrt{\frac{2 \log(2 C_\zeta (\sqrt{2}\|f_*\|_{\mathcal{B}_\Gamma} + 1)^2/\delta)}{M}}, \end{aligned}$$

where the last inequality is based on $\lambda \geq D_\sigma \sqrt{\frac{\log(2d+2)}{M}}$.

(ii) To prove Eq. (26), note that the first inequality $J_\lambda(\hat{\Theta}_{M,\lambda}^m) \leq J_\lambda(\Theta_*^m)$ follows directly from the definition of $\hat{\Theta}_{M,\lambda}^m$. For the second, we use

$$\lambda \|\hat{\Theta}_{M,\lambda}^m\|_{\mathcal{P}}^2 \leq J_\lambda(\hat{\Theta}_{M,\lambda}^m) \leq J_\lambda(\Theta_*^m)$$

Then based on the results in (i), we have

$$\begin{aligned} \|\hat{\Theta}_{M,\lambda}^m\|_{\mathcal{P}}^2 &\leq \frac{J_\lambda(\Theta_*^m)}{\lambda} \\ &\leq \frac{L(\Theta_*^m)}{\lambda} + 2(2\|f_*\|_{\mathcal{B}_\Gamma}^2 + 1) + (2\|f_*\|_{\mathcal{B}_\Gamma}^2 + 1) \frac{\sqrt{2 \log(2 C_\zeta (\sqrt{2}\|f_*\|_{\mathcal{B}_\Gamma} + 1)^2/\delta)}}{\sqrt{\log(2d+2)}} \\ &\leq \frac{L(\Theta_*^m)}{\lambda} + 2(2\|f_*\|_{\mathcal{B}_\Gamma}^2 + 1) + (2\|f_*\|_{\mathcal{B}_\Gamma}^2 + 1) \sqrt{2 \log(2 C_\zeta (\sqrt{2}\|f_*\|_{\mathcal{B}_\Gamma} + 1)^2/\delta)}, \end{aligned}$$

where in the last two steps we used $\sqrt{\log(2d+2)} \geq 1$ and the lower bound on λ . \square

Theorem 2. Suppose Assumptions 1-3 all hold. Then for $f_* \in \mathcal{B}_\Gamma^G(\Omega)$ and

$$\lambda \geq \max \left\{ D_\sigma \sqrt{\frac{\log(2d+2)}{M}}, \frac{3(L_\sigma + |\sigma(0)|)^2 \delta_{G,\Gamma,\sigma} \|f_*\|_{\mathcal{B}_\Gamma}^2}{m} \right\}, \quad (27)$$

we have for any $\delta > 0$, with probability at least $1 - \delta$ over the choice of training set $S =$

$$(\mathbf{x}_i, y_i)_{i=1}^M \sim \mathcal{D}^M,$$

$$\begin{aligned} \int_{\Omega} |f_m^G(\mathbf{x}; \hat{\Theta}_{M,\lambda}^m) - f_*(\mathbf{x})|^2 d\mu &\leq \frac{3(L_\sigma + |\sigma(0)|)^2 \delta_{G,\Gamma,\sigma} \|f_*\|_{\mathcal{B}_\Gamma}^2}{m} \\ &\quad + 2\lambda (2\|f_*\|_{\mathcal{B}_\Gamma}^2 + 1) + D_\sigma (2\|f_*\|_{\mathcal{B}_\Gamma}^2 + 1) (\Lambda_f(\delta) - 2) M^{-\frac{1}{2}} \\ &\quad + D_\sigma (R_f(\delta) + \frac{\tau_0}{\lambda} + 1) \sqrt{\frac{2 \log \left(\frac{4 C_\zeta (R_f(\delta) + \frac{\tau_0}{\lambda} + 1)}{\delta} \right)}{M}}. \end{aligned} \quad (28)$$

where

$$\Lambda_f(\delta) := \sqrt{2 \log \left(\frac{2 C_\zeta (\sqrt{2} \|f_*\|_{\mathcal{B}_\Gamma} + 1)^2}{\delta} \right)} + 2, \quad R_f(\delta) := 1 + (2\|f_*\|_{\mathcal{B}_\Gamma}^2 + 1) \Lambda_f(\delta).$$

Proof. From Proposition 4, with probability at least $1 - \frac{\delta}{2}$,

$$J_\lambda(\hat{\Theta}_{M,\lambda}^m) \leq L(\Theta_*^m) + 2\lambda (2\|f_*\|_{\mathcal{B}_\Gamma}^2 + 1) + D_\sigma (2\|f_*\|_{\mathcal{B}_\Gamma}^2 + 1) \sqrt{\frac{2 \log \left(\frac{2 C_\zeta (\sqrt{2} \|f_*\|_{\mathcal{B}_\Gamma} + 1)^2}{\delta} \right)}{M}}, \quad (29)$$

where Θ_*^m are the parameters of the neural network defined in Theorem 1.

Similarly,

$$\|\hat{\Theta}_{M,\lambda}^m\|_{\mathcal{P}}^2 \leq \frac{L(\Theta_*^m)}{\lambda} + (2\|f_*\|_{\mathcal{B}_\Gamma}^2 + 1) \Lambda_f(\delta) \leq R_f(\delta) + \frac{\tau_0}{\lambda}. \quad (30)$$

The last inequality in (30) follows from Eq. (24), Theorem 1 and the lower bound on λ . Specifically,

$$\begin{aligned} \frac{L(\Theta_*^m)}{\lambda} &= \frac{\int_{\Omega} |f(\mathbf{x}; \Theta_*^m) - f_*(\mathbf{x})|^2 d\mu}{\lambda} + \frac{\tau_0}{\lambda} \\ &\leq \frac{3(L_\sigma + |\sigma(0)|)^2 \delta_{G,\Gamma,\sigma} \|f_*\|_{\mathcal{B}_\Gamma}^2}{m \lambda} + \frac{\tau_0}{\lambda} \leq 1 + \frac{\tau_0}{\lambda}. \end{aligned}$$

Combining this with the first bound in (30) gives

$$\|\hat{\Theta}_{M,\lambda}^m\|_{\mathcal{P}}^2 \leq R_f(\delta) + \frac{\tau_0}{\lambda},$$

as required.

From Proposition 3, with probability at least $1 - \frac{\delta}{2}$,

$$\begin{aligned}
L(\hat{\Theta}_{M,\lambda}^m) &\leq \hat{L}_M(\hat{\Theta}_{M,\lambda}^m) + D_\sigma (\|\hat{\Theta}_{M,\lambda}^m\|_{\mathcal{P}}^2 + 1) \left(\sqrt{\frac{2 \log \left(\frac{2 C_\zeta (\|\hat{\Theta}_{M,\lambda}^m\|_{\mathcal{P}+1})^2}{\delta} \right)}{M}} + \sqrt{\frac{\log(2d+2)}{M}} \right) \\
&\leq \hat{L}_M(\hat{\Theta}_{M,\lambda}^m) + \lambda (\|\hat{\Theta}_{M,\lambda}^m\|_{\mathcal{P}}^2 + 1) + D_\sigma (\|\hat{\Theta}_{M,\lambda}^m\|_{\mathcal{P}}^2 + 1) \sqrt{\frac{2 \log \left(\frac{2 C_\zeta (\|\hat{\Theta}_{M,\lambda}^m\|_{\mathcal{P}+1})^2}{\delta} \right)}{M}} \\
&= J_\lambda(\hat{\Theta}_{M,\lambda}^m) + D_\sigma (\|\hat{\Theta}_{M,\lambda}^m\|_{\mathcal{P}}^2 + 1) \sqrt{\frac{2 \log \left(\frac{2 C_\zeta (\|\hat{\Theta}_{M,\lambda}^m\|_{\mathcal{P}+1})^2}{\delta} \right)}{M}} \\
&\leq J_\lambda(\hat{\Theta}_{M,\lambda}^m) + D_\sigma \left(R_f(\delta) + \frac{\tau_0}{\lambda} + 1 \right) \sqrt{\frac{2 \log \left(\frac{4 C_\zeta (R_f(\delta) + \frac{\tau_0}{\lambda} + 1)}{\delta} \right)}{M}}. \tag{31}
\end{aligned}$$

Combining the two high-probability events (29) and (31), we obtain

$$\begin{aligned}
L(\hat{\Theta}_{M,\lambda}^m) &\leq L(\Theta_*^m) + 2\lambda (2\|f_*\|_{\mathcal{B}_\Gamma}^2 + 1) \\
&\quad + D_\sigma (2\|f_*\|_{\mathcal{B}_\Gamma}^2 + 1) (\Lambda_f(\delta) - 2) M^{-\frac{1}{2}} \\
&\quad + D_\sigma \left(R_f(\delta) + \frac{\tau_0}{\lambda} + 1 \right) \sqrt{\frac{2 \log \left(\frac{4 C_\zeta (R_f(\delta) + \frac{\tau_0}{\lambda} + 1)}{\delta} \right)}{M}}, \tag{32}
\end{aligned}$$

with probability at least $1 - \delta$.

On the other hand, by Theorem 1 and Eq. (24), we can decompose the population risk as

$$\begin{aligned}
L(\hat{\Theta}_{M,\lambda}^m) &= \int_{\Omega} |f_m^G(\mathbf{x}; \hat{\Theta}_{M,\lambda}^m) - f_*(\mathbf{x})|^2 d\mu + \tau_0, \\
L(\Theta_*^m) &= \int_{\Omega} |f_m^G(\mathbf{x}; \Theta_*^m) - f_*(\mathbf{x})|^2 d\mu + \tau_0 \leq \frac{3(L_\sigma + |\sigma(0)|)^2 \delta_{G,\Gamma,\sigma} \|f_*\|_{\mathcal{B}_\Gamma}^2}{m} + \tau_0. \tag{33}
\end{aligned}$$

Finally, combining (32) and (33) yields the desired bound for $\int_{\Omega} |f_m^G(\mathbf{x}; \hat{\Theta}_{M,\lambda}^m) - f(\mathbf{x})|^2 d\mu$. This concludes the proof. \square

We now discuss the benefit of using a G -invariant network to learn a G -invariant target function $f_* \in \mathcal{B}_\Omega^G$, as described in Eq. (28) of Theorem 2. The main advantage arises from the factor $\delta_{G,\Gamma,\sigma} \leq 1$, which influences the generalization error in the following ways:

- **Approximation error reduction.** The first term in Eq. (28),

$$\frac{3(L_\sigma + |\sigma(0)|)^2 \delta_{G,\Gamma,\sigma} \|f_*\|_{\mathcal{B}_\Gamma}^2}{m},$$

is reduced by a factor of $\delta_{G,\Gamma,\sigma}$.

- **More flexible choice of regularization.** To reduce the second term,

$$2\lambda (2\|f_*\|_{\mathcal{B}_\Gamma}^2 + 1),$$

one needs a smaller λ . Incorporating G -invariance permits a broader choice of the regularization parameter while still achieving optimal generalization error, since

$$\lambda \geq \max \left\{ D_\sigma \sqrt{\frac{\log(2d+2)}{M}}, \frac{3(L_\sigma + |\sigma(0)|)^2 \delta_{G,\Gamma,\sigma} \|f_*\|_{\mathcal{B}_\Gamma}^2}{m} \right\},$$

- **Estimation error.** Without additional assumptions on the data distribution $\mu \in \mathcal{P}(\Omega)$, the estimation error

$$D_\sigma (2\|f_*\|_{\mathcal{B}_\Gamma}^2 + 1)(\Lambda_f(\delta) - 2)M^{-\frac{1}{2}}$$

is unaffected by the incorporation of G -invariance. However, as noted in Remark 3, stronger assumptions on μ , such as those in [40, 11, 10], can yield a $|G|$ -dependent reduction of the statistical error.

In summary, the effect of incorporating group invariance on generalization error is governed by the factor $\delta_{G,\Gamma,\sigma}$. When $\delta_{G,\Gamma,\sigma} \ll 1$, a significant gain in generalization can be achieved. When it is close to one, little to no improvement is expected, though Theorem 1 ensures that no deterioration occurs, as $\delta_{G,\Gamma,\sigma} \leq 1$.

3 Discussion on $\delta_{G,\Gamma,\sigma}$

The parameter $\delta_{G,\Gamma,\sigma}$ quantifies how effectively group symmetry reduces redundancy in the representation. In this section, we provide several examples to illustrate when $\delta_{G,\Gamma,\sigma} \ll 1$ and when it is not. The key idea for achieving $\delta_{G,\Gamma,\sigma} \ll 1$ is to have the probability set Γ and the activation function σ in such a way that, under any probability measure $\rho \in \Gamma$, the functions $\sigma(\mathbf{w} \cdot g_1 \mathbf{x} + b)$ and $\sigma(\mathbf{w} \cdot g_2 \mathbf{x} + b)$ have only a small overlap for distinct $g_1 \neq g_2 \in G$. In this favorable case, we typically obtain $\delta_{G,\Gamma,\sigma} \simeq \frac{1}{|G|}$. On the other hand, if there is significant overlap among these functions, then $\delta_{G,\Gamma,\sigma} \simeq 1$, and no such improvement can be expected. Here the notation \simeq means that the quantity is of the same order of magnitude.

3.1 ReLU-shaped and S-shaped activation functions

One fundamental class of activation functions is the family of *ReLU-shaped* functions, including

- $\text{ReLU}(x) = \max\{x, 0\}$
- $\text{Softplus}(x) = \log(1 + e^x)$
- $\text{SiLU}(x) = x \cdot \text{Sigmoid}(x)$
- $\text{Mish}(x) = x \cdot \tanh(\text{Softplus}(x))$

- $\text{GELU}(x) = x \cdot \int_{-\infty}^x \frac{1}{\sqrt{2\pi}} e^{-t^2/2} dt$
- SELU and CELU; see Eq. (8).

Another important class is that of *S-shaped* activation functions, such as

$$\text{Sigmoid}(x) = \frac{1}{1 + e^{-x}}, \quad \text{Tanh}(x) = \frac{e^x - e^{-x}}{e^x + e^{-x}}, \quad \dots$$

A common feature of both classes is that their outputs are very small, and close to zero, whenever $x \leq 0$. The central idea for keeping $\delta_{G,\Gamma,\sigma}$ small is therefore to ensure that $\mathbf{w} \cdot g_1 \mathbf{x}$ and $\mathbf{w} \cdot g_2 \mathbf{x}$ have little overlap in their positive regions, which holds with high probability under $\rho \in \Gamma$.

For example, let $\Omega \subset \mathbb{R}^1$ and take $G = \{e, r\}$ to be the reflection group defined by $rx = -x$. Consider the affine function $w x + b$ with $w \in \mathbb{R}$ and $b \leq 0$. In this case, the graphs of $\text{ReLU}(w x + b)$ and $\text{ReLU}(-w x + b)$ have disjoint supports. For instance, when $w = 1$ and $b = -1$, the sketches of $\text{ReLU}(x - 1)$ and $\text{ReLU}(-x - 1)$ are shown in Fig. 1a.

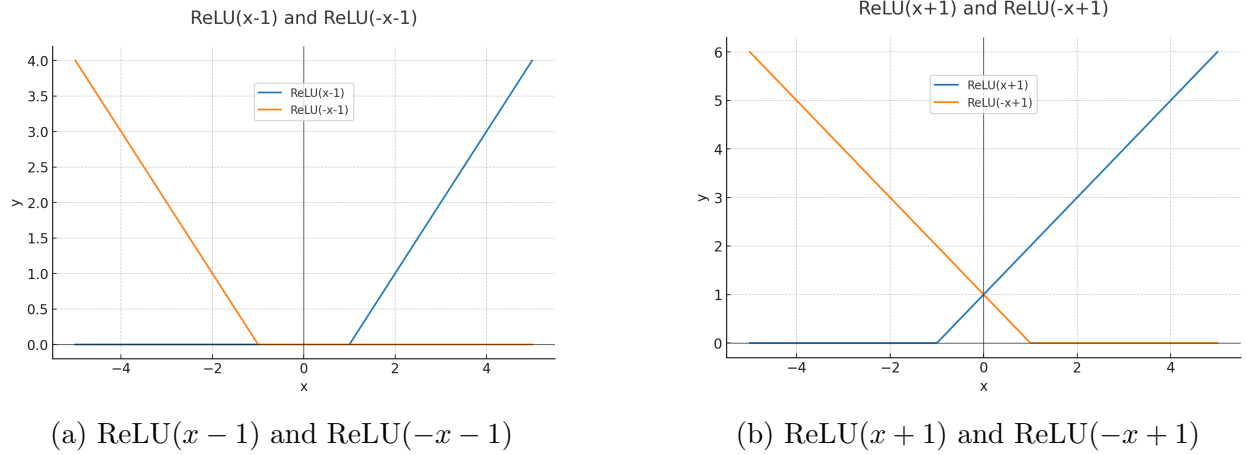


Figure 1: ReLU-activated network with one-dimensional input under the reflection group.

When the supports are disjoint (Fig. 1a), group averaging significantly reduces the output value of the neural network. In contrast, when $b > 0$, the two functions overlap (Fig. 1b), and the reduction achieved by group averaging is much weaker. Hence, to make $\delta_{G,\Gamma,\sigma}$ small, the probability measure $\rho \in \Gamma$ should assign high probability to $b \leq 0$.

These ideas extend naturally to the multi-dimensional setting. For instance, consider the two-dimensional domain $\Omega = [-1, 1]^2$ with G the group of $\pi/2$ rotations, i.e., the cyclic group $C_4 \subset SO(2)$. The generator of G is the $\pi/2$ rotation matrix

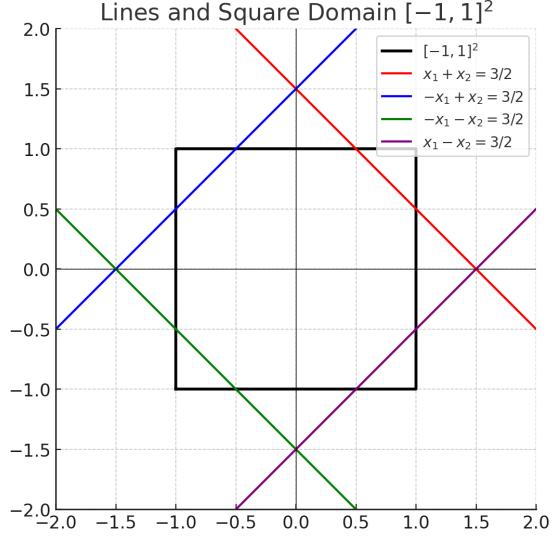
$$R_{\pi/2} = \begin{pmatrix} 0 & -1 \\ 1 & 0 \end{pmatrix},$$

so that $G = \{I, R_{\pi/2}, R_{\pi}, R_{3\pi/2}\}$.

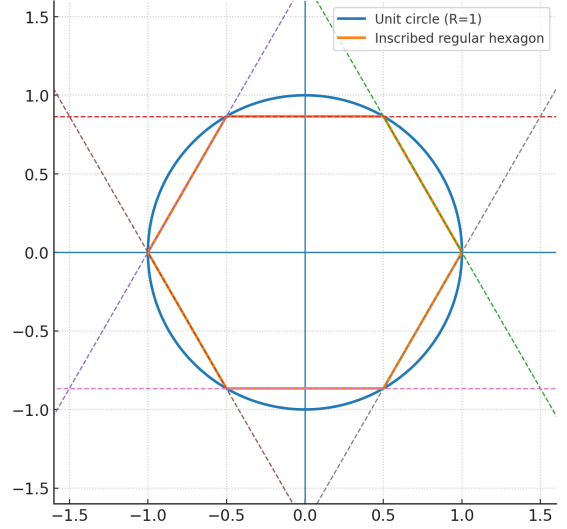
If $b \leq 0$, then after applying the group action, the overlap between $\sigma(\mathbf{w} \cdot g_1 \mathbf{x} + b)$ and $\sigma(\mathbf{w} \cdot g_2 \mathbf{x} + b)$ for $g_1 \neq g_2 \in G$ can be very small. In particular, if the intersection points of the shifted hyperplane

$$\{\mathbf{x} : \mathbf{w} \cdot \mathbf{x} + b = 0\}$$

with the coordinate axes $x_1 = 0$ and $x_2 = 0$ lie entirely outside Ω , i.e. if $-b \geq \|\mathbf{w}\|_\infty$, then the supports of these activations can be disjoint under all group actions, resulting in zero overlap. For example, Fig. 2a illustrates the case $\mathbf{w} = (1, 1)$ and $b = -\frac{3}{2}$. As a consequence, the group average significantly reduces the output magnitude, making $\delta_{G,\Gamma,\sigma}$ significantly smaller.



(a) Case $\mathbf{w} = (1, 1)$ and $b = -\frac{3}{2}$ with $G = C_4 = \{I, R_{\pi/2}, R_\pi, R_{3\pi/2}\}$.



(b) Disjoint-support case on the unit disk with $G = C_6 \subset SO(2)$.

Figure 2: ReLU-activated network with two-dimensional input under the discrete cyclic group $C_n \subset SO(2)$.

For larger cyclic groups $C_n \subset SO(2)$ with $n > 4$, consider their action on the unit disk

$$\Omega = \{\mathbf{x} \in \mathbb{R}^2 : x_1^2 + x_2^2 \leq 1\}.$$

Suppose $b < 0$. If the distance from the origin $(0, 0)$ to the hyperplane $\mathbf{x} : \mathbf{w} \cdot \mathbf{x} + b = 0$ exceeds the apothem of the inscribed regular n -gon (the distance from the origin to any of its sides), then

$$\frac{-b}{\|\mathbf{w}\|_2} \geq \cos\left(\frac{\pi}{n}\right).$$

In this case, the positive half-spaces $\mathbf{x} : \mathbf{w} \cdot g\mathbf{x} + b > 0$ associated with different group elements $g \in C_n$ are disjoint. As a result, the overlaps between $\sigma(\mathbf{w} \cdot g_1\mathbf{x} + b)$ and $\sigma(\mathbf{w} \cdot g_2\mathbf{x} + b)$ for $g_1 \neq g_2$ are negligible or vanish completely, as illustrated in Fig. 2b, leading once again to a small $\delta_{G,\Gamma,\sigma}$ of order $\mathcal{O}(1/|G|)$.

3.2 Compact Support Activation Functions

Another class of activation functions that can yield a small $\delta_{G,\Gamma,\sigma}$ are those with compact support. As noted in Remark 1, smooth compactly supported activations are included within our theoretical framework.

Consider the symmetric group S_d in d dimensions, which has $d!$ elements. For any $\tau \in S_d$, the group action is defined by

$$f(\tau \mathbf{x}) := f(x_{\tau(1)}, \dots, x_{\tau(d)}).$$

Let $\Omega = [0, 1]^d$ and partition it into K^d subcubes for some $K \in \mathbb{N}$. Suppose σ is an activation function with compact support, and assume that the support of $\sigma(\mathbf{w} \cdot \mathbf{x} + b)$ is contained in a single subcube,

$$\prod_{i=1}^d \left[\frac{k_i}{K}, \frac{k_i+1}{K} \right], \quad \mathbf{k} = (k_1, \dots, k_d) \in \{0, 1, \dots, K-1\}^d.$$

When averaging $\sigma(\mathbf{w} \cdot \mathbf{x} + b)$ over the group S_d , the compact support is distributed across

$$\frac{d!}{\prod_{i=1}^d i! s_i}$$

distinct subcubes, where s_i denotes the number of coordinates in \mathbf{k} that appear exactly i times. If all components of \mathbf{k} are distinct, then each $\sigma(\mathbf{w} \cdot \tau \mathbf{x} + b)$ has disjoint support, and $\delta_{G,\Gamma,\sigma} \simeq 1/d!$. If each component of \mathbf{k} appears exactly twice (with d even), then the compact supports overlap in pairs, leading to $\delta_{G,\Gamma,\sigma} \simeq 1/(d/2)!$. If all components of \mathbf{k} are identical, then the supports coincide completely under group averaging, giving $\delta_{G,\Gamma,\sigma} \simeq 1$.

For illustration, consider the two-dimensional case shown in Fig. 3. If the compact support is located at $(0, 1)$ or $(1, 0)$, the symmetric action maps it to the other point, so the supports are disjoint and $\delta_{G,\Gamma,\sigma} \simeq 1/2$. If the compact support is located at $(0, 0)$ or $(1, 1)$, the symmetric action leaves it unchanged, so the supports coincide and $\delta_{G,\Gamma,\sigma} \simeq 1$.

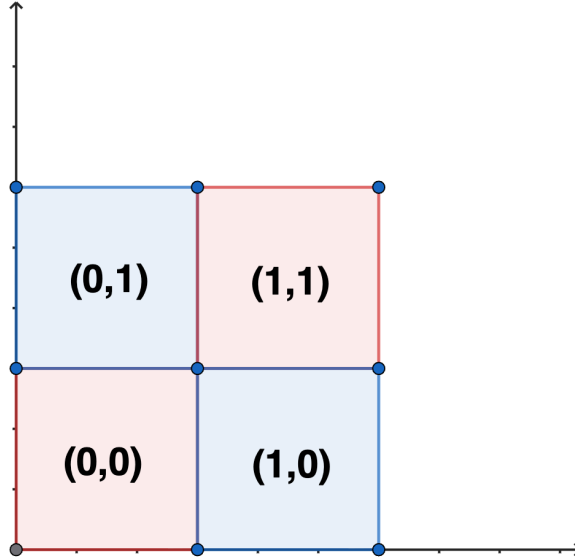


Figure 3: Two-dimensional domain $[0, 1]^2$ with compact support activations under S_2 .

In summary, if the distribution $\rho \in \Gamma$ places high probability on supports corresponding to \mathbf{k} with many distinct components, then $\delta_{G,\Gamma,\sigma}$ will be small. Conversely, if ρ favors

supports with repeated components, then $\delta_{G,\Gamma,\sigma}$ will be close to one. Many other cases can be analyzed, but here we provide two representative examples to illustrate when $\delta_{G,\Gamma,\sigma}$ is small and when it is close to one, depending on the group and the activation function.

This discussion can also be generalized to the setting of G -equivariant functions, such as antisymmetric functions. In that case, the range of possible values for $\delta_{G,\Gamma,\sigma}$ can be much broader, since even when compact sets intersect, sign changes may cancel certain positive contributions to the intersection, thereby altering the value of $\delta_{G,\Gamma,\sigma}$. A detailed analysis of this phenomenon for G -equivariant functions is beyond the scope of the present paper and will be left to future work.

Acknowledgments

This material is based upon work supported by the U.S. National Science Foundation under the award DMS-2502900 and by the Air Force Office of Scientific Research (AFOSR) under Grant No. FA9550-25-1-0079.

References

- [1] Universal approximation bounds for superpositions of a sigmoidal function. *IEEE Transactions on Information theory*, 39(3):930–945, 2002.
- [2] Nilin Abrahamsen and Lin Lin. Anti-symmetric barron functions and their approximation with sums of determinants. *Journal of Computational Physics*, page 114118, 2025.
- [3] Zeyuan Allen-Zhu, Yuanzhi Li, and Zhao Song. A convergence theory for deep learning via over-parameterization. In *International conference on machine learning*, pages 242–252. PMLR, 2019.
- [4] M. Anthony, P. Bartlett, et al. *Neural network learning: Theoretical foundations*, volume 9. cambridge university press Cambridge, 1999.
- [5] Sanjeev Arora, Simon S Du, Wei Hu, Zhiyuan Li, Russ R Salakhutdinov, and Ruosong Wang. On exact computation with an infinitely wide neural net. *Advances in neural information processing systems*, 32, 2019.
- [6] Christian Beck, Weinan E, and Arnulf Jentzen. Machine learning approximation algorithms for high-dimensional fully nonlinear partial differential equations and second-order backward stochastic differential equations. *Journal of Nonlinear Science*, 29(4):1563–1619, 2019.
- [7] Minshuo Chen, Haoming Jiang, Wenjing Liao, and Tuo Zhao. Efficient approximation of deep relu networks for functions on low dimensional manifolds. *Advances in neural information processing systems*, 32, 2019.

- [8] Zhengang Chen, Yuqing Li, Tao Luo, Zhangchen Zhou, and Zhi-Qin John Xu. Phase diagram of initial condensation for two-layer neural networks. *arXiv preprint arXiv:2303.06561*, 2023.
- [9] Ziang Chen, Jianfeng Lu, Yulong Lu, and Shengxuan Zhou. A regularity theory for static schrödinger equations on d in spectral barron spaces. *SIAM Journal on Mathematical Analysis*, 55(1):557–570, 2023.
- [10] Ziyu Chen, Markos Katsoulakis, Luc Rey-Bellet, and Wei Zhu. Sample complexity of probability divergences under group symmetry. In *International Conference on Machine Learning*, pages 4713–4734. PMLR, 2023.
- [11] Ziyu Chen, Markos A Katsoulakis, Luc Rey-Bellet, and Wei Zhu. Statistical guarantees of group-invariant gans. *SIAM/ASA Journal on Uncertainty Quantification*, 13(2):862–890, 2025.
- [12] Ziyu Chen, Markos A Katsoulakis, and Benjamin J Zhang. Equivariant score-based generative models provably learn distributions with symmetries efficiently. *arXiv preprint arXiv:2410.01244*, 2024.
- [13] Ziyu Chen and Wei Zhu. On the implicit bias of linear equivariant steerable networks. *Advances in Neural Information Processing Systems*, 36:6132–6155, 2023.
- [14] Simon S Du, Xiyu Zhai, Barnabas Poczos, and Aarti Singh. Gradient descent provably optimizes over-parameterized neural networks. *arXiv preprint arXiv:1810.02054*, 2018.
- [15] W. E, J. Han, and A. Jentzen. Deep learning-based numerical methods for high-dimensional parabolic partial differential equations and backward stochastic differential equations. *Communications in Mathematics and Statistics*, 5(4):349–380, 2017.
- [16] Bryn Elesedy. Provably strict generalisation benefit for invariance in kernel methods. *Advances in Neural Information Processing Systems*, 34:17273–17283, 2021.
- [17] Bryn Elesedy and Sheheryar Zaidi. Provably strict generalisation benefit for equivariant models. In *International conference on machine learning*, pages 2959–2969. PMLR, 2021.
- [18] Yuwei Fan, Lin Lin, Lexing Ying, and Leonardo Zepeda-Núñez. A multiscale neural network based on hierarchical matrices. *Multiscale Modeling & Simulation*, 17(4):1189–1213, 2019.
- [19] Ian Goodfellow, Yoshua Bengio, Aaron Courville, and Yoshua Bengio. *Deep learning*, volume 1. MIT press Cambridge, 2016.
- [20] Wenrui Hao, Rui Peng Li, Yuanzhe Xi, Tianshi Xu, and Yahong Yang. Multiscale neural networks for approximating green’s functions. *arXiv preprint arXiv:2410.18439*, 2024.
- [21] Wenrui Hao, Xinliang Liu, and Yahong Yang. Newton informed neural operator for solving nonlinear partial differential equations. *Advances in neural information processing systems*, 37:120832–120860, 2024.

- [22] Juncal He, Xinliang Liu, and Jinchao Xu. MgNO: Efficient parameterization of linear operators via multigrid. In *12th International Conference on Learning Representations, ICLR 2024*, 2024.
- [23] Kurt Hornik. Approximation capabilities of multilayer feedforward networks. *Neural networks*, 4(2):251–257, 1991.
- [24] Isaac E Lagaris, Aristidis Likas, and Dimitrios I Fotiadis. Artificial neural networks for solving ordinary and partial differential equations. *IEEE transactions on neural networks*, 9(5):987–1000, 1998.
- [25] Zhong Li, Chao Ma, and Lei Wu. Complexity measures for neural networks with general activation functions using path-based norms. *arXiv preprint arXiv:2009.06132*, 2020.
- [26] Yulei Liao and Pingbing Ming. Spectral barron space for deep neural network approximation. *SIAM Journal on Mathematics of Data Science*, 7(3):1053–1076, 2025.
- [27] Fanghui Liu, Leello Dadi, and Volkan Cevher. Learning with norm constrained, over-parameterized, two-layer neural networks. *Journal of Machine Learning Research*, 25(138):1–42, 2024.
- [28] Ziqi Liu, Wei Cai, and Zhi-Qin John Xu. Multi-scale deep neural network (mscalednn) for solving poisson-boltzmann equation in complex domains. *arXiv preprint arXiv:2007.11207*, 2020.
- [29] J. Lu, Y. Lu, and M. Wang. A priori generalization analysis of the Deep Ritz method for solving high dimensional elliptic partial differential equations. In *Conference on Learning Theory*, pages 3196–3241. PMLR, 2021.
- [30] L. Lu, P. Jin, G. Pang, Z. Zhang, and G. Karniadakis. Learning nonlinear operators via DeepONet based on the universal approximation theorem of operators. *Nature machine intelligence*, 3(3):218–229, 2021.
- [31] Shuai Lu and Peter Mathé. Interpolation and inverse problems in spectral barron spaces. *arXiv preprint arXiv:2502.03819*, 2025.
- [32] Chao Ma and Lei Wu. The barron space and the flow-induced function spaces for neural network models. *Constructive Approximation*, 55(1):369–406, 2022.
- [33] Chao Ma, Lei Wu, et al. A priori estimates of the population risk for two-layer neural networks. *Communications in Mathematical Sciences*, 17(5):1407–1425, 2019.
- [34] Andreas Maurer. A vector-contraction inequality for rademacher complexities. In *International Conference on Algorithmic Learning Theory*, pages 3–17. Springer, 2016.
- [35] Tomaso Poggio, Hrushikesh Mhaskar, Lorenzo Rosasco, Brando Miranda, and Qianli Liao. Why and when can deep-but not shallow-networks avoid the curse of dimensionality: a review. *International Journal of Automation and Computing*, 14(5):503–519, 2017.

- [36] M. Raissi, P. Perdikaris, and G. Karniadakis. Physics-informed neural networks: A deep learning framework for solving forward and inverse problems involving nonlinear partial differential equations. *Journal of Computational Physics*, 378:686–707, 2019.
- [37] S. Shalev-Shwartz and S. Ben-David. *Understanding machine learning: From theory to algorithms*. Cambridge university press, 2014.
- [38] Jonathan W Siegel and Jinchao Xu. Approximation rates for neural networks with general activation functions. *Neural Networks*, 128:313–321, 2020.
- [39] Jonathan W Siegel and Jinchao Xu. Sharp bounds on the approximation rates, metric entropy, and n-widths of shallow neural networks. *Foundations of Computational Mathematics*, 24(2):481–537, 2024.
- [40] Jure Sokolic, Raja Giryes, Guillermo Sapiro, and Miguel Rodrigues. Generalization Error of Invariant Classifiers. In Aarti Singh and Jerry Zhu, editors, *Proceedings of the 20th International Conference on Artificial Intelligence and Statistics*, volume 54 of *Proceedings of Machine Learning Research*, pages 1094–1103. PMLR, 20–22 Apr 2017.
- [41] Behrooz Tahmasebi and Stefanie Jegelka. Sample complexity bounds for estimating probability divergences under invariances. *arXiv preprint arXiv:2311.02868*, 2023.
- [42] Behrooz Tahmasebi and Stefanie Jegelka. Sample complexity bounds for estimating probability divergences under invariances. In *International Conference on Machine Learning*, pages 47396–47417. PMLR, 2024.
- [43] Xianliang Xu and Zhongyi Huang. Refined generalization analysis of the deep ritz method and physics-informed neural networks. *arXiv preprint arXiv:2401.12526*, 2024.
- [44] Y. Yang, H. Yang, and Y. Xiang. Nearly optimal VC-dimension and pseudo-dimension bounds for deep neural network derivatives. In *Thirty-seventh Conference on Neural Information Processing Systems*, 2023.
- [45] Yahong Yang, Qipin Chen, and Wenrui Hao. Homotopy relaxation training algorithms for infinite-width two-layer relu neural networks. *Journal of scientific computing*, 102(2):40, 2025.
- [46] Yahong Yang and Juncai He. Deep neural networks with general activations: Super-convergence in sobolev norms. *arXiv preprint arXiv:2508.05141*, 2025.
- [47] Yunfei Yang and Ding-Xuan Zhou. Nonparametric regression using over-parameterized shallow relu neural networks. *Journal of Machine Learning Research*, 25(165):1–35, 2024.
- [48] Dmitry Yarotsky. Error bounds for approximations with deep relu networks. *Neural networks*, 94:103–114, 2017.
- [49] Dmitry Yarotsky. Universal approximations of invariant maps by neural networks. *Constructive Approximation*, 55(1):407–474, 2022.

- [50] Ding-Xuan Zhou. Universality of deep convolutional neural networks. *Applied and computational harmonic analysis*, 48(2):787–794, 2020.