

# SPEC-RL: ACCELERATING ON-POLICY REINFORCEMENT LEARNING VIA SPECULATIVE ROLLOUTS

Bingshuai Liu<sup>1,\*</sup>, Ante Wang<sup>1,3,\*</sup>, Zijun Min<sup>1,\*</sup>, Liang Yao<sup>2</sup>, Haibo Zhang<sup>2</sup>,  
Yang Liu<sup>3</sup>, Anxiang Zeng<sup>2</sup>, Jinsong Su<sup>1†</sup>

<sup>1</sup> School of Informatics, Xiamen University, <sup>2</sup> LLM Team, Shopee Pte. Ltd.,

<sup>3</sup> Institute for AI Industry Research (AIR), Tsinghua University

{bsliu, wangante, minzijun}@stu.xmu.edu.cn, {leon.yao, peter.wu}@shopee.com,  
liuyang2011@tsinghua.edu.cn, zeng0118@ntu.edu.sg, jssu@xmu.edu.cn

## ABSTRACT

Large Language Models (LLMs) increasingly rely on reinforcement learning with verifiable rewards (RLVR) to elicit reliable chain-of-thought reasoning. However, the training process remains bottlenecked by the computationally expensive rollout stage. Existing acceleration methods—such as parallelization, objective- and data-driven modifications, and replay buffers—either incur diminishing returns, introduce bias, or overlook redundancy across iterations. We identify that rollouts from consecutive training epochs frequently share a large portion of overlapping segments, wasting computation. To address this, we propose **SPEC-RL**, a novel framework that integrates **SPEC**ulative decoding with the **RL** rollout process. SPEC-RL reuses prior trajectory segments as speculative prefixes and extends them via a draft-and-verify mechanism, avoiding redundant generation while ensuring policy consistency. Experiments on diverse math reasoning and generalization benchmarks, including GSM8K, MATH-500, OlympiadBench, MMLU-STEM, and others, demonstrate that SPEC-RL reduces rollout time by 2–3 $\times$  without compromising policy quality. As a purely rollout-stage enhancement, SPEC-RL integrates seamlessly with mainstream algorithms (e.g., PPO, GRPO, DAPO), offering a general and practical path to scale RLVR for large reasoning models. Our code is available at: <https://github.com/ShopeeLLM/Spec-RL>.

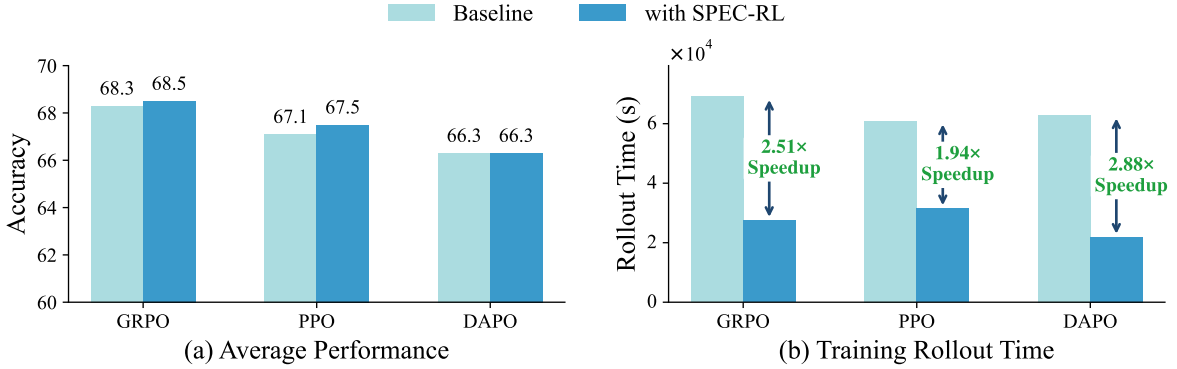


Figure 1: SPEC-RL achieves a 2–3 $\times$  reduction in rollout time while maintaining average performance on Qwen-3-8B-Base across different algorithms.

## 1 INTRODUCTION

Large Language Models (LLMs) have recently achieved substantial progress on challenging reasoning-intensive tasks, such as mathematical problem-solving (Lewkowycz et al., 2022b), program synthesis (Chen et al., 2021; Li et al., 2022), and multi-step agentic planning (Yao et al., 2023b;a). A key enabler of these advances is reinforcement learning with verifiable rewards (RLVR) (Lambert et al., 2024; Guo et al., 2025; Yue et al., 2025), which has emerged

\*Equal contribution. †Corresponding author: jssu@xmu.edu.cn.

as a widely adopted paradigm for incentivizing models to produce faithful and reliable chain-of-thought (CoT) reasoning (Wei et al., 2022). However, RLVR training pipelines remain constrained by the rollout stage, a fundamental efficiency bottleneck, despite its demonstrated efficacy (Zheng et al., 2025). During this stage, the model must generate large quantities of trajectories through interaction with the environment, a process that is computationally expensive and scales poorly with model size. As a result, the cost and latency of trajectory generation dominate overall training time, severely limiting the practicality of scaling RLVR to increasingly capable LLMs.

To mitigate rollout inefficiency, prior work has explored three directions. First, parallelized rollout generation increases throughput by producing many trajectories per iteration (Xu et al., 2025), but its benefits fade as computational and synchronization costs rise. Second, model-based accelerations reduce environment interaction through modified objectives (Brantley et al., 2025; Lin et al., 2025), data restructuring (Liu et al., 2025; Zhang et al., 2025b), or sample selection heuristics (Yu et al., 2025; Zheng et al., 2025), though these approaches often introduce bias and added complexity. Third, caching methods such as replay buffers reuse prior trajectories (Zhang et al., 2025a), thereby improving data utilization, but still require fresh on-policy rollouts and struggle when policies shift significantly.

In this paper, we identify a key opportunity through a preliminary study that measures the token overlap ratio between consecutive epochs, using ROUGE-1 (Lin, 2004), across different algorithms (GRPO, PPO, and DAPO). We find that the overlap is already substantial from the second epoch (around 0.5) and gradually increases as training progresses, stabilizing around 0.7 in later epochs (Figure 2). This indicates that a substantial portion of sampled trajectories is repeatedly regenerated across training rounds, reflecting a strong potential for reducing rollout cost. Such redundancy naturally arises due to incremental policy updates, with the current policy often behaving similarly to the previous one. Moreover, in environments with fixed initial states or tasks (e.g., repeated prompts in an LLM reasoning task), the early parts of trajectories tend to overlap across iterations. As a result, significant computation is wasted regenerating these overlapping segments. This motivates the central question of our work: *can such redundancy be systematically exploited to accelerate rollouts?*

We answer this question by proposing **SPEC-RL**, a novel framework that integrates **SPEC**ulative decoding with the **RL** rollout process. Rather than regenerating full trajectories from scratch, SPEC-RL treats old rollouts from the previous epoch as implicit drafts: following the speculative decoding paradigm, old rollout tokens are verified under the current policy to form a verified prefix. When the first rejection position is reached, the current policy continues generation from that point onward, as illustrated in Figure 3. This approach is directly analogous to draft-and-verify methods in text generation, where a draft sequence is proposed and then validated in parallel by the target model (Leviathan et al., 2023). By incorporating the same mechanism into RL rollouts, SPEC-RL leverages cached rollouts to skip redundant computation while ensuring that the final outputs remain faithful to the current policy. The verified prefix is quickly extended by the latest policy, ensuring that the final trajectory remains consistent with the current policy’s behavior.

Our experiments demonstrate that SPEC-RL substantially improves training efficiency across diverse tasks and model scales. Concretely, SPEC-RL consistently reduces rollout generation time by 2–3 $\times$  on average, while maintaining or even improving final policy performance across a wide range of math reasoning benchmarks (GSM8K (Cobbe et al., 2021), MATH-500 (Hendrycks et al., 2021), Minerva Math (Lewkowycz et al., 2022a), OlympiadBench (He et al., 2024), AMC 2023 (Art of Problem Solving, 2024)) and out-of-distribution benchmarks (MMLU-STEM (Hendrycks et al., 2020), IFEval (Zhou et al., 2023)). Importantly, SPEC-RL is designed as a modular enhancement to the data collection phase, making it readily applicable to a wide range of mainstream RLVR algorithms, such as GRPO, DAPO, and PPO.

In summary, our key contributions are as follows:

- **Identification of Rollout Redundancy:** We identify a common inefficiency in RLVR, where overlapping trajectory segments are repeatedly generated, and show that exploiting this redundancy can accelerate the rollout stage.

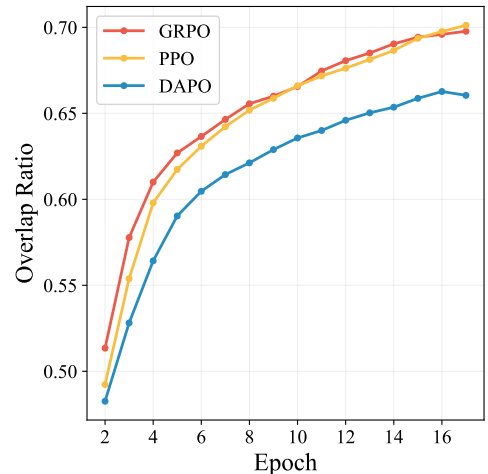
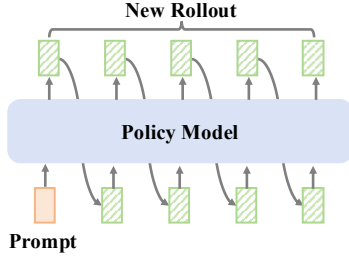


Figure 2: Token overlap ratio per epoch under GRPO, PPO, and DAPO. We compute the ratio using ROUGE-1, comparing rollout response tokens from each epoch against those from the previous consecutive epoch.

## Vanilla RLVR



## SPEC-RL

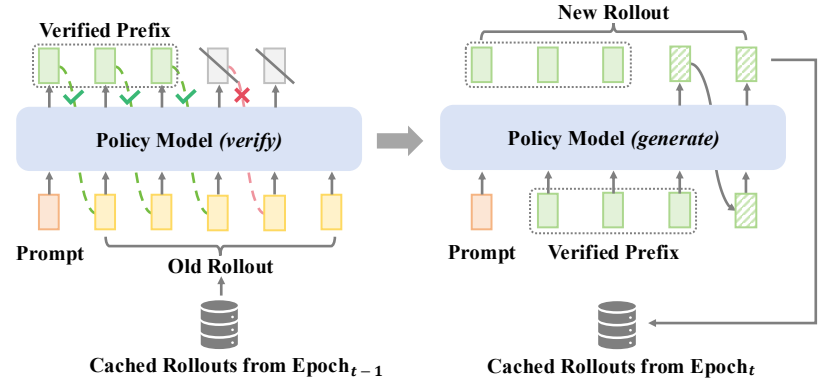


Figure 3: Comparison of the rollout process in Vanilla RLVR and SPEC-RL. Vanilla RLVR regenerates full responses at each epoch. In SPEC-RL, at each epoch  $t = 1, \dots, T$ , cached rollouts from the previous epoch are verified in parallel to retain verified prefixes, the remaining tokens are discarded, and generation resumes from the rejection position before assembling the final response.

- **SPEC-RL Framework:** To the best of our knowledge, SPEC-RL is the first framework to integrate speculative decoding into RL rollouts, treating previous-epoch trajectories as implicit drafts and selecting verified prefixes to reduce sampling overhead.
- **Efficiency Gains:** We demonstrate that SPEC-RL integrates seamlessly with mainstream RL algorithms and significantly reduces rollout time while maintaining or improving policy performance.

## 2 PRELIMINARIES

### 2.1 ON-POLICY REINFORCEMENT LEARNING

Reinforcement learning with verifiable rewards (RLVR) formulates the answer generation of an LLM as a conditional sampling policy. Given a dataset of reasoning pairs  $(\mathbf{x}, \mathbf{y}^*) \sim \mathcal{D}$ , where  $\mathbf{x}$  is a prompt and  $\mathbf{y}^*$  is the ground-truth answer, the policy  $\pi_\theta(\cdot | \mathbf{x})$  generates a candidate response  $\mathbf{y}$ . A reward function  $R(\mathbf{y}, \mathbf{y}^*)$  evaluates whether the generated response  $\mathbf{y}$  matches the ground-truth answer  $\mathbf{y}^*$ . Training relies on on-policy rollouts, where samples are drawn from the current policy at every iteration. This ensures that training data remain consistent with the current policy distribution, avoiding the distribution mismatch issues common in off-policy methods and yielding more stable learning. However, the downside is that new trajectories must be regenerated at each update, and the cost of producing long sequences makes rollout the dominant efficiency bottleneck in RLVR. The objective of on-policy RL is simply to maximize the expected reward of the generated responses:

$$J(\theta) = \mathbb{E}_{(\mathbf{x}, \mathbf{y}^*) \sim \mathcal{D}, \mathbf{y} \sim \pi_\theta(\cdot | \mathbf{x})} [R(\mathbf{y}, \mathbf{y}^*)]. \quad (1)$$

In this work, we keep the RL objective and policy update unchanged and focus on improving the efficiency of the rollout stage.

### 2.2 SPECULATIVE DECODING

Speculative decoding follows a draft-and-verify paradigm: an efficient draft model  $p$  (e.g., a smaller LM) first drafts multiple future tokens, and the target model  $q$  verifies them in parallel. A drafted token  $z_i \sim p(\cdot | \mathbf{x}, \mathbf{z}_{<i})$  is accepted with

$$\alpha(z_i | \mathbf{x}, \mathbf{z}_{<i}) = \min \left\{ 1, \frac{q(z_i | \mathbf{x}, \mathbf{z}_{<i})}{p(z_i | \mathbf{x}, \mathbf{z}_{<i})} \right\}, \quad (2)$$

which guarantees that the resulting procedure samples exactly from the target distribution and thus preserves fidelity to the target model  $q$ . It accelerates generation by reducing the number of expensive target computations. The actual speedup is mainly determined by the acceptance rate and the cost gap between the draft and target model.

### 3 METHOD

The goal of SPEC-RL is to accelerate RL rollouts by avoiding redundant regeneration. Instead of sampling complete trajectories from scratch at every step, we leverage cached rollouts from the previous epoch and reuse as much of them as possible, only generating the minimal continuation that is inconsistent with the current policy (Figure 3). This reduces the number of decoded tokens and directly cuts rollout latency. The detailed procedure is described in Algorithm 1.

#### 3.1 SPECULATIVE DECODING OVER CACHED ROLLOUTS WITH LENIENCE

At the core of SPEC-RL is adapting speculative decoding to the RL setting by treating cached rollouts as draft sequences. For a prompt  $\mathbf{x}$ , let  $\mathbf{y}^{old} = \{y_i^{old}\}$  denote the cached rollout produced when this prompt was last seen in training. Instead of generating from scratch, we verify each cached token under the current policy and decide whether it can be reused. Formally, following the standard draft-and-verify formulation in Equation 2, we replace the draft distribution  $p$  with the previous policy  $\pi_{old}$  and the target distribution  $q$  with the current policy  $\pi_t$  at epoch  $t$ , yielding the acceptance rule

$$\alpha_i = \min\left(1, \frac{\pi_t(y_i^{old} \mid \mathbf{x}, \mathbf{y}_{<i}^{old})}{\pi_{old}(y_i^{old} \mid \mathbf{x}, \mathbf{y}_{<i}^{old})}\right). \quad (3)$$

While the vanilla rule ensures exact consistency with the current policy, it can be overly strict in practice, limiting the amount of reuse. To further improve reuse, we introduce a lenience parameter  $\ell$  following prior work on speculative decoding (Chen et al., 2024). Lenience relaxes the acceptance condition, effectively shifting the decision boundary and permitting more tokens to be reused. Formally, the acceptance rule becomes

$$\tilde{\alpha}_i = \min\left(1, \ell \cdot \frac{\pi_t(y_i^{old} \mid \mathbf{x}, \mathbf{y}_{<i}^{old})}{\pi_{old}(y_i^{old} \mid \mathbf{x}, \mathbf{y}_{<i}^{old})}\right). \quad (4)$$

Each cached token is accepted if  $u \sim \mathcal{U}(0, 1)$  satisfies  $u \leq \tilde{\alpha}_i$ , and rejected otherwise. When  $\ell = 1$ , this reduces to the vanilla speculative rule;  $\ell > 1$  increases acceptance and yields longer reused prefixes;  $\ell \rightarrow \infty$  corresponds to full reuse; and  $\ell \rightarrow 0$  recovers standard RLVR without reuse. This simple knob provides a flexible way to balance rollout efficiency and exploration.

After applying the acceptance rule, the procedure identifies the first rejection position  $n$ . All tokens before this rejection position are retained as the verified prefix  $\mathbf{y}_{<n}^{old}$ , while the remaining suffix is discarded. The current policy  $\pi_t$  then resumes generation from this point onward, producing a new suffix  $\mathbf{y}_{\geq n}^{new}$ . Finally, the verified prefix and the regenerated suffix are concatenated to form the new rollout  $\mathbf{y}^{new}$ . This end-to-end process—verification, generation, and assembly—is summarized in Algorithm 1.

#### 3.2 IMPLEMENTING SPEC-RL IN RLVR TRAINING

To enable practical use in RLVR pipelines, SPEC-RL introduces a lightweight cache module that stores rollouts from the previous epoch and continuously refreshes them as training proceeds. When the same prompt reappears, its cached

---

##### Algorithm 1: SPEC-RL

---

- Input:** Current policy  $\pi_t$ ; Prompt  $\mathbf{x}$ ; old response  $\mathbf{y}^{old} = \{y_i^{old}\}$  with probability  $p^{old}$ ; lenience  $\ell \geq 1$ .
- 1 Compute probability *in parallel*  $p_i^{new} \leftarrow \pi_t(y_i^{old} \mid \mathbf{x}, \mathbf{y}_{<i}^{old})$ ,  $i = 1, \dots, |\mathbf{y}^{old}|$ ;
  - 2 Compute acceptance probability  $\tilde{\alpha} = \min(1, \ell \cdot \frac{p^{new}}{p^{old}})$ ;
  - 3 Initialize rejection position  $n \leftarrow |\mathbf{y}^{old}| + 1$ ;
  - 4 **for**  $i = 1$  **to**  $|\mathbf{y}^{old}|$  **do**
  - 5     Sample  $u \sim \mathcal{U}(0, 1)$ ;
  - 6     **if**  $u > \tilde{\alpha}_i$  **then**
  - 7         Assign rejection position  $n \leftarrow i$ ;
  - 8         **break**;
  - 9 Generate response  $\mathbf{y}_{\geq n}^{new} \leftarrow \pi_t(\cdot \mid \mathbf{x}, \mathbf{y}_{<n}^{old})$ ;
  - 10 Assemble response  $\mathbf{y}^{new} \leftarrow \{\mathbf{y}_{<n}^{old}, \mathbf{y}_{\geq n}^{new}\}$ ;
  - 11 **return**  $\mathbf{y}^{new}$
-

response is retrieved and verified under the current policy. Verified prefixes are reused directly, while rejected suffixes are scheduled for continuation. This reuse–continue mechanism is implemented in Algorithm 1, which shows how verified prefixes and regenerated suffixes are combined into the final response. For efficient batching, all requests are packed into a single call to the rollout engine. Verified prefixes and prompts are aligned through left padding, so that different requests can be processed in parallel without fragmentation. This design ensures that SPEC-RL operates as a drop-in module: it modifies only the rollout stage, requires no change to reward computation or policy updates, and is compatible with mainstream algorithms such as GRPO, PPO, and DAPO.

### 3.3 DISCUSSION

To further understand SPEC-RL, we discuss its connections and differences with both standard speculative decoding and existing RLVR training. This comparison helps situate the method more clearly and highlight its key contributions.

**Relation to speculative decoding.** SPEC-RL follows the draft–and–verify paradigm of speculative decoding, but in a simplified, single-round form. Vanilla speculative decoding typically requires a separate draft model, loading extra parameters, scheduling overhead, and multiple verification rounds. In contrast, SPEC-RL reuses the previous policy as the draft, with cached rollouts available “for free”. The current policy  $\pi_t$  performs only one parallel verification pass; after the first rejection, the suffix is generated directly. This eliminates the need for auxiliary models while preserving the fidelity guarantees of speculative decoding.

**Relation to vanilla RLVR.** Compared to standard RLVR, SPEC-RL modifies only the rollout stage. In vanilla training, every epoch regenerates full trajectories from scratch, even though large portions of tokens are already shared between consecutive epochs, as shown in Figure 2. SPEC-RL exploits this redundancy by verifying cached rollouts, reusing the accepted prefix, and regenerating only the suffix. Fully accepted responses can be reused without any generation, directly reducing rollout cost while ensuring consistency with the current policy.

**Why lenience matters.** RLVR training proceeds through incremental updates, so adjacent policies remain closely aligned. This makes lenience a natural fit: with moderate  $\ell$  values, one can reuse tokens that are close to the current policy distribution without deviating significantly. Moreover, since the draft model corresponds to the model from the previous epoch, it remains naturally close to the current policy, thereby ensuring that cached rollouts are still informative. Such relaxation preserves learning signals while substantially reducing rollout cost, as parallel verification over cached rollouts is far cheaper than regenerating entire trajectories.

## 4 EXPERIMENTS

### 4.1 EXPERIMENT SETUP

We train our models using the verl (Sheng et al., 2025) framework with vLLM (Kwon et al., 2023) as the rollout engine, on data sampled from DeepMath (6,144 examples, denoted as DeepMath-6K) (He et al., 2025) and SimpleRL (8,192 examples, denoted as SimpleRL-8K) (Zeng et al., 2025). All experiments use a prompt batch size of 1,024 and a maximum response length of 4,096 tokens, conducted on a single node with  $8 \times$  NVIDIA H100 GPUs. Rollout is performed at a temperature of 1.0. The actor learning rate is fixed at  $5 \times 10^{-7}$ , and for PPO we set the critic learning rate to  $1 \times 10^{-5}$ .

**Benchmarks and metrics.** We evaluate rollout efficiency and accuracy on a broad suite of benchmarks. **Rollout efficiency** is reported as the number of generated tokens and the relative speedup (baseline time divided by method time). **Math reasoning benchmarks** include AMC 2023 (Art of Problem Solving, 2024), GSM8K (Cobbe et al., 2021), MATH-500 (Hendrycks et al., 2021), Minerva Math (Lewkowycz et al., 2022a), and OlympiadBench (He et al., 2024). **Out-of-distribution (OOD) benchmarks** include MMLU-STEM (Hendrycks et al., 2020) and IFEval (Zhou et al., 2023), which evaluate the generalization capability of the model. Full hyperparameter and evaluation details are provided in Appendices A.1 and A.2.

### 4.2 MAIN PERFORMANCE

**Overall performance on various models and algorithms.** To verify the effectiveness of SPEC-RL, we evaluate it across multiple model families (Qwen, LLaMA) and reinforcement learning algorithms (GRPO, PPO, DAPO), with results summarized in Table 1. Across nine model–algorithm combinations, SPEC-RL achieves an average

speedup of  $2.31\times$ , with generated tokens reduced by 66%. The strongest case is Qwen-3-8B-Base with DAPO, where rollout tokens drop from 1,052.2M to 326.2M ( $2.88\times$ ), while the average accuracy remains unchanged at 66.3. The smallest gain is observed with Qwen-3-8B-Base under PPO, yet it still achieves a  $1.94\times$  speedup with stable accuracy. Overall, the rollout time savings align directly with the reduction in generated tokens, confirming that token-level savings are the main source of efficiency gains. On math reasoning benchmarks, most scores remain stable, with larger models showing consistently robust performance, while smaller models exhibit minor fluctuations (e.g., AMC23 or MATH500). On OOD benchmarks, MMLU-STEM stays essentially unchanged, while IFEval improves notably, most prominently on Qwen-3-8B-Base with GRPO, where the score rises from 41.2 to 47.7 (+6.5). These results indicate that SPEC-RL achieves substantial rollout acceleration without sacrificing reasoning accuracy, and in several cases even enhances out-of-distribution generalization. For completeness, the intermediate training results of each experiment is provided in Appendix A.3. To further demonstrate end-to-end acceleration, we also report detailed wall-clock breakdowns comparing vanilla algorithms and their SPEC-RL variants across all models and algorithms in Appendix A.4. We further validate the generality of SPEC-RL by comparing GRPO and SPEC-RL on datasets including DeepMath-6K and SimpleRL-8K, and by analyzing the impact of training set size on acceleration, with detailed results reported in Appendix A.5 and Appendix A.6.

Table 1: Overall results across models (Qwen, LLaMA) and algorithms (GRPO, PPO, DAPO) on DeepMath-6K. For each model size and family, we report the performance of its base model, the results of different RL algorithms, and the corresponding rollout efficiency and accuracy when equipped with SPEC-RL.

Algorithm	Rollout Efficiency		Math Reasoning					OOD		AVG
	Tokens (M)	Speedup	AMC23	GSM8K	MATH 500	Minerva Math	Olympiad Bench	MMLU STEM	IFEval	
Qwen-3-1.7B-Base										
Base Model	-	-	22.5	59.1	45.0	12.5	16.7	39.3	17.9	30.4
GRPO	554.8	1.00×	42.5	82.6	64.4	26.5	25.5	60.7	24.4	46.7
↪ + SPEC-RL	182.7	2.29×	37.5	84.4	68.0	29.4	29.3	58.3	28.8	48.0
PPO	565.1	1.00×	35.0	82.0	63.0	26.8	25.3	59.4	25.5	45.3
↪ + SPEC-RL	230.8	1.94×	35.0	82.0	64.8	25.4	25.9	58.6	25.9	45.4
DAPO	543.1	1.00×	30.0	79.6	60.8	24.6	23.0	52.2	24.8	42.1
↪ + SPEC-RL	171.6	2.17×	22.5	80.1	60.0	25.7	25.5	53.5	27.0	42.0
Qwen-3-8B-Base										
Base Model	-	-	40.0	83.0	67.4	27.2	34.1	60.4	29.9	48.9
GRPO	1033.1	1.00×	75.0	94.1	86.4	43.8	53.0	84.6	41.2	68.3
↪ + SPEC-RL	336.6	2.51×	70.0	94.5	87.8	44.1	51.0	84.5	47.7	68.5
PPO	984.0	1.00×	70.0	94.2	85.8	43.0	51.6	83.8	41.6	67.1
↪ + SPEC-RL	400.1	1.94×	75.0	92.9	85.2	43.4	50.8	84.4	41.0	67.5
DAPO	1052.2	1.00×	75.0	93.3	84.8	40.1	48.6	82.4	39.6	66.3
↪ + SPEC-RL	326.2	2.88×	65.0	93.8	84.4	43.8	50.4	82.2	44.4	66.3
LLaMA-3.2-1B-Instruct										
Base Model	-	-	0.0	26.7	14.2	4.0	2.8	32.6	37.0	16.8
GRPO	553.9	1.00×	5.0	28.1	19.2	3.3	4.9	33.1	37.0	18.7
↪ + SPEC-RL	162.5	2.60×	7.5	28.7	19.4	1.8	5.0	34.5	37.2	19.2
PPO	521.5	1.00×	10.0	31.6	20.8	4.0	6.4	34.3	42.7	21.4
↪ + SPEC-RL	210.6	2.01×	10.0	32.4	20.2	5.5	5.0	35.3	40.7	21.3
DAPO	482.6	1.00×	7.5	29.6	19.2	4.0	5.5	33.0	38.6	19.6
↪ + SPEC-RL	123.1	2.48×	10.0	34.9	20.2	4.0	5.5	35.5	38.4	21.2

Table 2: Comparison between SPEC-RL and a random reuse baseline on GRPO. In the random reuse setting, the rejection position for each sequence is drawn uniformly at random, resulting in roughly half of the tokens being reused on average.

Algorithm	Rollout Efficiency		Math Reasoning					OOD		AVG
	Tokens (M)	Speedup	AMC23	GSM8K	MATH 500	Minerva Math	Olympiad Bench	MMLU STEM	IFEval	
GRPO	554.8	1.00×	<b>42.5</b>	82.6	64.4	26.5	25.5	<b>60.7</b>	24.4	46.7
↔ + Random Reuse	304.5	<b>2.35×</b>	37.5	80.0	60.4	21.7	25.3	53.1	24.0	43.1
↔ + SPEC-RL	<b>182.7</b>	<b>2.29×</b>	37.5	<b>84.4</b>	<b>68.0</b>	<b>29.4</b>	<b>29.3</b>	58.3	<b>28.8</b>	<b>48.0</b>

Table 3: Ablation on lenience parameter  $\ell$  on the DeepMath-6K. Here  $\ell = 1$  corresponds to vanilla speculative decoding, while  $\ell = \infty$  corresponds to full reuse.

Algorithm	Rollout Efficiency		Math Reasoning					OOD		AVG
	Tokens (M)	Speedup	AMC23	GSM8K	MATH 500	Minerva Math	Olympiad Bench	MMLU STEM	IFEval	
GRPO	554.8	1.00×	<b>42.5</b>	82.6	64.4	26.5	25.5	60.7	24.4	46.7
↪ + SPEC-RL $\ell = 1$	419.1	1.22×	40.0	81.8	63.8	28.7	26.5	59.6	25.9	46.6
↪ + SPEC-RL $\ell = e^{0.2}$	246.7	1.86×	37.5	83.3	66.4	<b>29.8</b>	<b>29.6</b>	58.5	25.9	47.3
↪ + SPEC-RL $\ell = e^{0.5}$	182.7	2.29×	37.5	<b>84.4</b>	<b>68.0</b>	29.4	29.3	58.3	28.8	<b>48.0</b>
↪ + SPEC-RL $\ell = e^{0.8}$	144.8	2.64×	37.5	83.5	63.6	27.2	25.0	<b>61.7</b>	26.2	46.4
↪ + SPEC-RL $\ell = e^{1.0}$	123.0	2.91×	37.5	83.9	62.4	25.7	24.9	54.8	28.3	45.4
↪ + SPEC-RL $\ell = e^{2.0}$	114.4	3.05×	30.0	80.4	55.0	21.0	21.9	53.5	<b>29.0</b>	41.5
↪ + SPEC-RL $\ell = \infty$	<b>40.0</b>	<b>14.86×</b>	32.5	78.1	60.4	19.9	23.7	44.1	22.0	40.1

**Comparison with random reuse strategy.** We further compare SPEC-RL with a random reuse baseline, where rejection positions are sampled uniformly at random, leading to roughly half of the tokens being reused on average. As shown in Table 2, random reuse reduces rollout cost (304.5M vs. 554.8M tokens) and improves efficiency (2.35× speedup), but causes a substantial drop in accuracy (43.1 vs. 46.7). In particular, it degrades performance on high-stakes benchmarks such as MATH-500 (60.4 vs. 64.4) and Minerva Math (21.7 vs. 26.5). By contrast, SPEC-RL achieves comparable or better efficiency gains (182.7M tokens, 2.29× speedup) while preserving accuracy. This contrast highlights that naive reuse introduces harmful noise, whereas SPEC-RL leverages speculative verification to retain policy fidelity while accelerating training. The detailed intermediate training results of random reuse are reported in Appendix A.7

### 4.3 ABLATION STUDY

We conduct ablation experiments on Qwen-3-1.7B-Base with GRPO using the DeepMath-6K dataset with a batch size of 1,024. Under this setting, one epoch corresponds to 6 steps, and the results are summarized in Table 3 and Figures 4, 5, and 6.

**Impact of lenience  $\ell$ .** As shown in Table 3, increasing  $\ell$  consistently improves rollout efficiency: starting from vanilla speculative decoding at  $\ell = 1$  with a speedup of only 1.22×, the acceleration rises steadily and reaches 14.86× when  $\ell \rightarrow \infty$ . Accuracy, however, does not follow the same trend—performance peaks at  $\ell = e^{0.5}$  with 48.0, but declines when reuse becomes overly aggressive, dropping to 40.1 at  $\ell \rightarrow \infty$ . Overall, moderate lenience values strike

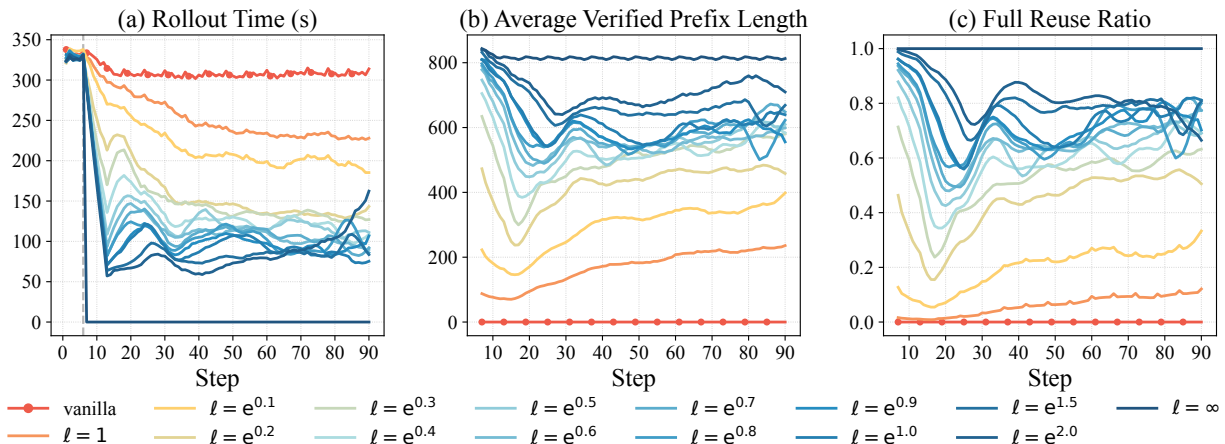


Figure 4: Training dynamics of SPEC-RL under different  $\ell$ . (a) Rollout time per training step decreases as  $\ell$  increases, where the dashed line indicates the step at which speculative decoding begins. (b) Average verified prefix length grows both with larger  $\ell$  and across training steps, reflecting stronger policy alignment. (c) Full reuse ratio—the fraction of samples fully reusing cached rollouts—also rises, complementing prefix length and jointly explaining the observed efficiency gains.



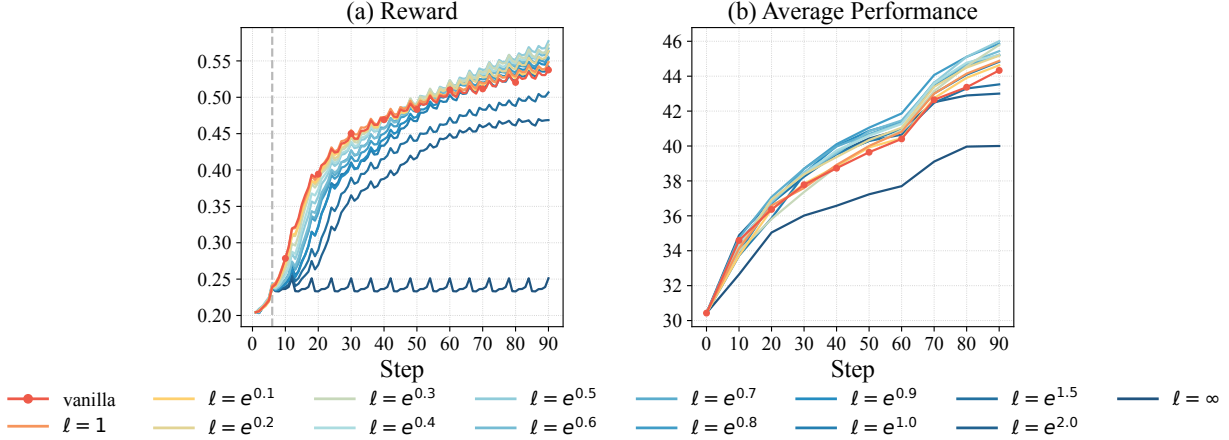


Figure 5: Effect of lenience  $\ell$  on learning outcomes. (a) Reward trajectories show that moderate  $\ell$  maintains stability and eventually surpasses vanilla GRPO, while overly large  $\ell$  slows progress. (b) Average performance follows the same trend: moderate  $\ell$  preserves accuracy, whereas aggressive reuse ( $\ell \geq e^{1.0}$ ) degrades both reward and final performance.

the best balance, yielding 2–3 $\times$  rollout speedups while preserving or slightly improving accuracy, whereas extreme reuse sacrifices performance despite dramatic acceleration. The detailed intermediate results throughout training are provided in Appendix A.8.

**Acceleration is jointly driven by lenience and policy alignment.** In our setting, cached responses become reusable from the second epoch (e.g., step 7), at which point rollout time shows the first sharp drop (Figure. 4 (a)). Before the first epoch, since there is no old policy, SPEC-RL is not yet effective, and all rollout-time curves almost completely overlap. Once the second epoch begins (the vertical dashed line in the figure), the curves with SPEC-RL diverge rapidly, and rollout time is significantly reduced. Viewed from two dimensions, the results show clear patterns. Along the lenience axis, vanilla GRPO stabilizes at roughly 300s per step, while even the default speculative decoding ( $\ell = 1$ ) reduces this to just above 200s. As  $\ell$  increases, rollout time decreases further: for example, at  $\ell = e^{0.2}$ , the later rollout time is already less than half of the vanilla baseline (about 150s), and with larger  $\ell$  the reduction is even more pronounced (Figure. 4 (a)). At the same time, both the average accepted prefix length and the skip ratio rise as  $\ell$  increases (Figure. 4 (b,c)). Along the training-time axis, the average accepted prefix length is initially high, then drops to a valley around steps 10–20 due to large early policy shifts, and subsequently rises again as the policy gradually aligns (Figure. 4 (b)). Meanwhile, the skip ratio steadily increases throughout training (Figure. 4 (c)). These findings indicate that reuse efficiency in SPEC-RL is governed both by the lenience parameter and by the policy alignment that emerges over training, resulting in compounding efficiency gains.

**Excessive reuse stresses optimization.** When  $\ell \rightarrow \infty$ , reuse becomes complete and every cached response is fully reused from the second epoch onward. As shown in Figure 6 (a–c), entropy, KL loss, and the gradient clipping ratio all rise dramatically compared with vanilla GRPO and settings with  $\ell \leq e^{2.0}$ , quickly shooting beyond the plotting range, indicating severe instability. Because exploration collapses under complete reuse, the outputs of all subsequent epochs become identical, and the training reward exhibits a clear cyclic fluctuation with the period of one epoch (6 steps in our setup), as illustrated in Figure 5 (a). These unstable dynamics further translate into a sharp degradation of downstream accuracy: the average math performance drops markedly (Figure 5 (b) and Table 3). Overall, extreme acceleration from complete reuse comes at the cost of exploration collapse and unstable optimization dynamics.

**Moderate reuse preserves healthy learning signals.** In contrast to the instability observed at extreme reuse, moderate lenience values (around  $\ell = e^{0.5}$ ) maintain well-behaved optimization dynamics. As shown in Figure 6 (a–c), entropy and KL loss remain close to those of vanilla GRPO, and clipping is not abnormally triggered. Meanwhile, reward trajectories under moderate  $\ell$  maintain stability and eventually surpass the baseline (Figure 5 (a)), while average math performance is preserved or slightly improved (Figure 5 (b)), consistent with the peak average score of 48.0 reported in Table 3. These results demonstrate that moderate lenience values enable 2–3 $\times$  acceleration without sacrificing reward signals or downstream reasoning accuracy. Case studies in Appendix B further show how SPEC-



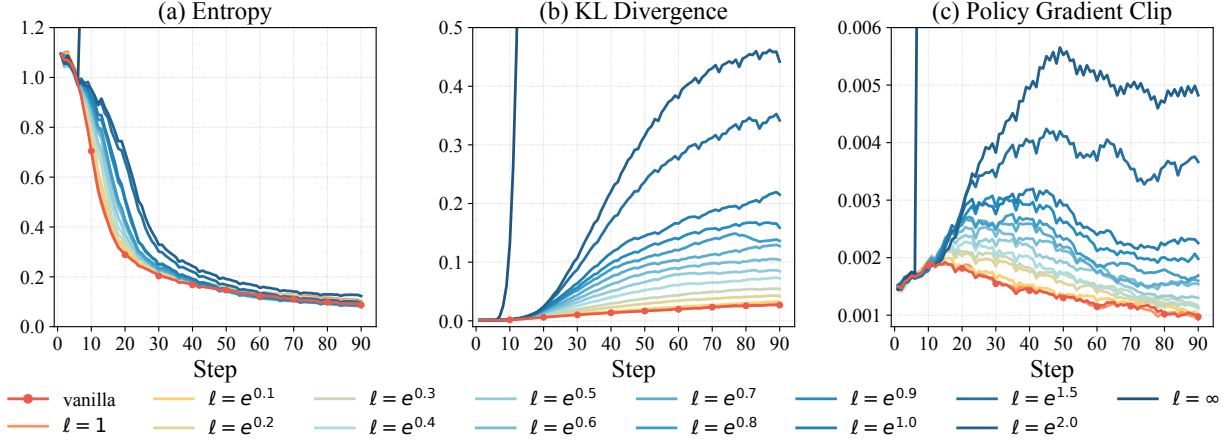


Figure 6: Training dynamics of SPEC-RL under different  $\ell$ . (a) Entropy decreases more rapidly with larger  $\ell$ . (b) KL Divergence gradually rises with more steps, especially under larger  $\ell$ . (c) Policy Gradient Clip ratio first increases and then stabilizes, with higher  $\ell$  leading to larger values.

RL reuses verified prefixes while keeping the reasoning chain intact, illustrating why moderate reuse achieves the best trade-off.

## 5 RELATED WORK

**Efficiency in RLVR.** Recent studies have explored several strategies to improve RLVR efficiency. One direction parallelizes rollout generation to increase throughput (Xu et al., 2025), but its gains are constrained by computation and synchronization overhead. Another line modifies optimization objectives or imposes additional constraints (Brantley et al., 2025; Lin et al., 2025). Data-centric approaches restructure batches through grouping or sorting to raise the proportion of informative samples (Liu et al., 2025; Zhang et al., 2025b). Heuristic and system-level designs further reduce wasted rollouts and stabilize updates (Yu et al., 2025; Zheng et al., 2025). Replay-based methods cache past trajectories for reuse (Zhang et al., 2025a), improving data efficiency but often failing when the current policy diverges, leaving old trajectories partially obsolete. Overall, these methods operate mainly at the sequence level, either reducing the number of trajectories or stabilizing optimization, but they do not lessen the number of tokens generated per trajectory—the key driver of rollout latency. In contrast, our method improves efficiency at the token level by reusing verified prefixes while leaving RLVR objectives and update rules unchanged.

**Speculative decoding.** Speculative decoding has become a widely studied technique for accelerating the generation process. Leviathan et al. (2023) first proposed using a lightweight draft model to propose tokens, which are then verified by a stronger target model. Subsequent works extended this principle in several directions. Medusa (Cai et al., 2024) attaches multiple proposal heads to increase parallelism, while Cascade Speculative Drafting (Chen et al., 2024) chains multiple draft–target stages for additional speedups. Other variants study accepting multiple tokens at once (Qin et al., 2024) or verifying blocks of tokens instead of single steps (Sun et al., 2024). These methods, however, are designed for inference and typically require extra draft models or added heads. In contrast, we adapt speculative decoding to RLVR training by reusing outputs from the prior policy as drafts and verifying them under the current policy, enabling prefix reuse during rollout without additional models and remaining compatible with high-throughput rollout engines.

## 6 CONCLUSION

We address the rollout bottleneck in reinforcement learning with verifiable rewards (RLVR) by introducing SPEC-RL, which integrates speculative decoding into the rollout stage. Rather than regenerating trajectories from scratch, SPEC-RL treats previous-epoch rollouts as implicit drafts: tokens are verified under the current policy to form a verified prefix, then generation resumes from the first rejection position. A lenience parameter  $\ell$  modulates the acceptance rule, trading off reuse and exploration.

Extensive experiments across Qwen and LLaMA model families and three major RL algorithms (GRPO, PPO, and DAPO) show that SPEC-RL consistently reduces rollout time by  $2\text{--}3\times$ , cutting millions of generated tokens while maintaining, and in some cases improving, math reasoning accuracy and OOD generalization. These results establish SPEC-RL as a practical, model- and algorithm-agnostic technique for accelerating RLVR, and demonstrate that rollout redundancy can be systematically exploited without altering the RL objective, reward function, or update rule.

Limitations include reliance on cached responses and reduced exploration under aggressive lenience, which can degrade accuracy. Future directions include developing adaptive schedules of  $\ell$  that adjust reuse strength during training, as well as extending speculative decoding to richer RLVR settings such as multi-turn interaction, larger-scale training, and integration with advanced data curricula. Overall, SPEC-RL provides a simple yet general path toward faster, lower-cost RLVR training for large reasoning models, making the paradigm more practical to scale.

## REFERENCES

- Art of Problem Solving. Amc problems and solutions. [https://artofproblemsolving.com/wiki/index.php?title=AMC\\_Problems\\_and\\_Solutions](https://artofproblemsolving.com/wiki/index.php?title=AMC_Problems_and_Solutions), 2024. Accessed: 2025-04-20.
- Kianté Brantley, Mingyu Chen, Zhaolin Gao, Jason D. Lee, Wen Sun, Wenhao Zhan, and Xuezhou Zhang. Accelerating rl for llm reasoning with optimal advantage regression, 2025. URL <https://arxiv.org/abs/2505.20686>.
- Tianle Cai, Yuhong Li, Zhengyang Geng, Hongwu Peng, Jason D. Lee, Deming Chen, and Tri Dao. Medusa: Simple llm inference acceleration framework with multiple decoding heads, 2024. URL <https://arxiv.org/abs/2401.10774>.
- Mark Chen, Jerry Tworek, Heewoo Jun, Qiming Yuan, Henrique Ponde De Oliveira Pinto, Jared Kaplan, Harri Edwards, Yuri Burda, Nicholas Joseph, Greg Brockman, et al. Evaluating large language models trained on code. *arXiv preprint arXiv:2107.03374*, 2021.
- Ziyi Chen, Xiaocong Yang, Jiacheng Lin, Chenkai Sun, Kevin Chang, and Jie Huang. Cascade speculative drafting for even faster llm inference. *Advances in Neural Information Processing Systems*, 37:86226–86242, 2024.
- Karl Cobbe, Vineet Kosaraju, Mohammad Bavarian, Mark Chen, Heewoo Jun, Lukasz Kaiser, Matthias Plappert, Jerry Tworek, Jacob Hilton, Reiichiro Nakano, et al. Training verifiers to solve math word problems. *arXiv preprint arXiv:2110.14168*, 2021.
- Daya Guo, Dejian Yang, Haowei Zhang, Junxiao Song, Ruoyu Zhang, Runxin Xu, Qihao Zhu, Shirong Ma, Peiyi Wang, Xiao Bi, et al. Deepseek-rl: Incentivizing reasoning capability in llms via reinforcement learning. *arXiv preprint arXiv:2501.12948*, 2025.
- Nathan Habib, Cl  mentine Fourrier, Hynek Kydl  cek, Thomas Wolf, and Lewis Tunstall. Lighteval: A lightweight framework for llm evaluation, 2023. URL <https://github.com/huggingface/lighteval>.
- Chaoqun He, Renjie Luo, Yuzhuo Bai, Shengding Hu, Zhen Leng Thai, Junhao Shen, Jinyi Hu, Xu Han, Yujie Huang, Yuxiang Zhang, et al. Olympiadbench: A challenging benchmark for promoting agi with olympiad-level bilingual multimodal scientific problems. *arXiv preprint arXiv:2402.14008*, 2024.
- Zhiwei He, Tian Liang, Jiahao Xu, Qiuzhi Liu, Xingyu Chen, Yue Wang, Linfeng Song, Dian Yu, Zhenwen Liang, Wenxuan Wang, et al. Deepmath-103k: A large-scale, challenging, decontaminated, and verifiable mathematical dataset for advancing reasoning. *arXiv preprint arXiv:2504.11456*, 2025.
- Dan Hendrycks, Collin Burns, Steven Basart, Andy Zou, Mantas Mazeika, Dawn Song, and Jacob Steinhardt. Measuring massive multitask language understanding. *arXiv preprint arXiv:2009.03300*, 2020.
- Dan Hendrycks, Collin Burns, Saurav Kadavath, Akul Arora, Steven Basart, Eric Tang, Dawn Song, and Jacob Steinhardt. Measuring mathematical problem solving with the math dataset. *arXiv preprint arXiv:2103.03874*, 2021.
- Woosuk Kwon, Zhuohan Li, Siyuan Zhuang, Ying Sheng, Lianmin Zheng, Cody Hao Yu, Joseph Gonzalez, Hao Zhang, and Ion Stoica. Efficient memory management for large language model serving with pagedattention. In *Proceedings of the 29th symposium on operating systems principles*, pp. 611–626, 2023.
- Nathan Lambert, Jacob Morrison, Valentina Pyatkin, Shengyi Huang, Hamish Ivison, Faeze Brahman, Lester James V Miranda, Alisa Liu, Nouha Dziri, Shane Lyu, et al. Tulu 3: Pushing frontiers in open language model post-training. *arXiv preprint arXiv:2411.15124*, 2024.

- 
- Yaniv Leviathan, Matan Kalman, and Yossi Matias. Fast inference from transformers via speculative decoding. In Andreas Krause, Emma Brunskill, Kyunghyun Cho, Barbara Engelhardt, Sivan Sabato, and Jonathan Scarlett (eds.), *Proceedings of the 40th International Conference on Machine Learning*, volume 202 of *Proceedings of Machine Learning Research*, pp. 19274–19286. PMLR, 23–29 Jul 2023. URL <https://proceedings.mlr.press/v202/leviathan23a.html>.
- Aitor Lewkowycz, Anders Andreassen, David Dohan, Ethan Dyer, Henryk Michalewski, Vinay Ramasesh, Ambrose Slone, Cem Anil, Imanol Schlag, Theo Gutman-Solo, et al. Solving quantitative reasoning problems with language models. *Advances in Neural Information Processing Systems*, 35:3843–3857, 2022a.
- Aitor Lewkowycz, Anders Andreassen, David Dohan, Ethan Dyer, Henryk Michalewski, Vinay Ramasesh, Ambrose Slone, Cem Anil, Imanol Schlag, Theo Gutman-Solo, et al. Solving quantitative reasoning problems with language models. *Advances in neural information processing systems*, 35:3843–3857, 2022b.
- Yujia Li, David Choi, Junyoung Chung, Nate Kushman, Julian Schrittwieser, Rémi Leblond, Tom Eccles, James Keeling, Felix Gimeno, Agustin Dal Lago, et al. Competition-level code generation with alphacode. *Science*, 378(6624):1092–1097, 2022.
- Chin-Yew Lin. Rouge: A package for automatic evaluation of summaries. In *Text summarization branches out*, pp. 74–81, 2004.
- Zhihang Lin, Mingbao Lin, Yuan Xie, and Rongrong Ji. Cppo: Accelerating the training of group relative policy optimization-based reasoning models, 2025. URL <https://arxiv.org/abs/2503.22342>.
- Zikang Liu, Tongtian Yue, Yepeng Tang, Longteng Guo, Junxian Cai, Qingbin Liu, Xi Chen, and Jing Liu. Prefix grouper: Efficient grpo training through shared-prefix forward, 2025. URL <https://arxiv.org/abs/2506.05433>.
- Zongyue Qin, Ziniu Hu, Zifan He, Neha Prakriya, Jason Cong, and Yizhou Sun. Optimized multi-token joint decoding with auxiliary model for llm inference. *arXiv preprint arXiv:2407.09722*, 2024.
- Guangming Sheng, Chi Zhang, Zilinfeng Ye, Xibin Wu, Wang Zhang, Ru Zhang, Yanghua Peng, Haibin Lin, and Chuan Wu. Hybridflow: A flexible and efficient rlhf framework. In *Proceedings of the Twentieth European Conference on Computer Systems*, pp. 1279–1297, 2025.
- Ziteng Sun, Uri Mendlovic, Yaniv Leviathan, Asaf Aharoni, Jae Hun Ro, Ahmad Beirami, and Ananda Theertha Suresh. Block verification accelerates speculative decoding. *arXiv preprint arXiv:2403.10444*, 2024.
- Jason Wei, Xuezhi Wang, Dale Schuurmans, Maarten Bosma, Fei Xia, Ed Chi, Quoc V Le, Denny Zhou, et al. Chain-of-thought prompting elicits reasoning in large language models. *Advances in neural information processing systems*, 35:24824–24837, 2022.
- Yixuan Even Xu, Yash Savani, Fei Fang, and Zico Kolter. Not all rollouts are useful: Down-sampling rollouts in llm reinforcement learning. *arXiv preprint arXiv:2504.13818*, 2025.
- An Yang, Beichen Zhang, Binyuan Hui, Bofei Gao, Bowen Yu, Chengpeng Li, Dayiheng Liu, Jianhong Tu, Jingren Zhou, Junyang Lin, et al. Qwen2. 5-math technical report: Toward mathematical expert model via self-improvement. *arXiv preprint arXiv:2409.12122*, 2024.
- Shunyu Yao, Dian Yu, Jeffrey Zhao, Izhak Shafran, Tom Griffiths, Yuan Cao, and Karthik Narasimhan. Tree of thoughts: Deliberate problem solving with large language models. *Advances in neural information processing systems*, 36:11809–11822, 2023a.
- Shunyu Yao, Jeffrey Zhao, Dian Yu, Nan Du, Izhak Shafran, Karthik Narasimhan, and Yuan Cao. React: Synergizing reasoning and acting in language models. In *International Conference on Learning Representations (ICLR)*, 2023b.
- Qiyang Yu, Zheng Zhang, Ruofei Zhu, Yufeng Yuan, Xiaochen Zuo, Yu Yue, Weinan Dai, Tiantian Fan, Gaohong Liu, Lingjun Liu, Xin Liu, Haibin Lin, Zhiqi Lin, Bole Ma, Guangming Sheng, Yuxuan Tong, Chi Zhang, Mofan Zhang, Wang Zhang, Hang Zhu, Jinhua Zhu, Jiase Chen, Jiangjie Chen, Chengyi Wang, Hongli Yu, Yuxuan Song, Xiangpeng Wei, Hao Zhou, Jingjing Liu, Wei-Ying Ma, Ya-Qin Zhang, Lin Yan, Mu Qiao, Yonghui Wu, and Mingxuan Wang. Dapo: An open-source llm reinforcement learning system at scale, 2025. URL <https://arxiv.org/abs/2503.14476>.

- 
- Yang Yue, Zhiqi Chen, Rui Lu, Andrew Zhao, Zhaokai Wang, Shiji Song, and Gao Huang. Does reinforcement learning really incentivize reasoning capacity in llms beyond the base model? *arXiv preprint arXiv:2504.13837*, 2025.
- Weihao Zeng, Yuzhen Huang, Qian Liu, Wei Liu, Keqing He, Zejun Ma, and Junxian He. Simplerl-zoo: Investigating and taming zero reinforcement learning for open base models in the wild. *arXiv preprint arXiv:2503.18892*, 2025.
- Hongzhi Zhang, Jia Fu, Jingyuan Zhang, Kai Fu, Qi Wang, Fuzheng Zhang, and Guorui Zhou. Rlep: Reinforcement learning with experience replay for llm reasoning. *arXiv preprint arXiv:2507.07451*, 2025a.
- Yiqi Zhang, Huiqiang Jiang, Xufang Luo, Zhihe Yang, Chengruidong Zhang, Yifei Shen, Dongsheng Li, Yuqing Yang, Lili Qiu, and Yang You. SortedRL: Accelerating RL training for LLMs through online length-aware scheduling. In *ES-FoMo III: 3rd Workshop on Efficient Systems for Foundation Models*, 2025b. URL <https://openreview.net/forum?id=Yov91IZ827>.
- Haizhong Zheng, Yang Zhou, Brian R. Bartoldson, Bhavya Kailkhura, Fan Lai, Jiawei Zhao, and Beidi Chen. Act only when it pays: Efficient reinforcement learning for llm reasoning via selective rollouts, 2025. URL <https://arxiv.org/abs/2506.02177>.
- Jeffrey Zhou, Tianjian Lu, Swaroop Mishra, Siddhartha Brahma, Sujoy Basu, Yi Luan, Denny Zhou, and Le Hou. Instruction-following evaluation for large language models. *arXiv preprint arXiv:2311.07911*, 2023.

## A MORE DETAILS OF SPEC-RL

This appendix provides additional details on experimental settings, hyperparameters, and reward design, as well as extended ablation studies and full step-level results. We begin with shared training configurations and evaluation setups, then report intermediate training trajectories, efficiency analyses, and end-to-end time breakdowns. Finally, we present ablations across datasets (DeepMath-6K vs. SimpleRL-8K) and training-set sizes (2K–6K), additional baseline comparisons, and case studies that illustrate the behavior of SPEC-RL in practice.

### A.1 HYPERPARAMETERS

We report the shared training settings (model families, rollout engine, batch size, sequence lengths, training steps, and optimizer details), as well as the algorithm-specific configurations. All experiments use Qwen-3-1.7B-Base, Qwen-3-8B-Base, and LLaMA-3.2-1B as backbone models. Rollouts are generated using vLLM (rollout  $N = 8$ ) with a global batch size of 1024. The maximum prompt length is 1,024 tokens, and the maximum response length is 4,096 tokens. For optimization, the actor is trained using AdamW (learning rate  $5 \times 10^{-7}$ , weight decay 0.01, and gradient clipping of 1.0). For PPO, the critic is additionally optimized with AdamW (learning rate  $1 \times 10^{-5}$ , weight decay 0.01, clipping 1.0). Algorithm-specific differences are as follows. GRPO enables KL regularization with a coefficient of 0.0001, whereas PPO and DAPO disable KL regularization. DAPO further adopts a wider clipping range (high = 0.28,  $c = 10$ ) compared to GRPO and PPO (high = 0.2,  $c = 3$ ). Additionally, DAPO utilizes dynamic sampling. To ensure fair comparison with GRPO and PPO, we control for the total amount of rollout data: each training step in DAPO corresponds to multiple generation steps, and the evaluation interval is reduced from every 10 steps to every 5 steps. SPEC-RL uses default lenience values of  $e^{0.5}$  for GRPO,  $e^{0.3}$  for PPO, and  $e^{0.15}$  for DAPO, chosen via grid search to balance rollout efficiency and stability. All methods employ the `math-verify` reward, which assigns +1 if the final boxed or numeric answer matches the ground truth and 0 otherwise. This simple, deterministic design ensures that the reward is aligned with evaluation metrics across benchmarks.

We use a rule-based reward function that depends solely on the correctness of the final answer. Specifically, we utilize the `math-verify` library to verify each generated solution: if the predicted answer matches the reference, the model receives a reward of +1, and otherwise, 0. The `math-verify` library is responsible for parsing the model output, extracting the final boxed or numeric answer, and checking it against the ground truth. No format-based shaping or auxiliary heuristics are used. This choice maintains a simple, deterministic, and aligned reward signal across all benchmarks, aligning with the evaluation objective.

### A.2 DETAILED EVALUATION SETUPS

Our evaluation setup largely follows prior work (Zeng et al., 2025; Yang et al., 2024), ensuring consistency and comparability with established baselines. For all math reasoning benchmarks, including AMC23, GSM8K, MATH-500, Minerva Math, OlympiadBench, and MMLU-STEM, we use a maximum generation length of 16,000 tokens, with nucleus sampling ( $p = 0.95$ ) and temperature set to 1.0. For IFEval, we employ the `lighteval` (Habib et al., 2023) framework for evaluation, maintaining the same decoding parameters as those used in the math reasoning benchmarks. This uniform setup ensures that all comparisons focus on the effects of SPEC-RL, rather than variations in decoding configurations. For experiments on DeepMath-6K, we report the performance at step 90 (corresponding to 15 epochs with 6,144 examples and a batch size of 1,024). For SimpleRL-8K, we report the performance at step 100.

### A.3 PERFORMANCE OVER TRAINING STEPS

To provide a more complete view of model behavior and enhance the robustness of our method, we also report performance trajectories throughout training. For each setting, results are shown every 10 steps, comparing the vanilla algorithm with its SPEC-RL variant, as shown in Tables 4, 5, 6, 7, 8, 9, 10, 11, 12. This step-wise view complements the main results by illustrating how rollout efficiency and accuracy evolve consistently during training, rather than only at the final checkpoint.

**Training Dynamics and Efficiency Across Different RL Algorithms.** We present the efficiency of our method across RL algorithms in Figures 7, 8, and compare rewards and rollout time against baselines in Figures 9, 10. Across all three algorithms, SPEC-RL substantially reduces rollout time while preserving learning quality: rewards match or exceed the vanilla baselines under PPO and GRPO, and are largely on par under DAPO (with a minor late-stage gap on Qwen3-8B). The efficiency gains align with stronger speculative reuse signals: the full reuse ratio quickly rises and stabilizes around 0.6–0.85 after early transients, and the average verified prefix length remains large (hundreds to 1.2k tokens) and generally increases over training—most prominently on Qwen3-8B for GRPO/DAPO. Together,

Table 4: Intermediate training results of Qwen-3-1.7B-Base on DeepMath-6K with GRPO and SPEC-RL. We report rollout efficiency and accuracy every 10 training steps, with GRPO and its SPEC-RL variant interleaved.

Algorithm	Step	Rollout Efficiency		Math Reasoning					OOD		AVG
		Tokens (M)	Speedup	AMC23	GSM8K	MATH 500	Minerva Math	Olympiad Bench	MMLU STEM	IFEval	
Base Model	0	-	-	22.5	59.1	45.0	12.5	16.7	39.3	17.9	30.4
GRPO	10	65.8	1.00×	37.5	74.0	54.0	18.8	22.8	43.9	20.3	38.8
↔ + SPEC-RL	10	43.6	1.41×	27.5	75.7	55.8	21.7	21.8	43.0	22.4	38.3
GRPO	20	127.4	1.00×	27.5	78.2	57.8	25.4	24.7	45.5	20.3	39.9
↔ + SPEC-RL	20	67.2	1.66×	30.0	80.0	63.0	25.0	24.6	46.9	22.2	41.7
GRPO	30	187.7	1.00×	37.5	80.1	60.4	22.4	25.0	47.9	20.9	42.0
↔ + SPEC-RL	30	85.1	1.85×	30.0	81.0	64.0	25.4	27.6	51.1	26.2	43.6
GRPO	40	248.3	1.00×	32.5	79.9	65.0	23.5	24.7	50.7	21.3	42.5
↔ + SPEC-RL	40	102.9	1.96×	37.5	80.7	63.8	26.5	26.1	52.2	23.5	44.3
GRPO	50	309.1	1.00×	35.0	81.2	64.2	25.7	24.6	53.7	25.1	44.2
↔ + SPEC-RL	50	119.4	2.06×	32.5	81.1	64.4	28.7	28.0	55.6	27.7	45.4
GRPO	60	370.4	1.00×	35.0	81.3	63.6	28.3	26.7	56.0	24.0	45.0
↔ + SPEC-RL	60	135.1	2.14×	27.5	83.4	66.4	26.5	29.9	54.7	28.8	45.3
GRPO	70	431.9	1.00×	42.5	82.3	61.8	26.5	28.1	55.5	26.2	46.1
↔ + SPEC-RL	70	153.2	2.18×	40.0	82.5	65.4	26.5	29.9	55.6	27.4	46.8
GRPO	80	493.5	1.00×	25.0	82.0	64.4	24.3	26.4	59.4	25.0	43.8
↔ + SPEC-RL	80	168.1	2.24×	45.0	83.7	67.0	29.8	29.6	57.1	28.3	48.6
GRPO	90	554.8	1.00×	42.5	82.6	64.4	26.5	25.5	60.7	24.4	46.7
↔ + SPEC-RL	90	182.7	2.29×	37.5	84.4	68.0	29.4	29.3	58.3	28.8	48.0

Table 5: Intermediate training results of Qwen-3-8B-Base on DeepMath-6K with GRPO and SPEC-RL. We report rollout efficiency and accuracy every 10 training steps, with GRPO and its SPEC-RL variant interleaved.

Algorithm	Step	Rollout Efficiency		Math Reasoning					OOD		AVG
		Tokens (M)	Speedup	AMC23	GSM8K	MATH 500	Minerva Math	Olympiad Bench	MMLU STEM	IFEval	
Base Model	0	-	-	40.0	83.0	67.4	27.2	34.1	60.4	29.9	48.9
GRPO	10	71.9	1.00×	60.0	91.5	80.0	32.7	44.3	64.7	34.4	58.2
↔ + SPEC-RL	10	53.0	1.36×	60.0	92.0	80.0	37.1	43.9	64.2	37.2	59.2
GRPO	20	158.2	1.00×	62.5	93.6	82.8	40.4	49.3	77.3	39.0	63.6
↔ + SPEC-RL	20	76.4	1.96×	65.0	93.3	83.6	42.6	48.6	72.2	43.4	64.1
GRPO	30	278.1	1.00×	70.0	92.7	84.2	39.7	48.9	80.4	35.7	64.5
↔ + SPEC-RL	30	116.7	2.18×	65.0	93.5	85.0	43.0	49.5	80.4	47.9	66.3
GRPO	40	404.2	1.00×	67.5	93.5	85.2	40.8	50.2	82.0	37.9	65.3
↔ + SPEC-RL	40	156.4	2.31×	75.0	94.1	84.2	44.5	49.0	83.3	46.8	68.1
GRPO	50	532.0	1.00×	70.0	93.5	85.4	42.6	49.5	82.8	40.1	66.3
↔ + SPEC-RL	50	194.4	2.36×	77.5	93.3	84.8	44.1	52.3	83.2	45.7	68.7
GRPO	60	659.3	1.00×	72.5	93.1	84.8	44.1	51.4	83.0	38.8	66.8
↔ + SPEC-RL	60	235.7	2.36×	72.5	94.4	85.4	43.0	51.1	84.4	44.9	68.0
GRPO	70	785.6	1.00×	65.0	93.3	84.8	43.4	51.3	84.3	34.8	65.3
↔ + SPEC-RL	70	279.2	2.36×	62.5	94.4	87.0	43.8	51.7	84.7	47.5	67.4
GRPO	80	910.2	1.00×	67.5	94.0	85.8	43.4	50.2	84.7	40.1	66.5
↔ + SPEC-RL	80	311.1	2.42×	75.0	93.4	87.4	43.4	52.1	85.2	48.2	69.2
GRPO	90	1033.1	1.00×	75.0	94.1	86.4	43.8	53.0	84.6	41.2	68.3
↔ + SPEC-RL	90	336.6	2.51×	70.0	94.5	87.8	44.1	51.0	84.5	47.7	68.5

these curves indicate that SPEC-RL learns to reuse long, verified prefixes, trading decoding for reuse, which yields lower per-step generation cost without compromising reward progress.



Table 6: Intermediate training results of LLaMA-3.2-1B-Instruct on DeepMath-6K with GRPO and SPEC-RL. We report rollout efficiency and accuracy every 10 training steps, with GRPO and its SPEC-RL variant interleaved.

Algorithm	Step	Rollout Efficiency		Math Reasoning					OOD		AVG
		Tokens (M)	Speedup	AMC23	GSM8K	MATH 500	Minerva Math	Olympiad Bench	MMLU STEM	IFEval	
Base Model	0	-	-	0.0	26.7	14.2	4.0	2.8	32.6	37.0	16.8
GRPO	10	72.1	1.00×	7.5	27.2	14.2	2.9	3.4	31.7	38.8	18.0
↔ + SPEC-RL	10	47.8	1.38×	5.0	27.1	12.8	2.6	3.4	32.8	38.6	17.5
GRPO	20	141.2	1.00×	5.0	28.3	15.6	2.6	3.9	33.5	39.7	18.4
↔ + SPEC-RL	20	78.5	1.57×	7.5	28.7	18.0	3.7	3.9	35.0	38.6	19.3
GRPO	30	204.5	1.00×	5.0	27.1	17.4	2.9	4.4	35.1	38.3	18.6
↔ + SPEC-RL	30	100.7	1.73×	5.0	32.3	18.4	2.6	4.9	33.4	40.5	19.6
GRPO	40	266.8	1.00×	10.0	29.5	15.4	3.3	4.4	33.2	41.2	19.6
↔ + SPEC-RL	40	115.0	1.94×	10.0	31.2	18.6	4.4	5.5	34.2	38.8	20.4
GRPO	50	326.2	1.00×	12.5	27.9	17.6	3.7	5.3	34.3	38.1	19.9
↔ + SPEC-RL	50	126.3	2.12×	7.5	31.5	20.2	4.4	4.7	36.0	39.6	20.6
GRPO	60	382.9	1.00×	15.0	28.4	17.8	3.3	5.2	34.0	40.5	20.6
↔ + SPEC-RL	60	134.7	2.29×	7.5	31.8	19.0	4.4	5.5	35.6	37.9	20.2
GRPO	70	438.3	1.00×	15.0	30.1	17.6	4.8	5.5	34.6	37.3	20.7
↔ + SPEC-RL	70	143.6	2.41×	12.5	29.7	19.8	5.1	5.8	36.1	37.2	20.9
GRPO	80	495.3	1.00×	5.0	25.9	17.6	4.0	3.9	33.3	37.2	18.1
↔ + SPEC-RL	80	152.8	2.52×	7.5	29.3	19.4	2.9	3.9	35.6	42.7	20.2
GRPO	90	553.9	1.00×	5.0	28.1	19.2	3.3	4.9	33.1	37.0	18.7
↔ + SPEC-RL	90	162.5	2.60×	7.5	28.7	19.4	1.8	5.0	34.5	37.2	19.2

Table 7: Intermediate training results of Qwen-3-1.7B-Base on DeepMath-6K with PPO and SPEC-RL. We report rollout efficiency and accuracy every 10 training steps, with PPO and its SPEC-RL variant interleaved.

Algorithm	Step	Rollout Efficiency		Math Reasoning					OOD		AVG
		Tokens (M)	Speedup	AMC23	GSM8K	MATH 500	Minerva Math	Olympiad Bench	MMLU STEM	IFEval	
Base Model	0	-	-	22.5	59.1	45.0	12.5	16.7	39.3	17.9	30.4
PPO	10	66.6	1.00×	35.0	71.3	54.8	19.9	21.3	42.6	19.2	37.7
↔ + SPEC-RL	10	46.5	1.34×	27.5	73.2	56.8	17.6	23.3	42.9	19.4	37.2
PPO	20	129.2	1.00×	35.0	77.3	60.4	22.8	25.0	46.6	21.8	41.3
↔ + SPEC-RL	20	80.0	1.44×	37.5	78.8	58.0	23.2	23.4	46.9	20.9	41.2
PPO	30	191.5	1.00×	37.5	78.5	59.4	22.8	26.5	47.8	19.6	41.7
↔ + SPEC-RL	30	106.2	1.56×	37.5	78.3	62.6	23.5	25.6	49.8	22.7	42.9
PPO	40	253.6	1.00×	40.0	77.7	61.4	23.5	25.3	50.7	22.7	43.0
↔ + SPEC-RL	40	126.2	1.69×	37.5	80.4	63.2	22.4	27.3	51.3	23.7	43.7
PPO	50	315.7	1.00×	35.0	79.5	61.8	26.8	25.6	51.5	21.8	43.1
↔ + SPEC-RL	50	157.3	1.68×	40.0	80.9	64.4	26.1	25.9	54.2	26.6	45.4
PPO	60	377.7	1.00×	27.5	81.6	63.8	29.4	26.8	53.9	23.3	43.8
↔ + SPEC-RL	60	172.0	1.79×	35.0	82.0	64.2	23.5	27.0	53.8	24.4	44.3
PPO	70	440.0	1.00×	35.0	79.5	60.6	25.7	26.7	55.0	22.9	43.6
↔ + SPEC-RL	70	194.7	1.83×	35.0	80.7	65.8	27.6	26.8	55.1	25.9	45.3
PPO	80	503.0	1.00×	45.0	81.4	63.8	25.4	29.3	58.6	23.7	46.7
↔ + SPEC-RL	80	207.2	1.93×	40.0	82.6	63.6	29.8	28.0	54.3	25.7	46.3
PPO	90	565.1	1.00×	35.0	82.0	63.0	26.8	25.3	59.4	25.5	45.3
↔ + SPEC-RL	90	230.8	1.94×	35.0	82.0	64.8	25.4	25.9	58.6	25.9	45.4

Table 8: Intermediate training results of Qwen-3-8B-Base on DeepMath-6K with PPO and SPEC-RL. We report rollout efficiency and accuracy every 10 training steps, with PPO and its SPEC-RL variant interleaved.

Algorithm	Step	Rollout Efficiency		Math Reasoning					OOD		AVG
		Tokens (M)	Speedup	AMC23	GSM8K	MATH 500	Minerva Math	Olympiad Bench	MMLU STEM	IFEval	
Base Model	0	-	-	40.0	83.0	67.4	27.2	34.1	60.4	29.9	48.9
PPO	10	73.4	1.00×	42.5	91.1	75.4	33.5	43.4	63.2	32.2	54.5
↔ + SPEC-RL	10	51.9	1.30×	50.0	92.1	79.6	32.0	42.4	62.6	36.0	56.4
PPO	20	144.8	1.00×	60.0	93.1	81.0	39.3	45.3	67.0	35.1	60.1
↔ + SPEC-RL	20	85.6	1.48×	52.5	93.3	82.0	39.7	45.5	67.4	37.9	59.8
PPO	30	241.0	1.00×	62.5	93.4	82.8	38.6	46.7	77.6	37.3	62.7
↔ + SPEC-RL	30	115.6	1.75×	60.0	92.6	82.2	40.4	48.1	74.6	42.7	62.9
PPO	40	359.0	1.00×	60.0	92.9	83.6	41.9	49.3	79.5	36.6	63.4
↔ + SPEC-RL	40	159.4	1.87×	62.5	94.0	84.0	39.3	49.5	77.6	43.3	64.3
PPO	50	484.2	1.00×	65.0	93.5	86.0	41.2	51.6	82.1	39.7	65.6
↔ + SPEC-RL	50	197.9	1.98×	67.5	93.1	84.2	42.6	49.3	81.9	41.8	65.8
PPO	60	609.9	1.00×	75.0	94.2	85.4	42.6	49.9	82.9	42.0	67.4
↔ + SPEC-RL	60	251.2	1.95×	67.5	93.3	84.6	43.8	52.0	81.7	43.6	66.6
PPO	70	735.0	1.00×	82.5	93.5	84.4	44.1	51.1	83.6	42.9	68.9
↔ + SPEC-RL	70	307.9	1.91×	70.0	93.7	84.6	42.6	50.8	84.0	44.7	67.2
PPO	80	859.9	1.00×	62.5	93.8	85.6	42.3	51.9	83.3	40.9	65.8
↔ + SPEC-RL	80	358.1	1.90×	75.0	93.5	83.4	44.1	50.2	84.4	43.1	67.7
PPO	90	984.0	1.00×	70.0	94.2	85.8	43.0	51.6	83.8	41.6	67.1
↔ + SPEC-RL	90	400.1	1.94×	75.0	92.9	85.2	43.4	50.8	84.4	41.0	67.5

Table 9: Intermediate training results of LLaMA-3.2-1B-Instruct on DeepMath-6K with PPO and SPEC-RL. We report rollout efficiency and accuracy every 10 training steps, with PPO and its SPEC-RL variant interleaved.

Algorithm	Step	Rollout Efficiency		Math Reasoning					OOD		AVG
		Tokens (M)	Speedup	AMC23	GSM8K	MATH 500	Minerva Math	Olympiad Bench	MMLU STEM	IFEval	
Base Model	0	-	-	0.0	26.7	14.2	4.0	2.8	32.6	37.0	16.8
PPO	10	65.5	1.00×	2.5	26.5	11.4	4.0	3.6	33.0	42.0	17.6
↔ + SPEC-RL	10	50.2	1.26×	20.0	25.8	14.0	2.6	3.7	32.5	41.0	19.9
PPO	20	131.1	1.00×	7.5	26.7	16.2	3.7	4.7	33.9	35.9	18.4
↔ + SPEC-RL	20	89.0	1.35×	7.5	27.9	16.2	2.9	5.0	34.1	41.2	19.3
PPO	30	192.0	1.00×	12.5	28.8	17.2	3.7	4.1	35.3	38.6	20.0
↔ + SPEC-RL	30	118.3	1.47×	10.0	29.8	17.4	4.4	6.4	34.2	38.8	20.1
PPO	40	250.3	1.00×	5.0	29.7	19.6	2.9	4.4	35.1	39.0	19.4
↔ + SPEC-RL	40	134.8	1.63×	15.0	31.6	18.6	3.3	6.1	33.2	39.9	21.1
PPO	50	306.8	1.00×	5.0	31.3	19.2	4.8	4.6	32.3	40.1	19.6
↔ + SPEC-RL	50	147.2	1.78×	10.0	31.9	19.4	5.1	5.0	35.3	40.3	21.0
PPO	60	361.6	1.00×	7.5	30.3	18.4	5.1	4.3	35.1	41.6	20.3
↔ + SPEC-RL	60	160.5	1.89×	12.5	31.5	19.2	4.8	5.5	34.4	39.9	21.1
PPO	70	415.4	1.00×	12.5	31.0	17.8	3.7	6.1	35.1	40.1	20.9
↔ + SPEC-RL	70	175.8	1.95×	12.5	32.6	19.6	3.3	5.5	34.9	39.9	21.2
PPO	80	469.0	1.00×	10.0	34.1	19.6	4.8	4.1	34.8	41.6	21.3
↔ + SPEC-RL	80	188.8	2.02×	15.0	33.5	19.0	5.5	6.4	36.1	40.3	22.3
PPO	90	521.5	1.00×	10.0	31.6	20.8	4.0	6.4	34.3	42.7	21.4
↔ + SPEC-RL	90	210.6	2.01×	10.0	32.4	20.2	5.5	5.0	35.3	40.7	21.3

Table 10: Intermediate training results of Qwen-3-1.7B-Base on DeepMath-6K with DAPO and SPEC-RL. Since DAPO adopts *Dynamic Sampling*, one training step may correspond to multiple generation steps; thus we additionally report the **Gen-Step** column to indicate how many rollout batches the model has consumed.

Algorithm	Step	Gen-Step	Rollout Efficiency		Math Reasoning					OOD		AVG
			Tokens (M)	Speedup	AMC23	GSM8K	MATH 500	Minerva Math	Olympiad Bench	MMLU STEM	IFEval	
Base Model	0	0	-	-	22.5	59.1	45.0	12.5	16.7	39.3	17.9	30.4
DAPO	5	10	65.2	1.00×	25.0	69.8	50.0	17.6	20.0	41.5	20.1	34.9
↔ + SPEC-RL	5	10	46.7	1.25×	35.0	69.4	53.4	20.2	21.0	43.0	17.7	37.1
DAPO	10	20	127.4	1.00×	32.5	76.0	58.4	19.1	22.4	42.9	19.6	38.7
↔ + SPEC-RL	10	20	70.6	1.52×	15.0	76.3	56.8	16.5	20.7	44.1	21.6	35.9
DAPO	15	30	187.7	1.00×	27.5	76.5	56.4	19.9	22.7	45.8	20.7	38.5
↔ + SPEC-RL	15	30	95.5	1.60×	25.0	78.2	58.4	23.9	24.9	45.0	26.1	40.2
DAPO	20	40	247.6	1.00×	35.0	78.0	54.8	23.2	21.8	46.8	23.3	40.4
↔ + SPEC-RL	20	40	109.5	1.74×	32.5	78.5	57.2	25.0	24.9	47.7	24.6	41.5
DAPO	25	50	307.5	1.00×	35.0	77.2	59.4	20.6	25.9	47.2	19.4	40.7
↔ + SPEC-RL	25	50	124.9	1.84×	37.5	77.8	59.0	22.8	23.0	49.2	25.7	42.1
DAPO	30	60	367.0	1.00×	35.0	79.1	60.6	25.0	24.3	48.0	22.2	42.0
↔ + SPEC-RL	30	60	137.7	1.94×	32.5	79.4	60.4	24.6	25.0	50.4	26.2	42.6
DAPO	35	70	425.6	1.00×	37.5	78.5	59.8	27.9	24.3	49.7	22.7	42.9
↔ + SPEC-RL	35	70	149.1	2.02×	30.0	80.3	62.2	25.0	25.3	51.6	25.0	42.8
DAPO	40	80	484.6	1.00×	27.5	79.8	61.6	24.6	25.0	50.8	22.7	41.7
↔ + SPEC-RL	40	80	160.2	2.10×	40.0	79.2	60.2	25.4	26.5	53.7	27.4	44.6
DAPO	45	90	543.1	1.00×	30.0	79.6	60.8	24.6	23.0	52.2	24.8	42.1
↔ + SPEC-RL	45	90	171.6	2.17×	22.5	80.1	60.0	25.7	25.5	53.5	27.0	42.0

Table 11: Intermediate training results of Qwen-3-8B-Base on DeepMath-6K with DAPO and SPEC-RL. Since DAPO adopts *Dynamic Sampling*, one training step may correspond to multiple generation steps; thus we additionally report the **Gen-Step** column to indicate how many rollout batches the model has consumed.

Algorithm	Step	Gen-Step	Rollout Efficiency		Math Reasoning					OOD		AVG
			Tokens (M)	Speedup	AMC23	GSM8K	MATH 500	Minerva Math	Olympiad Bench	MMLU STEM	IFEval	
Qwen-3-8B-DAPO-SPEC-RL												
Base Model	0	0	-	-	40.0	83.0	67.4	27.2	34.1	60.4	29.9	48.9
DAPO	5	10	75.0	1.00×	62.5	89.8	73.6	27.9	39.1	60.5	32.0	55.1
↔ + SPEC-RL	5	10	59.0	1.20×	55.0	90.9	75.0	32.7	38.8	63.3	34.0	55.7
DAPO	10	20	148.8	1.00×	60.0	91.9	78.6	36.8	43.4	64.0	36.0	58.7
↔ + SPEC-RL	10	20	90.3	1.45×	60.0	92.8	79.0	37.1	40.7	63.0	34.2	58.1
DAPO	15	30	235.5	1.00×	67.5	93.3	80.6	39.7	47.4	70.6	38.1	62.5
↔ + SPEC-RL	15	30	116.8	1.73×	60.0	91.9	81.8	42.6	47.9	69.6	39.0	61.8
DAPO	20	40	354.9	1.00×	62.5	93.1	84.6	41.2	46.1	77.5	36.4	63.1
↔ + SPEC-RL	20	40	152.2	2.00×	70.0	93.5	83.8	39.0	49.8	75.4	38.1	64.2
DAPO	25	51	509.1	1.00×	62.5	93.1	83.4	39.3	49.6	79.8	38.8	63.8
↔ + SPEC-RL	25	50	199.8	2.19×	72.5	92.6	85.4	41.5	47.9	78.7	42.1	65.8
DAPO	30	63	685.0	1.00×	62.5	92.5	83.8	44.5	48.9	81.1	39.2	64.6
↔ + SPEC-RL	30	60	239.9	2.48×	70.0	93.9	84.0	39.7	48.7	80.2	40.3	65.3
DAPO	35	75	867.6	1.00×	75.0	92.6	82.8	40.8	49.5	81.9	38.1	65.8
↔ + SPEC-RL	35	70	278.9	2.73×	72.5	93.6	84.8	40.4	49.9	80.8	44.4	66.6
DAPO	40	87	1052.2	1.00×	75.0	93.3	84.8	40.1	48.6	82.4	39.6	66.3
↔ + SPEC-RL	40	82	326.2	2.88×	65.0	93.8	84.4	43.8	50.4	82.2	44.4	66.3

Table 12: Intermediate training results of LLaMA-3.2-1B-Instruct on DeepMath-6K with DAPO and SPEC-RL. Since DAPO adopts *Dynamic Sampling*, one training step may correspond to multiple generation steps; thus we additionally report the **Gen-Step** column to indicate how many rollout batches the model has consumed.

Algorithm	Step	Gen-Step	Rollout Efficiency		Math Reasoning					OOD		AVG
			Tokens (M)	Speedup	AMC23	GSM8K	MATH 500	Minerva Math	Olympiad Bench	MMLU STEM	IFEval	
LLaMA-3.2-1B-DAPO-SPEC-RL												
Base Model	0	0	-	-	0.0	26.7	14.2	4.0	2.8	32.6	37.0	16.8
DAPO	5	15	105.6	1.00×	2.5	27.1	14.4	2.9	3.3	32.6	38.8	17.4
↪ + SPEC-RL	5	15	52.4	1.95×	7.5	27.0	14.4	2.6	3.0	32.7	38.3	17.9
DAPO	10	27	179.8	1.00×	5.0	25.5	14.6	2.6	4.1	34.8	40.3	18.1
↪ + SPEC-RL	10	28	69.2	2.16×	17.5	25.6	16.6	2.6	4.9	33.7	39.2	20.0
DAPO	15	38	239.8	1.00×	5.0	27.1	18.4	4.4	4.4	33.9	37.3	18.6
↪ + SPEC-RL	15	39	79.2	2.19×	5.0	28.9	16.4	6.2	3.4	33.9	37.5	18.8
DAPO	20	53	322.1	1.00×	17.5	27.3	18.8	2.9	5.6	34.6	38.8	20.8
↪ + SPEC-RL	20	53	92.4	2.31×	7.5	29.9	19.6	5.9	5.5	34.2	38.1	20.1
DAPO	25	68	402.9	1.00×	5.0	26.6	19.8	3.3	4.6	34.5	38.3	18.9
↪ + SPEC-RL	25	68	105.3	2.43×	10.0	34.0	19.8	4.0	6.1	35.5	35.5	20.7
DAPO	30	83	482.6	1.00×	7.5	29.6	19.2	4.0	5.5	33.0	38.6	19.6
↪ + SPEC-RL	30	83	123.1	2.48×	10.0	34.9	20.2	4.0	5.5	35.5	38.4	21.2

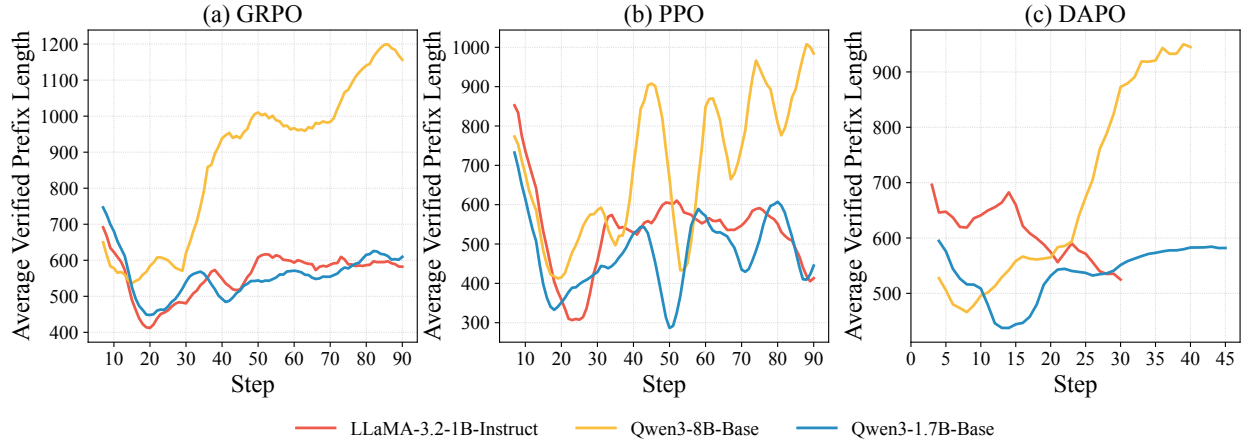


Figure 7: Average verified prefix length trajectories of SPEC-RL under three RL algorithms: (a) GRPO, (b) PPO, and (c) DAPO. The y-axis reports the average length of the verified speculative prefix per training step, and the x-axis is the training step. colors denote model backbones: red: LLaMA-3.2-1B-Instruct, yellow: Qwen3-8B-Base, blue: Qwen3-1.7B-Base.

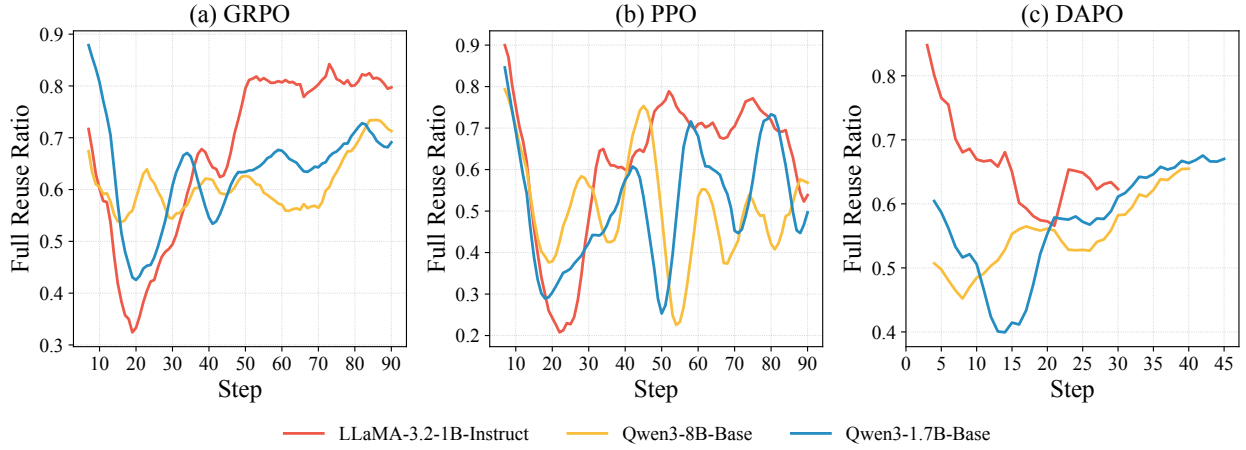


Figure 8: Full reuse ratio trajectories of SPEC-RL under three RL algorithms: (a) GRPO, (b) PPO, and (c) DAPO. The y-axis reports the fraction of rollouts per step that are fully reused, and the x-axis the training step. colors denote model backbones: red: LLaMA-3.2-1B-Instruct, yellow: Qwen3-8B-Base, blue: Qwen3-1.7B-Base. Across settings, SPEC-RL quickly stabilizes at a high full reuse ratio, indicating effective speculative reuse during training.

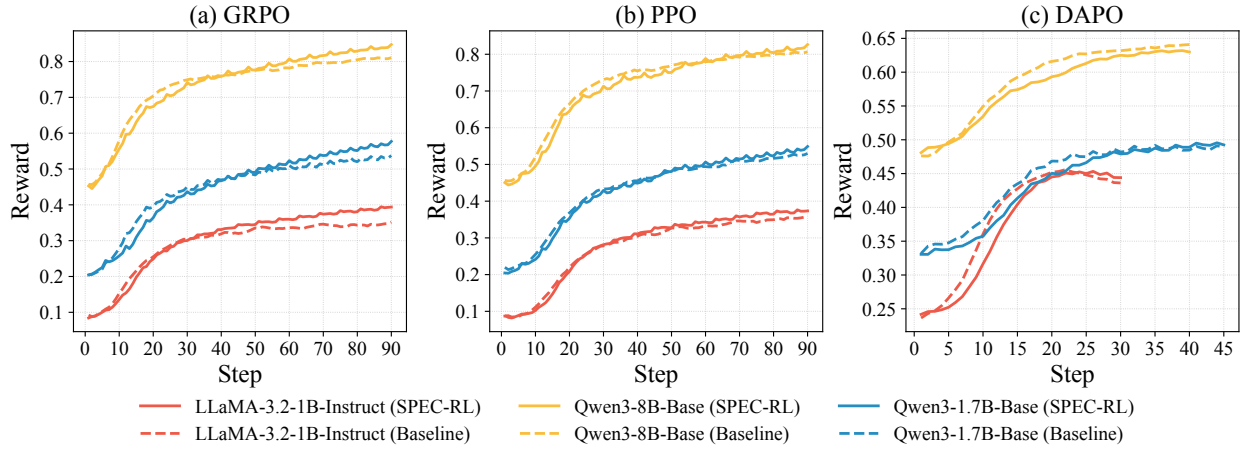


Figure 9: Training reward trajectories of SPEC-RL versus baseline under three RL algorithms: (a) GRPO, (b) PPO, and (c) DAPO. The y-axis reports reward, and the x-axis the training step. colors denote model backbones: red: LLaMA-3.2-1B-Instruct, yellow: Qwen3-8B-Base, blue: Qwen3-1.7B-Base, while solid lines indicate SPEC-RL and dashed lines the corresponding vanilla baselines. SPEC-RL matches or exceeds baseline rewards under different algorithms across all backbones.

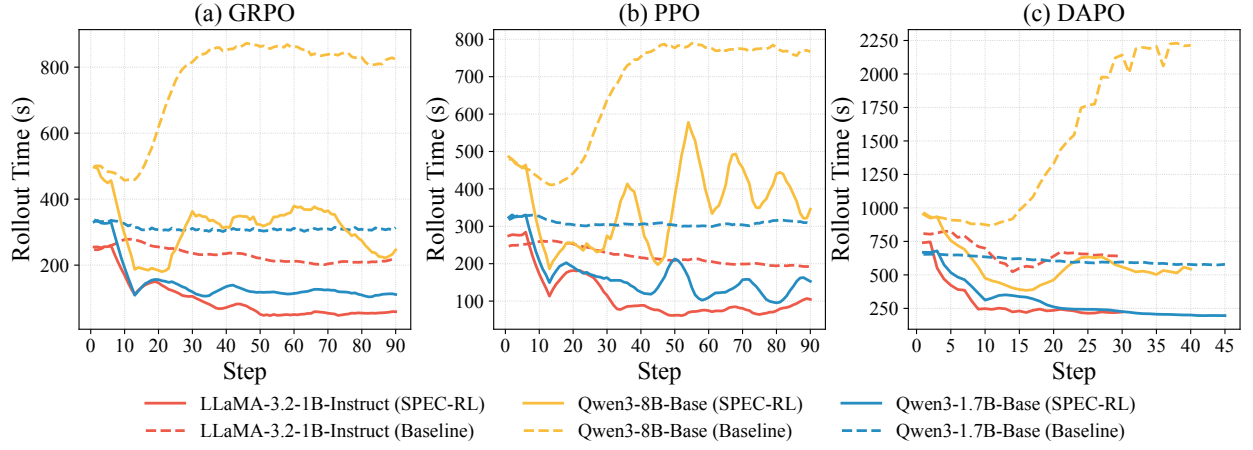


Figure 10: Training rollout time of SPEC-RL versus baseline under three RL algorithms: (a) GRPO, (b) PPO, and (c) DAPO. The y-axis reports rollout time (seconds) and the x-axis the training step. colors denote model backbones: red: LLaMA-3.2-1B-Instruct, yellow: Qwen3-8B-Base, blue: Qwen3-1.7B-Base, while solid lines indicate SPEC-RL and dashed lines the corresponding vanilla baselines. Across algorithms and models, SPEC-RL yields consistently lower rollout time than the baselines.



Table 13: End-to-end training time comparison across models and algorithms. We report both the **wall-clock training hours** (“End-to-end (h)”) and the **average step time** (“Total (s)”) with a detailed breakdown. *validation* refers to our newly introduced speculative decoding process that verifies old-policy rollouts in parallel; *assemble* denotes combining verified prefixes with newly generated continuations to form complete rollouts; the remaining parts (*reward*, *old-log-probs*, *ref*, *values*, *adv*, *update-critic*, *update-actor*, *others*) follow the standard pipeline of the verl framework in execution order.

Algorithm	End-to-end (h)		Average step time (s)											
	Total	Total	$\Delta$ vs. base	verification	rollout	assembly	reward	old-log-probs	ref	values	adv	update-critic	update-actor	others
<i>Qwen-3-1.7B-Base</i>														
GRPO	12.63	505.1	–	–	309.9	–	91.0	17.2	15.8	–	0.4	–	56.0	14.9
$\hookrightarrow$ + SPEC-RL	8.65	346.0	$\downarrow$ 159.1	22.1	135.2 (2.29 $\times$ )	1.5	81.0	17.1	16.3	–	0.5	–	56.2	16.2
PPO	14.10	563.9	–	–	308.1	–	100.5	17.2	–	14.0	4.7	46.0	56.5	16.9
$\hookrightarrow$ + SPEC-RL	10.78	431.2	$\downarrow$ 132.7	22.7	158.6 (1.94 $\times$ )	1.4	94.1	17.3	–	13.8	4.6	45.0	55.5	18.1
DAPO	11.10	443.8	–	–	301.3	–	93.1	8.6	–	–	0.3	–	25.9	14.6
$\hookrightarrow$ + SPEC-RL	7.90	316.0	$\downarrow$ 127.9	21.0	139.0 (2.17 $\times$ )	1.4	97.9	18.1	–	–	0.2	–	25.9	12.7
<i>Qwen-3-8B-Base</i>														
GRPO	31.66	1266.4	–	–	768.2	–	73.2	66.8	66.9	–	4.2	–	263.8	23.4
$\hookrightarrow$ + SPEC-RL	21.03	841.0	$\downarrow$ 425.4	74.7	305.8 (2.51 $\times$ )	1.3	61.4	63.8	62.4	–	4.9	–	248.8	18.0
PPO	34.85	1393.9	–	–	676.7	–	70.5	65.4	–	57.4	4.2	224.1	260.4	35.3
$\hookrightarrow$ + SPEC-RL	26.97	1078.8	$\downarrow$ 315.1	71.5	349.3 (1.94 $\times$ )	1.4	64.9	59.6	–	52.1	4.9	205.9	236.9	32.5
DAPO	24.29	971.8	–	–	699.2	–	64.4	66.3	–	–	0.1	–	121.1	20.7
$\hookrightarrow$ + SPEC-RL	12.90	515.9	$\downarrow$ 455.9	51.0	243.0 (2.88 $\times$ )	1.1	54.0	51.2	–	–	0.1	–	97.5	18.0
<i>LLaMA-3.2-1B-Instruct</i>														
GRPO	10.20	408.0	–	–	229.7	–	105.8	12.6	11.5	–	0.4	–	34.7	13.2
$\hookrightarrow$ + SPEC-RL	7.28	291.3	$\downarrow$ 116.7	17.2	88.3 (2.60 $\times$ )	1.4	110.4	13.0	11.9	–	0.5	–	34.4	14.4
PPO	10.94	437.6	–	–	218.9	–	117.6	12.5	–	10.0	4.8	10.0	32.6	31.3
$\hookrightarrow$ + SPEC-RL	8.60	344.0	$\downarrow$ 93.6	17.5	108.9 (2.01 $\times$ )	1.3	110.9	12.4	–	10.1	4.6	10.1	34.3	33.8
DAPO	9.77	328.4	–	–	198.4	–	100.8	11.2	–	–	0.1	–	9.6	8.5
$\hookrightarrow$ + SPEC-RL	6.97	238.4	$\downarrow$ 90.0	13.4	80.0 (2.48 $\times$ )	1.1	110.5	11.5	–	–	0.1	–	9.9	12.0

#### A.4 END-TO-END TIME BREAKDOWN

Table 13 reports the per-stage breakdown of training time. In the vanilla baseline, rollout generation dominates the runtime, often accounting for more than 60% of the total. With SPEC-RL, this cost is largely shifted into a lightweight verification stage, where cached rollouts are first verified in parallel under the current policy and then evaluated by the speculative decoding rule to determine the rejection position, and a minimal assembly stage, where verified prefixes and regenerated suffixes are merged into complete responses. Both stages add only minor overhead (on Qwen-3-1.7B-Base, verification  $\sim$ 20s and assembly  $\sim$ 1–2s), while the total step time is reduced by about 129–161s, making the extra cost negligible compared to the savings from reduced rollout. For instance, on Qwen-3-8B-Base/GRPO, the rollout time decreases from 768.2s to 305.8s, while all other stages, such as reward computation and policy updates, remain nearly unchanged. Overall, although these new stages slightly increase non-rollout costs, the dominant effect is the 2–3 times reduction in rollout tokens, yielding substantially faster end-to-end training.

#### A.5 GENERALITY ACROSS DATASETS

To examine whether the gains of SPEC-RL depend on a specific training corpus, we conduct experiments on two distinct datasets: DeepMath-6K and SimpleRL-8K. Results in Table 14 show that SPEC-RL consistently improves rollout efficiency across both settings. For example, on Qwen-3-1.7B-Base with GRPO, rollout tokens drop from 554.8M to 182.7M on DeepMath-6K and from 639.4M to 354.0M on SimpleRL-8K. Accuracy remains comparable or slightly improved, confirming that the efficiency benefits of SPEC-RL are robust to the choice of dataset. Intermediate performance on SimpleRL-8K is reported in Table 15, while the detailed results for DeepMath-6K can be found in

Table 14: Ablation study on different training datasets. Results show that our method maintains improvements in rollout efficiency and accuracy across both Deepmath-6K and SimpleRL-8K settings.

Algorithm	Rollout Efficiency		Math Reasoning					OOD		AVG
	Tokens (M)	Speedup	AMC23	GSM8K	MATH 500	Minerva Math	Olympiad Bench	MMLU STEM	IFEval	
Deepmath-6K (Qwen-3-1.7B-Base)										
GRPO	554.8	1.00×	42.5	82.6	64.4	26.5	25.5	60.7	24.4	46.7
↪ + SPEC-RL	182.7	2.29×	37.5	84.4	68.0	29.4	29.3	58.3	28.8	48.0
SimpleRL-8K (Qwen-3-1.7B-Base)										
GRPO	639.4	1.00×	45.0	83.8	68.2	27.2	30.5	49.4	24.0	46.9
↪ + SPEC-RL	354.0	1.53×	40.0	85.1	72.2	27.2	32.1	57.4	27.7	48.8

Table 15: Intermediate training results of Qwen-3-1.7B-Base on SimpleRL-8K with GRPO and SPEC-RL. We report rollout efficiency and accuracy every 10 training steps, with GRPO and its SPEC-RL variant interleaved.

Algorithm	Step	Rollout Efficiency		Math Reasoning					OOD		AVG
		Tokens (M)	Speedup	AMC23	GSM8K	MATH 500	Minerva Math	Olympiad Bench	MMLU STEM	IFEval	
Base Model	0	-	-	22.5	59.1	45.0	12.5	16.7	39.3	17.9	30.4
GRPO	10	61.5	1.00×	35.0	76.7	57.6	19.1	22.7	44.4	21.1	39.5
↔ + SPEC-RL	10	50.5	1.16×	25.0	75.9	57.8	19.1	24.9	44.9	21.3	38.4
GRPO	20	123.1	1.00×	27.5	78.5	60.6	22.1	25.9	46.1	23.7	40.6
↔ + SPEC-RL	20	84.3	1.33×	25.0	79.3	62.2	20.6	28.0	46.4	20.9	40.3
GRPO	30	185.3	1.00×	45.0	80.2	63.8	24.3	27.0	46.1	23.7	44.3
↔ + SPEC-RL	30	112.2	1.47×	45.0	81.5	61.4	26.8	28.7	49.0	25.1	45.4
GRPO	40	247.7	1.00×	32.5	80.1	63.0	22.4	28.1	46.9	21.1	42.0
↔ + SPEC-RL	40	136.8	1.57×	37.5	81.3	65.8	24.3	29.5	49.8	26.1	44.9
GRPO	50	312.5	1.00×	37.5	79.7	65.2	27.2	26.8	48.7	23.1	44.0
↔ + SPEC-RL	50	171.4	1.58×	35.0	83.9	66.2	28.7	30.8	52.9	26.2	46.2
GRPO	60	377.7	1.00×	40.0	82.0	64.6	26.5	28.0	48.5	23.3	44.7
↔ + SPEC-RL	60	206.9	1.58×	47.5	83.1	67.8	26.8	32.0	53.5	25.5	48.0
GRPO	70	444.8	1.00×	37.5	81.7	66.0	26.5	26.5	48.6	20.9	44.0
↔ + SPEC-RL	70	246.5	1.56×	47.5	83.2	70.0	28.3	31.3	53.8	27.9	48.9
GRPO	80	512.9	1.00×	45.0	82.3	66.8	26.5	30.5	47.5	25.0	46.2
↔ + SPEC-RL	80	283.2	1.55×	47.5	83.9	68.4	26.5	31.7	55.5	25.0	48.4
GRPO	90	582.6	1.00×	42.5	83.2	66.6	25.7	29.5	48.4	24.6	45.8
↔ + SPEC-RL	90	324.8	1.53×	35.0	83.5	70.4	27.9	31.9	55.4	27.0	47.3
GRPO	100	639.4	1.00×	45.0	83.8	68.2	27.2	30.5	49.4	24.0	46.9
↔ + SPEC-RL	100	354.0	1.54×	40.0	85.1	72.2	27.2	32.1	57.4	27.7	48.8

Table 4. These results suggest that the efficiency improvements of SPEC-RL do not rely on a particular training distribution.

#### A.6 IMPACT OF TRAINING SET SIZE ON ACCELERATION

Since SPEC-RL accelerates training by reusing cached rollouts from the previous epoch, acceleration can only take effect starting from the second epoch. To study how dataset size influences this effect, we vary the training set size to 2K, 3K, 4K, 5K, and 6K samples, and train Qwen-3-1.7B-Base with GRPO. Figure 11 reports the rollout time across training steps.

We observe that smaller datasets lead to earlier reuse opportunities, since epochs finish more quickly and the second epoch arrives sooner. For example, with 2K samples, the rollout time drops sharply after step 3, whereas with 6K samples, the reduction is delayed until later steps. Across all settings, rollout time decreases steadily once reuse begins, with larger speedups achieved as training progresses. The markers in the figure denote the first reuse points (the first step of epoch 2), where SPEC-RL begins to take effect. This analysis confirms that the efficiency gains of SPEC-RL depend not only on algorithm and model choice, but also on the dataset size, which determines how soon reuse can be activated during training.

#### A.7 RANDOM REUSE RESULTS

For completeness, we also report the full training trajectories of the Random Reuse baseline on Qwen-3-1.7B-Base, trained with GRPO on DeepMath-6K. Table 16 interleaves results of GRPO and Random Reuse every 10 training steps, providing a step-wise view of rollout efficiency and accuracy. While Table 2 summarizes the overall comparison, these detailed results illustrate how Random Reuse accelerates rollouts but produces unstable performance over the course of training.

#### A.8 FULL LENIENCE ABLATION RESULTS

For completeness, we provide the step-level results corresponding to the lenience ablation in Section 4.3. While Table 3 reports only the final-step outcomes for comparison across different lenience values, we include detailed intermediate results every 10 training steps here. These tables document how rollout efficiency and accuracy evolve throughout training under various lenience settings ( $\ell = 1, e^{0.2}, e^{0.5}, e^{0.8}, e^{1.0}, e^{2.0}$ , and  $\ell \rightarrow \infty$ ), complementing the aggregated trends shown in Table 3.

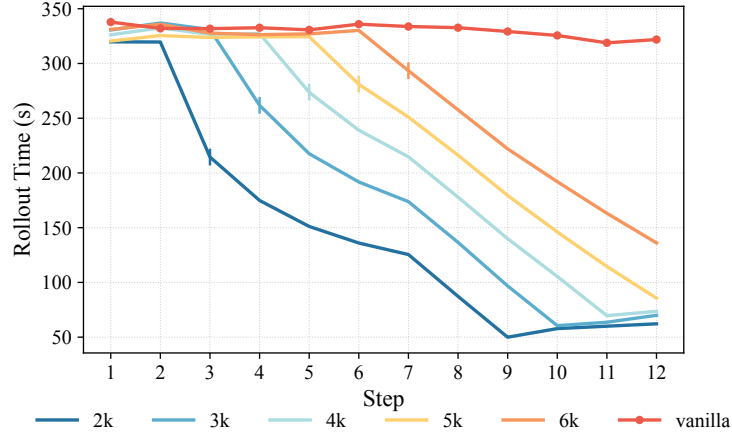


Figure 11: Rollout time under different training set sizes (2K–6K) with GRPO on Qwen-3-1.7B-Base. Markers highlight the first reuse points at the start of epoch 2, when SPEC-RL begins to accelerate rollouts.

Table 16: Intermediate training results of Qwen-3-1.7B-Base on DeepMath-6K with GRPO and Random Reuse. We report rollout efficiency and accuracy every 10 training steps, with GRPO and its Random Reuse variant interleaved.

Algorithm	Step	Rollout Efficiency		Math Reasoning					OOD		AVG
		Tokens (M)	Speedup	AMC23	GSM8K	MATH 500	Minerva Math	Olympiad Bench	MMLU STEM	IFEval	
Base Model	0	-	-	22.5	59.1	45.0	12.5	16.7	39.3	17.9	30.4
GRPO	10	65.8	1.00×	37.5	74.0	54.0	18.8	22.8	43.9	20.3	38.8
↔ + Random Reuse	10	58.0	1.11×	37.5	74.1	57.8	21.0	21.0	42.9	22.0	39.5
GRPO	20	127.4	1.00×	27.5	78.2	57.8	25.4	24.7	45.5	20.3	39.9
↔ + Random Reuse	20	98.9	1.43×	25.0	77.6	59.4	24.6	24.1	46.0	25.9	40.4
GRPO	30	187.7	1.00×	37.5	80.1	60.4	22.4	25.0	47.9	20.9	42.0
↔ + Random Reuse	30	134.1	1.61×	35.0	78.9	63.2	26.8	24.9	50.6	29.2	44.1
GRPO	40	248.3	1.00×	32.5	79.9	65.0	23.5	24.7	50.7	21.3	42.5
↔ + Random Reuse	40	165.4	1.75×	40.0	80.9	64.0	26.1	28.4	56.8	27.7	46.3
GRPO	50	309.1	1.00×	35.0	81.2	64.2	25.7	24.6	53.7	25.1	44.2
↔ + Random Reuse	50	194.1	1.89×	35.0	81.0	63.2	27.9	27.0	57.7	25.7	45.4
GRPO	60	370.4	1.00×	35.0	81.3	63.6	28.3	26.7	56.0	24.0	45.0
↔ + Random Reuse	60	221.8	2.03×	22.5	80.2	64.2	24.6	25.9	59.2	26.1	43.2
GRPO	70	431.9	1.00×	42.5	82.3	61.8	26.5	28.1	55.5	26.2	46.1
↔ + Random Reuse	70	249.6	2.14×	32.5	80.7	63.2	27.2	26.1	60.9	25.5	45.2
GRPO	80	493.5	1.00×	25.0	82.0	64.4	24.3	26.4	59.4	25.0	43.8
↔ + Random Reuse	80	277.5	2.25×	25.0	78.7	57.0	21.7	22.7	44.6	22.4	38.9
GRPO	90	554.8	1.00×	42.5	82.6	64.4	26.5	25.5	60.7	24.4	46.7
↔ + Random Reuse	90	304.5	2.35×	37.5	80.0	60.4	21.7	25.3	53.1	24.0	43.1

Table 17: Intermediate training results of Qwen-3-1.7B-Base on DeepMath-6K with GRPO and SPEC-RL at lenience  $\ell = 1$ . We report rollout efficiency and accuracy every 10 training steps, illustrating the progression of model performance during training.

Algorithm	Step	Rollout Efficiency		Math Reasoning					OOD		AVG
		Tokens (M)	Speedup	AMC23	GSM8K	MATH 500	Minerva Math	Olympiad Bench	MMLU STEM	IFEval	
Base Model	0	-	-	22.5	59.1	45.0	12.5	16.7	39.3	17.9	30.4
GRPO	10	65.8	1.00×	37.5	74.0	54.0	18.8	22.8	43.9	20.3	38.8
$\hookrightarrow$ + SPEC-RL $\ell = 1$	10	63.5	1.03×	30.0	74.8	55.2	20.2	21.2	44.5	18.9	37.8
GRPO	20	127.4	1.00×	27.5	78.2	57.8	25.4	24.7	45.5	20.3	39.9
$\hookrightarrow$ + SPEC-RL $\ell = 1$	20	118.3	1.05×	35.0	78.2	61.6	25.4	22.4	45.1	22.9	41.5
GRPO	30	187.7	1.00×	37.5	80.1	60.4	22.4	25.0	47.9	20.9	42.0
$\hookrightarrow$ + SPEC-RL $\ell = 1$	30	168.0	1.07×	20.0	79.5	61.2	25.0	25.0	49.9	23.7	40.6
GRPO	40	248.3	1.00×	32.5	79.9	65.0	23.5	24.7	50.7	21.3	42.5
$\hookrightarrow$ + SPEC-RL $\ell = 1$	40	213.5	1.11×	40.0	80.2	63.0	27.2	24.9	51.7	22.4	44.2
GRPO	50	309.1	1.00×	35.0	81.2	64.2	25.7	24.6	53.7	25.1	44.2
$\hookrightarrow$ + SPEC-RL $\ell = 1$	50	257.0	1.14×	42.5	80.3	63.2	29.0	24.7	54.0	24.4	45.4
GRPO	60	370.4	1.00×	35.0	81.3	63.6	28.3	26.7	56.0	24.0	45.0
$\hookrightarrow$ + SPEC-RL $\ell = 1$	60	298.5	1.17×	42.5	80.2	64.2	26.8	26.7	55.6	23.7	45.7
GRPO	70	431.9	1.00×	42.5	82.3	61.8	26.5	28.1	55.5	26.2	46.1
$\hookrightarrow$ + SPEC-RL $\ell = 1$	70	339.2	1.19×	35.0	81.0	62.6	28.7	28.0	58.0	26.8	45.7
GRPO	80	493.5	1.00×	25.0	82.0	64.4	24.3	26.4	59.4	25.0	43.8
$\hookrightarrow$ + SPEC-RL $\ell = 1$	80	379.7	1.20×	37.5	81.4	67.4	22.8	28.0	60.2	23.7	45.9
GRPO	90	554.8	1.00×	42.5	82.6	64.4	26.5	25.5	60.7	24.4	46.7
$\hookrightarrow$ + SPEC-RL $\ell = 1$	90	419.1	1.22×	40.0	81.8	63.8	28.7	26.5	59.6	25.9	46.6

Table 18: Intermediate training results of Qwen-3-1.7B-Base on DeepMath-6K with GRPO and SPEC-RL at lenience  $\ell = e^{0.2}$ . We report rollout efficiency and accuracy every 10 training steps, illustrating the progression of model performance during training.

Algorithm	Step	Rollout Efficiency		Math Reasoning					OOD		AVG
		Tokens (M)	Speedup	AMC23	GSM8K	MATH 500	Minerva Math	Olympiad Bench	MMLU STEM	IFEval	
Base Model	0	-	-	22.5	59.1	45.0	12.5	16.7	39.3	17.9	30.4
GRPO	10	65.8	1.00×	37.5	74.0	54.0	18.8	22.8	43.9	20.3	38.8
$\hookrightarrow$ + SPEC-RL $\ell = e^{0.2}$	10	53.6	1.19×	32.5	73.2	55.6	19.1	22.1	42.4	20.0	37.8
GRPO	20	127.4	1.00×	27.5	78.2	57.8	25.4	24.7	45.5	20.3	39.9
$\hookrightarrow$ + SPEC-RL $\ell = e^{0.2}$	20	92.7	1.29×	40.0	78.8	60.6	25.4	25.5	46.2	20.0	42.5
GRPO	30	187.7	1.00×	37.5	80.1	60.4	22.4	25.0	47.9	20.9	42.0
$\hookrightarrow$ + SPEC-RL $\ell = e^{0.2}$	30	120.5	1.42×	32.5	79.6	60.8	26.8	27.0	49.5	22.9	42.7
GRPO	40	248.3	1.00×	32.5	79.9	65.0	23.5	24.7	50.7	21.3	42.5
$\hookrightarrow$ + SPEC-RL $\ell = e^{0.2}$	40	143.6	1.54×	32.5	80.3	61.8	28.3	26.4	51.8	22.2	43.3
GRPO	50	309.1	1.00×	35.0	81.2	64.2	25.7	24.6	53.7	25.1	44.2
$\hookrightarrow$ + SPEC-RL $\ell = e^{0.2}$	50	166.1	1.62×	37.5	80.4	65.2	27.6	25.9	54.4	25.5	45.2
GRPO	60	370.4	1.00×	35.0	81.3	63.6	28.3	26.7	56.0	24.0	45.0
$\hookrightarrow$ + SPEC-RL $\ell = e^{0.2}$	60	186.1	1.70×	37.5	81.7	63.6	29.4	25.5	55.0	24.4	45.3
GRPO	70	431.9	1.00×	42.5	82.3	61.8	26.5	28.1	55.5	26.2	46.1
$\hookrightarrow$ + SPEC-RL $\ell = e^{0.2}$	70	206.5	1.77×	42.5	80.4	64.6	27.2	29.5	58.4	25.1	46.8
GRPO	80	493.5	1.00×	25.0	82.0	64.4	24.3	26.4	59.4	25.0	43.8
$\hookrightarrow$ + SPEC-RL $\ell = e^{0.2}$	80	226.3	1.82×	32.5	81.8	63.4	29.4	29.9	57.9	24.0	45.6
GRPO	90	554.8	1.00×	42.5	82.6	64.4	26.5	25.5	60.7	24.4	46.7
$\hookrightarrow$ + SPEC-RL $\ell = e^{0.2}$	90	246.7	1.86×	37.5	83.3	66.4	29.8	29.6	58.5	25.9	47.3

Table 19: Intermediate training results of Qwen-3-1.7B-Base on DeepMath-6K with GRPO and SPEC-RL at lenience  $\ell = e^{0.5}$ . We report rollout efficiency and accuracy every 10 training steps, illustrating the progression of model performance during training.

Algorithm	Step	Rollout Efficiency		Math Reasoning					OOD		AVG
		Tokens (M)	Speedup	AMC23	GSM8K	MATH 500	Minerva Math	Olympiad Bench	MMLU STEM	IFEval	
Base Model	0	-	-	22.5	59.1	45.0	12.5	16.7	39.3	17.9	30.4
GRPO	10	65.8	1.00×	37.5	74.0	54.0	18.8	22.8	43.9	20.3	38.8
$\hookrightarrow$ + SPEC-RL $\ell = e^{0.5}$	10	43.6	1.41×	27.5	75.7	55.8	21.7	21.8	43.0	22.4	38.3
GRPO	20	127.4	1.00×	27.5	78.2	57.8	25.4	24.7	45.5	20.3	39.9
$\hookrightarrow$ + SPEC-RL $\ell = e^{0.5}$	20	67.2	1.66×	30.0	80.0	63.0	25.0	24.6	46.9	22.2	41.7
GRPO	30	187.7	1.00×	37.5	80.1	60.4	22.4	25.0	47.9	20.9	42.0
$\hookrightarrow$ + SPEC-RL $\ell = e^{0.5}$	30	85.1	1.85×	30.0	81.0	64.0	25.4	27.6	51.1	26.2	43.6
GRPO	40	248.3	1.00×	32.5	79.9	65.0	23.5	24.7	50.7	21.3	42.5
$\hookrightarrow$ + SPEC-RL $\ell = e^{0.5}$	40	102.9	1.96×	37.5	80.7	63.8	26.5	26.1	52.2	23.5	44.3
GRPO	50	309.1	1.00×	35.0	81.2	64.2	25.7	24.6	53.7	25.1	44.2
$\hookrightarrow$ + SPEC-RL $\ell = e^{0.5}$	50	119.4	2.06×	32.5	81.1	64.4	28.7	28.0	55.6	27.7	45.4
GRPO	60	370.4	1.00×	35.0	81.3	63.6	28.3	26.7	56.0	24.0	45.0
$\hookrightarrow$ + SPEC-RL $\ell = e^{0.5}$	60	135.1	2.14×	27.5	83.4	66.4	26.5	29.9	54.7	28.8	45.3
GRPO	70	431.9	1.00×	42.5	82.3	61.8	26.5	28.1	55.5	26.2	46.1
$\hookrightarrow$ + SPEC-RL $\ell = e^{0.5}$	70	153.2	2.18×	40.0	82.5	65.4	26.5	29.9	55.6	27.4	46.8
GRPO	80	493.5	1.00×	25.0	82.0	64.4	24.3	26.4	59.4	25.0	43.8
$\hookrightarrow$ + SPEC-RL $\ell = e^{0.5}$	80	168.1	2.24×	45.0	83.7	67.0	29.8	29.6	57.1	28.3	48.6
GRPO	90	554.8	1.00×	42.5	82.6	64.4	26.5	25.5	60.7	24.4	46.7
$\hookrightarrow$ + SPEC-RL $\ell = e^{0.5}$	90	182.7	2.29×	37.5	84.4	68.0	29.4	29.3	58.3	28.8	48.0

Table 20: Intermediate training results of Qwen-3-1.7B-Base on DeepMath-6K with GRPO and SPEC-RL at lenience  $\ell = e^{0.8}$ . We report rollout efficiency and accuracy every 10 training steps, illustrating the progression of model performance during training.

Algorithm	Step	Rollout Efficiency		Math Reasoning					OOD		AVG
		Tokens (M)	Speedup	AMC23	GSM8K	MATH 500	Minerva Math	Olympiad Bench	MMLU STEM	IFEval	
Base Model	0	-	-	22.5	59.1	45.0	12.5	16.7	39.3	17.9	30.4
GRPO	10	65.8	1.00×	37.5	74.0	54.0	18.8	22.8	43.9	20.3	38.8
$\hookrightarrow$ + SPEC-RL $\ell = e^{0.8}$	10	41.9	1.46×	30.0	76.6	57.0	19.9	21.6	44.8	20.1	38.6
GRPO	20	127.4	1.00×	27.5	78.2	57.8	25.4	24.7	45.5	20.3	39.9
$\hookrightarrow$ + SPEC-RL $\ell = e^{0.8}$	20	57.5	1.86×	27.5	80.0	60.0	26.1	24.4	46.2	23.3	41.1
GRPO	30	187.7	1.00×	37.5	80.1	60.4	22.4	25.0	47.9	20.9	42.0
$\hookrightarrow$ + SPEC-RL $\ell = e^{0.8}$	30	70.1	2.12×	37.5	81.6	62.4	28.7	24.0	51.5	27.4	44.7
GRPO	40	248.3	1.00×	32.5	79.9	65.0	23.5	24.7	50.7	21.3	42.5
$\hookrightarrow$ + SPEC-RL $\ell = e^{0.8}$	40	81.8	2.29×	37.5	82.0	63.8	26.8	27.7	53.8	28.5	45.7
GRPO	50	309.1	1.00×	35.0	81.2	64.2	25.7	24.6	53.7	25.1	44.2
$\hookrightarrow$ + SPEC-RL $\ell = e^{0.8}$	50	97.5	2.35×	35.0	81.5	63.4	28.3	26.5	57.0	28.7	45.8
GRPO	60	370.4	1.00×	35.0	81.3	63.6	28.3	26.7	56.0	24.0	45.0
$\hookrightarrow$ + SPEC-RL $\ell = e^{0.8}$	60	110.8	2.43×	47.5	82.2	61.8	26.8	25.8	57.7	25.5	46.8
GRPO	70	431.9	1.00×	42.5	82.3	61.8	26.5	28.1	55.5	26.2	46.1
$\hookrightarrow$ + SPEC-RL $\ell = e^{0.8}$	70	120.0	2.54×	35.0	84.2	62.2	26.8	25.9	58.9	27.9	45.8
GRPO	80	493.5	1.00×	25.0	82.0	64.4	24.3	26.4	59.4	25.0	43.8
$\hookrightarrow$ + SPEC-RL $\ell = e^{0.8}$	80	132.0	2.60×	32.5	84.1	63.6	27.6	26.5	58.4	28.3	45.9
GRPO	90	554.8	1.00×	42.5	82.6	64.4	26.5	25.5	60.7	24.4	46.7
$\hookrightarrow$ + SPEC-RL $\ell = e^{0.8}$	90	144.8	2.64×	37.5	83.5	63.6	27.2	25.0	61.7	26.2	46.4

Table 21: Intermediate training results of Qwen-3-1.7B-Base on DeepMath-6K with GRPO and SPEC-RL at lenience  $\ell = e^{1.0}$ . We report rollout efficiency and accuracy every 10 training steps, illustrating the progression of model performance during training.

Algorithm	Step	Rollout Efficiency		Math Reasoning					OOD		AVG
		Tokens (M)	Speedup	AMC23	GSM8K	MATH 500	Minerva Math	Olympiad Bench	MMLU STEM	IFEval	
Base Model	0	-	-	22.5	59.1	45.0	12.5	16.7	39.3	17.9	30.4
GRPO	10	65.8	1.00×	37.5	74.0	54.0	18.8	22.8	43.9	20.3	38.8
$\hookrightarrow$ + SPEC-RL $\ell = e^{1.0}$	10	41.5	1.46×	25.0	75.7	55.0	17.3	23.3	44.2	18.5	37.0
GRPO	20	127.4	1.00×	27.5	78.2	57.8	25.4	24.7	45.5	20.3	39.9
$\hookrightarrow$ + SPEC-RL $\ell = e^{1.0}$	20	52.6	1.99×	25.0	79.0	60.0	25.0	22.4	46.7	23.1	40.2
GRPO	30	187.7	1.00×	37.5	80.1	60.4	22.4	25.0	47.9	20.9	42.0
$\hookrightarrow$ + SPEC-RL $\ell = e^{1.0}$	30	64.8	2.23×	42.5	80.8	64.4	25.4	27.4	49.9	30.1	45.8
GRPO	40	248.3	1.00×	32.5	79.9	65.0	23.5	24.7	50.7	21.3	42.5
$\hookrightarrow$ + SPEC-RL $\ell = e^{1.0}$	40	73.2	2.46×	32.5	81.3	65.0	24.6	27.7	52.1	27.2	44.3
GRPO	50	309.1	1.00×	35.0	81.2	64.2	25.7	24.6	53.7	25.1	44.2
$\hookrightarrow$ + SPEC-RL $\ell = e^{1.0}$	50	86.6	2.55×	30.0	83.2	62.0	25.0	25.9	53.4	28.7	44.0
GRPO	60	370.4	1.00×	35.0	81.3	63.6	28.3	26.7	56.0	24.0	45.0
$\hookrightarrow$ + SPEC-RL $\ell = e^{1.0}$	60	97.8	2.64×	32.5	84.1	62.0	28.3	27.1	52.9	28.1	45.0
GRPO	70	431.9	1.00×	42.5	82.3	61.8	26.5	28.1	55.5	26.2	46.1
$\hookrightarrow$ + SPEC-RL $\ell = e^{1.0}$	70	107.7	2.72×	35.0	83.0	62.8	25.4	27.0	52.1	27.9	44.7
GRPO	80	493.5	1.00×	25.0	82.0	64.4	24.3	26.4	59.4	25.0	43.8
$\hookrightarrow$ + SPEC-RL $\ell = e^{1.0}$	80	116.6	2.81×	30.0	82.3	63.4	26.1	27.0	54.0	29.0	44.5
GRPO	90	554.8	1.00×	42.5	82.6	64.4	26.5	25.5	60.7	24.4	46.7
$\hookrightarrow$ + SPEC-RL $\ell = e^{1.0}$	90	123.0	2.91×	37.5	83.9	62.4	25.7	24.9	54.8	28.3	45.4

Table 22: Intermediate training results of Qwen-3-1.7B-Base on DeepMath-6K with GRPO and SPEC-RL at lenience  $\ell = e^{2.0}$ . We report rollout efficiency and accuracy every 10 training steps, illustrating the progression of model performance during training.

Algorithm	Step	Rollout Efficiency		Math Reasoning					OOD		AVG
		Tokens (M)	Speedup	AMC23	GSM8K	MATH 500	Minerva Math	Olympiad Bench	MMLU STEM	IFEval	
Base Model	0	-	-	22.5	59.1	45.0	12.5	16.7	39.3	17.9	30.4
GRPO	10	65.8	1.00×	37.5	74.0	54.0	18.8	22.8	43.9	20.3	38.8
$\hookrightarrow$ + SPEC-RL $\ell = e^{2.0}$	10	40.4	1.50×	37.5	75.3	55.4	21.7	21.8	44.0	19.6	39.3
GRPO	20	127.4	1.00×	27.5	78.2	57.8	25.4	24.7	45.5	20.3	39.9
$\hookrightarrow$ + SPEC-RL $\ell = e^{2.0}$	20	43.9	2.24×	25.0	78.9	60.4	28.3	23.7	44.3	25.0	40.8
GRPO	30	187.7	1.00×	37.5	80.1	60.4	22.4	25.0	47.9	20.9	42.0
$\hookrightarrow$ + SPEC-RL $\ell = e^{2.0}$	30	51.2	2.59×	30.0	81.1	61.0	26.1	25.6	49.8	29.2	43.3
GRPO	40	248.3	1.00×	32.5	79.9	65.0	23.5	24.7	50.7	21.3	42.5
$\hookrightarrow$ + SPEC-RL $\ell = e^{2.0}$	40	54.5	2.93×	25.0	80.7	64.0	28.7	26.4	52.5	31.4	44.1
GRPO	50	309.1	1.00×	35.0	81.2	64.2	25.7	24.6	53.7	25.1	44.2
$\hookrightarrow$ + SPEC-RL $\ell = e^{2.0}$	50	60.1	3.14×	37.5	82.1	61.6	25.7	24.1	52.4	29.2	44.7
GRPO	60	370.4	1.00×	35.0	81.3	63.6	28.3	26.7	56.0	24.0	45.0
$\hookrightarrow$ + SPEC-RL $\ell = e^{2.0}$	60	67.2	3.24×	32.5	83.5	57.8	25.0	24.3	54.6	31.4	44.2
GRPO	70	431.9	1.00×	42.5	82.3	61.8	26.5	28.1	55.5	26.2	46.1
$\hookrightarrow$ + SPEC-RL $\ell = e^{2.0}$	70	76.8	3.28×	22.5	82.4	57.4	21.7	23.7	52.5	28.7	41.3
GRPO	80	493.5	1.00×	25.0	82.0	64.4	24.3	26.4	59.4	25.0	43.8
$\hookrightarrow$ + SPEC-RL $\ell = e^{2.0}$	80	90.5	3.24×	27.5	81.3	57.4	19.5	23.4	54.8	30.3	42.0
GRPO	90	554.8	1.00×	42.5	82.6	64.4	26.5	25.5	60.7	24.4	46.7
$\hookrightarrow$ + SPEC-RL $\ell = e^{2.0}$	90	114.4	3.05×	30.0	80.4	55.0	21.0	21.9	53.5	29.0	41.5



Table 23: Intermediate training results of Qwen-3-1.7B-Base on DeepMath-6K with GRPO and SPEC-RL at lenience  $\ell = \infty$ . We report rollout efficiency and accuracy every 10 training steps, illustrating the progression of model performance during training.

Algorithm	Step	Rollout Efficiency		Math Reasoning					OOD		AVG
		Tokens (M)	Speedup	AMC23	GSM8K	MATH 500	Minerva Math	Olympiad Bench	MMLU STEM	IFEval	
Base Model	0	-	-	22.5	59.1	45.0	12.5	16.7	39.3	17.9	30.4
GRPO	10	65.8	1.00×	37.5	74.0	54.0	18.8	22.8	43.9	20.3	38.8
↪ + SPEC-RL $\ell = \infty$	10	40.0	1.75×	17.5	71.7	53.8	16.9	21.6	42.5	20.0	34.9
GRPO	20	127.4	1.00×	27.5	78.2	57.8	25.4	24.7	45.5	20.3	39.9
↪ + SPEC-RL $\ell = \infty$	20	40.0	3.39×	35.0	78.0	56.4	21.0	22.7	44.4	21.4	39.8
GRPO	30	187.7	1.00×	37.5	80.1	60.4	22.4	25.0	47.9	20.9	42.0
↪ + SPEC-RL $\ell = \infty$	30	40.0	5.03×	35.0	76.9	53.2	21.7	21.3	43.0	21.4	38.9
GRPO	40	248.3	1.00×	32.5	79.9	65.0	23.5	24.7	50.7	21.3	42.5
↪ + SPEC-RL $\ell = \infty$	40	40.0	6.65×	32.5	76.7	57.0	17.3	22.4	43.3	22.6	38.8
GRPO	50	309.1	1.00×	35.0	81.2	64.2	25.7	24.6	53.7	25.1	44.2
↪ + SPEC-RL $\ell = \infty$	50	40.0	8.29×	37.5	77.4	57.0	23.2	22.5	43.3	22.7	40.5
GRPO	60	370.4	1.00×	35.0	81.3	63.6	28.3	26.7	56.0	24.0	45.0
↪ + SPEC-RL $\ell = \infty$	60	40.0	9.93×	35.0	77.1	58.8	23.5	22.8	42.6	23.7	40.5
GRPO	70	431.9	1.00×	42.5	82.3	61.8	26.5	28.1	55.5	26.2	46.1
↪ + SPEC-RL $\ell = \infty$	70	40.0	11.56×	35.0	77.9	58.6	23.2	22.4	44.0	20.9	40.3
GRPO	80	493.5	1.00×	25.0	82.0	64.4	24.3	26.4	59.4	25.0	43.8
↪ + SPEC-RL $\ell = \infty$	80	40.0	13.21×	32.5	79.0	60.2	23.9	24.3	42.8	23.3	40.9
GRPO	90	554.8	1.00×	42.5	82.6	64.4	26.5	25.5	60.7	24.4	46.7
↪ + SPEC-RL $\ell = \infty$	90	40.0	14.86×	32.5	78.1	60.4	19.9	23.7	44.1	22.0	40.1

## B CASE STUDY

To provide a more intuitive understanding of how SPEC-RL operates during training, we present several case studies comparing cached rollouts from previous epochs with newly generated rollouts under the current policy. These examples highlight how speculative prefixes are verified and reused, and how continuation is triggered once a rejection occurs. They also illustrate typical scenarios where SPEC-RL improves efficiency by avoiding redundant generation, while still correcting erroneous reasoning steps when necessary. Representative cases are shown in Figures 12, 13, 14, and 15.

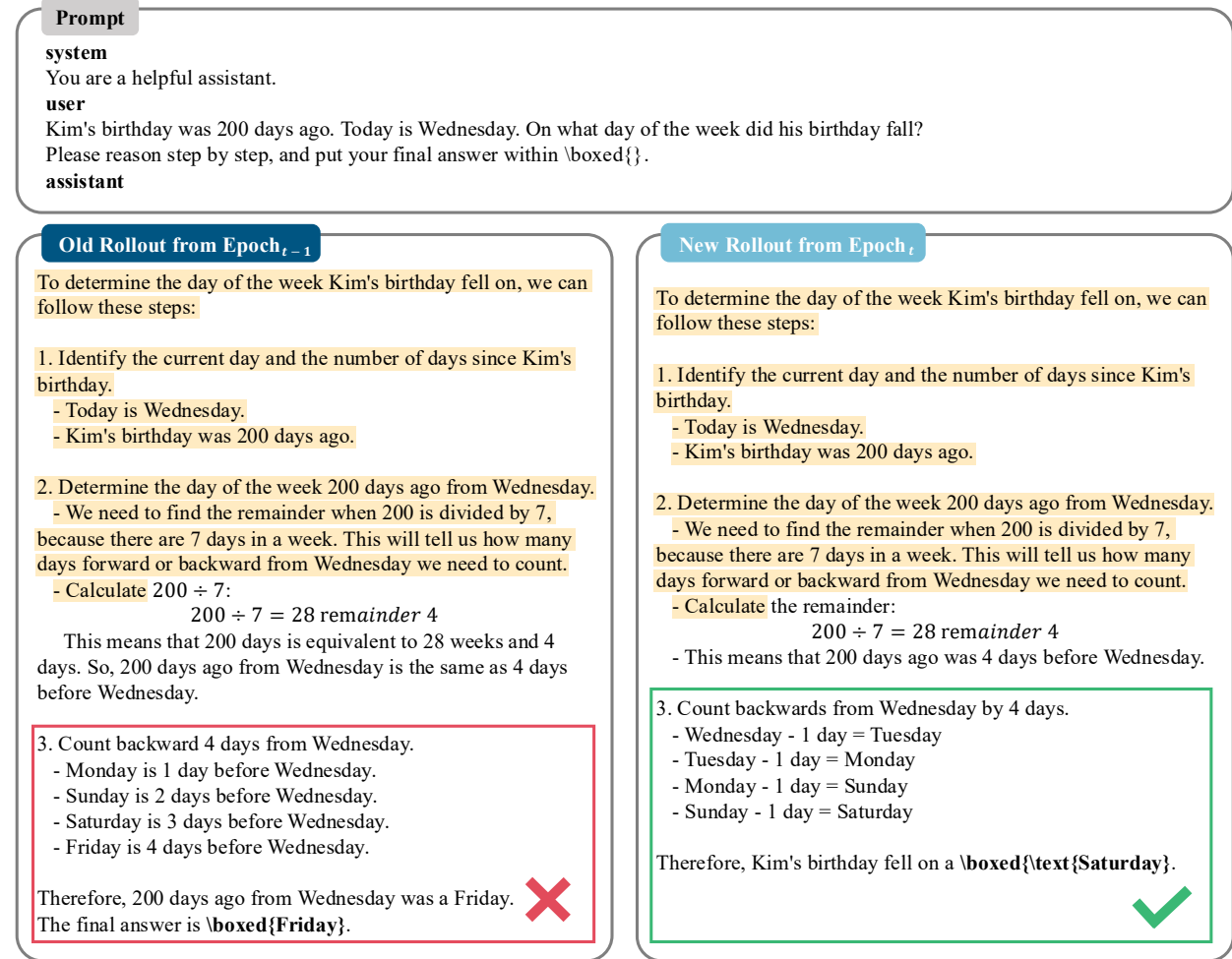


Figure 12: Case study comparing rollouts from previous and current training steps. The prompt denotes the model input. The old rollout and new rollout are generated by the respective model from corresponding epochs. Tokens highlighted in yellow indicate the verified speculative prefix. The red box marks incorrect reasoning steps, whereas the green box highlights correct reasoning steps.

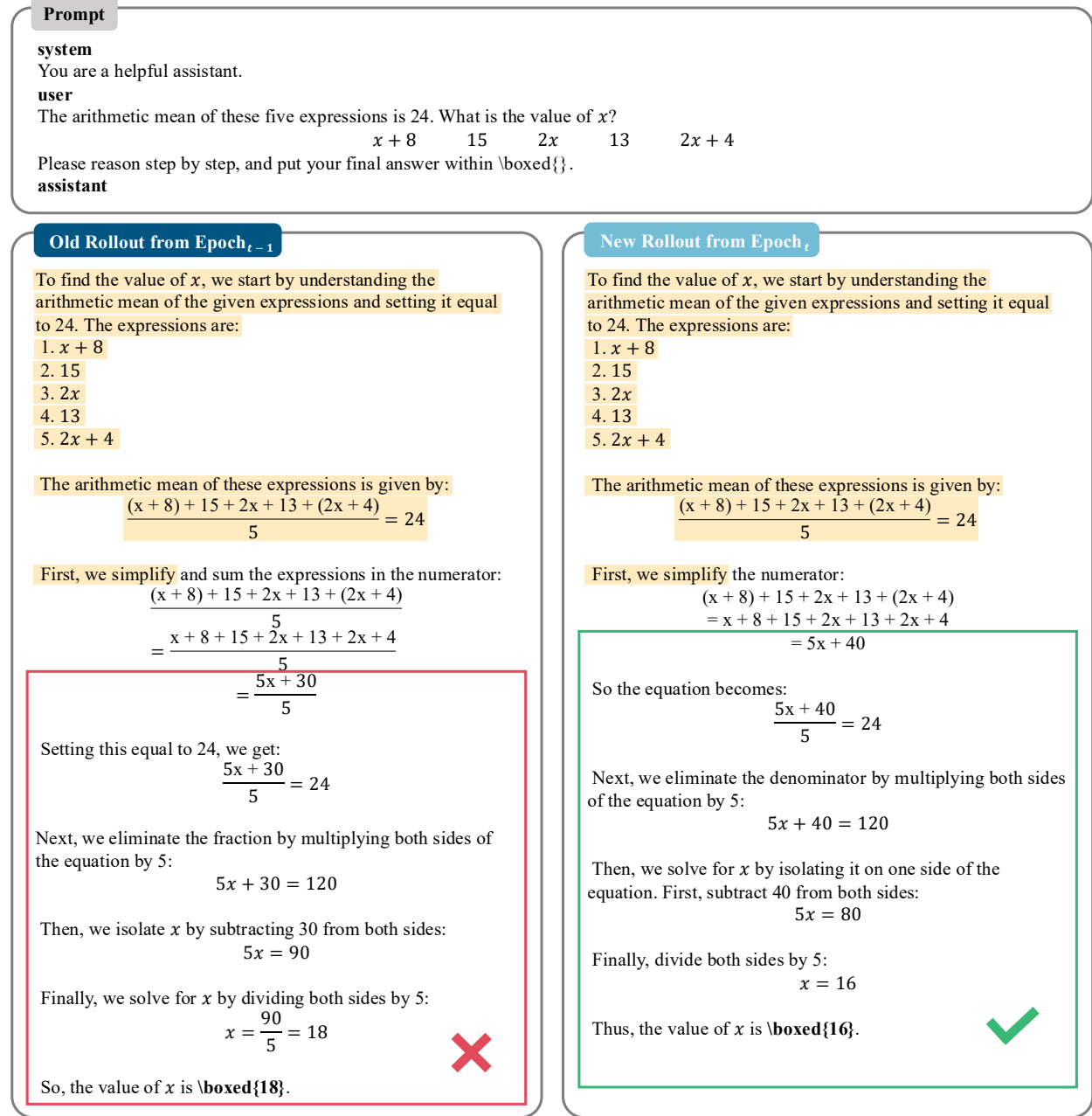


Figure 13: Case study comparing rollouts from previous and current training steps. The prompt denotes the model input. The old rollout and new rollout are generated by the respective model from corresponding epochs. Tokens highlighted in yellow indicate the verified prefix. The red box marks incorrect reasoning steps, whereas the green box highlights correct reasoning steps.

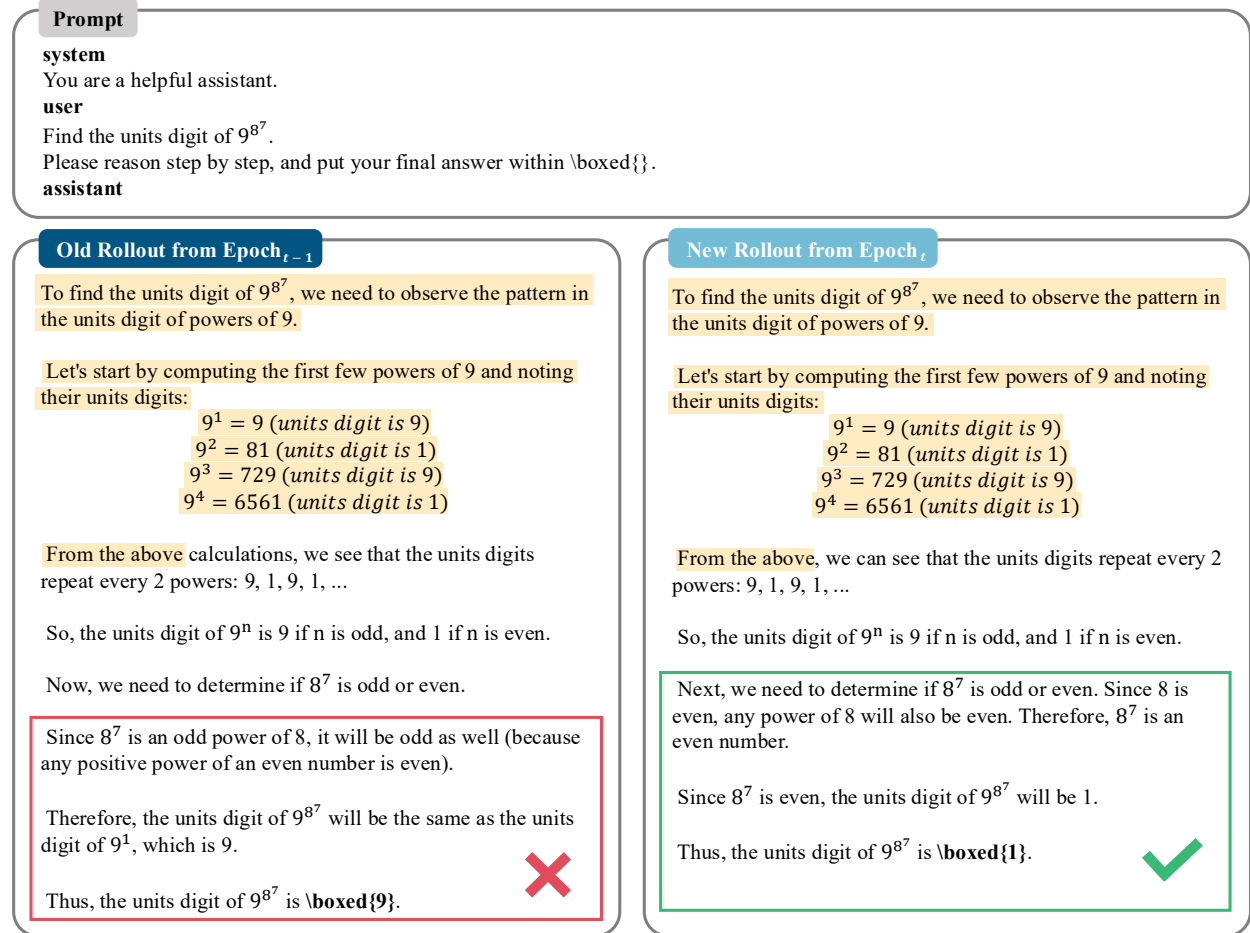


Figure 14: Case study comparing rollouts from previous and current training steps. The prompt denotes the model input. The old rollout and new rollout are generated by the respective model from corresponding epochs. Tokens highlighted in yellow indicate the verified speculative prefix. The red box marks incorrect reasoning steps, whereas the green box highlights correct reasoning steps.

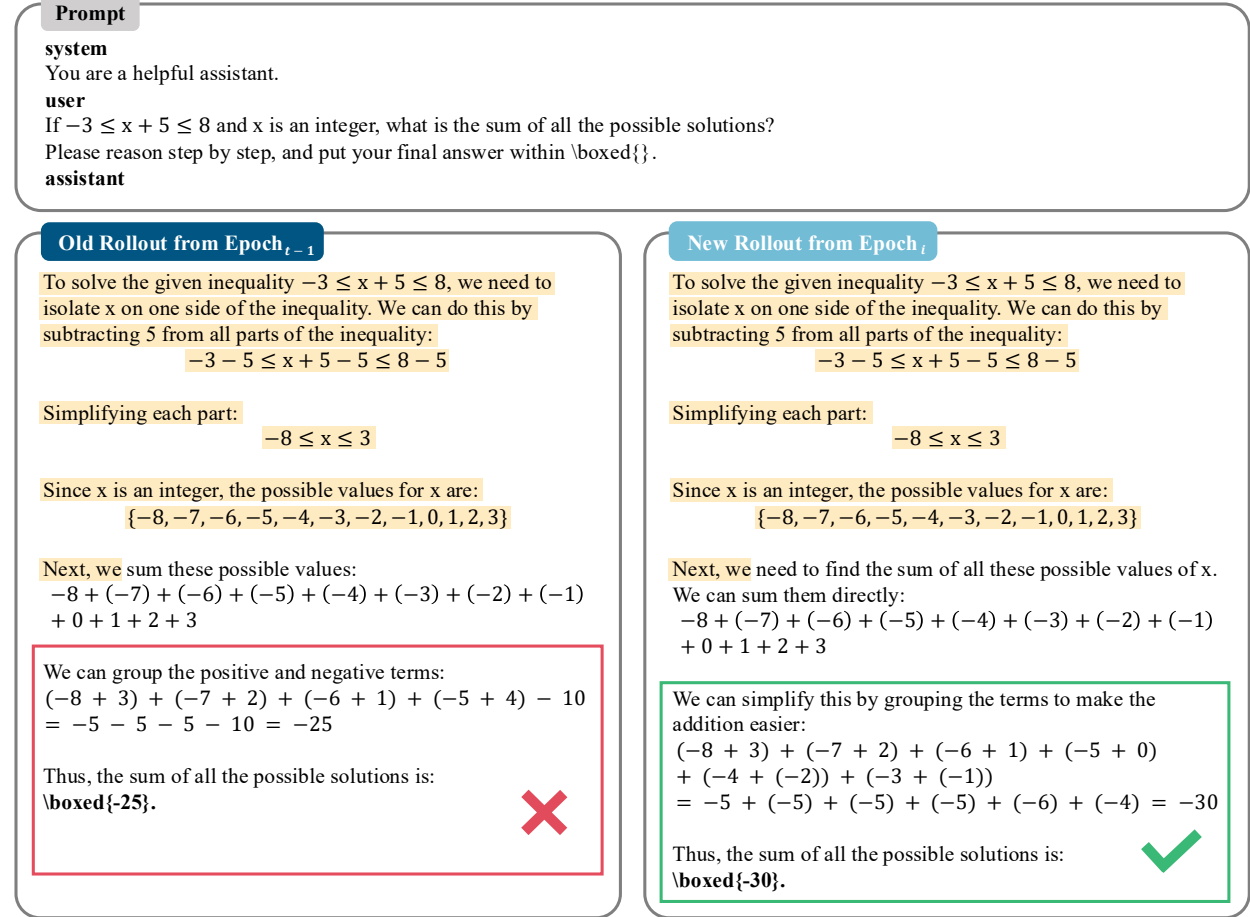


Figure 15: Case study comparing rollouts from previous and current training steps. The prompt denotes the model input. The old rollout and new rollout are generated by the respective model from corresponding epochs. Tokens highlighted in yellow indicate the verified speculative prefix. The red box marks incorrect reasoning steps, whereas the green box highlights correct reasoning steps.