

# SYSMOBENCH: EVALUATING AI ON FORMALLY MODELING COMPLEX REAL-WORLD SYSTEMS

Qian Cheng<sup>♣</sup> Ruize Tang<sup>♡</sup> Emilie Ma<sup>♣</sup> Finn Hackett<sup>♣</sup> Peiyang He<sup>♣</sup>  
 Yiming Su<sup>◇</sup> Ivan Beschastnikh<sup>♣</sup> Yu Huang<sup>♣</sup> Xiaoxing Ma<sup>♣</sup> Tianyin Xu<sup>◇</sup>  
<sup>♣</sup>Nanjing University, {cq, peiyang\_he}@smail.nju.edu.cn, {xxm, yuhuang}@nju.edu.cn  
<sup>♡</sup>Unaffiliated, tangruize97@gmail.com  
<sup>♣</sup>University of British Columbia, contact@emilie.ma, {fhackett, bestchai}@cs.ubc.ca  
<sup>◇</sup>University of Illinois Urbana-Champaign, {yiming34, tyxu}@illinois.edu

## ABSTRACT

Formal models are essential to specifying large, complex computer systems and verifying their correctness, but are notoriously expensive to write and maintain. Recent advances in generative AI show promise in generating certain forms of specifications. However, existing work mostly targets small code, not complete systems. It is unclear whether AI can deal with realistic system artifacts, as this requires abstracting their complex behavioral properties into formal models. We present SYSMOBENCH, a benchmark that evaluates AI’s ability to formally model large, complex systems. We focus on concurrent and distributed systems, which are keystones of today’s critical computing infrastructures, encompassing operating systems and cloud infrastructure. We use  $TLA^+$ , the *de facto* specification language for concurrent and distributed systems, though the benchmark can be extended to other specification languages. We address the primary challenge of evaluating AI-generated models by automating metrics like syntactic and runtime correctness, conformance to system code, and invariant correctness. SYSMOBENCH currently includes nine diverse system artifacts: the Raft implementation of Etcd and Redis, the Spinlock and Mutex in Asterinas OS, etc.; more artifacts are being actively added. SYSMOBENCH enables us to understand the capabilities and limitations of today’s LLMs and agents, putting tools in this area on a firm footing and opening up promising new research directions.

## 1 INTRODUCTION

Formal models are essential to specifying computer systems and reasoning about their correctness. They provide a mathematical foundation to document and verify the *design* of complex systems, such as distributed protocols and concurrent algorithms (Lamport, 2002; Tasiran et al., 2003; Newcombe et al., 2015; Hackett et al., 2023b). Recently, formal models are used to describe system *implementations*—system code that runs on user devices and in production environments. Such models, which we refer to as *system models*, enable verification of system code via comprehensive testing and model checking (Bornholt et al., 2021; Tang et al., 2024; Ouyang et al., 2025; Tang et al., 2025). For example, system models of Apache ZooKeeper (a distributed coordination system) were used to detect deep bugs that violate system safety and verify their fixes (Ouyang et al., 2025).

However, system models are notoriously expensive to write and maintain. Different from protocols and algorithms, system code contains low-level details, is more complex, and constantly evolves. Hence, synthesis of system models is an open challenge (e.g., TLAi+ Challenge (2025)).

Recent advances in generative AI, represented by large language models (LLMs) and agentic techniques, show promise in generating function-level specifications, in the form of pre- and post-conditions (Rego et al., 2025; Cao et al., 2025; Xie et al., 2025; Chakraborty et al., 2025; Ma et al., 2025). It indicates that AI techniques can capture certain behaviors of software programs. However, it is unclear whether AI could effectively model a complex system, which requires altogether different capabilities than the synthesis of pre- and post-conditions of a function. Modeling a system requires the AI to understand the system design (e.g., the underlying protocols and algorithms), rea-

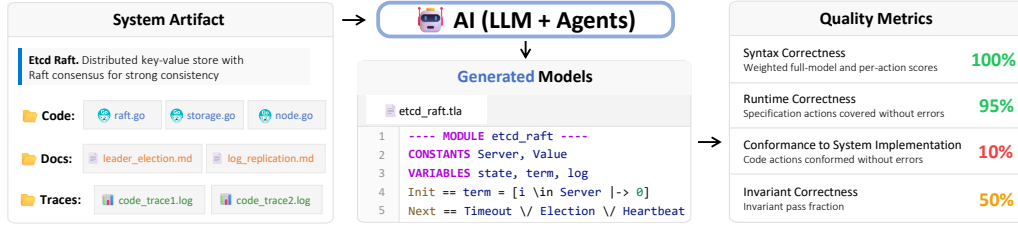


Figure 1: SYSMOBENCH sources its tasks from real-world systems (e.g., Etcd Raft in the figure). It automatically evaluates the system models in TLA<sup>+</sup> generated by AI with different metrics.

soning about safety and liveness under unexpected faults and external events, and abstracting system behavior into an executable program. It is unclear to what extent AI has such capabilities.

In this paper, we present SYSMOBENCH, a benchmark to evaluate AI’s ability to formally model complex systems. We target all forms of generative AI, including LLMs and agentic techniques. We focus on *concurrent and distributed systems*, which are especially difficult to model. They also underpin today’s critical computing infrastructure, which includes operating systems and cloud computing. We use TLA<sup>+</sup>, the *de facto* specification language for concurrent and distributed systems; extending SYSMOBENCH to other languages such as P (Desai et al., 2013) and SPIN (Holzmann, 1997) is straightforward. The key challenge of SYSMOBENCH is to *automatically* evaluate AI-generated models—how can we tell if a system model is of high quality? We did not find any directly applicable metrics in use by existing work on TLA<sup>+</sup> specification generation. For example, Cao et al. (2025) only check if the generated TLA<sup>+</sup> specification can be run by the TLC model checker (Yu et al., 1999). But, successfully running TLC is not an indicator of whether the model correctly describes the system. One approach is to evaluate AI-generated pre-/post-conditions (Rego et al., 2025; Ma et al., 2024) against human-written reference specifications. However, such a comparison can be brittle, and real-world systems rarely have such low-level specifications. Writing a system model remains a highly challenging expert task that requires months of effort.

A key contribution of our benchmark is quality metrics that can be *automatically* checked:

- **Syntax correctness.** We statically check whether the generated system model uses valid TLA<sup>+</sup> syntax using the SANY Syntactic Analyzer.
- **Runtime correctness.** We check how much of the generated TLA<sup>+</sup> can be executed using the TLC model checker (Yu et al., 1999), which is a proxy for logical self-consistency.
- **Conformance.** We measure whether the model conforms to the system implementation via trace validation (Cirstea et al., 2024; Tang et al., 2025; Hackett & Beschastnikh, 2025).
- **Invariant correctness.** We model-check the system model against system-specific invariants that reflect the system’s safety and liveness properties.

SYSMOBENCH currently includes a diverse set of nine real-world artifacts, including distributed consensus systems like Etcd and Redis, and concurrent systems such as spinlock and mutex from Asterinas OS. We also include system artifacts synthesized by PGo (Hackett et al., 2023a) to evaluate AI’s ability to comprehend *generated* system code. More system artifacts are actively being added to SYSMOBENCH.

SYSMOBENCH enables us to understand the capabilities and limitations of AI in modeling real-world systems by evaluating different agent designs with various AI models. State-of-the-art LLMs show good performance in modeling small system artifacts such as a spinlock implementation. On the other hand, these LLMs show limited ability in comprehending and abstracting large, complex systems such as a Raft implementation (Ongaro & Ousterhout, 2014). Overall, we believe that SYSMOBENCH can spur innovative AI approaches in the context of formal system models, similar to the role of SWE-bench (Jimenez et al., 2024) in software engineering.

Here is a snapshot of SYSMOBENCH: <https://anonymous.4open.science/r/SysMoBench-BA9F/>.

## 2 BACKGROUND

SYSMOBENCH focuses on formal models written in TLA<sup>+</sup> (Lamport, 2002), a widely used language for specifying and verifying concurrent and distributed systems (Brooker, 2024; Newcombe et al., 2015; Davis et al., 2020; Ouyang et al., 2025; Hackett et al., 2023b; Tang et al., 2025; Hackett et al., 2023a; Cirstea et al., 2024; Howard et al., 2025). A TLA<sup>+</sup> model specifies system behaviors as a collection of state variables, an initial predicate that defines their initial values, a next-state relation that determines state transitions, and temporal properties that specify correctness requirements. The next-state relation is expressed as multiple actions, each describing an atomic state update of all variables. TLA<sup>+</sup> models can be verified using explicit-state model checking via TLC (Yu et al., 1999), symbolic model checking via Apalache (Konnov et al., 2019), and deductive verification via the TLA<sup>+</sup> Proof System (Chaudhuri et al., 2010). In SYSMOBENCH, we primarily use TLC, the most widely used TLA<sup>+</sup> tool that systematically explores all reachable states of a system model to ensure that properties hold over the entire state space.

```

1 pub struct SpinLock<T> { lock: AtomicBool }
2 pub struct SpinLockGuard<T, R: SpinLock<T>> {
3   guard: R,
4 }
5 impl<T> SpinLock<T> {
6   pub const fn new(val: T) -> Self {
7     SpinLock { lock: AtomicBool::new(false) }
8   }
9   pub fn lock(&self) -> SpinLockGuard<T> {
10    self.acquire_lock();
11    SpinLockGuard { guard: self }
12  }
13  fn acquire_lock(&self) {
14    while !self.try_acquire_lock() {}
15  }
16  fn try_acquire_lock(&self) -> bool {
17    self.lock.compare_exchange(false, true)
18      .is_ok()
19  }
20  fn release_lock(&self) { // on guard drop
21    self.lock.store(false);
22  }
23 }

1 CONSTANTS Threads
2 VARIABLES lock_state, pc
3 Init ==
4   lock_state = FALSE /\ pc = [t \in Threads -> "idle"]
5 StartLock(t) ==
6   /\ pc[t] = "idle"
7   /\ pc' = [pc EXCEPT ![t] = "trying.blocking"]
8   /\ lock_state' = lock_state
9 Acquire(t) ==
10  /\ pc[t] \in {"trying.blocking", "spinning"}
11  /\ IF lock_state = FALSE
12     THEN /\ lock_state' = TRUE
13           /\ pc' = [pc EXCEPT ![t] = "locked"]
14     ELSE /\ pc' = [pc EXCEPT ![t] = "spinning"]
15           /\ lock_state' = lock_state
16 Unlock(t) ==
17   /\ pc[t] = "locked"
18   /\ lock_state' = FALSE
19   /\ pc' = [pc EXCEPT ![t] = "idle"]
20 Next == \E t \in Threads:
21   StartLock(t) \vee Acquire(t) \vee Unlock(t)
22 MutualExclusion ==
23   Cardinality({t \in Threads : pc[t] = "locked"}) <= 1

```

Figure 2: Simplified code that implements a spinlock in Asterinas (left) and an AI-generated TLA<sup>+</sup> model (right). A spinlock represents the simplest system in SYSMOBENCH.

Figure 2 shows simplified code that implements a spinlock in the Asterinas operating system (Peng et al., 2025) and the corresponding TLA<sup>+</sup> model that describes the code. The TLA<sup>+</sup> model is generated by the AI agent we evaluate in §5. The model defines constants such as `Threads` (line 1) and system-state variables such as `lock_state` and `pc` (line 2). The initial state `Init` (line 3) assigns initial values to all variables. Three actions are defined (lines 5–19)—`StartLock`, `Acquire`, and `Unlock`—corresponding to the code logic, where `Acquire` combines the logic of `acquire_lock` and `try_acquire_lock`. Each action is enabled by certain conditions, e.g., `StartLock` is enabled when a thread’s `pc` is “idle”; it then assigns next-state values to all variables.

To model the spinlock implementation, the AI must first understand the behavior of each function. Next, it must decide how to represent the system. This involves introducing variables, such as auxiliary ones like `pc`, and defining atomic actions that preserve concurrency semantics. Finally, the AI must specify correctness properties. For example, mutual exclusion (line 22) requires that in every state, at most one thread can be in the “locked” state.

Note that SYSMOBENCH concerns formal models of system implementations, or *system specifications* in the TLA<sup>+</sup> and formal method literature. As a specification, a system model enables verification of system code, but does not necessarily capture requirements of the design (Stoica et al., 2024). SYSMOBENCH does not target other forms of specifications, such as formal proofs (Chen et al., 2025) or function-level pre- and post-conditions (Ma et al., 2025).

### 3 SYSMOBENCH

SYSMOBENCH is a benchmark that uses real-world distributed and concurrent system artifacts to evaluate AI’s ability to formally model systems. Table 1 lists the systems that have been integrated in SYSMOBENCH; we are actively adding more system artifacts (§3.3).

Table 1: System artifacts that have been integrated in the SYSMOBENCH; “TLA<sup>+</sup> LoC” refers to the AI-generated TLA<sup>+</sup> models presented in our evaluation results (§5).

System	Type	Desc.	Source Lang.	Source LoC	TLA <sup>+</sup> LoC
<a href="#">Asterinas Spinlock</a>	Concurrent	Synchronization	Rust	213	151
<a href="#">Asterinas Mutex</a>	Concurrent	Synchronization	Rust	186	219
<a href="#">Asterinas Rwmutex</a>	Concurrent	Synchronization	Rust	395	250
<a href="#">Etd Raft</a>	Distributed	Consensus (Raft)	Go	2,159	385
<a href="#">Redis Raft</a>	Distributed	Consensus (Raft)	C	2,394	349
<a href="#">Xline CURP</a>	Distributed	Replication (CURP)	Rust	4,064	100
<a href="#">PGo dqueue</a>	Distributed	Distributed Queue	Go	175	75
<a href="#">PGo locksvc</a>	Distributed	Lock Server	Go	281	93
<a href="#">PGo raftkvs</a>	Distributed	Consensus (Raft)	Go	3,163	508

#### 3.1 TASK FORMULATION

A SYSMOBENCH task is to generate a system model for a given system artifact (Table 1). SYSMOBENCH does not concern how the system model is generated. It can be generated by prompting LLMs directly, with few-shot learning, or with agentic techniques that invoke external tools (we evaluate both in §5). Since system artifacts in SYSMOBENCH are real-world system projects, one can feed various data sources to the LLMs/agents, such as source code, documents, and runtime traces. The task mirrors real-world modeling workflows of human engineers.

Each task specifies the granularities at which to model the target system’s essential behavioral properties and state transitions. An overly high-level model has little utility, because it cannot describe important system behavior. The model granularity will be checked during conformance testing (§3.2.3). In the spinlock example (Figure 2), the task specifies the required granularities by listing mandatory actions and explicitly excluded behavior, as follows:

**Mandatory core actions that must be modeled:**

- The model must specify lock() and unlock() actions.
- Atomic compare.exchange operation on the lock variable.
- Spinning when the lock is contended.

**Actions that should be excluded from the model:**

- RAII guard implementation details.
- Non-core details (e.g., debug formatting and trait implementation).

Besides, the task also requires generating a TLC configuration as a part of the model.

#### 3.2 METRICS AND THEIR MEASUREMENT

Key contributions of SYSMOBENCH are to (1) define metrics that can fairly measure the quality of AI-generated TLA<sup>+</sup> models, and (2) design practical techniques to automate metric measurements. SYSMOBENCH does not rely on human evaluation which is slow and hard to scale, especially for complex real-world systems. We do not consider LLM-as-a-judge approaches, as we find these unreliable and difficult to interpret.

SYSMOBENCH includes four metrics that evaluate an input TLA<sup>+</sup> model on syntax (§3.2.1), runtime correctness (§3.2.2), conformance to system code (§3.2.3), and invariant correctness (§3.2.4). The metrics are not independent, as a model with syntax errors cannot be evaluated for other metrics. An executable model is evaluated for both conformance and invariant correctness. We design *partial*

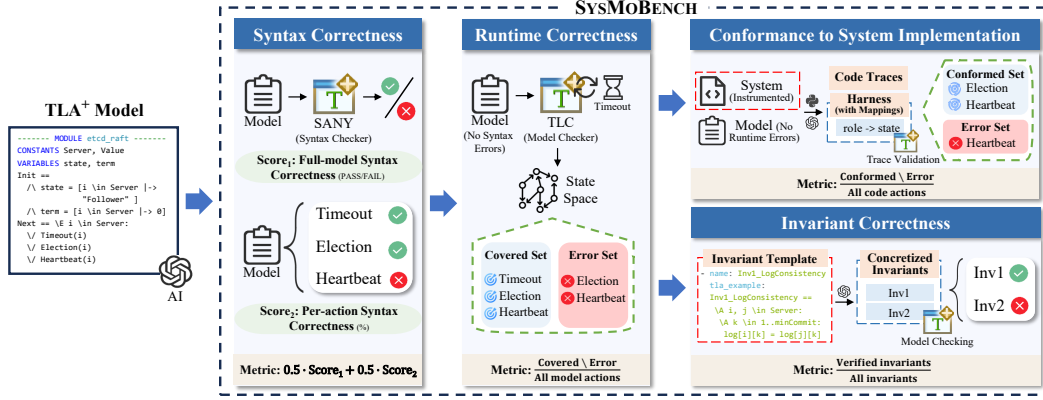


Figure 3: Metrics and evaluation workflow of SYSMOBENCH. The red dashed boxes denote inputs provided by the system artifact: instrumented system for code traces and required invariants.

scoring schemes for every metric and normalize the results to a percentage value, making them easy to interpret. Figure 3 illustrates the metrics and the benchmark evaluation workflow. Appendix A discusses alternative metrics.

### 3.2.1 SYNTAX CORRECTNESS

SYSMOBENCH uses the TLA<sup>+</sup> SANY Syntactic Analyzer (Lamport, 2002) to check the syntax of the TLA<sup>+</sup> models against TLA<sup>+</sup> grammar rules, operator usage, module structure, etc. Note that SANY checks the entire model specification. If the model specification passes the SANY checks, it earns a full score. However, many AI-generated models fail the SANY check; therefore, we need fine-grained analysis for partial scoring.

SYSMOBENCH offers per-action analysis for partial scoring to measure how many generated actions are erroneous (and thus failed SANY). To do so, it encapsulates each action in the model into a per-action specification by adding necessary dependencies (e.g., constant declarations, variable definitions, etc.). It then uses SANY to check the per-action specification. A partial score  $S$  represents the percentage of correct actions  $n_c$  among the total actions  $n_t$ , i.e.,  $S = \frac{n_c}{n_t}$ . Note that the per-action checks do not account for inter-action dependencies: a model that passes all the per-action checks can still fail. We use a weighted scoring scheme that gives equal weights to per-action correctness and inter-action correctness. A model that passes the overall SANY check earns 100%, while only passing all per-action checks earns 50%.

Note that only system models with 100% syntax scores will be evaluated for other metrics, because models with syntax errors cannot be compiled or executed (which is required by other metrics).

### 3.2.2 RUNTIME CORRECTNESS

For a syntactically correct system model, SYSMOBENCH next evaluates if the model can be executed correctly. To do so, SYSMOBENCH performs bounded model checking and simulation using TLC, and then observes covered actions and runtime errors (if any). This model checking and simulation explores the state space without any invariant checking (see §3.2.4). During this state space exploration, SYSMOBENCH records all covered actions and the actions with runtime errors.

We define a metric  $M_r$  that represents the coverage of actions without runtime errors:  $M_r = \frac{n_r}{n_t}$ , where  $n_r$  is the number of covered actions that did not report errors during state exploration, and  $n_t$  is the total number of actions in the model.

Models with no runtime errors can then be executed to explore state space. Only such models are evaluated for conformance and invariant correctness.

### 3.2.3 CONFORMANCE TO SYSTEM IMPLEMENTATION

For an executable model, SYSMOBENCH evaluates its conformance to the behavior of the system implementation using trace validation (Cirstea et al., 2024). Trace validation checks whether a trace of the system execution corresponds to a path in the model’s state space. SYSMOBENCH supports trace validation mechanisms used by different systems (Tang et al., 2025; Cirstea et al., 2024; Hackett & Beschastnikh, 2025).

Specifically, to collect execution traces, system code is instrumented with logging statements. The instrumentation granularity matches the granularity requirements of the task. If the AI-generated model is coarser than the trace logs, conformance checking could fail; otherwise, we use missing-event inference techniques (Tang et al., 2025) to account for uninstrumented actions.

The key challenge of automatic conformance checking of any AI-generated models is to correctly map the elements in the model to elements in the system execution log. This is because AI will often use names that differ from those in system code. We solve this problem by using a coding LLM (e.g., Claude-Sonnet-4) to (1) extract constants, variables, and actions from the input model and (2) map them to the corresponding elements specified in the task requirement (§3.1).

The use of LLMs for automatic mapping of elements in the model and code may raise reliability concerns. In our experience, state-of-the-art LLMs accomplish the mapping task reliably (§4). This is because (1) the mapping task is simple and well-defined; (2) the generated models are derived from the system artifacts and thus largely follow the naming conventions of the system; and, (3) our trace validation technique (Tang et al., 2025) can tolerate a certain level of missing variables or actions though we have not found such cases so far. A similar use of LLMs for mapping is adopted in TLAI+Bench (2025) (discussed in §6).

During trace validation across all traces, SYSMOBENCH keeps track of code actions that are covered and those code actions that trigger errors. To measure conformance, we define  $M_c$  as the coverage of code actions without conformance errors:  $M_c = \frac{n_c}{n_t}$ , where  $n_c$  is the number of code actions that were covered during validation with no errors, and  $n_t$  is the total number of actions in the instrumented code. We use instrumented code actions instead of model actions because this provides a stable, implementation-grounded granularity that is consistent across different AI-generated models.

### 3.2.4 INVARIANT CORRECTNESS

SYSMOBENCH also evaluates whether AI-generated models always satisfy invariants that describe the expected safety and liveness properties of the system. In principle, if a system model fully conforms to code, violations of these invariants would indicate bugs in system code; in practice, few AI-generated models achieved fine-grained conformance. Table 2 lists the invariants for the spinlock code in Figure 2. These invariants are part of the benchmark defined by the task (§3.3).

Table 2: Example spinlock invariants

Invariants	Description	Type
Mutual exclusion	At most one process can be in the critical section at any time	Safety
Lock consistency	The lock state accurately reflects critical section occupancy	Safety
No deadlock	Not all threads can be stuck spinning simultaneously	Safety
Guard lifecycle	Every thread eventually releases the lock it acquires	Liveness
Eventual release	The system eventually reaches a state where all threads are idle	Liveness

SYSMOBENCH addresses a similar challenge as in §3.2.3: it needs to automatically map the actions, variables, and data structures in the system model to those expressed in the invariants. For this, the invariants in SYSMOBENCH are templates that contain a description of the property, formal definitions, and example TLA<sup>+</sup> invariants. We then use an LLM to translate these templates into model-specific invariants that can be checked against the system model. For example, the following template defines the mutual exclusion invariant in Table 2:

```
- name: "MutualExclusion"
  type: "safety"
```

```
natural_language:"Only one thread can access a shared resource at a time"
formal_description:"No more than one thread in the critical section"
tla_example:MutualExclusion == Cardinality({t \in Threads: pc[t] = "in_cs"}) <= 1
```

SYSMOBENCH prompts the LLM with both the invariant template and the system model and asks it to concretize the template using the model. This mapping is highly structured: the output substitutes the template’s variables and constants with those in the model. For example, the mutual exclusion invariant,  $\text{Cardinality}(\{t \setminus \text{in Threads: status}[t] = \text{"locked"}\}) \leq 1$ , is a concretization of the template by replacing `pc` with `status` and `in_cs` with `locked`. We evaluate the reliability of this LLM-assisted concretization in §4.

The invariants are used by TLC during model checking, and SYSMOBENCH observes whether each invariant is violated. We define a metric  $M_i$  that represents the *fraction of invariants passed*, denoted as  $M_i = \frac{n_i}{n_t}$ , where  $n_i$  is the number of invariants that hold across the explored state space, and  $n_t$  is the total number of invariants defined for the model. Models with a higher  $M_i$  are of higher quality. When combined with runtime and conformance coverage metrics, a higher  $M_i$  increases confidence in the correctness of the input specification.

### 3.3 ADDING NEW SYSTEMS TO SYSMOBENCH

SYSMOBENCH provides an extensible framework to add more real-world system artifacts. To add a new artifact to SYSMOBENCH, one needs to (1) prepare the system artifact (e.g., source code and documents); (2) create a new task that specifies the abstractions and components to model (§3.1); (3) develop invariant template (§3.2.4) that specifies correctness properties (safety and liveness); and (4) provide harness for trace validation by instrumenting system code. In our experience, the effort to add a new system artifact to SYSMOBENCH is manageable. For example, adding Etcd Raft took one SYSMOBENCH author four days; an Xline CURP contributor with no experience of SYSMOBENCH added the system to SYSMOBENCH in four days. Most of the effort is spent on instrumenting the system to collect execution logs for trace validation in order to measure conformance. Unlike other benchmarks (§6), SYSMOBENCH does not require writing reference models; in fact, we hope that some of the AI-generated models can eventually be adopted by real-world system projects.

## 4 EVALUATION SETUP

To evaluate AI’s system modeling abilities, we use three agents powered by LLMs.

- **Basic Modeling Agent.** This agent reflects the LLM’s raw modeling abilities. The agent prompts an LLM with the source code of the system and the task requirement (§3.1). The detailed prompts are documented in Appendix E.
- **Code Translation Agent.** This agent uses an LLM to *translate* system code into an equivalent TLA<sup>+</sup> form. The agent translates code statement by statement (from the source language to TLA<sup>+</sup>), and then organizes the control flows of the translated statements into a TLA<sup>+</sup> model. The agent reflects the capabilities of LLM-based code translation. We adopt the implementation of Specula (2025) as our code translation agent.
- **Trace Learning Agent.** This agent does not use code as input, but tries to learn the system model from system traces. It prompts LLMs with the traces to infer the system model (see Appendix F). This agent reflects the capability of automata learning (Biermann & Feldman, 1972) with LLMs.

We follow HumanEval (Chen et al., 2021) to run each agent five times and evaluate the best output model. The agents can enhance the model with feedback loops (three iterations are allowed) if the generated model cannot pass compilation or has runtime errors. No human intervention is allowed.

We use four different LLMs to power the three agents: Claude-Sonnet-4 (20250514), GPT-5 (20250807), Gemini-2.5-Pro (20250617), and DeepSeek-R1 (20250528). We run the SANY Syntactic Analyzer, TLC model checker, and system code (for conformance checking) on a server with dual AMD EPYC 7642 48-Core Processors and 256GB RAM running Ubuntu 22.04.

**Robustness of LLM-assisted components.** SYSMOBENCH uses LLM-assisted techniques to map elements in an AI-generated TLA<sup>+</sup> model to those in the system logs (§3.2.3), and to concretize

Table 3: Evaluation results of two AI agents on two representative system artifacts. ✓ and ✗ mark whether the model is evaluated in the next phase of measurements (see Figure 3).

(a) Asterinas Spinlock

Agent	LLM	Syntax	Runtime	Conformance	Invariant
Basic Modeling	Claude-Sonnet-4	100.00% ✓	100.00% ✓	100.00%	100.00%
	GPT-5	100.00% ✓	100.00% ✓	80.00%	100.00%
	Gemini-2.5-Pro	100.00% ✓	100.00% ✓	80.00%	85.71%
	DeepSeek-R1	100.00% ✓	100.00% ✓	80.00%	100.00%
Code Translation	Claude-Sonnet-4	100.00% ✓	100.00% ✓	100.00%	100.00%
	GPT-5	100.00% ✓	100.00% ✓	100.00%	85.71%
	Gemini-2.5-Pro	100.00% ✓	100.00% ✓	100.00%	100.00%
	DeepSeek-R1	100.00% ✓	100.00% ✓	100.00%	100.00%

(b) Etd Raft

Agent	LLM	Syntax	Runtime	Conformance	Invariant
Basic Modeling	Claude-Sonnet-4	100.00% ✓	25.00% ✓	7.69%	69.23%
	GPT-5	47.87% ✗	-	-	-
	Gemini-2.5-Pro	50.00% ✗	-	-	-
	DeepSeek-R1	50.00% ✗	-	-	-
Code Translation	Claude-Sonnet-4	100.00% ✓	66.67% ✓	15.38%	92.31%
	GPT-5	100.00% ✓	20.00% ✗	-	-
	Gemini-2.5-Pro	44.44% ✗	-	-	-
	DeepSeek-R1	100.00% ✓	0.00% ✗	-	-

invariant templates (§3.2.4). We inspected the LLM-assisted mapping and concretization, and found the results to be correct. We also conducted an experiment using the “gold model” for Etd Raft and Asterinas spinlock, which are known to be correct. We created 10 models (5 for each system) by changing the names of the variables and actions and tweaking the model’s granularity. The gold models achieve a perfect score on all metrics, empirically validating the quality of our metrics.

## 5 RESULTS

We present evaluation results for the *basic modeling agent* and the *code translation agent* on Asterinas Spinlock and Etd Raft (Table 3). Appendix G contains the complete results for all systems in SYSMOBENCH. We omit the results of the trace learning agent (which fails to pass runtime checks).

**Modeling Capability.** We focus on the results of the basic modeling agent. The basic modeling agent can generate high-quality TLA<sup>+</sup> models for Spinlock, which is among the simplest artifacts in SYSMOBENCH (Table 1), showing certain levels of modeling capability. However, for larger and more complex systems such as the distributed protocol implementations, the basic modeling agent performs poorly. For Etd Raft, only with Claude-Sonnet-4, the modeling agent reaches the conformance and invariant checking, and scores are low. Clearly, the complexity and size of Etd Raft exceed the modeling ability of the LLMs and agents.

For Etd Raft, the basic modeling agents struggle with (1) code verbosity, (2) protocol complexity, and (3) abstraction. Etd Raft has much more code than Spinlock, with low-level utilities (e.g., for debugging) and implementation-specific comments, which often cause agents to lose focus on essential system logic. Moreover, the Raft protocol (Ongaro & Ousterhout, 2014) has more complex logic than a spinlock in terms of ordering and intricate conditions of state transitions. Both (1) and (2) make Etd Raft significantly more challenging for LLMs to comprehend the system artifact. For (3), Etd Raft presents significant abstraction challenges: concepts like distributed logs require nested data structures, demanding LLMs to precisely express them using TLA<sup>+</sup> language constructs.

The basic modeling agents also perform poorly on PGo systems (Appendix G), indicating limited LLM ability to comprehend machine-generated systems. Code in PGo-generated systems is a mix of compiler-generated patterns and a runtime library (Appendix C). The generated code is repetitive,

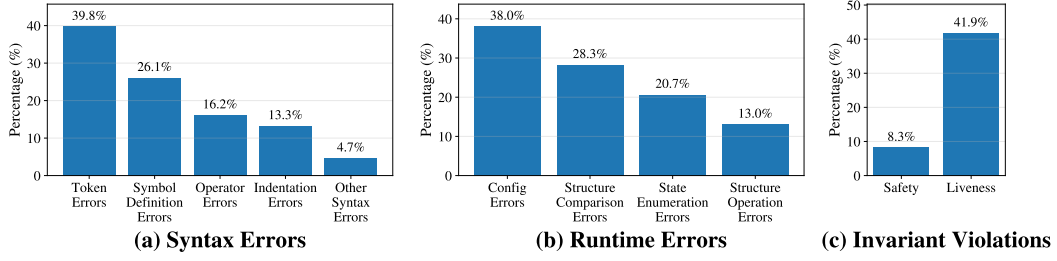


Figure 4: LLM error attribution regarding the SYSMOBENCH metrics in the basic modeling agent. The conformance metric is omitted as it has a single attribution.

and, while it borrows some variable names from the source specification, intermediate variables have synthetic, non-significant names, which provide few semantic clues to an LLM (or a human reader).

**Analysis on Agents.** For complex systems like Etcd Raft, the code translation agent outperforms the basic modeling agent. We believe this is due to the powerful translation abilities of LLMs (Yang et al., 2024b). Specifically, the code translation agent leverages symbolic control-flow analysis to synthesize a  $TLA^+$  model rigorously. The translation approach also prevents LLMs from hallucinating logic by adhering to system code. These results indicate that leveraging LLMs’ code translation abilities can assist in model generation. Finally, we observed that LLMs would sometimes imitate classic  $TLA^+$  models from their training set, missing important system-specific content.

**Analysis on LLMs.** We observe that LLMs constantly introduce syntax errors (Figure 4a), especially GPT-5, Gemini-2.5-Pro, and DeepSeek-R1. For example, DeepSeek-R1 often misuses mathematical symbols (e.g.,  $\cap$ ,  $\forall$ ) instead of ASCII  $TLA^+$  operators. Gemini-2.5-Pro and GPT-5 often mix  $TLA^+$  syntax with those of other programming languages like Python. LLMs also misuse operators with incorrect parameters and produce malformed indentation. Claude-Sonnet-4 outperforms the other LLMs in  $TLA^+$  skills—its generated  $TLA^+$  models tend to have correct syntax.

In terms of runtime errors (Figure 4b), we observe that LLMs frequently generate inconsistent TLC configurations, such as missing constants or mismatched declarations. Misunderstanding of  $TLA^+$  data structures is also a common error, e.g., comparing incompatible types or applying invalid operations (e.g., set operations on records).

For invariants, LLMs violate very different types of invariants—only 8.3% of safety properties are violated while 41.9% of liveness properties were violated (Figure 4c). This indicates the limited ability of LLMs in temporal reasoning. LLMs tend to miss or incorrectly specify fairness assumptions, allowing stuttering behavior with no progress at critical steps.

## 6 RELATED WORK

SYSMOBENCH is the first framework that evaluates generative AI on formally modeling real-world computing systems. There are several benchmarks for evaluating AI (including LLMs and AI agents) on generating function-level pre-/post-conditions and loop invariants (Rego et al., 2025; Xie et al., 2025; Cao et al., 2025; Chakraborty et al., 2025; Ma et al., 2025; Wen et al., 2024). Those benchmarks typically use small programs, such as sample programs in VeriFast that implement data structures (Rego et al., 2025) and LeetCode programs (Ma et al., 2025)). There also exist benchmarks on proof generation for deductive software verification (Yang et al., 2024a) and on verified code generation (Thakur et al., 2025; Ye et al., 2025). None of these benchmarks target complex real-world computing systems as in SYSMOBENCH. Fundamentally, those benchmarks evaluate AI’s abilities of code comprehension and specification, not system modeling. As AI for code is becoming mature, the next step is to capture the frontier of how AI can benefit practical verification of real-world systems. We developed SYSMOBENCH with this motivation in mind.

The arguably most related benchmark is TLAI+Bench (2025) which evaluates AI-generated  $TLA^+$  specifications. Tasks in TLAI+Bench are primarily logic puzzles, and not real-world systems. TLAI+Bench is useful for evaluating AI’s ability in *using* the  $TLA^+$  language, not system comprehension or modeling. Hence, TLAI+Bench and related benchmarks such as Cao et al. (2025) only

measure the syntax and runtime correctness of the  $TLA^+$  specifications. Li et al. (2025) develop a benchmark for inference of system calls of Hyperkernel; however, the benchmark does not consider distributed systems, concurrency, and assumes a ground-truth specification.

Our evaluation aims to establish a baseline using simple, straightforward agents to reflect the status quo of today’s generative AI technologies. More advanced agents, especially those equipped with domain-specific knowledge and specialized techniques such as Bhatia et al. (2024); Wang et al. (2025), can be developed to improve the quality of AI-generated models.

## 7 CONCLUDING REMARKS

This paper presents SYSMOBENCH, a new benchmark for evaluating generative AI in formally modeling real-world computing systems. SYSMOBENCH pushed us to articulate the criteria of formal system models and to develop metrics that can be collected automatically. We find that modern AI, despite showing strong abilities in coding and bug fixing, is still limited in comprehending, abstracting, and specifying large, complex systems. We hope to use SYSMOBENCH as a vehicle to advance AI technologies towards software system intelligence, rather than code intelligence.

We are actively adding new system artifacts to SYSMOBENCH and improving the benchmark’s usability. We encourage others to contribute their system artifacts to SYSMOBENCH. We are also exploring ways to measure the maintainability of AI-generated system models and considering ways to include human evaluation as part of SYSMOBENCH.

## ETHICS STATEMENT

We strictly obeyed the principles outlined in the ICLR Code of Ethics, and carefully examined potential ethical concerns, including potential impacts on human subjects, practices to data set releases, potentially harmful insights, methodologies and applications, potential conflicts of interest and sponsorship, discrimination/bias/fairness concerns, privacy and security issues, legal compliance, and research integrity issues. We do not identify any potential risks. In fact, we believe that the work, together with its artifacts (e.g., the  $TLA^+$  models) will have positive impacts on the correctness of real-world computing systems and infrastructures.

## REPRODUCIBILITY STATEMENT

We have made faithful efforts to ensure the reproducibility of our work. We have provided the details of our work in the paper and its appendix, including the prompts, implementations, and complete results. We have open-sourced all the research artifacts described in this paper, and created an anonymous snapshot at <https://anonymous.4open.science/r/SysMoBench-BA9F/> for the paper review, which documents how to use and extend different parts of the benchmark. We expect that readers can easily reproduce our results reported in the paper. We also maintain an active forum to assist with reproduction problems and questions on how to use and build on SYSMOBENCH.

## REFERENCES

- Sahil Bhatia, Jie Qiu, Niranjan Hasabnis, Sanjit A Seshia, and Alvin Cheung. Verified Code Transpilation with LLMs. In *Proceedings of the 38th Annual Conference on Neural Information Processing Systems (NeurIPS)*, September 2024.
- A. W. Biermann and J. A. Feldman. On the Synthesis of Finite-State Machines from Samples of Their Behavior. *IEEE Transactions on Computers (ToC)*, C-21(6):592–597, June 1972.
- James Bornholt, Rajeev Joshi, Vytautas Astrauskas, Brendan Cully, Bernhard Kragl, Seth Markle, Kyle Sauri, Drew Schleit, Grant Slatton, Serdar Tasiran, Jacob Van Geffen, and Andrew Warfield. Using Lightweight Formal Methods to Validate a Key-Value Storage Node in Amazon S3. In *Proceedings of the ACM SIGOPS 28th Symposium on Operating Systems Principles (SOSP)*, October 2021.

- Marc Brooker. Fifteen Years of Formal Methods at AWS. In *TLA+ Conference*, April 2024. <https://youtu.be/HxP4wi4DhA0>.
- Jialun Cao, Yaojie Lu, Meiziniu Li, Haoyang Ma, Haokun Li, Mengda He, Cheng Wen, Le Sun, Hongyu Zhang, Shengchao Qin, Shing-Chi Cheung, and Cong Tian. From Informal to Formal – Incorporating and Evaluating LLMs on Natural Language Requirements to Verifiable Formal Proofs. In *Proceedings of the 63rd Annual Meeting of the Association for Computational Linguistics (ACL)*, July 2025.
- Madhurima Chakraborty, Peter Pirkelbauer, and Qing Yi. FormalSpecCpp: A Dataset of C++ Formal Specifications created using LLMs. In *Proceedings of 2025 IEEE/ACM 22nd International Conference on Mining Software Repositories (MSR)*, April 2025.
- Kaustuv Chaudhuri, Damien Doligez, Leslie Lamport, and Stephan Merz. The TLA+ Proof System: Building a Heterogeneous Verification Platform. In *Proceedings of the International Colloquium on Theoretical Aspects of Computing*, September 2010.
- Mark Chen, Jerry Twarek, Heewoo Jun, Qiming Yuan, Henrique Ponde de Oliveira Pinto, Jared Kaplan, Harri Edwards, Yuri Burda, Nicholas Joseph, Greg Brockman, Alex Ray, Raul Puri, Gretchen Krueger, Michael Petrov, Heidy Khlaaf, Girish Sastry, Pamela Mishkin, Brooke Chan, Scott Gray, Nick Ryder, Mikhail Pavlov, Alethea Power, Lukasz Kaiser, Mohammad Bavarian, Clemens Winter, Philippe Tillet, Felipe Petroski Such, Dave Cummings, Matthias Plappert, Fotios Chantzis, Elizabeth Barnes, Ariel Herbert-Voss, William Hebgen Guss, Alex Nichol, Alex Paino, Nikolas Tezak, Jie Tang, Igor Babuschkin, Suchir Balaji, Shantanu Jain, William Saunders, Christopher Hesse, Andrew N. Carr, Jan Leike, Josh Achiam, Vedant Misra, Evan Morikawa, Alec Radford, Matthew Knight, Miles Brundage, Mira Murati, Katie Mayer, Peter Welinder, Bob McGrew, Dario Amodei, Sam McCandlish, Ilya Sutskever, and Wojciech Zaremba. Evaluating Large Language Models Trained on Code. *arXiv:2107.03374*, July 2021.
- Tianyu Chen, Shuai Lu, Shan Lu, Yeyun Gong, Chenyuan Yang, Xuheng Li, Md Rakib Hossain Misu, Hao Yu, Nan Duan, Peng Cheng, Fan Yang, Shuvendu K. Lahiri, Tao Xie, and Lidong Zhou. Automated Proof Generation for Rust Code via Self-Evolution. In *Proceedings of the 13th International Conference on Learning Representations (ICLR)*, April 2025.
- Horatiu Cirstea, Markus A Kuppe, Benjamin Loillier, and Stephan Merz. Validating Traces of Distributed Programs against TLA+ Specifications. In *Proceedings of the 2024 International Conference on Software Engineering and Formal Methods (SEFM)*, November 2024.
- A. Jesse Jiryu Davis, Max Hirschhorn, and Judah Schvimer. eXtreme Modelling in Practice. In *Proceedings of the VLDB Endowment (VLDB)*, May 2020.
- Ankush Desai, Vivek Gupta, Ethan Jackson, Shaz Qadeer, Sriram Rajamani, and Damien Zufferey. P: Safe Asynchronous Event-Driven Programming. In *Proceedings of the 34th ACM SIGPLAN Conference on Programming Language Design and Implementation (PLDI)*, June 2013.
- A. Finn Hackett, Shayan Hosseini, Renato Costa, Matthew Do, and Ivan Beschastnikh. Compiling Distributed System Models with PGo. In *Proceedings of the 28th ACM International Conference on Architecture Support for Programming Languages and Operating Systems (ASPLOS)*, March 2023a.
- Finn Hackett and Ivan Beschastnikh. TraceLinking Implementations with Their Verified Designs. *Proc. ACM Program. Lang.*, 9(OOPSLA), October 2025.
- Finn Hackett, Joshua Rowe, and Markus Alexander Kuppe. Understanding Inconsistency in Azure Cosmos DB with TLA+. In *Proceedings of the 45th International Conference on Software Engineering: Software Engineering in Practice (ICSE-SEIP)*, May 2023b.
- Gerard J. Holzmann. The Model Checker SPIN. *IEEE Transactions on Software Engineering (TSE)*, 23(5):279–295, May 1997.
- Heidi Howard, Markus A. Kuppe, Edward Ashton, Amaury Chamayou, and Natacha Crooks. Smart Casual Verification of the Confidential Consortium Framework. In *Proceedings of the 22nd USENIX Symposium on Networked Systems Design and Implementation (NSDI)*, April 2025.

- Carlos E Jimenez, John Yang, Alexander Wettig, Shunyu Yao, Kexin Pei, Ofir Press, and Karthik R Narasimhan. SWE-bench: Can language models resolve real-world github issues? In *Proceedings of the 12th International Conference on Learning Representations (ICLR)*, March 2024.
- Igor Konnov, Jure Kukovec, and Thanh-Hai Tran. TLA+ Model Checking Made Symbolic. *Proceedings of the ACM on Programming Languages*, 3(OOPSLA):1–30, October 2019.
- Leslie Lamport. *Specifying Systems: The TLA+ Language and Tools for Hardware and Software Engineers*. Pearson Education, 2002.
- Shangyu Li, Juyong Jiang, Tiancheng Zhao, and Jiasi Shen. OSVBench: Benchmarking LLMs on Specification Generation Tasks for Operating System Verification. *arXiv:2504.20964*, April 2025.
- Lezhi Ma, Shangqing Liu, Lei Bu, Shangru Li, Yida Wang, and Yang Liu. SpecEval: Evaluating Code Comprehension in Large Language Models via Program Specifications. *arXiv:2409.12866*, September 2024.
- Lezhi Ma, Shangqing Liu, Yi Li, Xiaofei Xie, and Lei Bu. SpecGen: Automated Generation of Formal Program Specifications via Large Language Models. In *Proceedings of the IEEE/ACM 47th International Conference on Software Engineering (ICSE)*, September 2025.
- Chris Newcombe, Tim Rath, Fan Zhang, Bogdan Munteanu, Marc Brooker, and Michael Deardeuff. How Amazon Web Services Uses Formal Methods. *Communications of the ACM (CACM)*, 58(4):66–73, March 2015.
- Diego Ongaro and John Ousterhout. In Search of an Understandable Consensus Algorithm. In *Proceedings of the 2014 USENIX Annual Technical Conference (ATC)*, June 2014.
- Lingzhi Ouyang, Xudong Sun, Ruize Tang, Yu Huang, Madhav Jivrajani, Xiaoxing Ma, and Tianyin Xu. Multi-Grained Specifications for Distributed System Model Checking and Verification. In *Proceedings of the 20th European Conference on Computer Systems (EuroSys)*, March 2025.
- Yuke Peng, Hongliang Tian, Junyang Zhang, Ruihan Li, Chengjun Chen, Jianfeng Jiang, Jinyi Xian, Xiaolin Wang, Chenren Xu, Diyu Zhou, Yingwei Luo, Shoumeng Yan, and Yinqian Zhang. Asterinas: A Linux ABI-Compatible, Rust-Based Framekernel OS with a Small and Sound TCB. In *Proceedings of the 2025 USENIX Annual Technical Conference (ATC)*, July 2025.
- Marilyn Rego, Wen Fan, Xin Hu, Sanya Dod, Zhaorui Ni, Danning Xie, Jenna DiVincenzo, and Lin Tan. Evaluating the Ability of GPT-4o to Generate Verifiable Specifications in VeriFast. In *Proceedings of the 2nd IEEE/ACM International Conference on AI Foundation Models and Software Engineering (FORGE)*, April 2025.
- Specula. A Framework for Synthesizing High-Quality TLA+ Specifications from Source Code. <https://github.com/specula-org/Specula>, 2025.
- Ion Stoica, Matei Zaharia, Joseph Gonzalez, Ken Goldberg, Koushik Sen, Hao Zhang, Anastasios Angelopoulos, Shishir G. Patil, Lingjiao Chen, Wei-Lin Chiang, and Jared Q. Davis. Specifications: The missing link to making the development of LLM systems an engineering discipline. *arXiv:2412.05299*, December 2024.
- Ruize Tang, Xudong Sun, Yu Huang, Yuyang Wei, Lingzhi Ouyang, and Xiaoxing Ma. SandTable: Scalable Distributed System Model Checking with Specification-Level State Exploration. In *Proceedings of the 19th European Conference on Computer Systems (EuroSys)*, April 2024.
- Ruize Tang, Minghua Wang, Xudong Sun, Lin Huang, Yu Huang, and Xiaoxing Ma. Conversos: Practical Model Checking for Verifying Rust OS Kernel Concurrency. In *Proceedings of the 2025 USENIX Annual Technical Conference (ATC)*, July 2025.
- Serdar Tasiran, Yuan Yu, and Brannon Batson. Using a Formal Specification and a Model Checker to Monitor and Direct Simulation. In *Proceedings of the 40th Annual Design Automation Conference (DAC)*, June 2003.

- Amitayush Thakur, Jasper Lee, George Tsoukalas, Meghana Sistla, Matthew Zhao, Stefan Zetsche, Greg Durrett, Yisong Yue, and Swarat Chaudhuri. CLEVER: A Curated Benchmark for Formally Verified Code Generation. *arXiv preprint arXiv:2505.13938*, May 2025.
- TLAi+ Challenge. GenAI-accelerated TLA+ Challenge. <https://foundation.tlapl.us/challenge/>, 2025.
- TLAi+Bench. TLAi+ Benchmarks on TLA+ Formal Specification Tasks. <https://github.com/tlaplus/TLAiBench>, 2025.
- Bo Wang, Tianyu Li, Ruishi Li, Umang Mathur, and Prateek Saxena. Program Skeletons for Automated Program Translation. *Proc. ACM Program. Lang.*, 9(PLDI), June 2025.
- Cheng Wen, Jialun Cao, Jie Su, Zhiwu Xu, Shengchao Qin, Mengda He, Haokun Li, Shing-Chi Cheung, and Cong Tian. Enchanting Program Specification Synthesis by Large Language Models Using Static Analysis and Program Verification. In *International Conference on Computer Aided Verification (CAV)*, July 2024.
- Danning Xie, Byoung-Joo Yoo, Nan Jiang, Mijung Kim, Lin Tan, Xiangyu Zhang, and Judy S. Lee. How Effective are Large Language Models in Generating Software Specifications? In *Proceedings of the 2025 IEEE International Conference on Software Analysis, Evolution and Reengineering (SANER)*, March 2025.
- Chenyuan Yang, Xuheng Li, Md Rakib Hossain Misu, Jianan Yao, Weidong Cui, Yeyun Gong, Chris Hawblitzel, Shuvendu Lahiri, Jacob R Lorch, Shuai Lu, Fan Yang, Ziqiao Zhou, and Shan Lu. AutoVerus: Automated Proof Generation for Rust Code. *arXiv:2409.13082*, September 2024a.
- Zhen Yang, Fang Liu, Zhongxing Yu, Jacky Wai Keung, Jia Li, Shuo Liu, Yifan Hong, Xiaoxue Ma, Zhi Jin, and Ge Li. Exploring and Unleashing the Power of Large Language Models in Automated Code Translation. *Proceedings of the ACM on Software Engineering*, 1(FSE), July 2024b.
- Zhe Ye, Zhengxu Yan, Jingxuan He, Timothe Kasriel, Kaiyu Yang, and Dawn Song. VERINA: Benchmarking Verifiable Code Generation. *arXiv preprint arXiv:2505.23135*, May 2025.
- Yuan Yu, Panagiotis Manolios, and Leslie Lamport. Model Checking TLA+ Specifications. In *Proceedings of the 10th IFIP WG 10.5 Advanced Research Working Conference on Correct Hardware Design and Verification Methods*, September 1999.

## A ALTERNATIVE METRICS

No metric is perfect. Besides the core metrics presented in the paper, SYSMOBENCH also measures complementary metrics that provide different measures of the system model quality.

### A.1 RUNTIME PASS RATE

SYSMOBENCH repeatedly runs an agent to generate multiple  $\text{TLA}^+$  system models and evaluates whether each system model passes the runtime checks. The runtime pass rate is defined as  $M_{ar} = \frac{n_{ar}}{n_{at}}$ , where  $n_{ar}$  is the number of  $\text{TLA}^+$  models that passed runtime checking, and  $n_{at}$  is the total number of generated  $\text{TLA}^+$  models. This metric complements the system model’s action-level coverage metric  $M_r$  (see §3.2.2), as it reflects the agent’s ability and reliability to produce fully executable  $\text{TLA}^+$  models. Note that a high  $M_{ar}$  does not necessarily mean most actions in the  $\text{TLA}^+$  models are correct. Even if some actions may contain runtime errors but are never executed during execution, the  $\text{TLA}^+$  model can still pass runtime checking. Conversely, a low  $M_{ar}$  may result from a small number of frequently failing actions rather than errors affecting many actions.

### A.2 CONFORMANCE PASS RATE

SYSMOBENCH repeatedly executes the system code to generate multiple code traces and checks which traces fully pass conformance checking. The conformance pass rate is defined as  $M_{ac} = \frac{n_{ac}}{n_{at}}$ , where  $n_{ac}$  is the number of traces that passed conformance checking, and  $n_{at}$  is the total number of traces generated. This metric complements the code action-level coverage metric  $M_c$  (see §3.2.3) and provides a coarse-grained empirical measure of the  $\text{TLA}^+$  model’s overall alignment with observed system behavior. As with runtime correctness, a low  $M_{ac}$  does not necessarily indicate that most actions are unconformed, while a high  $M_{ac}$  generally suggests better overall system model quality, given sufficiently diverse traces.

## B EXAMPLES OF AI-GENERATED $\text{TLA}^+$ MODELS

We present two AI-generated system models. Figures 5 and 6 show the  $\text{TLA}^+$  model and its corresponding TLC configuration for Asterinas Spinlock generated by the basic modeling agent with Claude-Sonnet-4. Figures 7 and 8 show the  $\text{TLA}^+$  model and its corresponding TLC configuration for Etcd Raft generated by the code translation agent with Claude-Sonnet-4.

```
1 ---- MODULE spin ----
2
3 EXTENDS TLC, Sequences, SequencesExt, Naturals, FiniteSets, Bags
4
5 CONSTANTS Threads
6
7 VARIABLES
8   lock_state,
9   thread_state,
10  guards
11
12 Vars == <<lock_state, thread_state, guards>>
13
14 TypeOK ==
15   /\ lock_state \in BOOLEAN
16   /\ thread_state \in [Threads -> {"idle", "spinning", "locked"}]
17   /\ guards \subseq Threads
18
19 Init ==
20   /\ lock_state = FALSE
21   /\ thread_state = [t \in Threads |-> "idle"]
22   /\ guards = {}
23
24 TryAcquire(t) ==
25   /\ thread_state[t] \in {"idle", "spinning"}
26   /\ lock_state = FALSE
27   /\ lock_state' = TRUE
28   /\ thread_state' = [thread_state EXCEPT ![t] = "locked"]
29   /\ guards' = guards \cup {t}
30
31 StartSpin(t) ==
```

```

32  /\ thread_state[t] = "idle"
33  /\ lock_state = TRUE
34  /\ thread_state' = [thread_state EXCEPT ![t] = "spinning"]
35  /\ UNCHANGED <<lock_state, guards>>
36
37 SpinLoop(t) ==
38  /\ thread_state[t] = "spinning"
39  /\ lock_state = TRUE
40  /\ UNCHANGED <<lock_state, thread_state, guards>>
41
42 SpinAcquire(t) ==
43  /\ thread_state[t] = "spinning"
44  /\ lock_state = FALSE
45  /\ lock_state' = TRUE
46  /\ thread_state' = [thread_state EXCEPT ![t] = "locked"]
47  /\ guards' = guards \cup {t}
48
49 TryLock(t) ==
50  /\ thread_state[t] = "idle"
51  /\ IF lock_state = FALSE
52  THEN /\ lock_state' = TRUE
53  /\ thread_state' = [thread_state EXCEPT ![t] = "locked"]
54  /\ guards' = guards \cup {t}
55  ELSE /\ UNCHANGED <<lock_state, thread_state, guards>>
56
57 Unlock(t) ==
58  /\ thread_state[t] = "locked"
59  /\ t \in guards
60  /\ lock_state' = FALSE
61  /\ thread_state' = [thread_state EXCEPT ![t] = "idle"]
62  /\ guards' = guards \ {t}
63
64 Next ==
65  \E t \in Threads:
66    \V
67    TryAcquire(t)
68    StartSpin(t)
69    SpinLoop(t)
70    SpinAcquire(t)
71    TryLock(t)
72    Unlock(t)
73 Spec == Init /\ [] [Next]_Vars /\ \A t \in Threads: WF.Vars(Unlock(t))
74
75 =====

```

Figure 5: Asterinas Spinlock TLA<sup>+</sup> model generated by the basic modeling agent with Claude-Sonnet-4.

```

1 SPECIFICATION Spec
2
3 CONSTANTS
4   Threads = {t1, t2, t3}

```

Figure 6: Asterinas Spinlock TLC configuration generated by the basic modeling agent with Claude-Sonnet-4.

```

1 ---- MODULE etcdraft ----
2 EXTENDS TLC, Sequences, SequencesExt, Naturals, FiniteSets, Bags
3
4 CONSTANTS
5   Server,          /* Set of server IDs
6   Value,            /* Set of possible values for log entries
7   Nil,              /* Constant representing no value/no leader
8   Follower,         /* Node state constants
9   PreCandidate,
10  Candidate,
11  Leader
12
13 VARIABLES
14  state,             /* state[i] is the state of server i
15  currentTerm,       /* currentTerm[i] is the current term of server i
16  votedFor,          /* votedFor[i] is who server i voted for in currentTerm[i]
17  log,               /* log[i] is the log of server i
18  commitIndex,       /* commitIndex[i] is the commit index of server i
19  nextIndex,         /* nextIndex[i][j] is the next log index to send to server j from leader i
20  matchIndex,        /* matchIndex[i][j] is the highest log index known to be replicated on server j by leader i
21  messages,          /* Set of messages in transit

```

```

22     electionTimeout, \* electionTimeout[i] tracks election timeout for server i
23     leader           \* leader[i] is the current leader known to server i
24
25 vars == <<state, currentTerm, votedFor, log, commitIndex, nextIndex, matchIndex, messages,
    ↪ electionTimeout, leader>>
26
27 \* Message types
28 MsgHup == "MsgHup"
29 MsgVote == "MsgVote"
30 MsgVoteResp == "MsgVoteResp"
31 MsgPreVote == "MsgPreVote"
32 MsgPreVoteResp == "MsgPreVoteResp"
33 MsgApp == "MsgApp"
34 MsgAppResp == "MsgAppResp"
35 MsgHeartbeat == "MsgHeartbeat"
36 MsgProp == "MsgProp"
37
38 \* Helper functions
39 Min(a, b) == IF a < b THEN a ELSE b
40 Max(a, b) == IF a > b THEN a ELSE b
41
42 LastTerm(xlog) == IF Len(xlog) = 0 THEN 0 ELSE xlog[Len(xlog)].term
43
44 Send(m) == messages' = messages \cup {m}
45
46 \* Initial state
47 Init ==
48   /\ state = [i \in Server |-> Follower]
49   /\ currentTerm = [i \in Server |-> 0]
50   /\ votedFor = [i \in Server |-> Nil]
51   /\ log = [i \in Server |-> <<>>]
52   /\ commitIndex = [i \in Server |-> 0]
53   /\ nextIndex = [i \in Server |-> [j \in Server |-> 1]]
54   /\ matchIndex = [i \in Server |-> [j \in Server |-> 0]]
55   /\ messages = {}
56   /\ electionTimeout = [i \in Server |-> 0]
57   /\ leader = [i \in Server |-> Nil]
58
59 \* Election timeout - triggers election
60 Timeout(i) ==
61   /\ state[i] \in {Follower, PreCandidate, Candidate}
62   /\ electionTimeout' = [electionTimeout EXCEPT ![i] = 0]
63   /\ state' = [state EXCEPT ![i] = IF state[i] = Follower THEN PreCandidate ELSE @]
64   /\ IF state[i] = Follower
65     THEN Send([type |-> MsgHup, from |-> i, to |-> i, term |-> currentTerm[i]])
66     ELSE messages' = messages
67   /\ UNCHANGED <<currentTerm, votedFor, log, commitIndex, nextIndex, matchIndex, leader>>
68
69 \* Start prevote campaign
70 StartPreVote(i) ==
71   /\ state[i] = PreCandidate
72   /\ state' = [state EXCEPT ![i] = PreCandidate]
73   /\ LET lastIndex == Len(log[i])
74     lastTerm == LastTerm(log[i])
75     IN messages' = messages \cup
76       {[type |-> MsgPreVote,
77        from |-> i,
78        to |-> j,
79        term |-> currentTerm[i] + 1,
80        lastLogIndex |-> lastIndex,
81        lastLogTerm |-> lastTerm] : j \in Server \ {i}}
82   /\ UNCHANGED <<currentTerm, votedFor, log, commitIndex, nextIndex, matchIndex, electionTimeout,
    ↪ leader>>
83
84 \* Handle prevote response
85 HandlePreVoteResponse(i, m) ==
86   /\ m.type = MsgPreVoteResp
87   /\ m.to = i
88   /\ state[i] = PreCandidate
89   /\ m.term = currentTerm[i] + 1
90   /\ LET votes == {msg \in messages : msg.type = MsgPreVoteResp /\
91                     msg.to = i /\
92                     msg.term = currentTerm[i] + 1 /\
93                     msg.voteGranted = TRUE}
94     voteCount == Cardinality({msg.from : msg \in votes}) + 1 \* +1 for self
95   IN IF voteCount > Cardinality(Server) \div 2
96     THEN /\ state' = [state EXCEPT ![i] = Candidate]
97           /\ currentTerm' = [currentTerm EXCEPT ![i] = currentTerm[i] + 1]
98           /\ votedFor' = [votedFor EXCEPT ![i] = i]
99           /\ LET lastIndex == Len(log[i])
100             lastTerm == LastTerm(log[i])
101             IN messages' = (messages \ {m}) \cup
102               {[type |-> MsgVote,

```

```

103         from |-> i,
104         to |-> j,
105         term |-> currentTerm[i] + 1,
106         lastLogIndex |-> lastIndex,
107         lastLogTerm |-> lastTerm] : j \in Server \ {i}}
108     /\ UNCHANGED <<log, commitIndex, nextIndex, matchIndex, electionTimeout, leader>>
109 ELSE /\ messages' = messages \ {m}
110     /\ UNCHANGED <<state, currentTerm, votedFor, log, commitIndex, nextIndex, matchIndex,
111     \-> electionTimeout, leader>>
112
113 /* Handle vote request
114 HandleVoteRequest(i, m) ==
115     /\ m.type \in {MsgVote, MsgPreVote}
116     /\ m.to = i
117     /\ LET logOk == /\ m.lastLogTerm > LastTerm(log[i])
118                     /\ /\ m.lastLogTerm = LastTerm(log[i])
119                     /\ m.lastLogIndex >= Len(log[i])
120     grant == /\ m.term >= currentTerm[i]
121              /\ logOk
122              /\ IF m.type = MsgVote
123                 THEN /\ votedFor[i] = Nil
124                      /\ votedFor[i] = m.from
125                 ELSE TRUE
126 IN /\ IF m.type = MsgVote /\ m.term > currentTerm[i]
127     THEN /\ state' = [state EXCEPT ![i] = Follower]
128          /\ currentTerm' = [currentTerm EXCEPT ![i] = m.term]
129          /\ votedFor' = [votedFor EXCEPT ![i] = IF grant THEN m.from ELSE Nil]
130          /\ leader' = [leader EXCEPT ![i] = Nil]
131     ELSE IF m.type = MsgVote /\ grant
132         THEN /\ votedFor' = [votedFor EXCEPT ![i] = m.from]
133              /\ UNCHANGED <<state, currentTerm, leader>>
134         ELSE UNCHANGED <<state, currentTerm, votedFor, leader>>
135 /\ Send([type |-> IF m.type = MsgVote THEN MsgVoteResp ELSE MsgPreVoteResp,
136         from |-> i,
137         to |-> m.from,
138         term |-> IF m.type = MsgPreVote THEN m.term ELSE currentTerm'[i],
139         voteGranted |-> grant])
140 /\ messages' = messages \ {m}
141 /\ UNCHANGED <<log, commitIndex, nextIndex, matchIndex, electionTimeout>>
142
143 /* Handle vote response
144 HandleVoteResponse(i, m) ==
145     /\ m.type = MsgVoteResp
146     /\ m.to = i
147     /\ state[i] = Candidate
148     /\ m.term = currentTerm[i]
149     /\ LET votes == {msg \in messages : msg.type = MsgVoteResp /\
150                     msg.to = i /\
151                     msg.term = currentTerm[i] /\
152                     msg.voteGranted = TRUE}
153     voteCount == Cardinality({msg.from : msg \in votes}) + 1 /* +1 for self vote
154 IN IF voteCount > Cardinality(Server) \div 2
155     THEN /\ state' = [state EXCEPT ![i] = Leader]
156          /\ leader' = [leader EXCEPT ![i] = i]
157          /\ nextIndex' = [nextIndex EXCEPT ![i] = [j \in Server |-> Len(log[j]) + 1]]
158          /\ matchIndex' = [matchIndex EXCEPT ![i] = [j \in Server |-> 0]]
159          /\ LET entry == [term |-> currentTerm[i], value |-> Nil]
160          IN /\ log' = [log EXCEPT ![i] = Append(@, entry)]
161              /\ messages' = (messages \ {m}) \cup
162              {[type |-> MsgApp,
163               from |-> i,
164               to |-> j,
165               term |-> currentTerm[i],
166               prevLogIndex |-> Len(log[i]),
167               prevLogTerm |-> LastTerm(log[i]),
168               entries |-> <<entry>>,
169               leaderCommit |-> commitIndex[i] : j \in Server \ {i}]
170              /\ UNCHANGED <<currentTerm, votedFor, commitIndex, electionTimeout>>
171     ELSE /\ messages' = messages \ {m}
172          /\ UNCHANGED <<state, currentTerm, votedFor, log, commitIndex, nextIndex, matchIndex,
173          \-> electionTimeout, leader>>
174
175 /* Client request (leader only)
176 ClientRequest(i, v) ==
177     /\ state[i] = Leader
178     /\ LET entry == [term |-> currentTerm[i], value |-> v]
179     newLog == Append(log[i], entry)
180 IN /\ log' = [log EXCEPT ![i] = newLog]
181     /\ messages' = messages \cup
182     {[type |-> MsgApp,
183      from |-> i,
184      to |-> j,
185      term |-> currentTerm[i],

```

```

184         prevLogIndex |-> Len(log[i]),
185         prevLogTerm |-> LastTerm(log[i]),
186         entries |-> <<entry>>,
187         leaderCommit |-> commitIndex[i] : j \in Server \ {i}}
188     /\ UNCHANGED <<state, currentTerm, votedFor, commitIndex, nextIndex, matchIndex, electionTimeout,
    <-> leader>>
189
190 \* Handle append entries
191 HandleAppendEntries(i, m) ==
192     /\ m.type = MsgApp
193     /\ m.to = i
194     /\ IF m.term > currentTerm[i]
195     THEN /\ currentTerm' = [currentTerm EXCEPT ![i] = m.term]
196          /\ state' = [state EXCEPT ![i] = Follower]
197          /\ votedFor' = [votedFor EXCEPT ![i] = Nil]
198          /\ leader' = [leader EXCEPT ![i] = m.from]
199     ELSE /\ UNCHANGED <<currentTerm, votedFor>>
200          /\ IF m.term = currentTerm[i]
201          THEN /\ state' = [state EXCEPT ![i] = Follower]
202               /\ leader' = [leader EXCEPT ![i] = m.from]
203          ELSE UNCHANGED <<state, leader>>
204     /\ electionTimeout' = [electionTimeout EXCEPT ![i] = 0]
205     /\ LET logOk == /\ m.prevLogIndex = 0
206                   /\ m.prevLogIndex <= Len(log[i])
207                   /\ log[i][m.prevLogIndex].term = m.prevLogTerm
208     IN IF logOk
209     THEN /\ log' = [log EXCEPT ![i] = SubSeq(0, 1, m.prevLogIndex) \o m.entries]
210          /\ commitIndex' = [commitIndex EXCEPT ![i] = IF m.leaderCommit > commitIndex[i]
211                               THEN Min(m.leaderCommit, Len(log'[i]))
212                               ELSE commitIndex[i]]
213          /\ Send([type |-> MsgAppResp,
214                  from |-> i,
215                  to |-> m.from,
216                  term |-> currentTerm[i],
217                  success |-> TRUE,
218                  matchIndex |-> m.prevLogIndex + Len(m.entries)])
219     ELSE /\ Send([type |-> MsgAppResp,
220                  from |-> i,
221                  to |-> m.from,
222                  term |-> currentTerm[i],
223                  success |-> FALSE,
224                  matchIndex |-> 0])
225          /\ UNCHANGED <<log, commitIndex>>
226     /\ messages' = messages \ {m}
227     /\ UNCHANGED <<nextIndex, matchIndex>>
228
229 \* Handle append response
230 HandleAppendResponse(i, m) ==
231     /\ m.type = MsgAppResp
232     /\ m.to = i
233     /\ state[i] = Leader
234     /\ m.term = currentTerm[i]
235     /\ IF m.success
236     THEN /\ matchIndex' = [matchIndex EXCEPT ![i][m.from] = m.matchIndex]
237          /\ nextIndex' = [nextIndex EXCEPT ![i][m.from] = m.matchIndex + 1]
238          /\ LET Agree(idx) == {i} \cup {s \in Server : matchIndex'[i][s] >= idx}
239             agreeIndexes == {idx \in 1..Len(log[i]) :
240                             Cardinality(Agree(idx)) > Cardinality(Server) \div 2 /\
241                             log[i][idx].term = currentTerm[i]}
242             IN commitIndex' = [commitIndex EXCEPT ![i] = IF agreeIndexes /= {}
243                               THEN Max(commitIndex[i], CHOOSE idx \in
244                                     <-> agreeIndexes :
245                                         \A idx2 \in agreeIndexes : idx >=
246                                             idx2)
247                               ELSE commitIndex[i]]
248          /\ nextIndex' = [nextIndex EXCEPT ![i][m.from] = Max(1, nextIndex[i][m.from] - 1)]
249          /\ UNCHANGED <<matchIndex, commitIndex>>
250     /\ messages' = messages \ {m}
251     /\ UNCHANGED <<state, currentTerm, votedFor, log, electionTimeout, leader>>
252
253 \* Send heartbeat
254 SendHeartbeat(i) ==
255     /\ state[i] = Leader
256     /\ messages' = messages \cup
257       {[type |-> MsgHeartbeat,
258        from |-> i,
259        to |-> j,
260        term |-> currentTerm[i],
261        leaderCommit |-> commitIndex[i] : j \in Server \ {i}}
262     /\ UNCHANGED <<state, currentTerm, votedFor, log, commitIndex, nextIndex, matchIndex,
    <-> electionTimeout, leader>>
263
264 \* Handle heartbeat

```

```

263 HandleHeartbeat(i, m) ==
264   /\ m.type = MsgHeartbeat
265   /\ m.to = i
266   /\ IF m.term >= currentTerm[i]
267     THEN /\ currentTerm' = [currentTerm EXCEPT ![i] = m.term]
268           /\ state' = [state EXCEPT ![i] = Follower]
269           /\ votedFor' = [votedFor EXCEPT ![i] = Nil]
270           /\ leader' = [leader EXCEPT ![i] = m.from]
271           /\ electionTimeout' = [electionTimeout EXCEPT ![i] = 0]
272           /\ commitIndex' = [commitIndex EXCEPT ![i] = IF m.leaderCommit > commitIndex[i]
273                               THEN Min(m.leaderCommit, Len(log[i]))
274                               ELSE commitIndex[i]]
275     ELSE UNCHANGED <<currentTerm, state, votedFor, leader, electionTimeout, commitIndex>>
276   /\ messages' = messages \ {m}
277   /\ UNCHANGED <<log, nextIndex, matchIndex>>
278
279 \* Advance election timeout
280 AdvanceElectionTimeout(i) ==
281   /\ state[i] \in {Follower, PreCandidate, Candidate}
282   /\ electionTimeout' = [electionTimeout EXCEPT ![i] = @ + 1]
283   /\ UNCHANGED <<state, currentTerm, votedFor, log, commitIndex, nextIndex, matchIndex, messages,
284     ↪ leader>>
285
286 Next ==
287   /\ E i \in Server : Timeout(i)
288   /\ E i \in Server : StartPreVote(i)
289   /\ E i \in Server, m \in messages : HandlePreVoteResponse(i, m)
290   /\ E i \in Server, m \in messages : HandleVoteRequest(i, m)
291   /\ E i \in Server, m \in messages : HandleVoteResponse(i, m)
292   /\ E i \in Server, v \in Value : ClientRequest(i, v)
293   /\ E i \in Server, m \in messages : HandleAppendEntries(i, m)
294   /\ E i \in Server, m \in messages : HandleAppendResponse(i, m)
295   /\ E i \in Server : SendHeartbeat(i)
296   /\ E i \in Server, m \in messages : HandleHeartbeat(i, m)
297   /\ E i \in Server : AdvanceElectionTimeout(i)
298
299 Fairness ==
300   /\ A i \in Server : WF_vars(Timeout(i))
301   /\ A i \in Server : WF_vars(StartPreVote(i))
302   /\ A i \in Server : WF_vars(\E m \in messages : HandlePreVoteResponse(i, m))
303   /\ A i \in Server : WF_vars(\E m \in messages : HandleVoteRequest(i, m))
304   /\ A i \in Server : WF_vars(\E m \in messages : HandleVoteResponse(i, m))
305   /\ A i \in Server : WF_vars(\E m \in messages : HandleAppendEntries(i, m))
306   /\ A i \in Server : WF_vars(\E m \in messages : HandleAppendResponse(i, m))
307   /\ A i \in Server : WF_vars(SendHeartbeat(i))
308   /\ A i \in Server : WF_vars(\E m \in messages : HandleHeartbeat(i, m))
309   /\ A i \in Server : WF_vars(AdvanceElectionTimeout(i))
310
311 Spec == Init /\ [] [Next]_vars /\ Fairness
312
313 =====

```

Figure 7: Etcd Raft TLA<sup>+</sup> model generated by the code translation agent with Claude-Sonnet-4.

```

1 SPECIFICATION Spec
2
3 CONSTANTS
4   Server = {s1, s2, s3}
5   Value = {v1, v2}
6   Nil = "Nil"
7   Follower = "Follower"
8   PreCandidate = "PreCandidate"
9   Candidate = "Candidate"
10  Leader = "Leader"

```

Figure 8: Etcd Raft TLC configuration generated by the code translation agent with Claude-Sonnet-4.

## C PGO-COMPILED SYSTEMS

Table 1 lists all the system artifacts in SYSMOBENCH. Unlike other open-source systems implemented mostly by human developers, PGo systems represent a special kinds of compiler-generated systems. PGo is a compiler converting distributed systems specifications written in a DSL of TLA<sup>+</sup> into executable systems implementations in Go (Hackett et al., 2023a).

These systems reflect production use cases:

- dqueue is a simple distributed queue with producers and consumers, which represents a common cloud computing mechanism. Similar distributed queues are available from many cloud platforms, like Amazon SQS, Cloudflare Queues, or Apache Kafka.
- locksvc is a simple distributed locking system, which represents a common distributed systems concept.
- raftkvs is a verified distributed key-value store, with competitive performance. For its consensus implementation, raftkvs specifies Raft (Ongaro & Ousterhout, 2014).

These systems are complex, each requiring several person-days of effort to specify. The raftkvs store is particularly complex, requiring almost a person-month of effort. While they are developed using a formal modeling language, these systems also account for practical coding concerns. Each system compiles to usable, non-trivial Go code. Notably, raftkvs outperforms other formally verified key-value stores, with 41% higher throughput than the next-best formally verified store implementation, and similar latency but 21% of the throughput achieved by Etcd.

A challenge unique to system modeling is that PGo-compiled systems contain machine-generated Go code, which includes unusual abstractions and coding patterns. For instance, the generated code makes extensive use of abstractions from PGo’s runtime support library, while containing many synthetically named variables. These issues are representative of realistic engineering scenarios, such as generated code (macros, parser generators, state machines), or situations where the original source code is lost (decompilation artifacts). This type of source code input currently leads to poor performance on our benchmarks.

**PGo Trace Validation.** For AI-generated system models, we must validate their behavior against gathered execution traces. PGo’s TraceLink feature provides a different trace validation method than for hand-written systems, allowing for automatic implementation tracing and  $TLA^+$  glue generation. As a result, no additional work is needed to gather traces. For simplicity, we use traces taken from TraceLink’s published artifact. From these traces, TraceLink is able to generate its own binding  $TLA^+$ , mapping these logs precisely to a  $TLA^+$  state space.

## D SYSMOBENCH EVALUATION PROMPTS

During SYSMOBENCH evaluation, LLMs are invoked for conformance and invariant correctness evaluation to extract information, map actions and variables, and concretize invariants based on invariant templates.

We show the complete prompts used for benchmark evaluation. These prompts are templates with parameterized fields that are instantiated by task-specific information. For demonstration, we instantiate the fields in the task for modeling Etcd Raft, with the instantiated parts marked in green.

### D.1 CONFORMANCE EVALUATION PROMPTS

Two prompts extract model information and map model action and variable names to code, both generating configuration files for script processing to support trace validation.

**Model component extraction.** This prompt directs an LLM to extract  $TLA^+$  model components, such as constants, variables, and actions, which are used by a script to generate a *trace specification* (Cirstea et al., 2024). A trace specification constrains state space exploration along the code trace path to verify whether a model state space path matches the code trace. In the prompt, the `{source_code}` field is instantiated with the  $TLA^+$  model.

#### Model Component Extraction Prompt

Generate a YAML configuration file from the provided  $TLA^+$  model (.tla) and configuration (.cfg) files. Extract information according to the following rules:

##### ## Task Description

Parse the  $TLA^+$  model and configuration files to create a structured YAML configuration that captures the model name, constants, variables, actions, and interactions.

```

## Extraction Rules

### spec_name
Extract from the module declaration line: `---- MODULE <ModuleName> ----`
The spec_name is the ModuleName between "---- MODULE" and "----".

### constants
Extract from the CONSTANTS section in the .cfg file.
- name: The constant identifier
- value: The assigned value, formatted as:
- Sets: Wrap in single quotes, e.g., '{s1, s2, s3}' becomes '{"s1", "s2", "s3"}'
- Strings: Wrap in single quotes with double quotes inside, e.g., Nil becomes '"Nil"'
- Numbers: Wrap in single quotes as string, e.g., 5 becomes '5'

### variables
Extract from the Init operator definition in the .tla file.
For each variable assignment in Init:
- name: The variable name
- default_value: The initial value expression (preserve TLA+ syntax, escape backslashes)

### actions
Extract from the Next operator definition. Include only direct action calls (not numbered interactions).
For each action:
- name: The action/operator name
- parameters: List of parameters with:
- name: Parameter variable name
- source: Where the parameter comes from (e.g., Server, messages)
- stmt: The complete statement as it appears in Next (including any conditions)

### interactions
Extract from the Next operator definition. Include only numbered intermediate actions.
Just list the names (e.g., HandletickElection_1, HandletickHeartbeat_1)

## Example
Given this TLA+ model:

---- MODULE SimpleSpec ----
...
Init ==
/\ x = 0
/\ y = [s \in Server | -> 0]

Next ==
\ / \E s \in Server : Action1(s)
\ / \E m \in messages : Action2(m)
\ / IntermediateAction_1

And this configuration:

CONSTANTS
Server = {s1, s2}
MaxValue = 10

Generate this YAML:

```yaml
spec_name: SimpleSpec
constants:
- name: Server
value: '{"s1", "s2"}'
- name: MaxValue
value: '10'
variables:
- name: x
default_value: '0'
- name: y
default_value: '[s \in Server | -> 0]'
actions:
- name: Action1
parameters:
- name: s
source: Server
stmt: Action1(s)
- name: Action2
parameters:

```

```

- name: m
source: messages
stmt: Action2(m)
interactions:
- name: IntermediateAction.1
...

## Important Notes
1. Return ONLY the YAML content - no explanations, comments, or natural language
2. Preserve TLA+ syntax exactly in default.value fields (escape backslashes)
3. For actions with conditions, include the full stmt as it appears in Next
4. Ignore variables that appear in Init but are not part of the main model (e.g., pc, info, stack)
5. Order matters: spec.name, constants, variables, actions, interactions

Generate the YAML configuration based on the provided TLA+ files:

{source_code}

```

**Model and code component mapping.** This prompt directs an LLM to map code to model variable naming for trace validation comparison. The LLM generates a JSON file storing the mappings, which is further processed by a script to output a test harness that aligns code trace variable and action names with the model. In the prompt, the `{TLA_SPEC_CODE_PLACEHOLDER}` field is instantiated with the TLA<sup>+</sup> model, and `{IMPLEMENTATION_CODE_PLACEHOLDER}` with the corresponding code.

### Model and Code Component Mapping Prompt

You are tasked with generating a JSON mapping file that defines how to convert a concurrent or distributed system traces to TLA+ model format for trace validation.

#### ## System Overview

etcd Raft is a distributed consensus algorithm implementation that supports:

- Leader election with terms and prevoting/voting
- Log replication across multiple nodes
- State transitions between Follower, Candidate, and Leader roles
- Message passing between nodes

#### ## Code Analysis

Before generating the mapping, you need to analyze the relevant code to understand the system behavior:

**\*\*CRITICAL\*\*:** You MUST base your mapping on the actual TLA+ model content, NOT on the examples below. The examples are for format reference only. Always use the actual variables and actions defined in the provided model.

#### ### TLA+ Model Code

```

```tla+
{TLA_SPEC_CODE_PLACEHOLDER}
```

```

#### ### Implementation Code

```

```go
{IMPLEMENTATION_CODE_PLACEHOLDER}
```

```

#### ## Input: System Trace Format

System traces are in JSONL format with events like:

```

```json
{"conf": [{"1", "2", "3"}, []], "log": 0, "name": "InitState", "nid": "1", "role": "StateFollower",
"state": {"commit": 0, "term": 0, "vote": "0"}}
{"conf": [{"1", "2", "3"}, []], "log": 1, "name": "BecomeCandidate", "nid": "1", "role":
"StateCandidate", "state": {"commit": 0, "term": 1, "vote": "0"}}
{"conf": [{"1", "2", "3"}, []], "log": 1, "name": "BecomeCandidate", "nid": "2", "role":
"StateCandidate", "state": {"commit": 0, "term": 1, "vote": "0"}}
```

```

Common actions in system traces:

- BecomeFollower: Transition to follower role
- BecomeCandidate: Transition to candidate role
- BecomeLeader: Transition to leader role
- Ready: Node is ready for operations
- PreVote/Vote: Cast prevote/vote during election
- AppendEntries: Replicate log entries
- Heartbeat: Send/receive heartbeat messages

```

## Target: TLA+ Model Variables

The TLA+ model tracks these state variables:
- currentTerm: Current term number for each node
- state: Node role (Follower, Candidate, Leader)
- votedFor: Which candidate this node voted for in current term
- commitIndex: Index of highest log entry known to be committed
- nextIndex: For leaders, next log entry to send to each server
- matchIndex: For leaders, highest log entry known to be replicated on server

## Required Mapping Structure

Generate a JSON file with this structure:

```json
{
  "config": {
    "Server": ["Server1", "Server2", "Server3"] // List of node identifiers
  },
  "events": {
    // Map system actions to TLA+ events
    "InitState": "Init",
    "BecomeFollower": "BecomeFollower",
    "BecomeCandidate": "BecomeCandidate",
    "BecomeLeader": "BecomeLeader",
    "Ready": "Ready",
    "Vote": "Vote",
    "AppendEntries": "AppendEntries",
    "Heartbeat": "Heartbeat",
    // Add other mappings as needed based on code analysis
  },
  "node_mapping": {
    // Map string node IDs to node names
    "1": "Node1",
    "2": "Node2",
    "3": "Node3",
    // Continue as needed
  },
  "role_mapping": {
    // Map system roles to TLA+ states
    "StateFollower": "Follower",
    "StateCandidate": "Candidate",
    "StateLeader": "Leader"
  }
}
```

## Implementation Notes
1. The mapping will be used by a state tracker that maintains complete system state
2. Server IDs in traces are numeric (0, 1, 2...) and must be mapped to "Server1", "Server2", etc.
3. The state tracker will automatically handle state transitions based on actions
4. Focus on correctly mapping actions and Server states
5. The config section should list all possible Server that might appear in traces

## Your Task
Generate a complete mapping.json file that:
1. Maps all common actions to their TLA+ equivalents
2. Provides server ID mappings for all servers that appear in traces
3. Ensures compatibility with the state tracking implementation

```

## D.2 INVARIANT CORRECTNESS EVALUATION PROMPT

This prompt concretizes invariants from given invariant templates to model-specific forms. It typically requires the LLM to map different names in an invariant template to the corresponding model elements. The `$tla_model` field is instantiated with the TLA<sup>+</sup> model, and the `$invariant_templates` field with the invariant templates defined in the system artifact (see §3.2.4 for an example).

### Invariant Concretization Prompt

You are a TLA+ expert specializing in **distributed systems** and **Raft consensus**. Your task is to implement a set of expert-written invariants for the given **etcd** TLA+ model.

```

## Target Model

$Tla_model

## Invariants to Implement

$invariant_templates

## Implementation Requirements

1. **Deep Analysis**: First, thoroughly understand both the invariant template's semantic intent and the model's modeling approach:
  - What distributed consensus property does each template aim to verify?
  - How does the model represent server states, logs, terms, and leadership?
  - What are the semantic equivalents between template concepts and model implementation?

2. **Semantic Mapping**: For each invariant, identify the conceptual mapping between template and model:
  - Template server state concepts -> Model's server state representation
  - Template log structure -> Model's log data structures and indexing
  - Template leadership concepts -> Model's leader election and term management
  - Template node/server sets -> Model's server constants and domains

3. **Creative Adaptation**: Translate the invariant while preserving its core safety/liveness meaning:
  - **DO NOT** simply replace variable names - understand the underlying distributed systems logic
  - **DO** redesign the predicate logic to fit the model's data structure granularity
  - **DO** use equivalent semantic concepts even if data representations differ
  - **PRESERVE** the original safety/liveness guarantees without weakening the property

4. **TLA+ Property Type Constraints**:

**FOR SAFETY PROPERTIES** (type: "safety"):
  - **MUST** be STATE PREDICATES (describe single states only)
  - **NEVER** use primed variables ('currentTerm'', 'log'')
  - **NEVER** use temporal operators ('[]', '<>', '~>')
  - **NEVER** reference actions (like 'RequestVote(s)', 'AppendEntries(s,t)') - only use state variables
  - **ONLY** use unprimed variables ('currentTerm[s]', 'log[s]') and constants
  - **CORRECT**: 'LeaderUniqueness == \A term \in Terms : Cardinality({s \in Servers : state[s] = "leader" /\ currentTerm[s] = term}) <= 1'
  - **INCORRECT**: 'state[s] = "candidate" => RequestVote(s)' (references action RequestVote)

**FOR LIVENESS PROPERTIES** (type: "liveness"):
  - **MUST** be TEMPORAL FORMULAS (describe execution traces)
  - **MUST** use temporal operators ('<>', '~>') to express "eventually" or "leads-to"
  - **CORRECT**: 'EventualLeaderElection == <>(\E s \in Servers : state[s] = "leader")'

5. **Constraint Compliance**:
  - Use ONLY variables, constants, and operators that exist in the model
  - Generate complete, syntactically valid TLA+ invariant definitions
  - Maintain the exact invariant names from templates

6. **Output format**: Return a JSON object containing an array of complete TLA+ invariant definitions

7. **EXACT naming requirement**: You MUST use the exact invariant names specified in the templates above. Do not create your own names.

## Example Output Format

```json
{
  "invariants": [
    "LeaderUniqueness == \A term \in 1..MaxTerm : Cardinality({n \in Servers : state[n].role = \"leader\" /\ state[n].currentTerm = term}) <= 1",
    "LogConsistency == \A n1, n2 \in Servers : \A i \in DOMAIN log[n1] : (i \in DOMAIN log[n2] /\ log[n1][i].term = log[n2][i].term) => (\A j \in 1..i : log[n1][j] = log[n2][j])"
  ]
}
```

**CRITICAL REQUIREMENTS**:
  - **SEMANTIC PRESERVATION**: Each translated invariant MUST verify the same property as the original template
  - **CREATIVE ADAPTATION**: Do NOT simply omit invariants - find creative ways to express the same property using available model elements
  - **COMPLETENESS**: Aim to translate ALL invariants by understanding their semantic intent, not just

```

```

their syntactic form
- Use ONLY variables, constants, and operators that exist in the provided model
- Use EXACTLY the invariant names from the templates (preserve exact names for evaluation consistency)
- Return ONLY valid JSON, no explanatory text before or after
- Each array element must be a complete TLA+ invariant definition: "InvariantName == <expression>"
- For complex invariants, you may use multiline format within the JSON string (use actual line breaks)
- For simple invariants, single line format is preferred
- **LAST RESORT**: Only omit an invariant if its core concept is fundamentally incompatible with the
model's design
- **CRITICAL JSON ESCAPING RULES**:
- TLA+ operators like \A, \E, \in contain ONE backslash in the final TLA+ code
- In JSON strings, use EXACTLY ONE backslash escape: write "\\A" to get \A in TLA+
- **DO NOT double-escape**: "\\\\A" is WRONG and will produce \\A in TLA+
- **CORRECT**: "LeaderUniqueness == \\A term \\in 1..MaxTerm : state[term] = \\leader\\\""
- **WRONG**: "LeaderUniqueness == \\\A term \\\in 1..MaxTerm : state[term] = \\leader\\\""
- Start your response immediately with the opening brace {

```

## E BASIC MODELING AGENT

The basic modeling agent operates in two steps for each system artifact: (1) generating the model, including both the TLA<sup>+</sup> model and its TLC configuration, and (2) using a feedback loop that takes SYSMOBENCH evaluation results to iteratively improve the generated TLA<sup>+</sup> model. We show the complete prompts of the basic modeling agent (§4) to provide its detailed implementation.

### E.1 MODEL GENERATION PROMPTS

**TLA<sup>+</sup> model generation.** This prompt directs an LLM to generate the TLA<sup>+</sup> model file, instantiated with the granularity definitions of the system artifact (see §3.1). The `{file_path}` and `{source_code}` fields are instantiated with the code file path in the repository and source code content, respectively.

#### TLA<sup>+</sup> Model Generation Prompt

```

You are an expert in formal verification and TLA+ models with deep expertise in concurrent and
distributed systems, particularly etcd and Raft consensus.
.

Convert the following source code to a comprehensive TLA+ model.

System: etcd distributed key-value store

Source Code from {file_path}:
```go
{source_code}
```

System-specific modeling requirements:

MANDATORY CORE ACTIONS (must include all):
1. [Message Types] MsgHup (election timeout), MsgVote/MsgVoteResp (voting), MsgApp/MsgAppResp (log
replication)
2. [Node States] Four states: StateFollower, StateCandidate, StateLeader, StatePreCandidate (prevote
enabled)
3. [Leader Election] Complete prevote + vote phases: PreCandidate → Candidate → Leader transitions
4. [Log Operations] Log entry appending, consistency checks, commitment with majority quorum
5. [Heartbeat/Timeout] Election timeouts triggering campaigns, heartbeat prevention of elections
6. [Client Proposals] MsgProp message handling and log entry creation by leaders

EXPLICITLY EXCLUDED (do not model):
- Configuration changes and joint consensus (ConfChange messages)
- Log compaction and snapshots (MsgSnap)
- ReadIndex optimizations (MsgReadIndex)
- Async storage operations (LocalAppendThread, LocalApplyThread)
- Advanced flow control and progress tracking details

REQUIRED BEHAVIORAL SCOPE:
- Prevote phase (StatePreCandidate) must be modeled as it's enabled by default in etcd
- State transition constraints: Follower → PreCandidate → Candidate → Leader (strict transitions)
- Message processing by state: only valid message types handled in each node state
- Term advancement rules: nodes advance term when receiving messages with higher term

```

- Voting restrictions: one vote per term, term must be current or newer
- Heartbeat mechanism: leaders send heartbeats, followers reset election timeout on receipt
- Log consistency checks: prevLogIndex/prevLogTerm validation in MsgApp processing
- Majority-based leader election and log commitment
- Basic network message delays and losses

Generate a TLA+ model that accurately models the system's behavior.

CRITICAL OUTPUT REQUIREMENTS:

1. The MODULE name must be exactly "etcdraft"  
" (---- MODULE etcdraft ----)
2. Return ONLY pure TLA+ model code - no markdown code blocks (no ```tla or ```)
3. Do not include any explanations, comments, or formatting markers
4. Start your response directly with: ---- MODULE etcdraft  
----
5. End your response with the closing =====
6. **\*\*DO NOT define invariants\*\*** (like MutualExclusion, Invariant, etc.) - focus on modeling the system behavior
7. **\*\*MUST include EXTENDS statement\*\***: The model must extend at least these modules: TLC, Sequences, SequencesExt, Naturals, FiniteSets, Bags

**TLC configuration generation.** This prompt directs an LLM to generate a TLC configuration file. The configuration file requires the LLM's understanding of the system to make the model executable, such as designating the initial predicate and next-state relations. The `$tla_spec` field is instantiated with the TLA<sup>+</sup> model generated in the previous step.

#### TLC Configuration Generation Prompt

You are a TLA+ expert. Generate a complete TLC configuration file (.cfg) for the `etcd` model that can be directly saved and used for model checking.

## Input Model:

`$tla_spec`

## Requirements:

1. **\*\*Analyze the model\*\*** to identify the main model name and all declared constants
2. **\*\*Generate complete .cfg file content\*\*** with SPECIFICATION, CONSTANTS sections
3. **\*\*Use small values for constants\*\*** to ensure efficient model checking (2-3 servers, small integers)
4. **\*\*Output ONLY the raw .cfg file content\*\*** - no explanations, no markdown, no code blocks

## Example Output Format:

SPECIFICATION SpecName

CONSTANTS

...

**\*\*CRITICAL: Your response must contain exactly ONE complete .cfg file. Do not repeat any sections. Start your response immediately with "SPECIFICATION" and include nothing else.\*\***

## E.2 MODEL REFINEMENT PROMPT

This prompt provides guidance for the LLM to refine the previously generated model using syntax and runtime evaluation results from SYSMOBENCH. The `{current_model}` field contains the previous iteration's model, `{current_tlc_cfg}` contains the previous TLC configuration, `{syntax_errors}` contains the syntax errors reported by SANY, and `{runtime_errors}` contains the runtime errors reported by TLC.

#### Model Refinement Prompt

You are an expert TLA+ model specialist with extensive experience in concurrent and distributed systems modeling.

I need you to fix errors in a TLA+ model for `etcdraft` system.

## Current TLA+ Model

```tla

`{current_model}`

```

...

## Current TLC Configuration
...
{current.tlc.cfg}
...

## Errors Found

**Detailed Syntax Errors:**
{syntax_errors}

**Detailed Runtime Errors:**
{runtime_errors}

## Correction Instructions
This is correction attempt {attempt_number} of {max_attempts}.

Please provide a corrected TLA+ model that fixes these errors. Your corrected model should:

1. **Fix all syntax errors**: Ensure proper TLA+ syntax, correct operator usage, and valid module structure
2. **Resolve runtime errors**: Define missing variables, operators, and ensure logical consistency
3. **Maintain original intent**: Keep the core distributed system logic and behavior from the source code
4. **Follow TLA+ best practices**: Use appropriate data structures, actions, and invariants
5. **Be complete and self-contained**: Include all necessary EXTENDS, CONSTANTS, VARIABLES, and operator definitions

Focus specifically on:
- Defining any missing variables or constants
- Implementing missing operators or functions
- Fixing syntax issues with operators, expressions, or module structure
- Ensuring proper action definitions and state transitions
- Maintaining consistency with etcdraft's system behavior

**CRITICAL OUTPUT REQUIREMENTS**
- Return ONLY pure TLA+ model code
- NO markdown code blocks (no ```tla or ```)
- NO explanations, comments, or text outside the model
- NO formatting markers of any kind
- The MODULE name must be exactly "etcdraft"
- Start directly with: ---- MODULE etcdraft ----

```

## F TRACE LEARNING AGENT

The trace learning agent does not use any code as input; instead, it relies on the distributed traces as context. Similar to the basic modeling agent, we provide an initial prompt analogous to the basic modeling agent’s prompt (§E.1), but substituting the codebase context with trace information instead. If the first model generation fails to pass compilation, the model refinement loop will pass the errors back to the LLM to iteratively fix the spec.

**Trace formats.** The trace-based method works with several types of traces and can be easily extended to additional systems. For each trace format, we provide a short custom prompt explaining the format. We currently support:

- **.ndjson** and **.jsonl** logs: Newline-delimited JSON, with coarse-grained logs defined by the specific system. One log file contains multiple nodes’ execution logs.
- **PGo**-instrumented logs generated by TraceLink (Hackett & Beschastnikh, 2025): Also newline-delimited JSON and contains PGo-specific concepts like archetype names and vector clocks. Variable updates are logged in fine-grained detail at each PGo-defined critical section. One log file is output per node; there are multiple log files per distributed execution.

**Optimizations.** We anecdotally noticed that passing single execution traces results in overfitting by the model, with generated specs closely reflecting the single executed path. Providing more traces improves context for the model.

One issue we encountered was fitting large traces into models’ context windows. The JSON structure of traces is expensive in tokens, because each “[”, “:”, and other punctuation represents a separate

token. Most of the models we used had a context window of about 200K tokens; a JSON trace of several megabytes, such as the Etcd Raft traces, simply could not fit. We solved this with three workarounds:

- We support sampling for systems with large traces, randomly choosing a set of execution traces among all collected traces.
- We convert the nested JSON structure into tab-separated values (TSV) format, which deduplicates JSON keys into the TSV header and uses only tabs as a separator to save tokens.
- We abbreviate repeated state or action values (e.g., `ReceiveRequestVoteResponse`) to acronyms (e.g., `RRVR`) and provide a mapping in the prompt.

The TSV and abbreviation optimizations significantly save tokens: with the Claude tokenizer, it reduces token use by 62% for ten lines of Etcd Raft traces (from 645 to 262 tokens), and by 63% for ten lines of mutex traces (from 866 to 318 tokens). This enabled us to fit multiple traces into the initial prompt, reducing the impact of overfitting. We did not apply this optimization to the other methods, since code is less structured and does not have obvious candidates for deduplication.

## G COMPLETE EVALUATION RESULTS

We present the complete evaluation results for all systems in our benchmark using three AI agents: Basic Modeling, Code Translation, and Trace Learning in Tables 4–12. These tables follow the same evaluation setup as described in §4.

Table 4: Asterinas Spinlock

| Agent            | LLM             | Syntax    | Runtime   | Conformance | Invariant |
|------------------|-----------------|-----------|-----------|-------------|-----------|
| Basic Modeling   | Claude-Sonnet-4 | 100.00% ✓ | 100.00% ✓ | 100.00%     | 100.00%   |
|                  | GPT-5           | 100.00% ✓ | 100.00% ✓ | 80.00%      | 100.00%   |
|                  | Gemini-2.5-Pro  | 100.00% ✓ | 100.00% ✓ | 80.00%      | 85.71%    |
|                  | DeepSeek-R1     | 100.00% ✓ | 100.00% ✓ | 80.00%      | 100.00%   |
| Code Translation | Claude-Sonnet-4 | 100.00% ✓ | 100.00% ✓ | 100.00%     | 100.00%   |
|                  | GPT-5           | 100.00% ✓ | 100.00% ✓ | 100.00%     | 85.71%    |
|                  | Gemini-2.5-Pro  | 100.00% ✓ | 100.00% ✓ | 100.00%     | 100.00%   |
|                  | DeepSeek-R1     | 100.00% ✓ | 100.00% ✓ | 100.00%     | 100.00%   |
| Trace Learning   | Claude-Sonnet-4 | 50.00% ✗  | -         | -           | -         |
|                  | GPT-5           | 100.00% ✓ | 0.00% ✗   | -           | -         |
|                  | Gemini-2.5-Pro  | 100.00% ✓ | 0.00% ✗   | -           | -         |
|                  | DeepSeek-R1     | 100.00% ✓ | 0.00% ✗   | -           | -         |

The trace learning agent underperforms compared to the other two agents, typically failing compilation and runtime checks. We observe that it is more difficult for LLMs to process structured trace data, in comparison to source code. Specifically, Claude-Sonnet-4 appears to be particularly weak in this regard, achieving the lowest syntax scores, despite its coding capabilities. This trend of the trace learning agent is consistent across all the evaluated system artifacts (Tables 7–12).

Table 5: Asterinas Mutex

| Agent            | LLM             | Syntax    | Runtime   | Conformance | Invariant |
|------------------|-----------------|-----------|-----------|-------------|-----------|
| Basic Modeling   | Claude-Sonnet-4 | 100.00% ✓ | 100.00% ✓ | 100.00%     | 100.00%   |
|                  | GPT-5           | 100.00% ✓ | 100.00% ✓ | 100.00%     | 85.71%    |
|                  | Gemini-2.5-Pro  | 100.00% ✓ | 100.00% ✓ | 66.67%      | 85.71%    |
|                  | DeepSeek-R1     | 100.00% ✓ | 100.00% ✓ | 66.67%      | 100.00%   |
| Code Translation | Claude-Sonnet-4 | 100.00% ✓ | 100.00% ✓ | 100.00%     | 100.00%   |
|                  | GPT-5           | 100.00% ✓ | 100.00% ✓ | 100.00%     | 100.00%   |
|                  | Gemini-2.5-Pro  | 100.00% ✓ | 100.00% ✓ | 100.00%     | 85.71%    |
|                  | DeepSeek-R1     | 100.00% ✓ | 100.00% ✓ | 100.00%     | 85.71%    |
| Trace Learning   | Claude-Sonnet-4 | 50.00% ✗  | -         | -           | -         |
|                  | GPT-5           | 50.00% ✗  | -         | -           | -         |
|                  | Gemini-2.5-Pro  | 100.00% ✓ | 0.00% ✗   | -           | -         |
|                  | DeepSeek-R1     | 50.00% ✗  | 0.00% ✗   | -           | -         |

Table 6: Asterinas Rwmutex

| Agent            | LLM             | Syntax    | Runtime   | Conformance | Invariant |
|------------------|-----------------|-----------|-----------|-------------|-----------|
| Basic Modeling   | Claude-Sonnet-4 | 100.00% ✓ | 100.00% ✓ | 100.00%     | 90.00%    |
|                  | GPT-5           | 100.00% ✓ | 100.00% ✓ | 75.00%      | 80.00%    |
|                  | Gemini-2.5-Pro  | 100.00% ✓ | 100.00% ✓ | 0.00%       | 80.00%    |
|                  | DeepSeek-R1     | 100.00% ✓ | 100.00% ✓ | 50.00%      | 90.00%    |
| Code Translation | Claude-Sonnet-4 | 100.00% ✓ | 100.00% ✓ | 100.00%     | 90.00%    |
|                  | GPT-5           | 100.00% ✓ | 100.00% ✓ | 100.00%     | 90.00%    |
|                  | Gemini-2.5-Pro  | 100.00% ✓ | 100.00% ✓ | 100.00%     | 80.00%    |
|                  | DeepSeek-R1     | 100.00% ✓ | 100.00% ✓ | 50.00%      | 90.00%    |
| Trace Learning   | Claude-Sonnet-4 | 50.00% ✗  | -         | -           | -         |
|                  | GPT-5           | 100.00% ✓ | 0.00% ✗   | -           | -         |
|                  | Gemini-2.5-Pro  | 100.00% ✓ | 0.00% ✗   | -           | -         |
|                  | DeepSeek-R1     | 50.00% ✗  | -         | -           | -         |

Table 7: Etcd Raft

| Agent            | LLM             | Syntax    | Runtime  | Conformance | Invariant |
|------------------|-----------------|-----------|----------|-------------|-----------|
| Basic Modeling   | Claude-Sonnet-4 | 100.00% ✓ | 25.00% ✓ | 7.69%       | 69.23%    |
|                  | GPT-5           | 47.87% ✗  | -        | -           | -         |
|                  | Gemini-2.5-Pro  | 50.00% ✗  | -        | -           | -         |
|                  | DeepSeek-R1     | 50.00% ✗  | -        | -           | -         |
| Code Translation | Claude-Sonnet-4 | 100.00% ✓ | 66.67% ✓ | 15.38%      | 92.31%    |
|                  | GPT-5           | 100.00% ✓ | 20.00% ✗ | -           | -         |
|                  | Gemini-2.5-Pro  | 44.44% ✗  | -        | -           | -         |
|                  | DeepSeek-R1     | 100.00% ✓ | 0.00% ✗  | -           | -         |
| Trace Learning   | Claude-Sonnet-4 | 50.00% ✗  | -        | -           | -         |
|                  | GPT-5           | 48.78% ✗  | -        | -           | -         |
|                  | Gemini-2.5-Pro  | 42.31% ✗  | -        | -           | -         |
|                  | DeepSeek-R1     | 47.73% ✗  | -        | -           | -         |

Table 8: Redis Raft

| Agent            | LLM             | Syntax    | Runtime   | Conformance | Invariant |
|------------------|-----------------|-----------|-----------|-------------|-----------|
| Basic Modeling   | Claude-Sonnet-4 | 100.00% ✓ | 0.00% ✗   | -           | -         |
|                  | GPT-5           | 100.00% ✓ | 0.00% ✗   | -           | -         |
|                  | Gemini-2.5-Pro  | 50.00% ✗  | -         | -           | -         |
|                  | DeepSeek-R1     | 100.00% ✓ | 0.00% ✗   | -           | -         |
| Code Translation | Claude-Sonnet-4 | 100.00% ✓ | 23.81% ✓  | 9.09%       | 75.00%    |
|                  | GPT-5           | 100.00% ✓ | 0.00% ✗   | -           | -         |
|                  | Gemini-2.5-Pro  | 50.00% ✗  | -         | -           | -         |
|                  | DeepSeek-R1     | 100.00% ✓ | 100.00% ✓ | 0.00%       | 25.00%    |
| Trace Learning   | Claude-Sonnet-4 | 50.00% ✗  | -         | -           | -         |
|                  | GPT-5           | 47.06% ✗  | -         | -           | -         |
|                  | Gemini-2.5-Pro  | 100.00% ✓ | 0.00% ✗   | -           | -         |
|                  | DeepSeek-R1     | 48.53% ✗  | -         | -           | -         |

The system model generated by DeepSeek-R1 is overly simplified; thus, it has high syntax and runtime correctness, but have low score on invariants (the protocol logic is incorrect) and 0% on conformance.

Table 9: Xline CURP

| Agent            | LLM             | Syntax    | Runtime   | Conformance | Invariant |
|------------------|-----------------|-----------|-----------|-------------|-----------|
| Basic Modeling   | Claude-Sonnet-4 | 100.00% ✓ | 0.00% ✗   | -           | -         |
|                  | GPT-5           | 100.00% ✓ | 0.00% ✗   | -           | -         |
|                  | Gemini-2.5-Pro  | 100.00% ✓ | 0.00% ✗   | -           | -         |
|                  | DeepSeek-R1     | 100.00% ✓ | 0.00% ✗   | -           | -         |
| Code Translation | Claude-Sonnet-4 | 100.00% ✓ | 100.00% ✓ | 50.00%      | 100.00%   |
|                  | GPT-5           | 100.00% ✓ | 0.00% ✗   | -           | -         |
|                  | Gemini-2.5-Pro  | 100.00% ✓ | 100.00% ✓ | 66.67%      | 100.00%   |
|                  | DeepSeek-R1     | 100.00% ✓ | 0.00% ✗   | -           | -         |
| Trace Learning   | Claude-Sonnet-4 | 50.00% ✗  | -         | -           | -         |
|                  | GPT-5           | 100.00% ✓ | 0.00% ✗   | -           | -         |
|                  | Gemini-2.5-Pro  | 46.15% ✗  | -         | -           | -         |
|                  | DeepSeek-R1     | 100.00% ✓ | 0.00% ✗   | -           | -         |

Xline CURP is the largest system artifact in SYSMOBENCH (see Table 1). We suspect that the system model generated by Gemini-2.5-Pro benefits from its 1M-token context window, enabling effective summarization of the 4000+ line codebase into a concise TLA<sup>+</sup> representation.

Table 10: PGo dqueue

| Agent            | LLM             | Syntax    | Runtime   | Conformance | Invariant |
|------------------|-----------------|-----------|-----------|-------------|-----------|
| Basic Modeling   | Claude-Sonnet-4 | 100.00% ✓ | 33.33% ✓  | 33.33%      | 0.00%     |
|                  | GPT-5           | 100.00% ✓ | 0.00% ✗   | -           | -         |
|                  | Gemini-2.5-Pro  | 100.00% ✓ | 0.00% ✗   | -           | -         |
|                  | DeepSeek-R1     | 100.00% ✓ | 0.00% ✗   | -           | -         |
| Code Translation | Claude-Sonnet-4 | 100.00% ✓ | 100.00% ✓ | 0.00%       | 100.00%   |
|                  | GPT-5           | 100.00% ✓ | 100.00% ✓ | 0.00%       | 100.00%   |
|                  | Gemini-2.5-Pro  | 100.00% ✓ | 100.00% ✓ | 0.00%       | 100.00%   |
|                  | DeepSeek-R1     | 100.00% ✓ | 100.00% ✓ | 0.00%       | 100.00%   |
| Trace Learning   | Claude-Sonnet-4 | 100.00% ✓ | 0.00% ✗   | -           | -         |
|                  | GPT-5           | 100.00% ✓ | 0.00% ✗   | -           | -         |
|                  | Gemini-2.5-Pro  | 100.00% ✓ | 0.00% ✗   | -           | -         |
|                  | DeepSeek-R1     | 100.00% ✓ | 0.00% ✗   | -           | -         |

Table 11: PGo locksvc

| Agent            | LLM             | Syntax    | Runtime   | Conformance | Invariant |
|------------------|-----------------|-----------|-----------|-------------|-----------|
| Basic Modeling   | Claude-Sonnet-4 | 44.45% ✗  | -         | -           | -         |
|                  | GPT-5           | 100.00% ✓ | 0.00% ✗   | -           | -         |
|                  | Gemini-2.5-Pro  | 100.00% ✓ | 0.00% ✗   | -           | -         |
|                  | DeepSeek-R1     | 100.00% ✓ | 0.00% ✗   | -           | -         |
| Code Translation | Claude-Sonnet-4 | 100.00% ✓ | 100.00% ✓ | 0.00%       | 83.33%    |
|                  | GPT-5           | 100.00% ✓ | 100.00% ✓ | 0.00%       | 66.67%    |
|                  | Gemini-2.5-Pro  | 100.00% ✓ | 0.00% ✗   | -           | -         |
|                  | DeepSeek-R1     | 100.00% ✓ | 100.00% ✓ | 0.00%       | 50.00%    |
| Trace Learning   | Claude-Sonnet-4 | 42.31% ✗  | -         | -           | -         |
|                  | GPT-5           | 100.00% ✓ | 0.00% ✗   | -           | -         |
|                  | Gemini-2.5-Pro  | 50.00% ✗  | -         | -           | -         |
|                  | DeepSeek-R1     | 50.00% ✗  | -         | -           | -         |

Table 12: PGo raftkvs

| Agent            | LLM             | Syntax    | Runtime   | Conformance | Invariant |
|------------------|-----------------|-----------|-----------|-------------|-----------|
| Basic Modeling   | Claude-Sonnet-4 | 44.57% ✗  | -         | -           | -         |
|                  | GPT-5           | 100.00% ✓ | 0.00% ✗   | -           | -         |
|                  | Gemini-2.5-Pro  | 45.84% ✗  | -         | -           | -         |
|                  | DeepSeek-R1     | 45.32% ✗  | -         | -           | -         |
| Code Translation | Claude-Sonnet-4 | 100.00% ✓ | 50.00% ✓  | 0.00%       | 90.91%    |
|                  | GPT-5           | 100.00% ✓ | 100.00% ✓ | 0.00%       | 72.73%    |
|                  | Gemini-2.5-Pro  | 40.91% ✗  | -         | -           | -         |
|                  | DeepSeek-R1     | 100.00% ✓ | 22.22% ✗  | -           | -         |
| Trace Learning   | Claude-Sonnet-4 | 50.00% ✗  | -         | -           | -         |
|                  | GPT-5           | 46.55% ✗  | -         | -           | -         |
|                  | Gemini-2.5-Pro  | 41.67% ✗  | -         | -           | -         |
|                  | DeepSeek-R1     | 47.83% ✗  | -         | -           | -         |

We observe that the characteristics of LLM performance on PGo-compiled systems are very different from human-written systems as discussed in Section 5 and Appendix C. We find that GPT-5 performs generally perform well on PGo systems, indicating its ability of understanding machine-generated code patterns.