

SAME CONTENT, DIFFERENT REPRESENTATIONS: A CONTROLLED STUDY FOR TABLE QA

Yue Zhang^{1*} Seiji Maekawa² Nikita Bhutani²

¹The University of Texas at Dallas ²Megagon Labs

yxz230014@utdallas.edu {seiji,nikita}@megagon.ai

ABSTRACT

Table Question Answering (Table QA) in real-world settings must operate over both structured databases and semi-structured tables containing textual fields. However, existing benchmarks are tied to fixed data formats and have not systematically examined how representation itself affects model performance. We present the first controlled study that isolates the role of table representation by holding content constant while varying structure. Using a verbalization pipeline, we generate paired structured and semi-structured tables, enabling direct comparisons across modeling paradigms. To support detailed analysis, we introduce a diagnostic benchmark with splits along table size, join requirements, query complexity, and schema quality. Our experiments reveal consistent trade-offs: SQL-based methods achieve high accuracy on structured inputs but degrade on semi-structured data, LLMs exhibit flexibility but reduced precision, and hybrid approaches strike a balance, particularly under noisy schemas. These effects intensify with larger tables and more complex queries. Ultimately, no single method excels across all conditions, and we highlight the central role of representation in shaping Table QA performance. Our findings provide actionable insights for model selection and design, paving the way for more robust hybrid approaches suited for diverse real-world data formats.

1 INTRODUCTION

Tables are a fundamental medium for storing and communicating information across domains such as finance (Chen et al., 2021), scientific communication (Ghosh et al., 2024), biomedical records (Ghosh et al., 2024), and the web (Chakrabarti et al., 2020). Unlocking the knowledge contained in these tables has motivated extensive research on Table Question Answering (Table QA), where models answer natural language queries grounded in tabular data (Pasupat & Liang, 2015; Iyyer et al., 2017). In practice, tables appear in both structured formats with rigid schemas and executable SQL queries (Zhong et al., 2017; Li et al., 2023; Wu et al., 2025a), and semi-structured formats where columns are irregular and cells contain free text (Chen et al., 2021; 2020; Singh et al., 2025). Structured tables enable precision and symbolic reasoning, while semi-structured tables offer robustness to noise and incomplete metadata. Since both formats coexist in real-world settings, understanding their impact on Table QA methods is crucial.

Despite substantial progress, this key question remains unanswered: how do different modeling paradigms handle variation in table representation? Existing benchmarks focus on query domain or complexity (Li et al., 2023; Wu et al., 2025a; Zhu et al., 2025), but fix the table format itself. As a result, models are optimized for a single representation, leaving their robustness to representation shift unclear. Current approaches fall into three main families: NL2SQL methods (Dong & Lapata, 2016; Zhong et al., 2017; Liu et al., 2022), LLM-based methods (Zhang et al., 2025c;a), and hybrid methods (Zhang et al., 2024; Ye et al., 2023; Abhyankar et al., 2025; Khoja et al., 2025). NL2SQL methods scale and reason precisely but are brittle under noisy or irregular schemas. LLM-based methods can handle semi-structured inputs containing free text but struggle on complex queries and long tables. Hybrid methods combine symbolic execution with neural reasoning to balance

*Work done during internship at Megagon Labs.

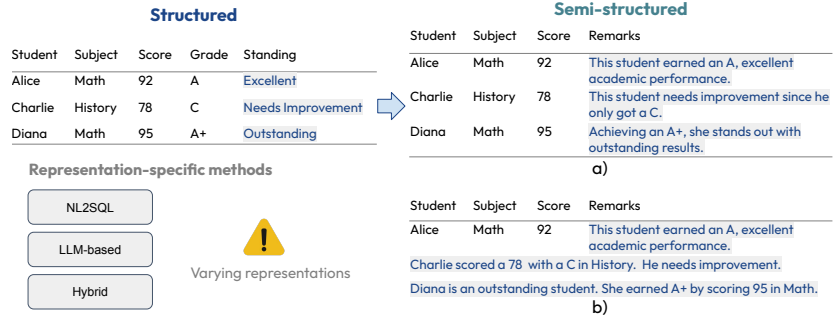


Figure 1: Structured vs. semi-structured formats of the same table pose challenges for Table QA methods that assume a fixed data format.

flexibility and precision. Without a controlled evaluation of representation effects, practitioners lack guidance on method selection, and researchers risk overfitting to narrow benchmark conditions.

To address this gap, we present the first controlled study of table representation in Table QA. Our framework generates paired structured and semi-structured tables using a verbalization pipeline, holding content constant while varying representation (Figure 1). It enables systematic comparisons across modeling families, task conditions, and evaluation dimensions. Our contributions include:

- **Controlled comparison of representations:** we introduce a verbalization pipeline to convert structured tables into semi-structured forms, isolating the effects of representation while preserving semantics.
- **Fine-grained diagnostic benchmark:** we decompose task difficulty into four dimensions including table size, table joins, query complexity, and schema quality. This enables targeted analysis of method strengths and weaknesses.
- **Comprehensive evaluation:** we assess NL2SQL, LLM-based, and hybrid methods on BIRD (Li et al., 2023), MMQA (Wu et al., 2025a), and TableEval (Zhu et al., 2025) datasets, revealing trade-offs that inform both model design and practical deployment.

Our experiments show that representation is a major driver of performance. NL2SQL excels on structured inputs but drops 30–45% on semi-structured ones. LLMs are more stable (only 3.5% decline) but struggle with long or compositional queries. Hybrids fall by under 5% and are generally robust across conditions. These trade-offs intensify with larger tables, complex queries, and noisy schemas. Long tables reduce accuracy for all methods, though NL2SQL remains strong on long structured tables (62.9% accuracy). In contrast, hybrids outperform LLMs on long semi-structured tables, demonstrating better scalability. Multi-table reasoning and query complexity remain challenging across all methods. Schema quality proves especially influential: noisy schemas severely hurt NL2SQL, while verbalization often improves LLMs and hybrids by embedding schema cues in natural language.

Ultimately, no single paradigm excels across all conditions. Our findings establish representation as a central factor in Table QA, provide actionable insights for method selection, and motivate future hybrid systems to operate robustly across diverse real-world table formats. We will release our framework and benchmark to support ongoing research.

2 EXPLORING POTENTIAL FACTORS OF REASONING

Table QA is challenging not only due to the diversity of natural language queries but also due to how information is represented. A model’s performance depends jointly on table representation (structured vs. semi-structured) and additional factors such as table size, schema quality, and query complexity. These challenges are salient in real-world settings, where tables are often large, noisy, and irregularly organized. We first contrast structured and semi-structured representations, then introduce four core dimensions that govern reasoning difficulty and ground our diagnostic evaluation.

2.1 TABLE REPRESENTATIONS: STRUCTURED VS. SEMI-STRUCTURED

Structured tables. Structured tables adhere to fixed schemas. Each column encodes a predefined attribute and each row conforms to the schema. This consistency enables efficient storage, precise querying, and symbolic approaches such as NL2SQL (Ramakrishnan & Gehrke, 2003). However, most NL2SQL datasets assume idealized schemas, overlooking real-world issues such as missing attributes or misaligned semantics. For instance, a query about the ‘standing of Alice’ becomes invalid if that information is embedded in free text rather than in a dedicated column (Figure 1).

Semi-structured tables. Semi-structured tables relax these constraints. Columns may be merged or repurposed (e.g., combining grade and standing), rows may summarize entities, and cells may contain long-form text, lists, or multimodal content. Web tables (Wang et al., 2024) and spreadsheets (Ma et al., 2024) exemplify this format. While they capture rich real-world information, their irregular structure complicates parsing, schema alignment, and reasoning.

2.2 CORE DIMENSIONS OF REASONING DIFFICULTY

Prior studies have shown that representational aspects such as table length (Chen et al., 2024), multi-table reasoning (Wu et al., 2025a), and query complexity (Zhu et al., 2025) substantially affect performance. Yet, these insights remain fragmented across benchmarks, and no framework has systematically examined their interaction with representation. We close this gap by analyzing four core dimensions: *table size*, *table joins*, *query complexity*, and *schema quality*. By varying these conditions under both structured and semi-structured representations, we disentangle their individual contributions and analyze robustness.

Table size. Large tables strain token windows and increase attention cost quadratically, leading to truncation, sparse supervision, and difficulty locating relevant rows Liu et al. (2023); Hsieh et al. (2024). LLMs also approximate numbers and struggle with exact comparisons across many values, causing errors in factual and financial QA Chen et al. (2019); Zhu et al. (2021). In this work, we categorize *short tables* as under 100 rows and *long tables* as over 100 rows.

Table joins. Joins require aligning schemas and linking rows across multiple tables. This introduces challenges of ambiguous keys, irrelevant columns/rows and compositional reasoning. Semi-structured representations exacerbate these issues since explicit keys are often absent. We vary the number of tables per query and the presence of explicit key constraints to probe join difficulty.

Query complexity. Queries range from simple lookups to multi-step reasoning involving aggregation, filtering, comparisons, and arithmetic. Existing datasets often target narrow slices (e.g., SQL lookups (Zhong et al., 2017), logical forms over web tables (Pasupat & Liang, 2015), or discrete reasoning (Zhu et al., 2021)). It remains unclear how methods scale from lookups to multi-step reasoning, particularly across table representations.

Schema quality. Schema encodes column names, data types, keys, and relationships. While curated databases maintain consistent schemas, real-world tables often have missing headers, inconsistent formatting, and absent metadata. Such noise can severely affect symbolic methods.

Together, these factors define the major dimensions of Table QA difficulty. By systematically varying them under both structured and semi-structured settings, we disentangle their individual contributions and assess model robustness.

3 FINE-GRAINED DIAGNOSTIC BENCHMARK

To systematically study the impact of table representations and disentangle the effects of the four factors outlined in Section 2, we construct a fine-grained diagnostic benchmark. Our design follows two guiding principles: (1) **Representation pairing.** Comparing structured and semi-structured Table QA requires identical semantics; otherwise, differences may reflect content mismatches. We achieve this by transforming structured tables into semi-structured ones via a controlled verbalization strategy. (2) **Factor isolation.** We partition existing benchmarks into controlled subsets that vary along the core factors. This allows us to assess each factor’s impact independently.

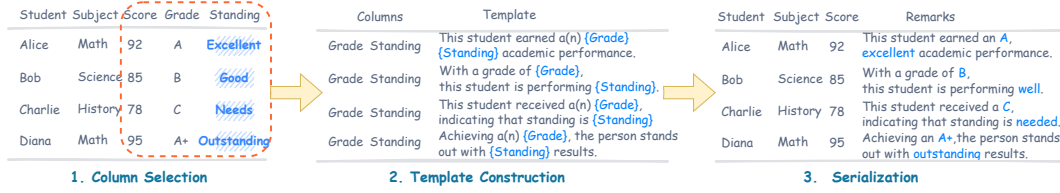


Figure 2: Verbalization pipeline for transforming structured tables into semi-structured representations while preserving semantics.

3.1 VERBALIZATION PIPELINE

Given a QA pair over a structured table, our verbalization pipeline produces a semi-structured variant of the same table. Each question is thus paired with two versions of its table: structured and semi-structured. The pipeline consists of three steps, illustrated in Figure 2:

1. **Column selection.** We first determine which columns to verbalize into free text. GPT-4o identifies suitable candidate columns, from which we sample *random* combinations to introduce diversity across instances. We experimented with three alternative selection strategies (Appendix B) and found comparable performance trends. We, hence, adopt the random strategy as the default.
2. **Template construction.** For the selected columns, we generate natural language templates conditioned on the table schema, into which column values are inserted to form descriptive sentences. To reduce annotation cost, GPT-4o produces candidate templates, which are lightly corrected for errors. For each column combination, we create five diverse templates to increase variation.
3. **Serialization.** Finally, templates are instantiated with table values, merging verbalized content into a single free-text column while removing the original structured columns. The resulting semi-structured table mirrors the semantics of the original but encodes them in a text-heavy, less rigid format. Both versions are retained for side-by-side evaluation.

3.2 DIAGNOSTIC SPLITS

To isolate the effects of representational and structural factors, we partition benchmarks into controlled subsets rather than treating them as monolithic. Each split targets one of four dimensions: table size, number of tables, query complexity, and schema quality. This design allows us to identify settings where different paradigms succeed or fail and provides a fine-grained view of robustness not captured by benchmark-level scores.

We construct diagnostic splits from three complementary benchmarks: 1) **BIRD** (Li et al., 2023): a large-scale, curated dataset with clean schemas and reliable evaluation protocols, representing the best-case setting for structured Table QA. 2) **MMQA** (Wu et al., 2025a): a benchmark explicitly designed for multi-table reasoning, where questions require retrieving and integrating evidence across multiple relational tables. 3) **TableEval** (Zhu et al., 2025): a collection of real-world web tables with noisy schemas, incomplete metadata, and inconsistent formatting, reflecting practical deployment challenges. Together, these datasets span clean to noisy conditions and single- to multi-table reasoning, providing a broad testbed for our diagnostic evaluation. Table 1 summarizes the resulting fine-grained diagnostic splits.

Table 1: Diagnostic splits for factors: table length, no. of tables, query complexity, schema quality.

Subset ID	Data Source	Table Joins	Length	Query Complexity	Schema	#Samples
S1	BIRD	✗	short	lookup	clean	95
S2	TableEval	✗	short	lookup	incomplete	169
S3	BIRD	✗	short	compositional reasoning	clean	435
S4	BIRD	✗	long	lookup	clean	78
S5	BIRD	✗	long	compositional reasoning	clean	258
M1	MMQA	✓	short	compositional reasoning	clean	427
M2	MMQA	✓	long	compositional reasoning	clean	166

4 EXPERIMENTAL SETUP

We now describe our evaluation protocol for isolating representation effects, including research questions, baselines, and metrics.

4.1 RESEARCH QUESTIONS

We organize our comparison across method families around five key questions: **RQ1.** How does performance vary across paradigms when comparing structured and semi-structured inputs with identical content? **RQ2.** How do methods scale from short (<100 rows) to long (≥ 100 rows) tables? **RQ3.** How do multi-table alignment and join operations affect performance? **RQ4.** How does performance change from simple lookups to multi-step compositional queries (filters, aggregations, joins, comparisons)? **RQ5.** How robust are methods under noisy or incomplete schemas?

4.2 BASELINES AND SETUPS

We evaluate three method families by selecting representative methods from each family.

- **LLMs.** We use GPT-4o¹ (Hurst et al., 2024), Gemini-2.5-flash² (Anil et al., 2023), and Qwen3³ (Yang et al., 2025) as baselines for directly predicting the answer without any SQL execution. The detailed prompts are shown in Appendix A.
- **NL2SQL methods.** We include two approaches that generate SQL queries. a) **LLM-NL2SQL baseline:** a two-stage pipeline where an LLM generates SQL from the question and schema, executed via SQLite. We provide schema information (tables, columns, keys) and a small set of example values per column via value previews. The detailed prompts are shown in Appendix A. b) **XiYan** (Gao et al., 2024): a recent framework that improves SQL generation via a multi-generator ensemble design. It includes modules for schema linking via column/value retrieval, candidate generation with diverse LLM-based generators, and candidate selection/ranking before execution. We use GPT-4o as backbone across generators and rankers for fair comparison.
- **Hybrid methods.** We consider two hybrid approaches that combine SQL-based retrieval with LLM reasoning. a) **H-STAR** (Abhyankar et al., 2025): a hybrid method that first performs table extraction (relevant columns/rows via SQL and LLM filtering), then routes numeric/aggregation tasks to SQL and relational/descriptive reasoning to the LLM. This allows H-STAR to combine precise symbolic computation with flexible natural-language inference. b) **Weaver** (Khoja et al., 2025): executes a stepwise workflow assigning operations to SQL or LLM, feeding intermediate tables back into the plan for integrated reasoning. This tight integration allows it to combine the precision of SQL with the flexibility of LLMs, improving robustness on complex queries that require both symbolic computation and semantic interpretation.

4.3 EVALUATION

Previous work (Deng et al., 2022; Wu et al., 2025a; Zhu et al., 2021) has largely relied on traditional metrics such as Exact Match (EM) and Partial Match (PM). However, these metrics suffer from well-known limitations: they depend on strict string-level comparison with the gold answer. Consequently, they penalize semantically correct predictions due to paraphrasing, formatting, or minor rounding differences. To address these limitations, we adopt LLMs as judges, a strategy shown to correlate strongly with human evaluation in a variety of reasoning tasks (Maekawa et al., 2025). Concretely, GPT-4o is given both the gold answer and the model’s prediction and prompted to determine semantic correctness. This evaluator tolerates surface variation while enforcing strict semantic equivalence. Unless stated otherwise, all results reported follow this evaluation protocol.

¹gpt-4o-2024-11-20

²gemini-2.5-flash

³qwen3-235b-a22b-thinking-2507

Table 2: Comparison of model paradigms on structured vs. semi-structured tables (RQ1). Weighted averages across diagnostic splits highlight the strong impact of input representation. **Bold** denotes the best, *italic* the second-best result within each block.

Model	Structured Acc. (%)	Semi-structured Acc. (%)	Drop (%)
GPT-4o	45.37	41.93	3.44
Gemini-2.5-flash	52.07	50.78	1.29
Qwen3-235B	38.20	36.70	1.50
LLM-NL2SQL	<i>69.14</i>	38.65	<i>30.49</i>
XiYan	69.55	24.08	45.47
H-STAR	49.48	<i>47.14</i>	2.34
Weaver	62.19	57.70	4.49

5 RESULTS AND ANALYSIS

5.1 RQ1: MODEL PERFORMANCE ACROSS PARADIGMS

We first examine how model performance varies across paradigms when comparing structured and semi-structured inputs with identical content, using weighted averages over all diagnostic splits.

NL2SQL models achieve the highest accuracy on structured tables, while hybrid models perform best on semi-structured tables. Table 2 shows that input representation has a substantial and consistent effect on performance, with semi-structured inputs posing greater challenges across the methods. On structured inputs, SQL-based methods outperform both hybrids and LLMs, reflecting their reliance on clean, explicit schemas. On semi-structured inputs, this ranking reverses: hybrids lead, LLMs degrade modestly. SQL methods suffer dramatic drops since irregular or implicit structures disrupt symbolic execution.

LLMs are the most robust to representation changes, due to their training on free-text, though they do not attain peak accuracy in either setting. These trends highlight the central role of representation in shaping model performance.

5.2 RQ2: IMPACT OF TABLE SIZE

We next examine how table size affects model performance across paradigms. To isolate the effect of table length, we compare short tables S1 and S3 against long tables S4 and S5 (see Table 1).

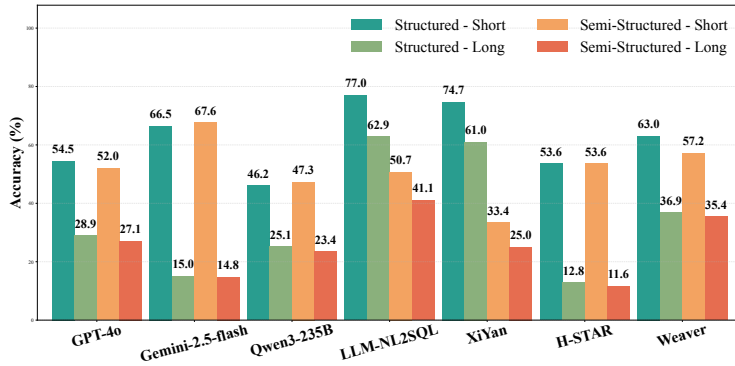


Figure 3: Short tables vs. long tables (RQ2). All models struggle on long tables. LLMs are most sensitive, NL2SQL excels on short structured tables, and hybrids remain relatively stable.

NL2SQL pipelines scale best on structured data but collapse on semi-structured tables. Table 3 indicates that table size has a substantial effect on accuracy across all families. Performance declines monotonically as tables grow. The rate of degradation, however, depends on the paradigm. NL2SQL methods perform best on short, structured tables and remain competitive on longer structured ones, leveraging execution engines that scale efficiently. However, semi-structured inputs expose their reliance on clean schemas. Accuracy drops sharply at scale (e.g., XiYan drops to 25.0%).

LLMs are highly sensitive to table length, whereas hybrids offer a balanced trade-off. LLMs perform reasonably on short tables but degrade substantially on long tables. For example, GPT-4o falls to 28.9% on structured and 27.1% on semi-structured data; with Gemini falling to <15%. Hybrid models, while less competitive on short structured tables, maintain relative robustness across table sizes, particularly on semi-structured data. For example, Weaver achieves 57.2% on short semi-structured tables and 35.4% on long ones, while H-STAR drops to <13% on long tables regardless of representation.

5.3 RQ3: IMPACT OF TABLE JOINS

To assess the effect of multi-table reasoning, we compare single-table subsets (S1–S5) with multi-table subsets (M1–M2).

NL2SQL models benefit from executable joins on structured tables but lose this advantage when schema signals are weak. Table 4 indicates that multi-table reasoning has a significant impact on performance, with effects varying by paradigm. On structured multi-table inputs, NL2SQL models leverage joins to integrate information across tables. For instance, LLM-NL2SQL improves from 71.5% (single-table) to 82.3% (multi-table), outperforming GPT-4o by over 35 points. However, this advantage disappears under semi-structured conditions, where implicit structure hinders grounding, resulting in sharp performance drops.

LLMs are largely insensitive to join structure. They show minimal differences between single- and multi-table inputs, reflecting limited ability to exploit relational dependencies. Gemini exhibits modest improvements on multi-table structured inputs, but gains are small relative to SQL-based methods. Hybrid models maintain relatively stable performance on structured multi-table inputs but currently offer limited support for multi-table reasoning under semi-structured conditions, constraining their effectiveness in realistic deployments.

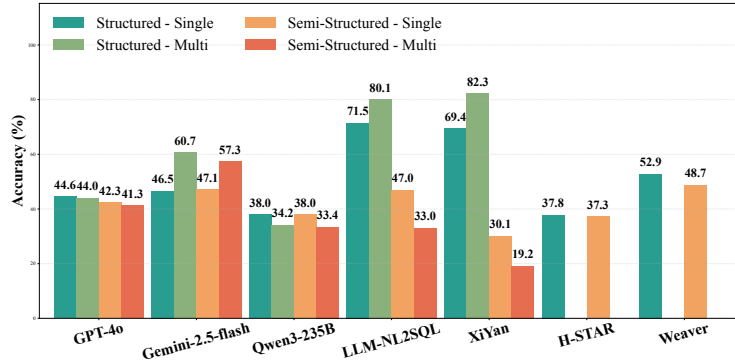


Figure 4: Single- vs. multi-table (RQ3). NL2SQL benefits from structured joins but fails on semi-structured tables. LLMs are largely insensitive to joins, while hybrids lack multi-table support.

5.4 RQ4: IMPACT OF QUERY COMPLEXITY

We assess how query complexity affects performance by comparing *lookup* (subsets S1, S4) and *compositional* (subsets S3, S5) queries. These subsets target single tables. To isolate impact of query complexity we exclude M1, M2 since they focus on multi-table settings.

NL2SQL models excel on structured queries but collapse under semi-structured conditions. Figure 5 shows that NL2SQL models achieve high accuracy on structured compositional queries, confirming the advantage of executable SQL for complex reasoning. However, their performance drops sharply under semi-structured conditions, reflecting brittleness to representational noise.

LLMs perform well on lookup queries but struggle with multi-hop reasoning. They achieve 70% accuracy on simple lookups but degrade significantly on compositional queries, highlighting limitations in symbolic and multi-step reasoning without execution support.

Hybrid models occupy the middle ground. They experience moderate drops from lookup to compositional queries, balancing flexibility and precision. In particular, Weaver sometimes outperforms structured inputs on semi-structured lookup queries, suggesting that natural-language verbalizations can better align with LLM pretraining and improve reasoning.

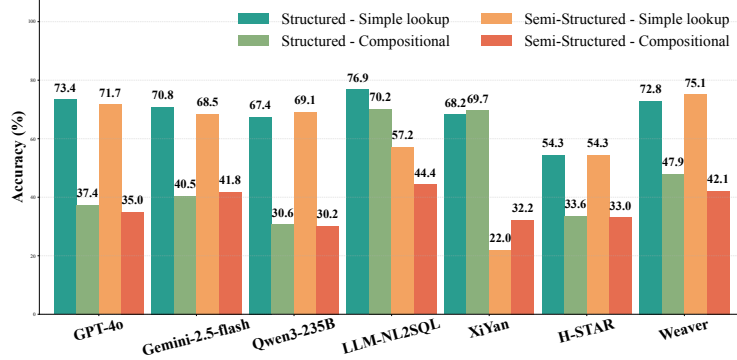


Figure 5: Lookup vs. compositional queries (RQ4). Accuracy drops across all models on multi-hop queries. NL2SQL excels on structured but fails on semi-structured inputs. LLMs and hybrids also degrade, though hybrids often benefit from semi-structured lookup queries.

5.5 RQ5: IMPACT OF SCHEMA QUALITY

We assess the effect of schema quality by comparing clean-schema tables (S1) with incomplete-schema tables (S2). We focus on lookup queries to isolate schema effects.

NL2SQL models are highly sensitive to schema quality, while LLMs and hybrids are more robust. Figure 6 shows that NL2SQL performance drops under incomplete schemas, reflecting their dependence on well-defined metadata. In contrast, LLMs maintain relatively high accuracy on clean schemas and degrade only moderately on incomplete ones, leveraging surface patterns even in noisy tables. Hybrid models are more resilient to schema noise. H-STAR mitigates irregularities via row/column pruning and alternative table views. Weaver remains stable by automatically renaming columns during SQL execution, reducing schema mismatches.

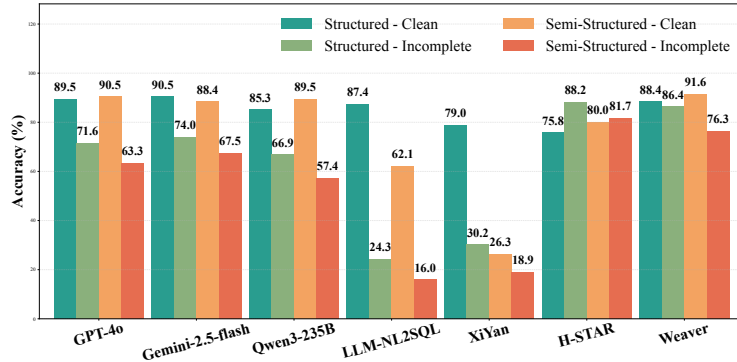


Figure 6: Clean-schema vs. incomplete-schema with lookup queries (RQ5). NL2SQL degrades under schema noise, while LLMs and hybrids remain robust.

5.6 CASE STUDY

We now present illustrative examples that capture the main failure modes when shifting from structured to semi-structured representations. Figure 7 shows a representative case from the “supplier” table, where the query asks for the top ten suppliers by account balance. On the structured version, NL2SQL methods (LLM-NL2SQL and XiYan) execute correctly by leveraging explicit fields such

Structured Table							Semi-structured Table				
s_supplykey	s_nationkey	s_comment	s_name	s_address	s_phone	s_acctbal	s_supplykey	s_nationkey	s_address	s_phone	description
4248	9	express asymptotes after the ...	Supplier#00004248	rst8NdeE8rHKMy38acg	856-321-5794	7129.18	4248	9	rst8NdeE8rHKMy38acg	856-321-5794	Supplier#000004248 has an account balance of 7129.18 and is noted for the comment: express ...
...

Question: Find the supply key of the top ten suppliers with the most account balance, and list the supply key along with the account balance in descending order of account balance.







NL2SQL methods: correctly ranks the top suppliers by account balance using the explicit <code>s_acctbal</code> column. 	NL2SQL methods: fail on semi-structured tables since account balances are embedded in free-text. 
LLMs: struggle with compositional reasoning without execution, introducing hallucinated outputs. 	LLMs: struggle with compositional reasoning without execution, introducing hallucinated outputs. 
Hybrid Methods: show mixed outcomes. Weaver producing correct results while H-STAR only outputs reasoning plans. 	Hybrid Methods: break down on semi-structured inputs. Weaver missing several results and H-STAR failing to output answers. 

Figure 7: An illustrative case from the RQ1 experiments. A check mark or cross indicates that all models in the series answered correctly or incorrectly, respectively, while the warning symbol denotes mixed outcomes. Example also compares structured and semi-structured inputs.

as “s_supplykey” and “s_acctbal”. On the semi-structured version, however, these attributes are embedded into free-text descriptions. The same models either output incorrect results or raise execution errors due to missing column references, illustrating the brittleness of NL2SQL pipelines under representational shifts. A similar failure is observed for the hybrid method Weaver, which also relies on SQL execution and cannot recover when key attributes are verbalized into text. This example highlights the challenges that semi-structured representations pose for models that depend on explicit schema linking and executable queries. We also provide additional case studies in Appendix D that highlight scenarios where different model families diverge in behavior.

6 RELATED WORK

Answering questions over tables requires models to reason over information that can appear in both structured database-style formats (Li et al., 2023; Lei et al., 2025) and semi-structured natural-language-like representations (Chen et al., 2021; 2020). Approaches to this problem can be broadly grouped into three paradigms, including translating questions into SQL queries (Wang et al., 2025), directly reasoning over table representations with large language models (Wu et al., 2025b; Zhang et al., 2025b), and hybrid methods (Khoja et al., 2025; Abhyankar et al., 2025) that combine symbolic and neural reasoning. Existing benchmarks (Zhong et al., 2017; Zhu et al., 2025; Wu et al., 2025a) for table QA typically categorize data by query type or task category, but pay little attention to representation factors such as table size, table joins, or schema quality together. Crucially, no prior work has isolated the effect of semi-structured representations under the same information conditions. Meanwhile, most analytical studies (Ashury-Tahan et al., 2025; Singha et al., 2023; Sui et al., 2024) evaluate a single family of methods in isolation, without systematically comparing how different paradigms respond to representation shifts. Our work fills these gaps by conducting a controlled, same-information study of structured and semi-structured inputs, analyzing their interaction with key reasoning factors across multiple method families.

7 CONCLUSION

We performed a controlled, same-information comparison of structured and semi-structured table representations across LLM, NL2SQL, and hybrid paradigms using a fine-grained diagnostic dataset constructed via an information-preserving verbalization pipeline. Our findings confirm that representation has a first-order effect. NL2SQL attains peak accuracy on structured inputs yet is brittle under semi-structured or noisy schemas. LLMs are comparatively robust across formats but trade off

peak accuracy. Hybrids mediate this trade-off and often lead under semi-structured inputs. Task factors consistently influence these trends. Long tables degrade all methods (most for LLMs), explicit joins benefit NL2SQL on structured data, multi-hop queries challenge all paradigms (especially NL2SQL on semi-structured inputs), and schema incompleteness severely impacts SQL-based systems. Overall, our results highlight the need for representation-aware benchmarks and systems, and for matching method families to data conditions in deployment.

REFERENCES

- Nikhil Abhyankar, Vivek Gupta, Dan Roth, and Chandan K. Reddy. H-STAR: Ilm-driven hybrid sql-text adaptive reasoning on tables. In Luis Chiruzzo, Alan Ritter, and Lu Wang (eds.), *Proceedings of the 2025 Conference of the Nations of the Americas Chapter of the Association for Computational Linguistics: Human Language Technologies, NAACL 2025 - Volume 1: Long Papers, Albuquerque, New Mexico, USA, April 29 - May 4, 2025*, pp. 8841–8863. Association for Computational Linguistics, 2025. doi: 10.18653/V1/2025.NAACL-LONG.445. URL <https://doi.org/10.18653/v1/2025.naacl-long.445>.
- Rohan Anil, Sebastian Borgeaud, Yonghui Wu, Jean-Baptiste Alayrac, Jiahui Yu, Radu Soricut, Johan Schalkwyk, Andrew M. Dai, Anja Hauth, Katie Millican, David Silver, Slav Petrov, Melvin Johnson, Ioannis Antonoglou, Julian Schrittwieser, Amelia Glaese, Jilin Chen, Emily Pitler, Timothy P. Lillicrap, Angeliki Lazaridou, Orhan Firat, James Molloy, Michael Isard, Paul Ronald Barham, Tom Hennigan, Benjamin Lee, Fabio Viola, Malcolm Reynolds, Yuanzhong Xu, Ryan Doherty, Eli Collins, Clemens Meyer, Eliza Rutherford, Erica Moreira, Kareem Ayoub, Megha Goel, George Tucker, Enrique Piqueras, Maxim Krikun, Iain Barr, Nikolay Savinov, Ivo Danihelka, Becca Roelofs, Anaïs White, Anders Andreassen, Tamara von Glehn, Lakshman Yagati, Mehran Kazemi, Lucas Gonzalez, Misha Khalman, Jakub Sygnowski, and et al. Gemini: A family of highly capable multimodal models. *CoRR*, abs/2312.11805, 2023. doi: 10.48550/ARXIV.2312.11805. URL <https://doi.org/10.48550/arXiv.2312.11805>.
- Shir Ashury-Tahan, Yifan Mai, Rajmohan C, Ariel Gera, Yotam Perlitz, Asaf Yehudai, Elron Bandel, Leshem Choshen, Eyal Shnarch, Percy Liang, and Michal Shmueli-Scheuer. The mighty torr: A benchmark for table reasoning and robustness. *CoRR*, abs/2502.19412, 2025. doi: 10.48550/ARXIV.2502.19412. URL <https://doi.org/10.48550/arXiv.2502.19412>.
- Kaushik Chakrabarti, Zhimin Chen, Siamak Shakeri, and Guihong Cao. Open domain question answering using web tables. *CoRR*, abs/2001.03272, 2020. URL <https://arxiv.org/abs/2001.03272>.
- Si-An Chen, Lesly Miculicich, Julian Eisenschlos, Zifeng Wang, Zilong Wang, Yanfei Chen, Yasuhisa Fujii, Hsuan-Tien Lin, Chen-Yu Lee, and Tomas Pfister. Tablerag: Million-token table understanding with language models. In Amir Globersons, Lester Mackey, Danielle Belgrave, Angela Fan, Ulrich Paquet, Jakub M. Tomczak, and Cheng Zhang (eds.), *Advances in Neural Information Processing Systems 38: Annual Conference on Neural Information Processing Systems 2024, NeurIPS 2024, Vancouver, BC, Canada, December 10 - 15, 2024*, 2024. URL http://papers.nips.cc/paper_files/paper/2024/hash/88dd7aa6979e352fda7c4952ca8eac59-Abstract-Conference.html.
- Wenhu Chen, Hongmin Wang, Jianshu Chen, Yunkai Zhang, Hong Wang, Shiyang Li, Xiyu Zhou, and William Yang Wang. Tabfact: A large-scale dataset for table-based fact verification. *arXiv preprint arXiv:1909.02164*, 2019.
- Wenhu Chen, Hanwen Zha, Zhiyu Chen, Wenhan Xiong, Hong Wang, and William Yang Wang. Hybridqa: A dataset of multi-hop question answering over tabular and textual data. In Trevor Cohn, Yulan He, and Yang Liu (eds.), *Findings of the Association for Computational Linguistics: EMNLP 2020, Online Event, 16-20 November 2020*, volume EMNLP 2020 of *Findings of ACL*, pp. 1026–1036. Association for Computational Linguistics, 2020. doi: 10.18653/V1/2020.FINDINGS-EMNLP.91. URL <https://doi.org/10.18653/v1/2020.findings-emnlp.91>.
- Zhiyu Chen, Wenhu Chen, Charese Smiley, Sameena Shah, Iana Borova, Dylan Langdon, Reema Moussa, Matt Beane, Ting-Hao Kenneth Huang, Bryan R. Routledge, and William Yang Wang.

- Finqa: A dataset of numerical reasoning over financial data. In Marie-Francine Moens, Xuanjing Huang, Lucia Specia, and Scott Wen-tau Yih (eds.), *Proceedings of the 2021 Conference on Empirical Methods in Natural Language Processing, EMNLP 2021, Virtual Event / Punta Cana, Dominican Republic, 7-11 November, 2021*, pp. 3697–3711. Association for Computational Linguistics, 2021. doi: 10.18653/V1/2021.EMNLP-MAIN.300. URL <https://doi.org/10.18653/v1/2021.emnlp-main.300>.
- Xiang Deng, Huan Sun, Alyssa Lees, You Wu, and Cong Yu. TURL: table understanding through representation learning. *SIGMOD Rec.*, 51(1):33–40, 2022. doi: 10.1145/3542700.3542709. URL <https://doi.org/10.1145/3542700.3542709>.
- Li Dong and Mirella Lapata. Language to logical form with neural attention. In *Proceedings of the 54th Annual Meeting of the Association for Computational Linguistics, ACL 2016, August 7-12, 2016, Berlin, Germany, Volume 1: Long Papers*. The Association for Computer Linguistics, 2016. doi: 10.18653/V1/P16-1004. URL <https://doi.org/10.18653/v1/p16-1004>.
- Yingqi Gao, Yifu Liu, Xiaoxia Li, Xiaorong Shi, Yin Zhu, Yiming Wang, Shiqi Li, Wei Li, Yuntao Hong, Zhiling Luo, et al. A preview of xiyan-sql: A multi-generator ensemble framework for text-to-sql. *arXiv preprint arXiv:2411.08599*, 2024.
- Akash Ghosh, B. Venkata Sahith, Niloy Ganguly, Pawan Goyal, and Mayank Singh. How robust are the tabular QA models for scientific tables? A study using customized dataset. *CoRR*, abs/2404.00401, 2024. doi: 10.48550/ARXIV.2404.00401. URL <https://doi.org/10.48550/arXiv.2404.00401>.
- Cheng-Ping Hsieh, Simeng Sun, Samuel Krizan, Shantanu Acharya, Dima Rekesh, Fei Jia, Yang Zhang, and Boris Ginsburg. Ruler: What’s the real context size of your long-context language models? *arXiv preprint arXiv:2404.06654*, 2024.
- Aaron Hurst, Adam Lerer, Adam P. Goucher, Adam Perelman, Aditya Ramesh, Aidan Clark, AJ Ostrow, Akila Welihinda, Alan Hayes, Alec Radford, Aleksander Madry, Alex Baker-Whitcomb, Alex Beutel, Alex Borzunov, Alex Carney, Alex Chow, Alex Kirillov, Alex Nichol, Alex Paino, Alex Renzin, Alex Tachard Passos, Alexander Kirillov, Alexi Christakis, Alexis Conneau, Ali Kamali, Allan Jabri, Allison Moyer, Allison Tam, Amadou Crookes, Amin Tootoonchian, Ananya Kumar, Andrea Vallone, Andrej Karpathy, Andrew Braunstein, Andrew Cann, Andrew Codis-poti, Andrew Galu, Andrew Kondrich, Andrew Tulloch, Andrey Mishchenko, Angela Baek, Angela Jiang, Antoine Pelisse, Antonia Woodford, Anuj Gosalia, Arka Dhar, Ashley Pantuliano, Avi Nayak, Avital Oliver, Barret Zoph, Behrooz Ghorbani, Ben Leimberger, Ben Rossen, Ben Sokolowsky, Ben Wang, Benjamin Zweig, Beth Hoover, Blake Samic, Bob McGrew, Bobby Spero, Bogu Gierler, Bowen Cheng, Brad Lightcap, Brandon Walkin, Brendan Quinn, Brian Guarraci, Brian Hsu, Bright Kellogg, Brydon Eastman, Camillo Lugaresi, Carroll L. Wainwright, Cary Bassin, Cary Hudson, Casey Chu, Chad Nelson, Chak Li, Chan Jun Shern, Channing Conger, Charlotte Barette, Chelsea Voss, Chen Ding, Cheng Lu, Chong Zhang, Chris Beaumont, Chris Hallacy, Chris Koch, Christian Gibson, Christina Kim, Christine Choi, Christine McLeavey, Christopher Hesse, Claudia Fischer, Clemens Winter, Coley Czarnecki, Colin Jarvis, Colin Wei, Constantin Koumouzelis, and Dane Sherburn. Gpt-4o system card. *CoRR*, abs/2410.21276, 2024. doi: 10.48550/ARXIV.2410.21276. URL <https://doi.org/10.48550/arXiv.2410.21276>.
- Mohit Iyyer, Wen-tau Yih, and Ming-Wei Chang. Search-based neural structured learning for sequential question answering. In Regina Barzilay and Min-Yen Kan (eds.), *Proceedings of the 55th Annual Meeting of the Association for Computational Linguistics, ACL 2017, Vancouver, Canada, July 30 - August 4, Volume 1: Long Papers*, pp. 1821–1831. Association for Computational Linguistics, 2017. doi: 10.18653/V1/P17-1167. URL <https://doi.org/10.18653/v1/P17-1167>.
- Rohit Khoja, Devanshu Gupta, Yanjie Fu, Dan Roth, and Vivek Gupta. Weaver: Interweaving SQL and LLM for table reasoning. *CoRR*, abs/2505.18961, 2025. doi: 10.48550/ARXIV.2505.18961. URL <https://doi.org/10.48550/arXiv.2505.18961>.
- Fangyu Lei, Jixuan Chen, Yuxiao Ye, Ruisheng Cao, Dongchan Shin, Hongjin Su, Zhaoqing Suo, Hongcheng Gao, Wenjing Hu, Pengcheng Yin, Victor Zhong, Caiming Xiong, Ruoxi

- Sun, Qian Liu, Sida Wang, and Tao Yu. Spider 2.0: Evaluating language models on real-world enterprise text-to-sql workflows. In *The Thirteenth International Conference on Learning Representations, ICLR 2025, Singapore, April 24-28, 2025*. OpenReview.net, 2025. URL <https://openreview.net/forum?id=XmProj9cPs>.
- Jinyang Li, Binyuan Hui, Ge Qu, Jiayi Yang, Binhua Li, Bowen Li, Bailin Wang, Bowen Qin, Ruiying Geng, Nan Huo, Xuanhe Zhou, Chenhao Ma, Guoliang Li, Kevin Chen-Chuan Chang, Fei Huang, Reynold Cheng, and Yongbin Li. Can LLM already serve as A database interface? A big bench for large-scale database grounded text-to-sqls. In Alice Oh, Tristan Naumann, Amir Globerson, Kate Saenko, Moritz Hardt, and Sergey Levine (eds.), *Advances in Neural Information Processing Systems 36: Annual Conference on Neural Information Processing Systems 2023, NeurIPS 2023, New Orleans, LA, USA, December 10 - 16, 2023*, 2023. URL http://papers.nips.cc/paper_files/paper/2023/hash/83fc8fab1710363050bbd1d4b8cc0021-Abstract-Datasets_and_Benchmarks.html.
- Nelson F Liu, Kevin Lin, John Hewitt, Ashwin Paranjape, Michele Bevilacqua, Fabio Petroni, and Percy Liang. Lost in the middle: How language models use long contexts. *arXiv preprint arXiv:2307.03172*, 2023.
- Qian Liu, Bei Chen, Jiaqi Guo, Morteza Ziyadi, Zeqi Lin, Weizhu Chen, and Jian-Guang Lou. TAPEX: table pre-training via learning a neural SQL executor. In *The Tenth International Conference on Learning Representations, ICLR 2022, Virtual Event, April 25-29, 2022*. OpenReview.net, 2022. URL <https://openreview.net/forum?id=O50443AsCP>.
- Zeyao Ma, Bohan Zhang, Jing Zhang, Jifan Yu, Xiaokang Zhang, Xiaohan Zhang, Si-jia Luo, Xi Wang, and Jie Tang. Spreadsheetbench: Towards challenging real world spreadsheet manipulation. In Amir Globersons, Lester Mackey, Danielle Belgrave, Angela Fan, Ulrich Paquet, Jakub M. Tomczak, and Cheng Zhang (eds.), *Advances in Neural Information Processing Systems 38: Annual Conference on Neural Information Processing Systems 2024, NeurIPS 2024, Vancouver, BC, Canada, December 10 - 15, 2024*, 2024. URL http://papers.nips.cc/paper_files/paper/2024/hash/ac840df270ac537dd74530a15c332684-Abstract-Datasets_and_Benchmarks_Track.html.
- Seiji Maekawa, Hayate Iso, and Nikita Bhutani. Holistic reasoning with long-context LMs: A benchmark for database operations on massive textual data. In *The Thirteenth International Conference on Learning Representations*, 2025. URL <https://openreview.net/forum?id=5LXcoDtNyq>.
- Panupong Pasupat and Percy Liang. Compositional semantic parsing on semi-structured tables. In *Proceedings of the 53rd Annual Meeting of the Association for Computational Linguistics and the 7th International Joint Conference on Natural Language Processing of the Asian Federation of Natural Language Processing, ACL 2015, July 26-31, 2015, Beijing, China, Volume 1: Long Papers*, pp. 1470–1480. The Association for Computer Linguistics, 2015. doi: 10.3115/V1/P15-1142. URL <https://doi.org/10.3115/v1/p15-1142>.
- Raghu Ramakrishnan and Johannes Gehrke. *Database management systems (3. ed.)*. McGraw-Hill, 2003. ISBN 978-0-07-115110-8.
- Anshul Singh, Chris Biemann, and Jan Strich. Mtabvqa: Evaluating multi-tabular reasoning of language models in visual space. *CoRR*, abs/2506.11684, 2025. doi: 10.48550/ARXIV.2506.11684. URL <https://doi.org/10.48550/arXiv.2506.11684>.
- Ananya Singha, José Cambrónero, Sumit Gulwani, Vu Le, and Chris Parnin. Tabular representation, noisy operators, and impacts on table structure understanding tasks in llms. *CoRR*, abs/2310.10358, 2023. doi: 10.48550/ARXIV.2310.10358. URL <https://doi.org/10.48550/arXiv.2310.10358>.
- Yuan Sui, Mengyu Zhou, Mingjie Zhou, Shi Han, and Dongmei Zhang. Table meets LLM: can large language models understand structured table data? A benchmark and empirical study. In Luz Angelica Caudillo-Mata, Silvio Lattanzi, Andrés Muñoz Medina, Leman Akoglu, Aristides

- Gionis, and Sergei Vassilvitskii (eds.), *Proceedings of the 17th ACM International Conference on Web Search and Data Mining, WSDM 2024, Merida, Mexico, March 4-8, 2024*, pp. 645–654. ACM, 2024. doi: 10.1145/3616855.3635752. URL <https://doi.org/10.1145/3616855.3635752>.
- Maria Wang, Srinivas Sunkara, Gilles Baechler, Jason Lin, Yun Zhu, Fedir Zubach, Lei Shu, and Jindong Chen. Webquest: A benchmark for multimodal QA on web page sequences. *CoRR*, abs/2409.13711, 2024. doi: 10.48550/ARXIV.2409.13711. URL <https://doi.org/10.48550/arXiv.2409.13711>.
- Tianshu Wang, Xiaoyang Chen, Hongyu Lin, Xianpei Han, Le Sun, Hao Wang, and Zhenyu Zeng. Dbcopilot: Natural language querying over massive databases via schema routing. In Alkis Simitis, Bettina Kemme, Anna Queral, Oscar Romero, and Petar Jovanovic (eds.), *Proceedings 28th International Conference on Extending Database Technology, EDBT 2025, Barcelona, Spain, March 25-28, 2025*, pp. 707–721. OpenProceedings.org, 2025. doi: 10.48786/EDBT.2025.57. URL <https://doi.org/10.48786/edbt.2025.57>.
- Jian Wu, Linyi Yang, Dongyuan Li, Yuliang Ji, Manabu Okumura, and Yue Zhang. MMQA: evaluating llms with multi-table multi-hop complex questions. In *The Thirteenth International Conference on Learning Representations, ICLR 2025, Singapore, April 24-28, 2025*. OpenReview.net, 2025a. URL <https://openreview.net/forum?id=GGlpykXDCa>.
- Zhenhe Wu, Jian Yang, Jiaheng Liu, Xianjie Wu, Changzai Pan, Jie Zhang, Yu Zhao, Shuangyong Song, Yongxiang Li, and Zhoujun Li. Table-r1: Region-based reinforcement learning for table understanding. *CoRR*, abs/2505.12415, 2025b. doi: 10.48550/ARXIV.2505.12415. URL <https://doi.org/10.48550/arXiv.2505.12415>.
- An Yang, Anfeng Li, Baosong Yang, Beichen Zhang, Binyuan Hui, Bo Zheng, Bowen Yu, Chang Gao, Chengen Huang, Chenxu Lv, Chujie Zheng, Dayiheng Liu, Fan Zhou, Fei Huang, Feng Hu, Hao Ge, Haoran Wei, Huan Lin, Jialong Tang, Jian Yang, Jianhong Tu, Jianwei Zhang, Jian Yang, Jiayi Yang, Jingren Zhou, Junyang Lin, Kai Dang, Keqin Bao, Kexin Yang, Le Yu, Lianghao Deng, Mei Li, Mingfeng Xue, Mingze Li, Pei Zhang, Peng Wang, Qin Zhu, Rui Men, Ruize Gao, Shixuan Liu, Shuang Luo, Tianhao Li, Tianyi Tang, Wenbiao Yin, Xingzhang Ren, Xinyu Wang, Xinyu Zhang, Xuancheng Ren, Yang Fan, Yang Su, Yichang Zhang, Yinger Zhang, Yu Wan, Yuqiong Liu, Zekun Wang, Zeyu Cui, Zhenru Zhang, Zhipeng Zhou, and Zihan Qiu. Qwen3 technical report. *CoRR*, abs/2505.09388, 2025. doi: 10.48550/ARXIV.2505.09388. URL <https://doi.org/10.48550/arXiv.2505.09388>.
- Yunhu Ye, Binyuan Hui, Min Yang, Binhua Li, Fei Huang, and Yongbin Li. Large language models are versatile decomposers: Decomposing evidence and questions for table-based reasoning. In Hsin-Hsi Chen, Wei-Jou (Edward) Duh, Hen-Hsen Huang, Makoto P. Kato, Josiane Mothe, and Barbara Poblete (eds.), *Proceedings of the 46th International ACM SIGIR Conference on Research and Development in Information Retrieval, SIGIR 2023, Taipei, Taiwan, July 23-27, 2023*, pp. 174–184. ACM, 2023. doi: 10.1145/3539618.3591708. URL <https://doi.org/10.1145/3539618.3591708>.
- Junwen Zhang, Pu Chen, and Yin Zhang. Tablemoe: Neuro-symbolic routing for structured expert reasoning in multimodal table understanding. *CoRR*, abs/2506.21393, 2025a. doi: 10.48550/ARXIV.2506.21393. URL <https://doi.org/10.48550/arXiv.2506.21393>.
- Siyue Zhang, Anh Tuan Luu, and Chen Zhao. Syntqa: Synergistic table-based question answering via mixture of text-to-sql and E2E TQA. In Yaser Al-Onaizan, Mohit Bansal, and Yun-Nung Chen (eds.), *Findings of the Association for Computational Linguistics: EMNLP 2024, Miami, Florida, USA, November 12-16, 2024*, pp. 2352–2364. Association for Computational Linguistics, 2024. doi: 10.18653/v1/2024.FINDINGS-EMNLP.131. URL <https://doi.org/10.18653/v1/2024.findings-emnlp.131>.
- Xiaokang Zhang, Sijia Luo, Bohan Zhang, Zeyao Ma, Jing Zhang, Yang Li, Guanlin Li, Zijun Yao, Kangli Xu, Jinchang Zhou, Daniel Zhang-Li, Jifan Yu, Shu Zhao, Juanzi Li, and Jie Tang. Tablellm: Enabling tabular data manipulation by llms in real office usage scenarios. In Wanxiang Che, Joyce Nabende, Ekaterina Shutova, and Mohammad Taher Pilehvar (eds.), *Findings of the Association for Computational Linguistics, ACL 2025, Vienna, Austria, July 27*

- *August 1, 2025*, pp. 10315–10344. Association for Computational Linguistics, 2025b. URL <https://aclanthology.org/2025.findings-acl.538/>.
- Xuanliang Zhang, Dingzirui Wang, Keyan Xu, Qingfu Zhu, and Wanxiang Che. Rot: Enhancing table reasoning with iterative row-wise traversals. *CoRR*, abs/2505.15110, 2025c. doi: 10.48550/ARXIV.2505.15110. URL <https://doi.org/10.48550/arXiv.2505.15110>.
- Victor Zhong, Caiming Xiong, and Richard Socher. Seq2sql: Generating structured queries from natural language using reinforcement learning. *CoRR*, abs/1709.00103, 2017. URL <http://arxiv.org/abs/1709.00103>.
- Fengbin Zhu, Wenqiang Lei, Youcheng Huang, Chao Wang, Shuo Zhang, Jiancheng Lv, Fuli Feng, and Tat-Seng Chua. TAT-QA: A question answering benchmark on a hybrid of tabular and textual content in finance. In Chengqing Zong, Fei Xia, Wenjie Li, and Roberto Navigli (eds.), *Proceedings of the 59th Annual Meeting of the Association for Computational Linguistics and the 11th International Joint Conference on Natural Language Processing, ACL/IJCNLP 2021, (Volume 1: Long Papers), Virtual Event, August 1-6, 2021*, pp. 3277–3287. Association for Computational Linguistics, 2021. doi: 10.18653/V1/2021.ACL-LONG.254. URL <https://doi.org/10.18653/v1/2021.acl-long.254>.
- Junnan Zhu, Jingyi Wang, Bohan Yu, Xiaoyu Wu, Junbo Li, Lei Wang, and Nan Xu. Tableeval: A real-world benchmark for complex, multilingual, and multi-structured table question answering. *CoRR*, abs/2506.03949, 2025. doi: 10.48550/ARXIV.2506.03949. URL <https://doi.org/10.48550/arXiv.2506.03949>.

A PROMPTS

Prompt for Random Column Selection

Prompt: You are given a list of column names from a database table, along with a sample value for each column. Your task consists of two steps:

Step 1: Column Suitability Classification

Label each column as either:

- "YES": if the column is descriptive and human-interpretable (e.g., name, title, category, price, quantity, location, status).
- "NO": if it is a technical field or metadata column (e.g., id, uuid, product_id, created_at, URL) that is unlikely to appear in a natural-language description.

Step 2: Column Combination Generation

From the columns labeled "YES", generate a small number of diverse and meaningful combinations (ideally 2–5). Each combination should:

- Contain only columns labeled "YES"
- Include several columns (based on availability, usually should more than two)
- Avoid repeating the same column in a single combination
- Be suitable for use in a natural-language sentence such as: "{product_name} is sold by {supplier_name} for {price}."

If only one or two YES columns exist, just generate 1 or 2 simple combinations. Avoid bad combinations like: ["ATT_CLASS", "ATT_CLASS"] ["ATT_CLASS.ID"] if it was labeled "NO"

Input:

Database: db Table: table

Columns with sample values: cols

Example:

Columns = [product_name, price, category, product_id, created_at, stock_quantity, supplier_name] Example Output: [["product_name", "price", "category"], ["product_name", "supplier_name"], ["product_name", "stock_quantity", "price"]]

Your Output Format:

“json { "column_classification": { "column_name.1": "YES", "column_name.2": "NO" }, "combinations": [...] } “

Prompt for Random Column Selection (One Column)

Prompt: You are given a list of column names from a database table, along with a sample value for each column. Your task consists of two steps:

Step 1: Column Suitability Classification

Label each column as either:

- "YES": if the column is descriptive and human-interpretable (e.g., name, title, category, price, quantity, location, status).
- "NO": if it is a technical field or metadata column (e.g., id, uuid, product_id, created_at, URL) that is unlikely to appear in a natural-language description.

Step 2: Column Combination Generation

From the columns labeled "YES", generate a small number of diverse and meaningful combinations (ideally 2–5). Each combination should:

- Contain only columns labeled "YES"
- Include only one column
- Avoid repeating the same column in a single combination

- Be suitable for use in a natural-language sentence such as: “{product_name} is sold by {supplier_name} for {price}.”

If only one or two YES columns exist, just generate 1 or 2 simple combinations. Avoid bad combinations like: [”ATT.CLASS”, ”ATT.CLASS”] [”ATT.CLASS.ID”] if it was labeled ”NO”

Input:

Database: db Table: table

Columns with sample values: cols

Example:

Columns = [product_name, price, category, product_id, created_at, stock_quantity, supplier_name] Example Output: [[”product_name”, ”price”, ”category”], [”product_name”, ”supplier_name”], [”product_name”, ”stock_quantity”, ”price”]]

Your Output Format:

“json { ”column_classification”: { ”column_name.1”: ”YES”, ”column_name.2”: ”NO” }, ”combinations”: [...] } “

Prompt for Random Column Selection (Three Column)

Prompt: You are given a list of column names from a database table, along with a sample value for each column. Your task consists of two steps:

Step 1: Column Suitability Classification

Label each column as either:

- ”YES”: if the column is descriptive and human-interpretable (e.g., name, title, category, price, quantity, location, status).
- ”NO”: if it is a technical field or metadata column (e.g., id, uuid, product_id, created_at, URL) that is unlikely to appear in a natural-language description.

Step 2: Column Combination Generation

From the columns labeled ”YES”, generate a small number of diverse and meaningful combinations (ideally 2–5). Each combination should:

- Contain only columns labeled ”YES”
- Include exactly three columns
- Avoid repeating the same column in a single combination
- Be suitable for use in a natural-language sentence such as: “{product_name} is sold by {supplier_name} for {price}.”

If only one or two YES columns exist, just generate 1 or 2 simple combinations. Avoid bad combinations like: [”ATT.CLASS”, ”ATT.CLASS”] [”ATT.CLASS.ID”] if it was labeled ”NO”

Input:

Database: db Table: table

Columns with sample values: cols

Example:

Columns = [product_name, price, category, product_id, created_at, stock_quantity, supplier_name] Example Output: [[”product_name”, ”price”, ”category”], [”product_name”, ”supplier_name”], [”product_name”, ”stock_quantity”, ”price”]]

Your Output Format:

“json { ”column_classification”: { ”column_name.1”: ”YES”, ”column_name.2”: ”NO” }, ”combinations”: [...] } “

Prompt for Random Column Selection (Six Column)

Prompt: You are given a list of column names from a database table, along with a sample value for each column. Your task consists of two steps:

Step 1: Column Suitability Classification

Label each column as either:

- "YES": if the column is descriptive and human-interpretable (e.g., name, title, category, price, quantity, location, status).
- "NO": if it is a technical field or metadata column (e.g., id, uuid, product_id, created_at, URL) that is unlikely to appear in a natural-language description.

Step 2: Column Combination Generation

From the columns labeled "YES", generate a small number of diverse and meaningful combinations (ideally 2–5). Each combination should:

- Contain only columns labeled "YES"
- Include exactly six columns
- Avoid repeating the same column in a single combination
- Be suitable for use in a natural-language sentence such as: "{product_name} is sold by {supplier_name} for {price}."

If only one or two YES columns exist, just generate 1 or 2 simple combinations. Avoid bad combinations like: ["ATT_CLASS", "ATT_CLASS"] ["ATT_CLASS_ID"] if it was labeled "NO"

Input:

Database: db Table: table

Columns with sample values: cols

Example:

Columns = [product_name, price, category, product_id, created_at, stock_quantity, supplier_name] Example Output: [["product_name", "price", "category"], ["product_name", "supplier_name"], ["product_name", "stock_quantity", "price"]]

Your Output Format:

“json { "column_classification": { "column_name_1": "YES", "column_name_2": "NO" }, "combinations": [...] } “

Prompt for Template Generation

Prompt: You are writing five distinct fluent English sentence templates that verbalize one row of a database table.

Database: db Table: table

Required columns (each sentence must use every one exactly once as placeholders): sel_cols

Sample values for these columns (for context): example_block

Guidelines 1. ****Produce exactly 5 sentences.**** Each sentence must include every required column once and only once, wrapped as column_name. 2. You may reorder the placeholders naturally; no extra columns should be added. 3. Keep each sentence concise, grammatically correct, and natural to a human reader. 4. The column values are descriptive and human-interpretable (names, dates, quantities, locations, etc.). Avoid metadata fields like IDs or flags. 5. Return a single valid JSON object in the exact format below—no Markdown, no commentary:

“json { "template1": "Sentence 1 with {col1}, {col2}, ...", "template2": "Sentence 2 with {col1}, {col2}, ...", "template3": "Sentence 3 with {col1}, {col2}, ...", "template4": "Sentence 4 with {col1}, {col2}, ...", "template5": "Sentence 5 with {col1}, {col2}, ..." }

Example for reference Columns = [product_name, price, category] Sample values = product_name: "iPhone 15", price: "899 USD", category: "Electronics" Expected output: “json { "template1": "product_name in the category category is priced at {price}.", "template2":

"The {category} item {product_name} costs {price}." , "template3": "Retailing for {price}, the {product_name} belongs to {category}." , "template4": "{product_name}—a {category} product—carries a price tag of price." , "template5": "Price for the {category} product {product_name} is price." }

Prompt for LLM inference

Prompt: You are an expert at table question answering. You need to extract answers based on the following information:

[Tables]

{tables_md}

[Question] {question}

Please return your answer in JSON format only, with no explanation, following this structure:

{"Answer": "[your answer]"}

Prompt for NL2SQL Baseline

Prompt: You are a careful NL2SQL expert for SQLite. Rules: - Return a single SQL query that answers the question.

- Use ONLY provided tables/columns.

- Prefer explicit JOINS with ON.

- Use SQLite syntax.

- Output ONLY SQL inside one fenced block:

““sql SELECT ... ““

SQLite schema & preview: {schema_md}

Question: {question}

Prompt for Evaluation

Prompt: You are an expert in evaluating question answering results.

[Ground-truth Answer] {ground_truth}

[Model Prediction] {prediction}

Is the prediction semantically equivalent to the ground-truth answer?

Please respond with only one word: "CORRECT" or "INCORRECT".

B EFFECT OF COLUMN SELECTION SETTINGS

We test whether our conclusions are sensitive to how content is chosen for verbalization. On the S3 split, we keep the questions and gold answers fixed and vary *only* the selection setting. We consider four settings: *query-related*, where only the columns directly referenced in the question are verbalized; *non-query-related*, where only the columns not referenced in the question are verbalized; *random*, where GPT-4o is prompted to randomly select a subset of columns to verbalize; and *full*, where all columns in the table are verbalized into free-text. For the *full* strategy, directly verbalizing all rows would collapse the table into a single unstructured text block. To avoid this, we randomly verbalize only an $\alpha\%$ subset of rows, while keeping the remaining rows in their original structured form. The verbalized rows are then dropped, and the resulting semi-structured table contains both the structured part and the generated free-text column. We report $\alpha = 50$ and $\alpha = 10$ below.

For tables with fewer columns than the target verbalization count, we discard those cases; all results are computed on the intersection of examples available under every selection setting to ensure strict comparability.

Findings. (1) Across selection settings, GPT-4o accuracy spans 42.20%–46.45%, indicating low sensitivity to the specific choice. (2) *Column verbalization* exhibits a clear downward trend as the number of verbalized columns increases, with the unconstrained/random setting producing the

Table 3: Effect of verbalization strategy on the S3. We vary only the selection policy while keeping questions and gold answers fixed.

Settings	Acc (%)
<i>Column verbalization</i>	
Random (1 column)	44.68
Random (3 columns)	43.97
Random (6 columns)	42.20
Random (unconstrained count)	42.20
<i>Query-aware</i>	
Query-Related	46.45
Non-Query-Related	43.26
<i>Full verbalization</i>	
$\alpha=50\%$ rows	43.97
$\alpha=10\%$ rows	42.91

lowest score (42.20%). (3) *Query-aware* selection is the only variant that yields a consistent gain: verbalizing only the query-relevant columns gives the best result (46.45%), while excluding them hurts (43.26%). (4) *Full verbalization* with $\alpha = 50\%$ or 10% behaves similarly to random column verbalization and offers no additional advantage. Given the comparable accuracy across all settings, we adopt *random column selection* as the default to maximize coverage and comparability in the main experiments.

C FINE-GRAINED RESULTS

Beyond the overall trends summarized in Section 5, we highlight several noteworthy findings from the fine-grained results in Table 4:

- **NL2SQL models remain advantageous at scale.** Even with semi-structured inputs, NL2SQL sometimes outperforms LLMs and hybrids on long tables (e.g., LLM-NL2SQL 41.1% vs. Weaver 35.4% and GPT-4o 27.1% on S4), showing that SQL execution can still offset representation mismatch when contexts are large.
- **NL2SQL excels with joins.** On multi-table structured inputs, LLM-NL2SQL rises from 71.5% (single-table) to 82.3%, exceeding GPT-4o by more than 35 points. This highlights that executable joins are a unique strength of NL2SQL, whereas GPT-4o is largely insensitive to join structure.
- **Verbalization can improve simple lookup queries.** For simple lookup queries with clean schemas, aligning headers and content with natural language boosts hybrid models (e.g., Weaver $\sim +3$ points on S1), demonstrating that verbalization not only enables semi-structured evaluation but can also yield accuracy gains.

D ADDITIONAL CASE STUDIES

We present additional case studies to further illustrate the distinctive behaviors of different methods.

D.1 MODEL BEHAVIOR ON LONG TABLES

Figure 8 shows a long user profile table with hundreds of rows and a query “What is the id of the youngest user?”. LLM-NL2SQL correctly answers the query on the structured version, which exposes the `Age` column and allows SQL execution to identify the minimum value (id = 7828). In contrast, LLMs (e.g., GPT-4o) fail to reliably scan the full column and return arbitrary large ids (e.g., 35942). Hybrid methods behave similarly. Weaver returns an arbitrary large id (e.g., 10215), while H-STAR concludes that the task is impossible because of numerous `NaN` values. This example illustrates that while NL2SQL with execution remains competitive on structured long tables, both

LLMs and current hybrid methods are highly sensitive to table length and may produce spurious results when the input context becomes too large.

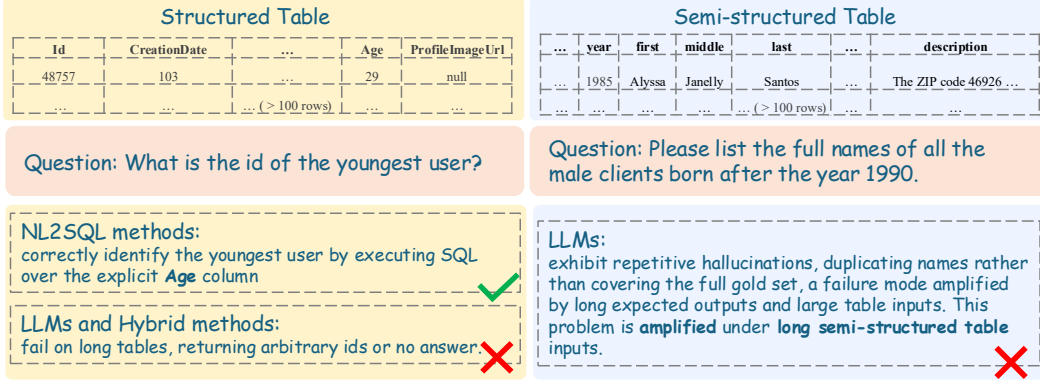


Figure 8: Case study: NL2SQL correctly finds the youngest user on a long structured table, while LLMs and hybrids produce spurious results.

D.2 MODEL BEHAVIOR ON INCOMPLETE SCHEMAS

Figure 9 presents two representative examples illustrating the impact of incomplete schemas on model performance. In the first example (left, RoboTaxi fare table), the `Rest Day` cell for 17:00–20:00 is left blank, although by business rules it should inherit the weekday rate (7 RMB). In this case, LLMs succeed by leveraging contextual cues to infer the missing value, while NL2SQL and hybrid pipelines fail due to their inability to capture implicit inheritance. The second example (right, biomedical citation table) involves a clinical reference for Alectinib that is embedded only within a free-text description column. In this case, NL2SQL methods return empty outputs, and LLMs hallucinate incorrect citations. In contrast, both hybrid methods (H-STAR and Weaver) successfully locate and extract the correct reference, demonstrating their ability to combine schema-guided retrieval with flexible reasoning over unstructured content. These examples illustrate that while NL2SQL pipelines are highly sensitive to missing schema entries, LLMs can sometimes compensate via contextual reasoning, and hybrid approaches offer a middle ground capable of handling certain forms of schema incompleteness when textual cues are present.

E USE OF LARGE LANGUAGE MODELS

We made limited use of large language models—specifically ChatGPT and GitHub Copilot—for language polishing and routine coding assistance (autocompletion, refactoring, and boilerplate generation). LLMs were not used to generate research ideas, experimental results, or claims. No non-public or sensitive data was shared with these tools. All suggested text and code were independently reviewed, tested, and edited by the authors, who remain responsible for the content.

Structured Table			
1	2	Weekday	Rest Day
Starting fee (3 km, 10 min)	00:00-07:00	7 RMB	7 RMB
	07:00-09:00	8 RMB	
	09:00-17:00	7 RMB	
Distance Fee (per km)	00:00-07:00	1.65 RMB	1.7 RMB
	07:00-09:00	2.00 RMB	
...

Question: What is the starting fare for RoboTaxi in the Shanghai region during rest days from 17:00 to 20:00?

NL2SQL methods: fail on incomplete schemas, as they cannot infer the inherited values (7 RMB) when cells are left blank. ❌

LLMs: succeed by leveraging contextual cues and inferring missing values through implicit contextual information (7 RMB). ✅

Hybrid Methods: also fail — they make the plan correctly but cannot using the implicit contextual information (7 RMB). ❌

Semi-structured Table			
		First Generation	description
Ensartinib	Ceritinib	Crizotinib	Compared with Alectinib, Lorlatinib shows greater advantages in efficacy and safety among drug names.
2020-11-17	2018-05-31	2013-01-22	In approval dates, 2022-04-29 (CN) corresponds to ...
...

Question: Which reference is cited for the clinical data on Alectinib in the table?

NL2SQL methods: returning empty outputs when references are embedded only in free-text. ❌

LLMs: Fails due to generating hallucinated citations with incorrect dates or volume numbers. ❌

Hybrid Methods: Both H-STAR and Weaver extract the correct information from the description column. ✅

Figure 9: Incomplete schema example. LLMs can infer missing values while NL2SQL and hybrid methods fails (left). Hybrid methods can correctly extract the information while NLSQL and LLMs fail (right).

Table 4: Structured vs. Semi-Structured accuracy across all splits (S1–S5 from BIRD/TableEval, M1–M2 from MMQA). Δ (pp) = semi-structured minus structured. Positive = improvement, negative = drop.

Split	Model	Structured Acc. (%)	Semi-Structured Acc. (%)	Δ (pp)
S1	GPT-4o	89.47	90.53	+1.06
	Gemini-2.5-flash	90.53	88.42	-2.11
	Qwen3-235B	85.26	89.47	+4.21
	LLM-NL2SQL	87.37	62.11	-25.26
	XiYan	78.95	26.32	-52.63
	H-STAR	75.79	80.00	+4.21
S2	Weaver	88.42	91.58	+3.16
	GPT-4o	71.60	63.31	-8.29
	Gemini-2.5-flash	73.96	67.46	-6.50
	Qwen3-235B	66.86	57.40	-9.46
	LLM-NL2SQL	24.26	15.98	-8.28
	XiYan	30.18	18.94	-11.24
S3	H-STAR	88.17	81.66	-6.51
	Weaver	86.39	76.33	-10.06
	GPT-4o	46.90	43.58	-3.32
	Gemini-2.5-flash	61.24	63.07	+1.83
	Qwen3-235B	37.62	38.07	+0.45
	LLM-NL2SQL	74.77	48.18	-26.59
S4	XiYan	73.79	34.94	-38.85
	H-STAR	48.74	47.82	-0.92
	Weaver	57.47	49.66	-7.81
	GPT-4o	53.85	48.72	-5.13
	Gemini-2.5-flash	46.84	44.30	-2.54
	Qwen3-235B	45.57	44.30	-1.27
S5	LLM-NL2SQL	64.10	51.28	-12.82
	XiYan	55.13	16.67	-38.46
	H-STAR	28.21	23.08	-5.13
	Weaver	53.85	55.13	+1.28
	GPT-4o	21.32	20.54	-0.78
	Gemini-2.5-flash	5.41	5.81	+0.40
M1	Qwen3-235B	18.92	17.05	-1.87
	LLM-NL2SQL	62.55	37.98	-24.57
	XiYan	62.79	27.52	-35.27
	H-STAR	8.11	8.14	+0.03
	Weaver	31.78	29.46	-2.32
	GPT-4o	53.40	50.82	-2.58
M2	Gemini-2.5-flash	75.88	71.19	-4.69
	Qwen3-235B	41.45	41.22	-0.23
	LLM-NL2SQL	83.37	33.96	-49.41
	XiYan	84.54	18.97	-65.57
	GPT-4o	19.88	16.87	-3.01
	Gemini-2.5-flash	21.69	21.69	0.00
M2	Qwen3-235B	15.66	13.25	-2.41
	LLM-NL2SQL	71.69	30.72	-40.97
	XiYan	76.51	19.88	-56.63