

# One Prompt Fits All: Universal Graph Adaptation for Pretrained Models

Yongqi Huang<sup>1†</sup>, Jitao Zhao<sup>1†</sup>, Dongxiao He<sup>1\*</sup>, Xiaobao Wang<sup>1</sup>, Yawen Li<sup>2</sup>,  
Yuxiao Huang<sup>3</sup>, Di Jin<sup>1</sup>, Zhiyong Feng<sup>1</sup>

<sup>1</sup>College of Intelligence and Computing, Tianjin University,

<sup>2</sup>School of Economics and Management, Beijing University of Posts and Telecommunications,

<sup>3</sup>Department of Data Science, George Washington University,

<sup>1</sup>{yqhuang, zjtao, hedongxiao, wangxiaobao, jindi, zyfeng}@tju.edu.cn

<sup>2</sup>warmly0716@126.com, <sup>3</sup>yuxiaohuang@gwu.edu

## Abstract

Graph Prompt Learning (GPL) has emerged as a promising paradigm that bridges graph pretraining models and downstream scenarios, mitigating label dependency and the misalignment between upstream pretraining and downstream tasks. Although existing GPL studies explore various prompt strategies, their effectiveness and underlying principles remain unclear. We identify two critical limitations: (1) Lack of consensus on underlying mechanisms: Despite current GPLs have advanced the field, there is no consensus on how prompts interact with pretrained models, as different strategies intervene at varying spaces within the model, i.e., input-level, layer-wise, and representation-level prompts. (2) Limited scenario adaptability: Most methods fail to generalize across diverse downstream scenarios, especially under data distribution shifts (e.g., homophilic-to-heterophilic graphs). To address these issues, we theoretically analyze existing GPL approaches and reveal that representation-level prompts essentially function as fine-tuning a simple downstream classifier, proposing that graph prompt learning should focus on unleashing the capability of pretrained models, and the classifier adapts to downstream scenarios. Based on our findings, we propose UniPrompt, a novel GPL method that adapts any pretrained models, unleashing the capability of pretrained models while preserving the structure of the input graph. Extensive experiments demonstrate that our method can effectively integrate with various pretrained models and achieve strong performance across in-domain and cross-domain scenarios.

## 1 Introduction

Graph Prompt Learning (GPL) [1, 2], which aims to design diverse graph prompt strategies, has emerged as a promising and effective alternative paradigm that bridges between graph pretraining [3, 4] and downstream scenarios [5], which overcomes the limitations of label dependency and the misalignment between upstream pretraining and downstream tasks [6]. Most GPLs freeze the parameters of the pretrained model and tune specific prompt module. Due to its compatibility with various types of graphs, such as general graphs [6, 7], Knowledge Graphs (KGs) [8, 9, 10] and Text-Attribute Graphs (TAGs) [11, 12], GPL demonstrates strong universality and transferability, thereby improving the fields of few/zero-shot graph learning [12, 13], unifying downstream tasks [14, 15, 16], cross-domain graph learning [17, 18], and promoting the development of Graph Foundation Models (GFM) [19, 20, 21].

<sup>†</sup>Equal contribution.

<sup>\*</sup>Corresponding author.

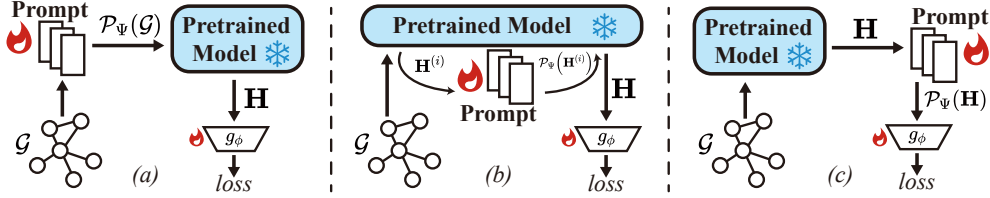


Figure 1: Three different graph prompting mechanisms: input-level prompt (left), layer-wise prompt (middle), and representation-level prompt (right).

Most GPLs can be divided into three categories according to how the prompts are integrated into the pretrained models, as illustrated in Figure 1. Input-level GPLs (Figure 1a), like feature prompt [7] and edge prompt [22, 23], insert prompt modules or soft prompt before the pretrained models, effectively modifying the input graph to align with upstream distributions. Representation-level prompts (Figure 1c), including task tokens [6] and prototypical subgraphs [24, 25], applies prompts to the representations generated by the pretrained models, formulating downstream tasks that align with the pretrain objectives. Layer-wise prompt (Figure 1b) [15, 26] combines the prompt with each layer inside the pretrained model, learning the distribution and propagation patterns in each layer. In addition, some works [26, 27] also explore hybrid strategies that place various prompts across different layers or components (input-, representation-level) of the model.

Despite the success of these explorations, our observations indicate that GPLs often experience performance instability or even negative optimization, a phenomenon also reported in recent studies [2]. Moreover, the prompt mechanisms are complex and different. There remains a lack of clear understanding of why graph prompt learning works. Through our analysis of existing methods, we identify two major issues: **1). Lack of consensus on underlying mechanisms:** Although various graph prompt strategies have advanced the field, there remains no unified understanding of how these prompts interact with pretrained models. As shown in Figure 1, diverse mechanisms such as input-level, representation-level, and layer-wise prompts achieve promising performance. However, they influence the models in different ways, and the underlying interaction mechanisms are still unclear. **2). Limited scenario adaptability:** Most GPLs struggle to achieve good performance on different pretrained models even in the in-domain setting. As shown in Figure 2, only fine-tuning a classifier can achieve or exceed the performance of existing GPLs. In addition, these methods have difficulty achieving excellent performance in a variety of downstream scenarios, especially when the data domains of upstream and downstream scenarios are different (e.g., from a homogeneous pretraining graph to a heterophilic downstream graph). To summarize: From the prompting mechanism to the downstream scenario, existing graph prompt learning methods exhibit an adaptation gap.

To investigate the underlying mechanisms of GPL, we conduct a motivation experiment and find that existing representation-level prompt GPLs fail to consistently adapt well to different pretrained models. Moreover, they show no significant performance improvement compared to linear probe (only fine-tune the classifier), which achieves good and stable results. This motivates us to explore the relationship between different types of prompts and linear probe. Through theoretical analysis and discussions, we demonstrate that the representation-level prompt is essentially equivalent to linear probe. This primarily serves to adapt the pretrained model to downstream tasks, which focuses on fitting the outputs of the pretrained model to the downstream labels, failing to use the unique benefits of prompts. As for layer-wise methods, their reliance on layer-wise representations of the pretrained model, combined with their design complexity, makes them unsuitable. In contrast, input-level prompts avoid the limitations and preserve the advantages of prompting, they are the promising among the three categories. Therefore, we propose a perspective: *graph prompt learning should focus on unleashing the capability of pretrained models, and the classifier adapts to downstream scenarios.*

Based on our perspective, we propose UniPrompt, a novel GPL method that adapts any pretrained models, which leverages prompt graph while preserving the original structure to unleash the capability of pretrained models. Specifically, we construct a  $k$ NN graph as the initial prompt graph and adaptively optimize edge weights to guide message passing across nodes. To preserve the structure of the input graph, we introduce a bootstrapping strategy that integrates the prompt graph into the original graph topology, preventing model collapse and overfitting. Our main contributions can be summarized as follows:

1. We identify two key issues in existing GPLs: lack of consensus on underlying mechanisms, and limited scenario adaptability. We propose that graph prompt learning should focus on unleashing the capability of pretrained models, and the classifier adapts to downstream scenarios.
2. We propose UniPrompt, a novel universal GPL method that adapts any pretrained models. This method leverages a learnable prompt graph while preserving the original structure to unleash the capability of pretrained models.
3. We conduct extensive experiments on homophilic and heterophilic datasets, evaluating in-domain and cross-domain performance under few-shot settings. Experimental results demonstrate that our method consistently outperforms state-of-the-art GPL baselines.

## 2 Notations and Preliminary

**General Graphs.** Given a graph  $\mathcal{G} = (\mathcal{V}, \mathcal{E}, \mathbf{X}, \mathcal{Y})$ , where  $\mathcal{V} = \{v_1, v_2, \dots, v_N\}$  is the set of nodes,  $|\mathcal{V}| = N$ , and  $\mathcal{E} \subseteq \mathcal{V} \times \mathcal{V}$  is the set of edges. These nodes are associated with feature matrix  $\mathbf{X} \in \mathbb{R}^{N \times F}$ ,  $\mathbf{X}_i \in \mathbb{R}^F$  is the feature of  $v_i$ . The edges can be represented by adjacency matrix  $\mathbf{A} \in \{0, 1\}^{N \times N}$ , and  $\mathbf{A}_{ij} = 1$  iff  $(v_i, v_j) \in \mathcal{E}$ . Each node  $v_i$  is associated with a label  $y_i \in \mathcal{Y}$ , where  $\mathcal{Y}$  denotes the set of all possible class labels. We use  $P(\cdot)$  to denote the probability distribution, primarily for distinguishing concepts rather than performing mathematical derivation.

**Fine-Tuning.** In the pretrain-finetune paradigm, given a pretrained graph encoder  $f_\theta$  and a downstream trainable projection head  $g_\phi$ , both parameters  $\theta$  and  $\phi$  are jointly optimized on a downstream dataset  $\mathcal{D} = \{(\mathbf{A}, \mathbf{X}, y)\}$ . The objective is to maximize the log-likelihood of label predictions, which can be formulated as:

$$\max_{\theta, \phi} \frac{1}{|\mathcal{D}|} \sum_{(\mathbf{A}, \mathbf{X}, y) \in \mathcal{D}} \sum_{i=1}^N \log P(y_i | g_\phi(f_\theta(\mathbf{A}, \mathbf{X})_i)), \quad (1)$$

where  $f_\theta(\mathbf{A}, \mathbf{X})_i$  denotes the node representation of the node  $v_i$ . As a special case, when freezing  $\theta$  (i.e., restricting  $\max_\theta$ ), this reduces to linear probing where only the projection head  $g_\phi$  is adapted.

**Graph Prompt Learning.** Compared to fine-tuning, graph prompt learning keeps the pretrained encoder  $f_\theta$  frozen while introducing trainable prompt parameters  $\Psi$ . The optimization objective for all graph prompt learning methods can be expressed as:

$$\max_{\Psi} \frac{1}{|\mathcal{D}|} \sum_{(\mathbf{A}, \mathbf{X}, y) \in \mathcal{D}} \sum_{i=1}^N \log P(y_i | \text{Predict}_\Psi(\mathbf{A}, \mathbf{X}, v_i; f_\theta)), \quad (2)$$

where  $\mathcal{D} = \{(\mathbf{A}, \mathbf{X}, y)\}$  is downstream dataset,  $\Psi$  represents all trainable prompt parameters,  $f_\theta$  is the frozen pretrained encoder.  $\text{Predict}_\Psi(\cdot)$  is a unified prediction function that takes the input graph  $(\mathbf{A}, \mathbf{X})$ , node  $v_i$ , the pretrained encoder  $f_\theta$ , to generate the final prediction for node  $v_i$ .

For input-level prompt,  $\Psi$  acts on the input  $(\mathbf{A}, \mathbf{X})$ , transforming it before it enters  $f_\theta$ . For layer-wise prompt,  $\Psi$  is embedded within the layers of  $f_\theta$ . For representation-level prompt,  $\Psi$  operates on the representations from  $f_\theta$ , often as part of the classifier, directly influencing the classification.

## 3 Motivation Experiments and Analysis

Although graph prompt learning is theoretically distinguished from fine-tuning by freezing the parameters of the pretrained model to retain pretrained knowledge, this seemingly suggests a clear boundary between "unleashing pretrained knowledge" and "adapting to downstream scenarios", which contradicts the problem raised in our Introduction. However, we refute this claim through an experiment, demonstrating that prompt-based methods fall into a "pseudo-adaptation" trap.

To investigate whether graph prompt learning suffers from adaptation bias, we conduct the following experiment. As illustrated in the Figure 2, we select classic GPL methods, GPPT [6] and GraphPrompt [24], and compare them with fine-tuning that only optimizes the classifier. We employ widely used pretrained models: DGI [28], GRACE [29], and GraphMAE [30], and we keep all other parameters consistent, and observe the differences in downstream training between prompt learning and fine-tuning. Our findings reveal that GPPT exhibits significant incompatibility when switching

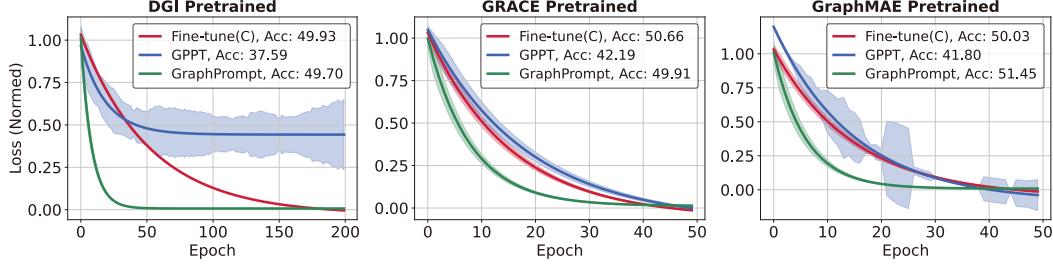


Figure 2: Comparison of fitted normalized loss curves and 1-shot performance across three pretrained models on the *Cora* dataset. **Fine-tune(C)** denotes linear probe, while **GPPT** and **GraphPrompt** are two GPL methods. Shading indicates the standard deviation of the sliding window.

pretrained models, whereas GraphPrompt maintains stable performance across different pretrained models. Another observation is that even though GraphPrompt shows good convergence trends, its performance still falls short of the simple fine-tuning approach, which remains robust across different pretrained models and even outperforms GPL methods in some cases.

This suggests that different graph prompt learning methods heavily depend on the design of the pretrained models. When confronted with varying pretrained models, they often demonstrate incompatibility or suboptimal performance compared to fine-tuning. This raises an important question: Do existing graph prompt learning methods work due to the design of the prompt algorithm, or are they merely benefiting from certain key components in the pretrained model? The answer remains unclear. However, our observations align with prior research [2], when pretrained models are swapped, many GPL methods underperform, while simple fine-tuning can achieve superior results.

Thus, we challenge the current objectives of GPLs: Have existing studies truly succeeded in distinguishing graph prompt learning from fine-tuning? To get deeper insight into the performance differences across various prompt spaces, we focus on a key question: do these differences stem from the prompts' ability to access pretrained knowledge, or from their capacity to adapt to specific tasks? Therefore, we provide a theoretical analysis in this section to understand the underlying mechanisms.

## 4 Mechanism Relationship between Prompts and Classifier

**Definition 4.1** Given a GNN encoder  $\phi(\cdot; \mathcal{G}) : \mathcal{V} \rightarrow \mathbb{R}^d$ , the representation set  $\mathcal{H} = \{h_i \in \mathbb{R}^d \mid v_i \in V\}$  is encoded by  $\phi$ . The representation of  $v_i$  is  $h_i = \phi(v_i; \mathcal{G})$ . Then, we define the prompt function  $T(\cdot)$  and classifier  $C(\cdot)$  and baseline classifier  $C_0(\cdot)$  as follows:

$$T(\cdot) : \mathbb{R}^d \rightarrow \mathbb{R}^{d'}, \quad C(\cdot) : \mathbb{R}^{d'} \rightarrow \mathbb{R}^k, \quad C_0(\cdot) : \mathbb{R}^d \rightarrow \mathbb{R}^k, \quad (3)$$

where  $T(\cdot)$  is parameterized as a linear transformation:  $T(\mathbf{h}) = \mathbf{W}_T \mathbf{h} + \mathbf{b}_T$ , with parameter  $\mathbf{W}_T \in \mathbb{R}^{d' \times d}$ ,  $\mathbf{b}_T \in \mathbb{R}^{d'}$ .  $C(\cdot)$  is implemented as a linear classifier:  $C(\mathbf{h}) = \mathbf{W}_C^\top \mathbf{h}$ , with  $\mathbf{W}_C \in \mathbb{R}^{d' \times k}$ .  $C_0(\cdot)$  is implemented as a baseline classifier:  $C_0(\mathbf{h}) = \mathbf{W}_0^\top \mathbf{h}$ , with  $\mathbf{W}_0 \in \mathbb{R}^{d \times k}$ .

**Theorem 4.1 (Parameter Objective Equivalence)** Given a linear prompt function  $T(\mathbf{h}) = \mathbf{W}_T \mathbf{h} + \mathbf{b}_T$  and classifier  $C(\mathbf{h}) = \mathbf{W}_C^\top \mathbf{h}$ , the following properties hold:

1. **Function Space Equivalence:** There exists a linear classifier  $C'(\mathbf{h}) = \mathbf{W}_{C'}^\top \mathbf{h} + \mathbf{b}_{C'}$  such that  $(C \circ T)(\mathbf{h}) = C'(\mathbf{h})$  for all  $\mathbf{h}$ ;
2. **Optimization Objective Equivalence:** The optimization problems  $\min_{\mathbf{W}_T, \mathbf{b}_T, \mathbf{W}_C} L(C \circ T(\mathbf{h}), y)$  and  $\min_{\mathbf{W}_{C'}, \mathbf{b}_{C'}} L(C'(\mathbf{h}), y)$  are equivalent in parameter space and gradient update paths.

The function space equivalence is guaranteed by Proposition 4.1, and the optimization equivalence is demonstrated in Proposition 4.2.

**Proposition 4.1 (Function Space Equivalence)** For any linear transformation  $T(\mathbf{h}) = \mathbf{W}_T \mathbf{h} + \mathbf{b}_T$  and classifier  $C(\mathbf{h}) = \mathbf{W}_C^\top \mathbf{h}$ , there exists an equivalent classifier  $C'(\mathbf{h}) = \mathbf{W}_{C'}^\top \mathbf{h} + \mathbf{b}_{C'}$  such that  $(C \circ T)(\mathbf{h}) = C'(\mathbf{h})$ .

The detailed proof of Proposition 4.1 is provided in Appendix A.1. It shows that a representation-level prompt is functionally equivalent to linear probe  $C'$  in the function space. While this equivalence has not been explicitly recognized in prior work. To further clarify the equivalence between a representation-level prompt and linear probe in terms of optimization, we introduce Proposition 4.2.

**Proposition 4.2 (Optimization Objective Equivalence)** *For  $(C \circ T)(\mathbf{h})$  and  $C'(\mathbf{h})$ , we consider the same loss function  $L$ , the optimization problems  $\min_{\mathbf{W}_T, \mathbf{W}_C, \mathbf{b}_T} L((C \circ T)(\mathbf{h}), y)$  and  $\min_{\mathbf{W}_{C'}, \mathbf{b}_{C'}} L(C'(\mathbf{h}), y)$  are equivalent in the parameter space.*

The detailed proof of Proposition 4.2 is provided in Appendix A.2. Here we give a brief explanation: Proposition 4.2 demonstrates that the two different optimization formulations, representation-level prompt and linear probe, lead to equivalent parameter updates during optimization. This theoretical equivalence implies that both approaches perform the same underlying optimization. While practical performance differences arise due to the structural complexity of prompts, which may introduce extra challenges, as opposed to linear probe that is typically simpler in design and optimization.

**Discussion 1.** Theorem 4.1 demonstrates that the representation-level prompt is fundamentally equivalent to linear probe, only designing a simple classifier can yield satisfactory results. Therefore, we suggest that graph prompt learning should focus on unleashing the capability of pretrained models, rather than adapting pretrained models to specific downstream scenarios. Specifically, an effective GPL approach should aim to combine the advantages of both mechanisms. Let  $\phi_{\text{pre}}(\cdot; \mathcal{G}) = \mathbf{A}\mathbf{X}\mathbf{W}_{\text{pre}}$  be a pretrained GNN encoder with fixed parameters  $\mathbf{W}_{\text{pre}}$ . We define  $\hat{\mathcal{G}} = (\hat{\mathbf{A}}, \hat{\mathbf{X}}) = T(\mathcal{G})$ , which modifies the input graph to align the  $\phi_{\text{pre}}$ .  $C(\mathbf{h}) = \mathbf{W}_C^\top \mathbf{h}$  adapts representations to downstream labels. Then, the joint optimization of  $(\hat{\mathcal{G}}, \mathbf{W}_C)$  as follows:

$$\min_{\mathbf{W}_C, \hat{\mathcal{G}}} \mathcal{L}_D = - \sum_{v_i \in \mathcal{V}_L} y_i \log \sigma \left( \mathbf{W}_C^\top \hat{\mathbf{A}} \hat{\mathbf{X}} \mathbf{W}_{\text{pre}} \right)_i, \quad (4)$$

where  $\mathcal{L}_D$  is the downstream task loss, typically cross-entropy loss.  $\hat{\mathbf{A}} \hat{\mathbf{X}} \mathbf{W}_{\text{pre}}$  ensures adaptation with pretrained knowledge, and  $\mathbf{W}_C$  minimizes  $\mathcal{L}_D$  to adapt downstream task.

**Discussion 2.** Building on Discussion 1, we propose that the input-level and layer-wise prompt mechanisms align with equation 4, where jointly optimizing the prompts and the classifier leads to better performance than using the classifier or prompt only. As for layer-wise methods, their reliance on layer-wise representations of the pretrained model, combined with their design complexity, makes them unsuitable. In contrast, input-level prompts avoid the limitations and preserve the advantages of prompting, which applies prompts to the features or adjacency matrix, helping to reduce structural differences and feature distribution shifts, thereby bridging the gap between upstream pretraining and downstream scenarios. Therefore, we propose that graph prompt learning should focus on unleashing the capability of pretrained models, and the classifier adapts to downstream scenarios. *This viewpoint clearly defines the distinct roles and mechanisms of the two crucial downstream components: the prompt and the classifier.*

## 5 Methodology

In this section, we present our method, UniPrompt. Our approach introduces an input-level graph prompt that modifies the graph topology to better align the pretrained models with downstream few-shot tasks. We first introduce an overview of our UniPrompt. For a given graph  $\mathcal{G} = (\mathbf{A}, \mathbf{X})$  and a frozen pretrained model  $f_\theta(\cdot)$ , our goal is to adapt it to a downstream task with only a few labeled nodes  $\mathcal{V}_L$ . Instead of directly fine-tuning  $\theta$ , UniPrompt generates a topological prompt  $\tilde{\mathbf{A}}$  with learnable parameters  $\Psi$ . This prompt is then iteratively fused with the original graph to create a prompt graph, which is fed into the frozen encoder  $f_\theta(\cdot)$ . Finally, a lightweight classifier  $g_\phi(\cdot)$  is trained jointly with the prompt parameters  $\Psi$  on the labeled nodes.

**Prompt Initialization.** To enhance prompt adaptability for pretrained models, we consider both in-domain and cross-domain scenarios. In the in-domain case where pretraining and prompt tuning share the same data distribution, the classifier adapts the pretrained model to downstream scenarios while the prompt aligns the pretrained model with downstream inputs. A special case occurs when downstream data is heterophilic, even with matched distributions, the heterophily contradicts the homophily assumption in pretrained models. Existing input-level and layer-wise prompts primarily

process features and tend to overfit in few-shot settings, failing to handle this scenario. In contrast, topological relationships provide more direct and interpretable structural patterns. Therefore, we propose an edge prompt strategy that uses  $k$ NN to generate a topological prompt with tunable edge weights, formulated as:

$$(\tilde{\mathbf{A}}_{\text{init}})_{ij} = \begin{cases} \mathbf{S}_{ij}, & \text{if } \mathbf{S}_{ij} \in \text{top-}k \{ \mathbf{S}_{i \cdot} \}, \\ 0, & \text{otherwise.} \end{cases}, \quad \mathbf{S}_{ij} = \frac{\mathbf{x}_i \mathbf{x}_j^\top}{\|\mathbf{x}_i\|_2 \|\mathbf{x}_j\|_2}, \quad (5)$$

where  $\mathbf{x}_i, \mathbf{x}_j \in \mathbb{R}^F$  are the features for nodes  $v_i$  and  $v_j$ , and  $\|\cdot\|_2$  denotes the L2 norm. we select the top- $k$  edges as initial edges and serve as the basis for our learnable prompt.

**Parameterization.** Instead of treating the presence of edges as fixed, we introduce learnable parameters to control the importance of each edge in the initial prompt graph. For every non-zero edge  $(\tilde{\mathbf{A}}_{\text{init}})_{ij}$ , we associate a learnable scalar weight  $w_{ij}$ , which forms our set of prompt parameters  $\Psi = \{w_{ij}\}$ . To enable the model to select the most relevant prompt edges and ensure non-negative weights, we apply a gating mechanism using a scaled and shifted ELU activation function. The prompt adjacency matrix  $\tilde{\mathbf{A}}$  is computed as:

$$\tilde{\mathbf{A}}_{ij} = \text{ELU}(w_{ij} \cdot \alpha - \alpha) + 1, \quad (6)$$

where  $\alpha$  is a hyperparameter controlling the shape of activation. This parameterization adds learnable edge gating mechanism that can adaptively prune (i.e., approach zero) or amplify topological information for downstream scenarios.

**Bootstrapped Prompt Integration.** After generating the prompt topology  $\tilde{\mathbf{A}}$ , the challenge lies in its integration with the original adjacency matrix  $\mathbf{A}$ . While an ideal scenario would involve directly substituting  $\mathbf{A}$  with  $\tilde{\mathbf{A}}$ , this approach proves impractical, particularly in few-shot learning settings, due to risks of severe overfitting and model collapse. Drawing inspiration from Graph Self-Supervised Learning (GSSL) [31, 32] and Graph Structure Learning (GSL) [33], we adopt a bootstrapped integration that iteratively updates the topology rather than directly replacing  $\mathbf{A}$ . The graph structure fed into the pretrained model at each training epoch is iteratively updated. Let  $\hat{\mathbf{A}}^{(t)}$  be the input adjacency matrix at training epoch  $t$ . The update rule is defined as:

$$\hat{\mathbf{A}}^{(t)} = \tau \hat{\mathbf{A}}^{(t-1)} + (1 - \tau) \tilde{\mathbf{A}}, \quad (7)$$

where  $\hat{\mathbf{A}}^{(0)} = \mathbf{A}$  is the original adjacency matrix, and the temperature coefficient  $\tau \in [0, 1]$  controls the balance between original and prompt topology.

**Optimization Objective.** For subsequent epochs, the input to the pretrained model becomes  $\hat{\mathcal{G}} = (\hat{\mathbf{A}}, \mathbf{X})$ . Through UniPrompt, we process  $\hat{\mathcal{G}}$  via the pretrained model to obtain node representations  $\mathbf{H}$ . Our empirical results in Figure 2 demonstrate that linear probe achieves comparable performance to existing GPL methods in few-shot settings. This demonstrates the capability of the classifier to adapt to downstream scenario, confirming its effectiveness in this configuration. Therefore, we incorporate a learnable projection head  $g_\phi$  in the representation and jointly optimize it with UniPrompt. The overall framework is optimized via the following equation:

$$\min_{\phi, \Psi} \frac{1}{|\mathcal{V}_L|} \sum_{v_i \in \mathcal{V}_L} \ell_D(g_\phi(f_\theta(p_\Psi(\mathbf{A}, \mathbf{X}))_i), y_i), \quad (8)$$

where  $y_i$  is the ground-truth label of node  $v_i \in \mathcal{V}_L$ , and  $\ell_D$  is the downstream task loss, i.e., the cross-entropy loss for classification tasks.

## 6 Experiments

### 6.1 Experimental Setup

We evaluate the effectiveness of UniPrompt<sup>1</sup> using nine node classification datasets, including three homophilic datasets *Cora* [34], *CiteSeer* [34] and *PubMed* [34], and six heterophilic datasets *Cornell* [35], *Texas* [35], *Wisconsin* [35], *Chameleon* [35], *Actor* [35] and *Squirrel* [35]. For in-domain

<sup>1</sup>Code is available at: <https://github.com/hedongxiao-tju/UniPrompt>

Table 1: In-domain node classification. Accuracy on 1-shot node classification tasks over three pretrained models and nine datasets. The best results in each pretrain strategy are highlighted in **bold**, and the runner-up with an underline.

Pretrain	Methods	Cora	CiteSeer	PubMed	Cornell	Texas	Wisconsin	Chameleon	Actor	Squirrel
DGI	Fine-tune	<u>50.22</u> $\pm 9.28$	42.58 $\pm 8.87$	53.90 $\pm 8.30$	<u>35.23</u> $\pm 8.84$	<u>37.50</u> $\pm 13.57$	<u>33.91</u> $\pm 10.56$	<b>24.42</b> $\pm 3.19$	<u>21.36</u> $\pm 3.28$	22.27 $\pm 4.10$
	Linear-probe	49.77 $\pm 9.74$	43.16 $\pm 7.60$	<u>55.76</u> $\pm 9.43$	34.56 $\pm 8.60$	36.21 $\pm 13.77$	28.71 $\pm 9.38$	23.64 $\pm 2.17$	21.33 $\pm 2.62$	22.82 $\pm 4.10$
	GPPT	37.59 $\pm 7.38$	36.01 $\pm 6.33$	51.56 $\pm 6.64$	29.01 $\pm 8.32$	31.20 $\pm 8.51$	28.56 $\pm 6.50$	22.15 $\pm 2.50$	19.81 $\pm 1.63$	20.71 $\pm 1.24$
	GraphPrompt	49.70 $\pm 10.27$	43.98 $\pm 7.61$	46.32 $\pm 7.80$	22.29 $\pm 6.44$	27.62 $\pm 11.08$	22.62 $\pm 8.14$	23.59 $\pm 2.54$	19.84 $\pm 2.79$	<u>22.85</u> $\pm 3.28$
	All-in-one	32.10 $\pm 6.50$	28.77 $\pm 3.12$	35.87 $\pm 7.53$	26.67 $\pm 12.42$	31.53 $\pm 13.14$	24.82 $\pm 8.77$	22.41 $\pm 3.58$	19.93 $\pm 5.23$	21.61 $\pm 5.87$
	GPF	<b>51.68</b> $\pm 9.52$	43.11 $\pm 5.76$	53.09 $\pm 9.66$	26.76 $\pm 8.87$	34.04 $\pm 15.54$	26.59 $\pm 8.94$	23.29 $\pm 3.67$	20.31 $\pm 4.17$	21.66 $\pm 3.28$
	GPF+	48.66 $\pm 6.80$	<u>44.89</u> $\pm 6.61$	52.58 $\pm 9.79$	25.23 $\pm 8.76$	28.55 $\pm 13.49$	22.82 $\pm 8.89$	22.98 $\pm 3.66$	20.81 $\pm 3.08$	21.56 $\pm 3.68$
	EdgePrompt	42.05 $\pm 6.36$	38.54 $\pm 6.37$	47.67 $\pm 4.73$	28.00 $\pm 8.51$	31.32 $\pm 15.82$	32.64 $\pm 11.87$	23.17 $\pm 3.78$	<u>21.36</u> $\pm 2.76$	21.99 $\pm 2.50$
	EdgePrompt+	41.74 $\pm 6.73$	36.10 $\pm 6.15$	46.73 $\pm 5.53$	28.37 $\pm 7.94$	33.75 $\pm 13.57$	33.38 $\pm 11.81$	22.95 $\pm 3.78$	20.16 $\pm 2.65$	21.74 $\pm 2.10$
	UniPrompt	49.95 $\pm 10.48$	<b>45.57</b> $\pm 8.63$	<b>57.17</b> $\pm 7.11$	<b>51.13</b> $\pm 13.26$	<b>48.21</b> $\pm 15.95$	<b>58.75</b> $\pm 13.41$	<u>23.75</u> $\pm 4.02$	<b>25.38</b> $\pm 4.86$	<b>24.20</b> $\pm 2.35$
GRACE	Fine-tune	<u>48.59</u> $\pm 9.20$	<u>46.16</u> $\pm 6.30$	<b>57.97</b> $\pm 7.55$	34.18 $\pm 10.18$	31.52 $\pm 13.08$	32.23 $\pm 8.96$	26.22 $\pm 2.73$	<u>20.81</u> $\pm 2.86$	21.16 $\pm 2.57$
	Linear-probe	46.22 $\pm 9.92$	46.10 $\pm 6.32$	57.87 $\pm 7.60$	<u>34.92</u> $\pm 9.74$	<u>34.84</u> $\pm 15.65$	31.66 $\pm 8.18$	24.27 $\pm 3.84$	20.53 $\pm 3.11$	20.81 $\pm 1.82$
	GPPT	42.19 $\pm 6.42$	37.42 $\pm 9.10$	47.62 $\pm 7.86$	27.88 $\pm 8.09$	32.97 $\pm 13.84$	26.53 $\pm 8.72$	25.46 $\pm 5.43$	19.20 $\pm 4.16$	21.56 $\pm 2.30$
	GraphPrompt	<u>49.91</u> $\pm 9.60$	35.64 $\pm 8.35$	53.63 $\pm 9.01$	23.20 $\pm 5.83$	30.19 $\pm 13.63$	23.07 $\pm 6.73$	<b>28.28</b> $\pm 4.38$	19.15 $\pm 3.39$	<u>22.48</u> $\pm 2.66$
	All-in-one	34.53 $\pm 5.86$	24.06 $\pm 6.18$	34.51 $\pm 7.45$	22.17 $\pm 5.40$	27.37 $\pm 13.79$	36.17 $\pm 6.32$	19.46 $\pm 0.29$	19.04 $\pm 3.30$	22.03 $\pm 2.46$
	GPF	48.41 $\pm 8.17$	36.78 $\pm 4.96$	50.59 $\pm 7.18$	28.21 $\pm 8.25$	29.98 $\pm 14.44$	27.58 $\pm 5.74$	25.25 $\pm 4.33$	20.20 $\pm 2.65$	20.80 $\pm 3.05$
	GPF+	47.06 $\pm 8.14$	44.46 $\pm 6.76$	51.38 $\pm 7.19$	28.91 $\pm 8.85$	31.49 $\pm 14.92$	27.49 $\pm 8.38$	26.03 $\pm 4.37$	20.13 $\pm 2.90$	21.41 $\pm 2.96$
	EdgePrompt	41.95 $\pm 8.19$	36.65 $\pm 6.07$	48.20 $\pm 10.08$	31.85 $\pm 6.19$	29.27 $\pm 11.99$	38.62 $\pm 8.25$	23.23 $\pm 3.25$	20.78 $\pm 2.67$	21.76 $\pm 1.66$
	EdgePrompt+	45.32 $\pm 9.03$	35.80 $\pm 6.37$	50.01 $\pm 11.96$	32.13 $\pm 7.42$	31.95 $\pm 6.51$	38.68 $\pm 7.78$	23.79 $\pm 3.31$	20.63 $\pm 2.95$	20.97 $\pm 1.06$
	UniPrompt	44.73 $\pm 10.78$	<b>47.53</b> $\pm 10.13$	<u>57.88</u> $\pm 4.80$	<b>52.80</b> $\pm 11.08$	<b>45.38</b> $\pm 19.87$	<b>50.98</b> $\pm 15.38$	<u>26.67</u> $\pm 2.51$	<b>26.23</b> $\pm 4.46$	<b>23.98</b> $\pm 2.53$
GraphMAE	Fine-tune	45.92 $\pm 9.67$	36.47 $\pm 8.35$	54.29 $\pm 9.52$	<u>35.82</u> $\pm 11.30$	37.07 $\pm 14.08$	<u>33.54</u> $\pm 10.16$	22.08 $\pm 3.19$	<u>20.89</u> $\pm 1.68$	<u>21.32</u> $\pm 2.65$
	Linear-probe	<u>50.13</u> $\pm 12.06$	<u>48.08</u> $\pm 6.96$	<b>58.61</b> $\pm 8.34$	32.27 $\pm 11.28$	<b>38.32</b> $\pm 13.61$	28.40 $\pm 8.67$	<u>23.02</u> $\pm 2.08$	20.56 $\pm 2.91$	21.05 $\pm 1.87$
	GPPT	41.80 $\pm 8.72$	31.96 $\pm 5.26$	49.10 $\pm 8.06$	26.74 $\pm 7.86$	35.16 $\pm 15.12$	25.86 $\pm 8.65$	21.87 $\pm 3.25$	19.36 $\pm 3.72$	20.59 $\pm 1.80$
	GraphPrompt	<b>51.45</b> $\pm 9.63$	37.07 $\pm 6.19$	50.87 $\pm 6.84$	23.82 $\pm 7.50$	26.04 $\pm 11.72$	26.78 $\pm 9.77$	22.05 $\pm 2.61$	17.82 $\pm 2.84$	20.71 $\pm 4.21$
	All-in-one	28.96 $\pm 4.87$	31.72 $\pm 2.78$	39.99 $\pm 6.21$	22.33 $\pm 6.43$	29.71 $\pm 20.15$	29.85 $\pm 13.99$	20.13 $\pm 1.81$	21.08 $\pm 2.17$	20.39 $\pm 0.93$
	GPF	46.74 $\pm 8.50$	40.07 $\pm 8.34$	55.38 $\pm 7.53$	27.21 $\pm 7.70$	28.98 $\pm 14.02$	25.65 $\pm 8.15$	22.30 $\pm 2.58$	20.20 $\pm 3.78$	20.19 $\pm 8.00$
	GPF+	43.30 $\pm 11.40$	40.15 $\pm 6.79$	52.92 $\pm 7.95$	26.38 $\pm 8.48$	34.83 $\pm 16.64$	26.79 $\pm 9.14$	22.35 $\pm 3.60$	20.44 $\pm 3.64$	20.26 $\pm 0.57$
	EdgePrompt	39.16 $\pm 9.95$	35.03 $\pm 6.90$	49.79 $\pm 7.47$	25.26 $\pm 7.20$	35.02 $\pm 16.61$	26.02 $\pm 8.60$	22.27 $\pm 3.90$	19.93 $\pm 3.19$	20.16 $\pm 1.09$
	EdgePrompt+	40.11 $\pm 10.12$	37.13 $\pm 6.93$	50.77 $\pm 7.91$	26.15 $\pm 7.77$	34.21 $\pm 15.55$	25.84 $\pm 9.35$	22.47 $\pm 3.82$	20.20 $\pm 3.00$	20.73 $\pm 1.10$
	UniPrompt	47.05 $\pm 9.17$	<b>49.29</b> $\pm 11.20$	<u>57.47</u> $\pm 6.86$	<b>51.28</b> $\pm 12.45$	<b>49.83</b> $\pm 17.85$	<b>61.38</b> $\pm 13.58$	<b>24.29</b> $\pm 3.64$	<b>23.35</b> $\pm 3.57$	<b>22.08</b> $\pm 2.03$

settings, we use DGI [28], GRACE [29], and GraphMAE [30] as pretrained models, and we compare our method with two baseline tuning methods, and seven classic and state-of-the-art GPL methods, including Fine-tune, Linear-probe (fine-tune classifier only), GPPT [6], GraphPrompt [24], All-in-one [14], GPF [7], GPF-plus [7], EdgePrompt [23], and EdgePrompt-plus [23]. For cross-domain settings, we adopt FUG [36] as the pretrained model, and we compare our method with four types of baseline methods, including: (1) Semi-Supervised baselines: GCN [3], GAT [4]. (2) Graph Self-Supervised Learning baselines: DGI [28], GraphCL [37]. (3) Graph Prompt Learning baselines: GPPT [6], GPF [7]. (4) Multi-domain Graph Pre-train baselines: GCOPE [38], MDGPT [39], MDGFM [27]. In our experiments. To ensure performance reliability, we perform 20 repeated runs for each of 5 fixed random seeds, reporting averaged results over 100 trials. Detailed information about the experimental setup can be found in the Appendix B.1.

## 6.2 In-Domain Node Classification

**1-shot node classification on different pretrained models.** We report 1-shot node classification on nine datasets using three pretrained models. As shown in Table 1, our method outperforms existing GPLs across most datasets under different pretrained models. Specifically, we observe the most significant improvements on the *Cornell*, *Texas*, and *Wisconsin* datasets, where our method surpasses all existing GPLs. This is primarily because these GPL baselines struggle to adapt downstream datasets to the pretrained model, particularly for heterophilic graphs, which pose a significant challenge. In larger heterophilic datasets like *Actor* and *Squirrel*, the dense connectivity and size of these datasets make baselines challenging in the 1-shot setting. Existing methods are unable to leverage representation-level prompts or directly process features or edges to improve performance. As a result, these methods suffer from model collapse or overfitting. For homophilic datasets, such as *Cora* and *CiteSeer*, all baselines perform well, resulting in limited improvement for our approach. However, for *PubMed*, which has fewer classes, our prompt graph introduces additional homophilic edges, providing an advantage over other GPL baselines. Moreover, we observe that the choice of pretrained model has an impact on downstream prompt tuning. For example, on the *Chameleon* dataset, under the DGI and GRACE pretrained settings, all baselines perform comparably to or even better than our method. However, when switching to GraphMAE, the performance of all methods drops sharply. Similar trends are observed on *CiteSeer* and *PubMed*, where our model demonstrates greater stability compared to other baselines.

**1/3/5-shot Node Classification Performance on DGI.** To further demonstrate the adaptability of our method, we conduct 3-shot and 5-shot experiments on GPL baselines using the DGI-pretrained

Table 2: Cross-domain node classification. Accuracy on 1-shot node classification tasks over six datasets. Each column represents a test domain, while others are train domains. The best results are highlighted in **bold**, and the runner-up with an underline. Methods with \* are reported from [27].

Methods	Cora	Citeseer	PubMed	Cornell	Squirrel	Chameleon
GCN*	28.57 $\pm$ 5.07	31.27 $\pm$ 4.53	40.55 $\pm$ 5.65	31.81 $\pm$ 4.71	20.00 $\pm$ 0.29	24.17 $\pm$ 5.21
GAT*	28.40 $\pm$ 6.25	30.76 $\pm$ 5.40	39.99 $\pm$ 4.96	28.03 $\pm$ 13.19	21.55 $\pm$ 2.30	23.93 $\pm$ 4.11
DGI*	29.30 $\pm$ 5.82	30.03 $\pm$ 4.88	41.85 $\pm$ 7.78	31.54 $\pm$ 15.66	21.15 $\pm$ 1.68	21.73 $\pm$ 5.47
GraphCL*	34.94 $\pm$ 6.49	30.58 $\pm$ 4.58	40.37 $\pm$ 7.81	27.15 $\pm$ 12.64	21.42 $\pm$ 2.23	22.49 $\pm$ 3.02
GPPT*	17.52 $\pm$ 5.52	21.45 $\pm$ 3.45	36.56 $\pm$ 5.31	25.09 $\pm$ 2.92	20.09 $\pm$ 0.91	24.53 $\pm$ 2.55
GPF*	37.84 $\pm$ 11.07	37.61 $\pm$ 8.87	46.36 $\pm$ 7.48	34.54 $\pm$ 7.73	21.92 $\pm$ 3.50	<u>25.90</u> $\pm$ 8.51
GCOPE*	34.23 $\pm$ 8.16	39.05 $\pm$ 8.82	44.85 $\pm$ 6.72	34.02 $\pm$ 11.94	22.46 $\pm$ 1.96	24.61 $\pm$ 3.99
MDGPT*	39.54 $\pm$ 9.02	39.24 $\pm$ 8.95	45.39 $\pm$ 11.01	33.58 $\pm$ 10.38	22.35 $\pm$ 3.77	23.68 $\pm$ 1.56
MDGFM*	44.83 $\pm$ 7.41	42.18 $\pm$ 6.41	46.84 $\pm$ 7.31	40.77 $\pm$ 5.96	24.30 $\pm$ 3.26	<b>28.36</b> $\pm$ 3.65
UniPrompt(Ours)	<b>45.37</b> $\pm$ 9.08	<b>43.25</b> $\pm$ 9.61	<b>55.01</b> $\pm$ 3.36	<b>51.58</b> $\pm$ 9.91	<b>25.29</b> $\pm$ 3.86	25.14 $\pm$ 5.65

model. As shown in Figure 3, our method consistently outperforms existing GPL baselines across most heterophilic datasets. Performance improvements are observed on *Cornell*, *Texas*, *Wisconsin*, and *Actor*, indicating that our approach avoids overfitting and makes use of the label information. On *CiteSeer* and *PubMed*, our method also outperforms existing GPL baselines, demonstrating its effectiveness when the dataset matches the homophily assumption of pretrained model. On *Cora* and *Chameleon*, the advantages of our method become more pronounced as more labels are introduced, gradually surpassing current GPL baselines. Similar experiments are conducted on GRACE and GraphMAE, further validating the generalization capability of our method. Detailed results and analysis can be found in the Appendix B.4.

### 6.3 Cross-Domain Node Classification

To further demonstrate the broad scenario adaptability of our method compared to existing approaches, we conduct experiments under both 3/5-shot and challenging multi-domain pretraining settings. In these settings, not only are the upstream and downstream datasets entirely different, but the multiple source domains within the pretraining also differ in both structure and semantics.

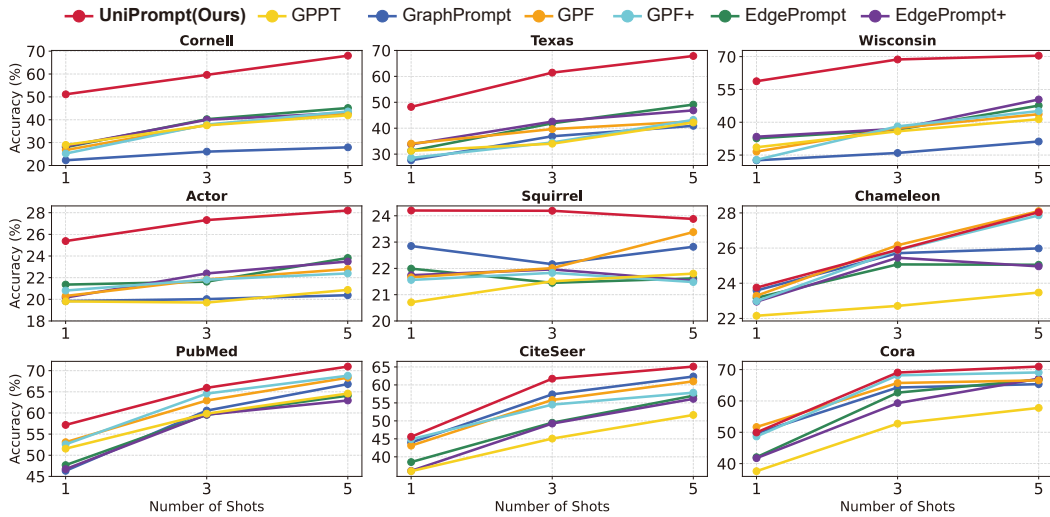


Figure 3: In-domain node classification experiments over nine datasets under different shot settings using DGI as the pretrained model.



**1-shot Cross-Domain Node Classification.** As shown in Table 2, our method outperforms various existing baselines, and competes with or surpasses state-of-the-art GFMs. Our approach achieves improvement on the *PubMed* and *Cornell* datasets. This improvement can be attributed to introduce connections among semantically similar nodes. In scenarios such as *PubMed*, which has few classes, and *Cornell*, which is a sparse graph, our method enables a more effective adaptation of the pretrained model. In contrast, on *Squirrel* and *Chameleon* datasets, where graphs exhibit low homophily and dense inter-class connectivity, the performance differences across methods are less distinct.

Table 3: Cross-domain node classification. Accuracy on 3/5-shot node classification tasks over six datasets. Each column represents a test domain, while others are train domains. The best results are highlighted in **bold**, and the runner-up with an underline. Methods with \* are reported from [27].

Methods	Cora(5)	CiteSeer(5)	Pubmed(5)	Cornell(3)	Squirrel(3)	Chameleon(5)
GCN*	60.15 $\pm$ 5.33	45.54 $\pm$ 4.71	57.82 $\pm$ 8.26	39.53 $\pm$ 13.57	21.61 $\pm$ 4.22	22.09 $\pm$ 0.99
GAT*	59.79 $\pm$ 3.89	50.48 $\pm$ 2.94	57.55 $\pm$ 9.37	34.53 $\pm$ 13.01	20.11 $\pm$ 3.11	20.83 $\pm$ 1.52
DGI*	56.76 $\pm$ 11.29	42.67 $\pm$ 8.98	54.04 $\pm$ 11.59	43.22 $\pm$ 5.84	20.23 $\pm$ 1.12	27.68 $\pm$ 5.21
GraphCL*	61.59 $\pm$ 5.71	47.05 $\pm$ 6.85	58.50 $\pm$ 7.38	32.77 $\pm$ 6.23	21.18 $\pm$ 0.96	27.45 $\pm$ 2.58
GPPT*	43.67 $\pm$ 7.11	47.31 $\pm$ 6.93	40.47 $\pm$ 10.17	34.69 $\pm$ 8.54	22.14 $\pm$ 1.53	28.25 $\pm$ 1.39
GPf*	51.21 $\pm$ 11.44	56.90 $\pm$ 8.84	58.76 $\pm$ 7.70	38.17 $\pm$ 8.15	21.62 $\pm$ 3.10	28.09 $\pm$ 4.93
GCOPE*	54.63 $\pm$ 3.98	53.18 $\pm$ 4.47	57.74 $\pm$ 2.73	48.21 $\pm$ 11.97	21.37 $\pm$ 4.20	25.50 $\pm$ 1.23
MDGPT*	59.64 $\pm$ 5.73	52.71 $\pm$ 5.71	58.65 $\pm$ 7.54	35.18 $\pm$ 8.90	21.42 $\pm$ 4.16	26.18 $\pm$ 5.18
MDGFM*	64.56 $\pm$ 7.29	<b>61.24</b> $\pm$ 4.82	63.50 $\pm$ 5.81	49.56 $\pm$ 6.92	23.00 $\pm$ 4.39	30.54 $\pm$ 2.87
UniPrompt(Ours)	<b>65.64</b> $\pm$ 3.53	59.37 $\pm$ 2.78	<b>65.09</b> $\pm$ 2.51	<b>52.09</b> $\pm$ 5.37	<b>26.70</b> $\pm$ 3.78	<b>31.38</b> $\pm$ 2.67

**3/5-shot Cross-Domain Node Classification.** As shown in Table 3, the availability of additional labels significantly boosts performance compared to the 1-shot scenario. On *Squirrel* and *Chameleon*, our method achieves notable improvements and outperforms existing approaches. Moreover, our method maintains superior performance on sparse graphs like *Cornell* and few-class datasets like *PubMed*. In contrast, on *Cora* and *CiteSeer*, which exhibit high homophily, most baselines, including supervised baselines and GFMs, perform well when more labeled data are available. The performance gap between our method and existing GPL baselines becomes less pronounced in these two datasets. Overall, our method still maintains advantage, particularly as a GPL approach, which demonstrates the effectiveness in adapting to pretrained models.

#### 6.4 Hyperparameter Analysis

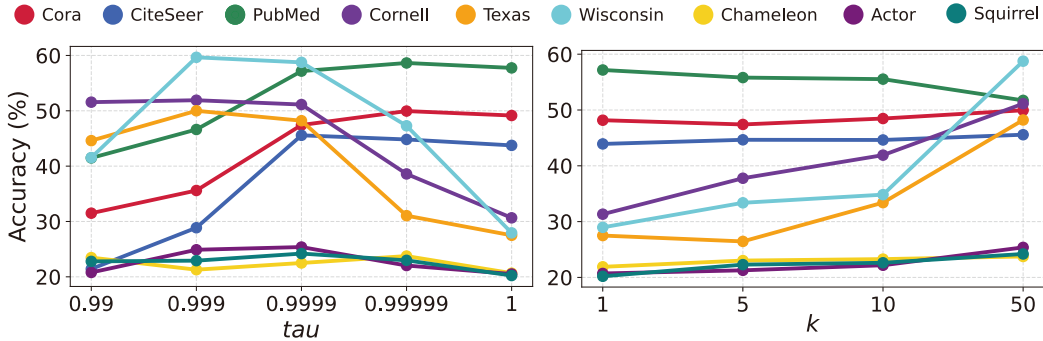


Figure 4: Hyperparameter analysis of  $\tau$  and  $k$  for 1-shot node classification with DGI pretrained.

We conduct hyperparameter analysis on  $\tau$  and  $k$  under DGI pretrained and 1-shot settings. As shown in Figure 4, for  $\tau$ , a notable observation is that heterophilic graphs require lower  $\tau$  values (typically converging to 0.999 or 0.9999) to achieve performance gains, which validates the necessity of the prompt graph. For homophilic graphs, performance stabilizes when  $\tau \geq 0.9999$ , consistent with existing research findings [35] that these graphs align with the homophily assumption of the pretrained models. For smaller  $\tau$  values (e.g.,  $\tau=0.99$ ), only *Cornell* maintains performance while other datasets

degrade, highlighting the necessity of input graph and demonstrating the robustness against model collapse. When  $\tau=1.0$ , no prompt graph is injected, corresponding to the ablation of our method. For  $k$ , The performance gains are most pronounced on sparse heterophilic graphs, i.e., *Cornell*, *Texas*, and *Wisconsin*. For larger datasets *Chameleon*, *Actor*, and *Squirrel*, the prompt graph provides similarity information that improves performance. For *Cora* and *CiteSeer*, performance remains stable across  $k$  values. However, *PubMed* performance drops when  $k$  reaches 50, which attributes to the effects of high homophily and limited classes.

## 7 Conclusion

In this work, we identify a key problem in existing Graph Prompt Learning (GPL) methods: the adaptation gap between upstream pretraining and downstream scenarios. We decompose this issue into two aspects: lack of consensus on underlying mechanisms, and limited scenario adaptability. Through motivation experiments and theoretical analysis, we reveal that the representation-level prompt is fundamentally equivalent to fine-tuning a simple downstream classifier. This primarily serves to adapt the pretrained model to downstream tasks, rather than unleashing its inherent capabilities. We propose a perspective: graph prompt learning should focus on unleashing the capability of pretrained models, and the classifier adapts to downstream scenarios. Based on our perspective, we propose UniPrompt, a novel GPL method that adapts any pretrained models, which leverages prompt-generated topology while preserving the original structure to unleash the capability of pretrained models. We evaluate UniPrompt on a comprehensive set of datasets, including homophilic and heterophilic graphs, under few-shot learning settings. The results demonstrate that UniPrompt consistently outperforms state-of-the-art baselines in both in-domain and cross-domain scenarios. Overall, our work provides new perspectives on the design principles of GPL, improving the fields of few/zero-shot graph learning, unifying downstream graph tasks, cross-domain graph learning, and promoting the development of Graph Foundation Models (GFM).

## 8 Acknowledgments

This work was supported by the National Natural Science Foundation of China (No. 62422210, No. 62276187, No. 62302333, No.62372323 and No. 92370111) and the National Key Research and Development Program of China (No. 2023YFC3304503).

## References

- [1] Xiangguo Sun, Jiawen Zhang, Xixi Wu, Hong Cheng, Yun Xiong, and Jia Li. Graph prompt learning: A comprehensive survey and beyond. *arXiv preprint arXiv:2311.16534*, *arXiv*, 2023.
- [2] Chenyi Zi, Haihong Zhao, Xiangguo Sun, Yiqing Lin, Hong Cheng, and Jia Li. Prog: A graph prompt learning benchmark. In *The NeurIPS Datasets and Benchmarks Track*, 2024.
- [3] Thomas N. Kipf and Max Welling. Semi-supervised classification with graph convolutional networks. In *International Conference on Learning Representations*, *ICLR*, 2017.
- [4] Petar Veličković, Guillem Cucurull, Arantxa Casanova, Adriana Romero, Pietro Liò, and Yoshua Bengio. Graph Attention Networks. *International Conference on Learning Representations*, *ICLR*, 2018.
- [5] Zehong Wang, Zheyuan Liu, Tianyi Ma, Jiazheng Li, Zheyuan Zhang, Xingbo Fu, Yiyang Li, Zhengqing Yuan, Wei Song, Yijun Ma, et al. Graph foundation models: A comprehensive survey. *arXiv preprint arXiv:2505.15116*, *arXiv*, 2025.
- [6] Mingchen Sun, Kaixiong Zhou, Xin He, Ying Wang, and Xin Wang. GPPT: graph pre-training and prompt tuning to generalize graph neural networks. In *Proceedings of ACM SIGKDD Conference on Knowledge Discovery and Data Mining*, *SIGKDD*, pages 1717–1727, 2022.
- [7] Taoran Fang, Yunchao Zhang, Yang Yang, Chunping Wang, and Lei Chen. Universal prompt tuning for graph neural networks. In *Advances in Neural Information Processing Systems*, *NeurIPS*, volume 36, pages 52464–52489, 2023.

- [8] Huanjing Zhao, Beining Yang, Yukuo Cen, Junyu Ren, Chenhui Zhang, Yuxiao Dong, Evgeny Kharlamov, Shu Zhao, and Jie Tang. Pre-training and prompting for few-shot node classification on text-attributed graphs. In *Proceedings of ACM SIGKDD Conference on Knowledge Discovery and Data Mining, SIGKDD*, pages 4467–4478, 2024.
- [9] Shirui Pan, Linhao Luo, Yufei Wang, Chen Chen, Jiapu Wang, and Xindong Wu. Unifying large language models and knowledge graphs: A roadmap. *IEEE Transactions on Knowledge and Data Engineering, TKDE*, 36(7):3580–3599, 2024.
- [10] Shaoxiong Ji, Shirui Pan, Erik Cambria, Pekka Marttinen, and Philip S. Yu. A survey on knowledge graphs: Representation, acquisition, and applications. *IEEE Trans. Neural Networks Learn. Syst., TNNLS*, 33(2):494–514, 2022.
- [11] Hao Yan, Chaozhuo Li, Ruosong Long, Chao Yan, Jianan Zhao, Wenwen Zhuang, Jun Yin, Peiyan Zhang, Weihao Han, Hao Sun, et al. A comprehensive study on text-attributed graphs: Benchmarking and rethinking. *Advances in Neural Information Processing Systems, NeurIPS*, 36:17238–17264, 2023.
- [12] Yuhan Li, Peisong Wang, Zhixun Li, Jeffrey Xu Yu, and Jia Li. Zerog: Investigating cross-dataset zero-shot transferability in graphs. In *Proceedings of ACM SIGKDD Conference on Knowledge Discovery and Data Mining, SIGKDD*, pages 1725–1735, 2024.
- [13] Duo Wang, Yuan Zuo, Fengzhi Li, and Junjie Wu. Llms as zero-shot graph learners: Alignment of gnn representations with llm token embeddings. *Advances in Neural Information Processing Systems, NeurIPS*, 37:5950–5973, 2024.
- [14] Xiangguo Sun, Hong Cheng, Jia Li, Bo Liu, and Jihong Guan. All in one: Multi-task prompting for graph neural networks. In *Proceedings of ACM SIGKDD Conference on Knowledge Discovery and Data Mining, SIGKDD*, pages 2120–2131, 2023.
- [15] Xingtong Yu, Zhenghao Liu, Yuan Fang, Zemin Liu, Sihong Chen, and Xinming Zhang. Generalized graph prompt: Toward a unification of pre-training and downstream tasks on graphs. *IEEE Trans. Knowl. Data Eng., TKDE*, 36(11):6237–6250, 2024.
- [16] Hao Liu, Jiarui Feng, Lecheng Kong, Ningyue Liang, Dacheng Tao, Yixin Chen, and Muhan Zhang. One for all: Towards training one graph model for all classification tasks. In *International Conference on Learning Representations, ICLR*, 2024.
- [17] Haihong Zhao, Chenyi Zi, Aochuan Chen, and Jia Li. A survey of cross-domain graph learning: Progress and future directions. *arXiv preprint arXiv:2503.11086, arXiv*, 2025.
- [18] Zhe-Rui Yang, Jindong Han, Chang-Dong Wang, and Hao Liu. Graphlora: Structure-aware contrastive low-rank adaptation for cross-graph transfer learning. In *Proceedings of ACM SIGKDD Conference on Knowledge Discovery and Data Mining, SIGKDD*, pages 1785–1796, 2025.
- [19] Jiawei Liu, Cheng Yang, Zhiyuan Lu, Junze Chen, Yibo Li, Mengmei Zhang, Ting Bai, Yuan Fang, Lichao Sun, Philip S Yu, et al. Graph foundation models: Concepts, opportunities and challenges. *IEEE Transactions on Pattern Analysis and Machine Intelligence, TPAMI*, 2025.
- [20] Yun Zhu, Haizhou Shi, Xiaotang Wang, Yongchao Liu, Yaoke Wang, Boci Peng, Chuntao Hong, and Siliang Tang. Graphclip: Enhancing transferability in graph foundation models for text-attributed graphs. In *Proceedings of the ACM on Web Conference, WWW*, pages 2183–2197, 2025.
- [21] Yuxiang Wang, Wenqi Fan, Suhang Wang, and Yao Ma. Towards graph foundation models: A transferability perspective. *arXiv preprint arXiv:2503.09363, arXiv*, 2025.
- [22] Yun Zhu, Yaoke Wang, Haizhou Shi, Zhenshuo Zhang, Dian Jiao, and Siliang Tang. Graph-control: Adding conditional control to universal graph pre-trained models for graph domain transfer learning. In *Proceedings of the ACM on Web Conference, WWW*, pages 539–550, 2024.
- [23] Xingbo Fu, Yinhan He, and Jundong Li. Edge prompt tuning for graph neural networks. In *International Conference on Learning Representations, ICLR*, 2025.

- [24] Zemin Liu, Xingtong Yu, Yuan Fang, and Xinming Zhang. Graphprompt: Unifying pre-training and downstream tasks for graph neural networks. In *Proceedings of the ACM on Web Conference, WWW*, pages 417–428, 2023.
- [25] Xingtong Yu, Jie Zhang, Yuan Fang, and Renhe Jiang. Non-homophilic graph pre-training and prompt learning. In *Proceedings of ACM SIGKDD Conference on Knowledge Discovery and Data Mining V. 1, SIGKDD*, pages 1844–1854, 2025.
- [26] Xingtong Yu, Chang Zhou, Yuan Fang, and Xinming Zhang. Multigprompt for multi-task pre-training and prompting on graphs. In *Proceedings of the ACM on Web Conference, WWW*, pages 515–526, 2024.
- [27] Shuo Wang, Bokui Wang, Zhixiang Shen, Boyan Deng, et al. Multi-domain graph foundation models: Robust knowledge transfer via topology alignment. In *Proceedings of International Conference on Machine Learning, ICML*, 2025.
- [28] Petar Velickovic, William Fedus, William L. Hamilton, Pietro Liò, Yoshua Bengio, and R. Devon Hjelm. Deep graph infomax. In *International Conference on Learning Representations, ICLR*, 2019.
- [29] Yanqiao Zhu, Yichen Xu, Feng Yu, Qiang Liu, Shu Wu, and Liang Wang. Deep graph contrastive representation learning. *arXiv preprint arXiv:2006.04131, arXiv*, 2020.
- [30] Zhenyu Hou, Xiao Liu, Yukuo Cen, Yuxiao Dong, Hongxia Yang, Chunjie Wang, and Jie Tang. Graphmae: Self-supervised masked graph autoencoders. In *Proceedings of ACM SIGKDD Conference on Knowledge Discovery and Data Mining, SIGKDD*, pages 594–604, 2022.
- [31] Shantanu Thakoor, Corentin Tallec, Mohammad Gheshlaghi Azar, Rémi Munos, Petar Veličković, and Michal Valko. Bootstrapped representation learning on graphs. In *ICLR Workshop on Geometrical and Topological Representation Learning*, 2021.
- [32] Wangbin Sun, Jintang Li, Liang Chen, Bingzhe Wu, Yatao Bian, and Zibin Zheng. Rethinking and simplifying bootstrapped graph latents. In *Proceedings of ACM International Conference on Web Search and Data Mining, WSDM*, pages 665–673, 2024.
- [33] Zhixun Li, Liang Wang, Xin Sun, Yifan Luo, Yanqiao Zhu, Dingshuo Chen, Yingtao Luo, Xiangxin Zhou, Qiang Liu, Shu Wu, et al. Gslb: The graph structure learning benchmark. *Advances in Neural Information Processing Systems, NeurIPS*, 36:30306–30318, 2023.
- [34] Zhilin Yang, William W. Cohen, and Ruslan Salakhutdinov. Revisiting semi-supervised learning with graph embeddings. In *Proceedings of International Conference on Machine Learning, ICML*, volume 48, pages 40–48, 2016.
- [35] Hongbin Pei, Bingzhe Wei, Kevin Chen-Chuan Chang, Yu Lei, and Bo Yang. Geom-gcn: Geometric graph convolutional networks. In *International Conference on Learning Representations, ICLR*, 2020.
- [36] Jitao Zhao, Di Jin, Meng Ge, Lianze Shan, Xin Wang, Dongxiao He, and Zhiyong Feng. Fug: Feature-universal graph contrastive pre-training for graphs with diverse node features. *Advances in Neural Information Processing Systems, NeurIPS*, 37:4003–4034, 2024.
- [37] Yuning You, Tianlong Chen, Yongduo Sui, Ting Chen, Zhangyang Wang, and Yang Shen. Graph contrastive learning with augmentations. In *Advances in Neural Information Processing Systems, NeurIPS*, volume 33, pages 5812–5823, 2020.
- [38] Haihong Zhao, Aochuan Chen, Xiangguo Sun, Hong Cheng, and Jia Li. All in one and one for all: A simple yet effective method towards cross-domain graph pretraining. In *Proceedings of ACM SIGKDD Conference on Knowledge Discovery and Data Mining, SIGKDD*, pages 4443–4454, 2024.
- [39] Xingtong Yu, Chang Zhou, Yuan Fang, and Xinming Zhang. Text-free multi-domain graph pre-training: Toward graph foundation models. *arXiv preprint arXiv:2405.13934, arXiv*, 2024.

- [40] Alberto P García-Plaza, Víctor Fresno, Raquel Martínez Unanue, and Arkaitz Zubiaga. Using fuzzy logic to leverage html markup for web page representation. *IEEE Transactions on Fuzzy Systems, IEEE Trans. Fuzzy Syst.*, 25(4):919–933, 2016.
- [41] Benedek Rozemberczki, Carl Allen, and Rik Sarkar. Multi-scale attributed node embedding. *Journal of Complex Networks, J. Complex Netw.*, 9(2), 2021.
- [42] Derek Lim, Felix Hohne, Xiuyu Li, Sijia Linda Huang, Vaishnavi Gupta, Omkar Bhalerao, and Ser-Nam Lim. Large scale learning on non-homophilous graphs: New benchmarks and strong simple methods. In *Advances in Neural Information Processing Systems, NeurIPS*, volume 34, pages 20887–20902, 2021.
- [43] Weihua Hu, Matthias Fey, Marinka Zitnik, Yuxiao Dong, Hongyu Ren, Bowen Liu, Michele Catasta, and Jure Leskovec. Open graph benchmark: Datasets for machine learning on graphs. In *Advances in Neural Information Processing Systems, NeurIPS*, volume 33, pages 22118–22133, 2020.
- [44] Tomáš Mikolov, Kai Chen, Greg Corrado, and Jeffrey Dean. Efficient estimation of word representations in vector space. In *International Conference on Learning Representations, ICLR Workshop*, 2013.
- [45] Aaron van den Oord, Yazhe Li, and Oriol Vinyals. Representation learning with contrastive predictive coding. *arXiv preprint arXiv:1807.03748, arXiv*, 2018.
- [46] Philip Bachman, R Devon Hjelm, and William Buchwalter. Learning representations by maximizing mutual information across views. *Advances in Neural Information Processing Systems, NeurIPS*, 32, 2019.
- [47] Yanqiao Zhu, Yichen Xu, Feng Yu, Qiang Liu, Shu Wu, and Liang Wang. Graph contrastive learning with adaptive augmentation. In *Proceedings of the ACM on Web Conference, WWW*, pages 2069–2080, 2021.
- [48] Jie Zhou, Ganqu Cui, Shengding Hu, Zhengyan Zhang, Cheng Yang, Zhiyuan Liu, Lifeng Wang, Changcheng Li, and Maosong Sun. Graph neural networks: A review of methods and applications. *AI open*, 1:57–81, 2020.
- [49] Yixin Liu, Ming Jin, Shirui Pan, Chuan Zhou, Yu Zheng, Feng Xia, and Philip S. Yu. Graph self-supervised learning: A survey. *IEEE Trans. Knowl. Data Eng., TKDE*, 35(6):5879–5900, 2023.
- [50] Yizhen Zheng, Shirui Pan, Vincent C. S. Lee, Yu Zheng, and Philip S. Yu. Rethinking and scaling up graph contrastive learning: An extremely efficient approach with group discrimination. In *Advances in Neural Information Processing Systems, NeurIPS*, volume 35, pages 10809–10820, 2022.
- [51] Kaveh Hassani and Amir Hosein Khas Ahmadi. Contrastive multi-view representation learning on graphs. In *Proceedings of International Conference on Machine Learning, ICML*, volume 119, pages 4116–4126, 2020.
- [52] Yuning You, Tianlong Chen, Yang Shen, and Zhangyang Wang. Graph contrastive learning automated. In *Proceedings of International Conference on Machine Learning, ICML*, pages 12121–12132, 2021.
- [53] Susheel Suresh, Pan Li, Cong Hao, and Jennifer Neville. Adversarial graph augmentation to improve graph contrastive learning. In *Advances in Neural Information Processing Systems, NeurIPS*, pages 15920–15933, 2021.
- [54] Jun Xia, Lirong Wu, Ge Wang, Jintao Chen, and Stan Z. Li. Progcl: Rethinking hard negative mining in graph contrastive learning. In *Proceedings of International Conference on Machine Learning, ICML*, volume 162, pages 24332–24346, 2022.
- [55] Dongxiao He, Jitao Zhao, Cuiying Huo, Yongqi Huang, Yuxiao Huang, and Zhiyong Feng. A new mechanism for eliminating implicit conflict in graph contrastive learning. In *Proceedings of the AAAI Conference on Artificial Intelligence, AAAI*, volume 38, pages 12340–12348, 2024.

- [56] Hengrui Zhang, Qitian Wu, Yu Wang, Shaofeng Zhang, Junchi Yan, and Philip S Yu. Localized contrastive learning on graphs. *arXiv preprint arXiv:2212.04604*, *arXiv*, 2022.
- [57] Mengyue Liu, Yun Lin, Jun Liu, Bohao Liu, Qinghua Zheng, and Jin Song Dong. B<sup>2</sup>-sampling: Fusing balanced and biased sampling for graph contrastive learning. In *Proceedings of ACM SIGKDD Conference on Knowledge Discovery and Data Mining*, *SIGKDD*, pages 1489–1500, 2023.
- [58] Yongqi Huang, Jitao Zhao, Dongxiao He, Di Jin, Yuxiao Huang, and Zhen Wang. Does gcl need a large number of negative samples? enhancing graph contrastive learning with effective and efficient negative sampling. In *Proceedings of the AAAI Conference on Artificial Intelligence*, *AAAI*, volume 39, pages 17511–17518, 2025.
- [59] Wen-Zhi Li, Chang-Dong Wang, Hui Xiong, and Jian-Huang Lai. Homogcl: Rethinking homophily in graph contrastive learning. In *Proceedings of ACM SIGKDD Conference on Knowledge Discovery and Data Mining*, *SIGKDD*, pages 1341–1352, 2023.
- [60] Dongxiao He, Yongqi Huang, Jitao Zhao, Xiaobao Wang, and Zhen Wang. Str-gcl: Structural commonsense driven graph contrastive learning. In *Proceedings of the ACM on Web Conference*, *WWW*, pages 1129–1141, 2025.
- [61] Namkyeong Lee, Junseok Lee, and Chanyoung Park. Augmentation-free self-supervised learning on graphs. In *Proceedings of the AAAI Conference on Artificial Intelligence*, *AAAI*, volume 36, pages 7372–7380, 2022.
- [62] Jun Xia, Lirong Wu, Jintao Chen, Bozhen Hu, and Stan Z Li. Simgrace: A simple framework for graph contrastive learning without data augmentation. In *Proceedings of the ACM on Web Conference*, *WWW*, pages 1070–1079, 2022.
- [63] Dongxiao He, Jitao Zhao, Rui Guo, Zhiyong Feng, Di Jin, Yuxiao Huang, Zhen Wang, and Weixiong Zhang. Contrastive learning meets homophily: Two birds with one stone. In *Proceedings of International Conference on Machine Learning*, *ICML*, volume 202, pages 12775–12789, 2023.
- [64] Xiaobao Wang, Jun Yang, Zhiqiang Wang, Dongxiao He, Jitao Zhao, Yuxiao Huang, and Di Jin. Graph contrastive learning with multiple information fusion. *Expert Systems with Applications*, *ESWA*, 268:126129, 2025.
- [65] Jingyu Chen, Runlin Lei, and Zhewei Wei. Polygcl: Graph contrastive learning via learnable spectral polynomial filters. In *International Conference on Learning Representations*, *ICLR*, 2024.
- [66] Guancheng Wan, Yijun Tian, Wenke Huang, Nitesh V Chawla, and Mang Ye. S3gcl: spectral, swift, spatial graph contrastive learning. In *Proceedings of International Conference on Machine Learning*, *ICML*, pages 49973–49990, 2024.
- [67] Thomas N Kipf and Max Welling. Variational graph auto-encoders. *arXiv preprint arXiv:1611.07308*, *arXiv*, 2016.
- [68] Zhenyu Hou, Yufei He, Yukuo Cen, Xiao Liu, Yuxiao Dong, Evgeny Kharlamov, and Jie Tang. Graphmae2: A decoding-enhanced masked self-supervised graph learner. In *Proceedings of the ACM on Web Conference*, *WWW*, pages 737–746, 2023.
- [69] Jean-Bastien Grill, Florian Strub, Florent Altché, Corentin Tallec, Pierre Richemond, Elena Buchatskaya, Carl Doersch, Bernardo Avila Pires, Zhaohan Guo, Mohammad Gheshlaghi Azar, et al. Bootstrap your own latent-a new approach to self-supervised learning. *Advances in Neural Information Processing Systems*, *NeurIPS*, 33:21271–21284, 2020.
- [70] Dongxiao He, Lianze Shan, Jitao Zhao, Hengrui Zhang, Zhen Wang, and Weixiong Zhang. Exploitation of a latent mechanism in graph contrastive learning: Representation scattering. *Advances in Neural Information Processing Systems*, *NeurIPS*, 37:115351–115376, 2024.
- [71] Junhyun Lee, Wooseong Yang, and Jaewoo Kang. Subgraph-level universal prompt tuning. *arXiv preprint arXiv:2402.10380*, *arXiv*, 2024.

- [72] Jiazheng Li, Jundong Li, and Chuxu Zhang. Instance-aware graph prompt learning. *Transactions on Machine Learning Research*, *TMLR*, 2025.
- [73] Aaron Van Den Oord, Oriol Vinyals, et al. Neural discrete representation learning. *Advances in Neural Information Processing Systems*, *NeurIPS*, 30:6309–6318, 2017.
- [74] Jiapeng Zhu, Zichen Ding, Jianxiang Yu, Jiaqi Tan, Xiang Li, and Weining Qian. RELIEF: reinforcement learning empowered graph feature prompt tuning. In *Proceedings of ACM SIGKDD Conference on Knowledge Discovery and Data Mining*, V.1, *SIGKDD*, pages 2159–2170, 2025.
- [75] Fengyu Yan, Xiaobao Wang, Dongxiao He, Longbiao Wang, Jianwu Dang, and Di Jin. Hetergp: Bridging heterogeneity in graph neural networks with multi-view prompting. In *Proceedings of the AAAI Conference on Artificial Intelligence*, *AAAI*, volume 39, pages 21895–21903, 2025.
- [76] Qian Huang, Hongyu Ren, Peng Chen, Gregor Krzmarc, Daniel Zeng, Percy Liang, and Jure Leskovec. PRODIGY: enabling in-context learning over graphs. In *Advances in Neural Information Processing Systems*, *NeurIPS*, volume 36, pages 16302–16317, 2023.
- [77] Lvmin Zhang, Anyi Rao, and Maneesh Agrawala. Adding conditional control to text-to-image diffusion models. In *Proceedings of the IEEE/CVF International Conference on Computer Vision*, *ICCV*, pages 3836–3847, 2023.
- [78] Xingtong Yu, Yuan Fang, Zemin Liu, and Xinming Zhang. Hgprompt: Bridging homogeneous and heterogeneous graphs for few-shot prompt learning. In *Proceedings of the AAAI Conference on Artificial Intelligence*, *AAAI*, pages 16578–16586, 2024.
- [79] Yihong Ma, Ning Yan, Jiayu Li, Masood Mortazavi, and Nitesh V Chawla. Hetgpt: Harnessing the power of prompt tuning in pre-trained heterogeneous graph neural networks. In *Proceedings of the ACM on Web Conference*, *WWW*, pages 1015–1023, 2024.
- [80] Jiabin Tang, Yuhao Yang, Wei Wei, Lei Shi, Long Xia, Dawei Yin, and Chao Huang. Higt: Heterogeneous graph language model. In *Proceedings of ACM SIGKDD Conference on Knowledge Discovery and Data Mining*, *SIGKDD*, pages 2842–2853, 2024.
- [81] Lecheng Kong, Jiarui Feng, Hao Liu, Chengsong Huang, Jiaxin Huang, Yixin Chen, and Muhan Zhang. GOFa: A generative one-for-all model for joint graph language modeling. In *The International Conference on Learning Representations*, *ICLR*, 2025.
- [82] Zheyuan Liu, Xiaoxin He, Yijun Tian, and Nitesh V. Chawla. Can we soft prompt llms for graph learning tasks? In *Proceedings of the ACM on Web Conference*, *WWW*, pages 481–484, 2024.
- [83] Edward J Hu, yelong shen, Phillip Wallis, Zeyuan Allen-Zhu, Yanzhi Li, Shean Wang, Lu Wang, and Weizhu Chen. LoRA: Low-rank adaptation of large language models. In *International Conference on Learning Representations*, *ICLR*, 2022.
- [84] Yufei He, Yuan Sui, Xiaoxin He, and Bryan Hooi. Unigraph: Learning a unified cross-domain foundation model for text-attributed graphs. In *Proceedings of ACM SIGKDD Conference on Knowledge Discovery and Data Mining*, V.1, *SIGKDD*, pages 448–459. ACM, 2025.
- [85] Runjin Chen, Tong Zhao, Ajay Kumar Jaiswal, Neil Shah, and Zhangyang Wang. Llga: Large language and graph assistant. In *Proceedings of International Conference on Machine Learning*, *ICML*, pages 7809–7823, 2024.
- [86] Jiabin Tang, Yuhao Yang, Wei Wei, Lei Shi, Lixin Su, Suqi Cheng, Dawei Yin, and Chao Huang. Graphgpt: Graph instruction tuning for large language models. In *Proceedings of International ACM SIGIR Conference on Research and Development in Information Retrieval*, *SIGIR*, pages 491–500, 2024.
- [87] Zehong Wang, Zheyuan Zhang, Nitesh Chawla, Chuxu Zhang, and Yanfang Ye. Gft: Graph foundation model with transferable tree vocabulary. *Advances in Neural Information Processing Systems*, *NeurIPS*, 37:107403–107443, 2024.
- [88] Zehong Wang, Zheyuan Zhang, Tianyi Ma, Nitesh V Chawla, Chuxu Zhang, and Yanfang Ye. Towards graph foundation models: Learning generalities across graphs via task-trees. In *Proceeding of International Conference on Machine Learning*, *ICML*, 2025.

## A Proofs

### A.1 Proof for Proposition 4.1

*Proof:*  $(C \circ T)(\mathbf{h}) = \mathbf{W}_C^\top (\mathbf{W}_T \mathbf{h} + \mathbf{b}_T) = (\mathbf{W}_T^\top \mathbf{W}_C)^\top \mathbf{h} + \mathbf{W}_C^\top \mathbf{b}_T$ . Then, we let  $\mathbf{W}_{C'} = \mathbf{W}_T^\top \mathbf{W}_C$ ,  $\mathbf{b}_{C'} = \mathbf{W}_C^\top \mathbf{b}_T$ , we can get  $(C \circ T)(\mathbf{h}) = \mathbf{W}_{C'}^\top \mathbf{h} + \mathbf{b}_{C'} \equiv C'(\mathbf{h})$ . Therefore, we conclude that any linear prompt combination can be represented as a linear classifier with a bias term.  $\square$

### A.2 Proof for Proposition 4.2

*Proof:* For any parameters of objective function  $\mathbf{W}_{C'}$  and  $\mathbf{b}_{C'}$ , there exists  $\mathbf{W}_T$  and  $\mathbf{W}_C$ :

$$\mathbf{W}_C = (\mathbf{W}_T^\top)^{-1} \mathbf{W}_{C'}, \quad \mathbf{b}_T = \mathbf{W}_C^\dagger \mathbf{b}_{C'}, \quad (9)$$

where  $\mathbf{W}_C^\dagger$  is the pseudo-inverse matrix of  $\mathbf{W}_C$ . The mapping above is unique when  $\mathbf{W}_C^\dagger = (\mathbf{W}_C^\top \mathbf{W}_C)^{-1} \mathbf{W}_C^\top$  and  $\mathbf{W}_C$  has full column rank. We calculate the gradient update paths of the two optimization methods respectively. For the original gradient of  $\mathbf{W}_C$  and  $\mathbf{W}_T$ , we have the following:

$$\frac{\partial L}{\partial \mathbf{W}_C} = \frac{\partial L}{\partial C'} \frac{\partial C'}{\partial \mathbf{W}_C} = (\mathbf{W}_T \mathbf{h} + \mathbf{b}_T) \left( \frac{\partial L}{\partial C'} \right)^\top, \quad \frac{\partial L}{\partial \mathbf{W}_T} = \frac{\partial L}{\partial C'} \frac{\partial C'}{\partial \mathbf{W}_T} = \mathbf{W}_C \frac{\partial L}{\partial C'} \mathbf{h}^\top. \quad (10)$$

For ease of understanding, the matrix of two equations are  $\nabla_{\mathbf{W}_C} L = (\mathbf{W}_T \mathbf{h} + \mathbf{b}_T) \cdot (\nabla_{C'} L)^\top$  and  $\nabla_{\mathbf{W}_T} L = \mathbf{W}_C \cdot \nabla_{C'} L \cdot \mathbf{h}^\top$ . Then, the gradient of  $\mathbf{b}_T$  is  $\nabla_{\mathbf{b}_T} L = \mathbf{W}_C \cdot \nabla_{C'} L$ . For the classifier  $C'$ , we calculate the gradient of  $\mathbf{W}_{C'}$  and  $\mathbf{b}_{C'}$  using  $\nabla_{\mathbf{W}_{C'}} L = \mathbf{h} \cdot (\nabla_{C'} L)^\top$  and  $\nabla_{\mathbf{b}_{C'}} L = \nabla_{C'} L$ . According to  $\mathbf{W}_{C'} = \mathbf{W}_T^\top \mathbf{W}_C$  and  $\mathbf{b}_{C'} = \mathbf{W}_C^\top \mathbf{b}_T$ , we analyze the gradient propagation using the chain rule:

$$\begin{aligned} \Delta \mathbf{W}_{C'} &= \mathbf{W}_T^\top \Delta \mathbf{W}_C + (\Delta \mathbf{W}_T)^\top \mathbf{W}_C \\ &= \mathbf{W}_T^\top \left( \eta (\mathbf{W}_T \mathbf{h} + \mathbf{b}_T) \cdot (\nabla_{C'} L)^\top \right) + \eta \mathbf{h} (\nabla_{C'} L) \mathbf{W}_C^\top \mathbf{W}_C \\ &= \eta \mathbf{h} \cdot (\nabla_{C'} L)^\top, \quad \text{when } \mathbf{W}_C^\top \mathbf{W}_C = \mathbf{I}_k \text{ and } \mathbf{W}_T^\top \mathbf{W}_T = \mathbf{I}_d. \end{aligned} \quad (11)$$

For  $\mathbf{b}_{C'}$ , we have the following:

$$\begin{aligned} \Delta \mathbf{b}_{C'} &= \mathbf{W}_C^\top \Delta \mathbf{b}_T + (\Delta \mathbf{W}_C)^\top \mathbf{b}_T \\ &= \eta \mathbf{W}_C^\top \mathbf{W}_C \nabla_{C'} L + \eta (\mathbf{W}_T \mathbf{h} + \mathbf{b}_T)^\top \mathbf{b}_T \nabla_{C'} L, \end{aligned} \quad (12)$$

when  $\mathbf{W}_C$  has full column rank and  $\mathbf{b}_T$  is orthogonal to  $\mathbf{W}_T \mathbf{h} + \mathbf{b}_T$ , we can obtain  $\Delta \mathbf{b}_{C'} = \eta \nabla_{C'} L$ , which is consistent with the gradient of single linear classifier  $C'$ .  $\square$

## B Other Experiments and Detail Settings

### B.1 Experimental Setup

**Implementation details.** In our experiments, we use 2-layer GCN backbones for DGI and GRACE, and 2-layer GAT backbone for GraphMAE. For downstream prompt tuning, all classifiers employ 2-layer MLPs. We fine-tune all GPL baselines across all pretrained models. We train for 2000 epochs with early stopping (patience=20). Following the ProG [2] benchmark settings, we conduct  $k$ -shot sampling evaluations under both in-domain and cross-domain settings with  $k \in \{1, 3, 5\}$ . To ensure performance reliability, we perform 20 repeated runs for each of 5 fixed random seeds = { 42, 12345, 23344, 38108, 39788 }, reporting averaged results over 100 total trials. All of the experiments are conducted on a server with Xeon(R) Platinum 8352V CPU, 90GB of memory, an RTX 4090 graphics card, and 24GB of video memory. The detailed GitHub links for the various pre-trained models, GPL baselines, sampling, split, and evaluation settings used in our experiments are provided in Table 12, which can be used for future reference and reproducibility.

### B.2 Real-world datasets

We introduce the details of the 10 commonly used real-world datasets, including homophily and heterophily graphs as follows, and the statistics of these datasets are shown in Table 4.



- *Cora* [34], *CiteSeer* [34] and *PubMed* [34] are citation datasets, nodes represent papers, edges represent citation relationships. Each dimension in the feature corresponds to a word. Labels are the categories into which the paper is divided.
- *Cornell* [35], *Texas* [35], and *Wisconsin* [35] are sub-datasets of WebKB [40], which is a webpage dataset collected from Carnegie Mellon University. Nodes represent web pages, and edges represent hyperlinks between web pages.
- *Chameleon* [35] and *Squirrel* [35] are page to page networks on specific topic collected from Wikipedia [41], nodes represent web pages and edges represent links between web pages. The average monthly traffic of the web page is converted into five categories to predict.
- *Actor* [35] is the actor-only induced subgraph of the film-director-actor-writer network. Each node corresponds to an actor, and the edge between two nodes denotes co-occurrence on the same Wikipedia page. Node features correspond to some keywords in the Wikipedia pages. The task is to classify the nodes into five categories in term of words of actor’s Wikipedia.
- *arXiv-year* [42] is a modification of the OGBN-arXiv [43], where the labels are assigned based on the paper’s publication year rather than topic. The nodes represent papers from arXiv website, and the links denote citation relationships. The node features are averaged Word2Vec [44] token features of both the title and abstract of the paper. The dataset is partitioned by publication date, which ensures a relatively balanced distribution of classes.

Table 4: Statistics of real-world datasets.

Dataset	#Nodes	#Edges	#Features	#Classes	#Homophily
Cora	2,708	5,278	1,433	7	0.81
CiteSeer	3,327	4,552	3,703	6	0.74
PubMed	19,717	44,324	500	3	0.80
Cornell	183	298	1,703	5	0.31
Texas	183	325	1,703	5	0.11
Wisconsin	251	515	1,703	5	0.20
Chameleon	2,277	36,101	2,277	5	0.24
Actor	7,600	30,019	932	5	0.22
Squirrel	5,201	217,073	2,089	5	0.22
arXiv-year	169,343	1,166,243	128	5	0.22

### B.3 Descriptions of Various Baselines

#### Graph Semi-Supervised Baselines.

- GCN [3]: GCN introduces a spectral graph convolution framework based on localized first-order Chebyshev filters, utilizing mean-pooling for neighborhood aggregation. It recursively updates node representations by averaging the features of neighbors and uses learnable parameters to control the transformation process.
- GAT [4]: GAT proposes multi-head attention mechanisms to dynamically compute node-specific weights during message passing. It adopts a learnable attention coefficient to quantify the importance of neighbors, thereby achieving adaptive aggregation.

**Graph Pretraining Models.** We introduce the classic graph pretraining strategies as follows.

- DGI [28]: Deep Graph Infomax (DGI) learns node embeddings by maximizing the mutual information (MI) between local node representations and graph representation. It utilizes GCNs to generate node representations, and aggregates node representations into a graph representation. DGI treats the corrupted graph as a negative example and train by identifying the relationship between nodes and graphs, thereby maximizing MI between them.
- GRACE [29]: GRACE learns node embeddings by maximizing mutual information between node representations in two augmented views. It generates different views through edge removal and feature masking. It uses InfoNCE [45, 46] as loss function, which maximizes the similarity of two augmented nodes generated by the same node and minimizes the similarity of other nodes to train the model.

Table 5: In-domain node classification. Accuracy on 3-shot node classification tasks over three pretrained strategies and nine datasets. The best results in each pretrain strategy are highlighted in **bold**, and the runner-up with an underline.

Pretrain	Methods	Cora	CiteSeer	PubMed	Cornell	Texas	Wisconsin	Chameleon	Actor	Squirrel
DGI	Fine-tuning	65.09 $\pm$ 5.73	60.32 $\pm$ 4.05	64.81 $\pm$ 6.80	41.84 $\pm$ 6.52	38.75 $\pm$ 9.34	41.34 $\pm$ 7.57	<b>28.66</b> $\pm$ 3.99	22.61 $\pm$ 2.36	23.02 $\pm$ 3.54
	Linear-probe	67.48 $\pm$ 4.65	<u>60.91</u> $\pm$ 4.23	<b>65.92</b> $\pm$ 5.53	40.39 $\pm$ 8.35	39.30 $\pm$ 7.67	38.29 $\pm$ 9.18	<u>27.17</u> $\pm$ 4.04	21.66 $\pm$ 2.31	22.56 $\pm$ 2.29
	GPPT	52.79 $\pm$ 6.52	45.07 $\pm$ 5.43	59.83 $\pm$ 4.92	37.55 $\pm$ 5.48	34.02 $\pm$ 9.71	35.86 $\pm$ 6.43	22.71 $\pm$ 2.40	19.70 $\pm$ 1.23	21.51 $\pm$ 1.37
	GraphPrompt	64.29 $\pm$ 47.8	57.37 $\pm$ 5.26	60.56 $\pm$ 5.37	26.06 $\pm$ 6.24	36.89 $\pm$ 7.56	25.96 $\pm$ 9.75	25.71 $\pm$ 2.68	20.02 $\pm$ 1.39	22.16 $\pm$ 2.42
	All-in-one	44.97 $\pm$ 7.44	28.52 $\pm$ 6.57	37.58 $\pm$ 8.35	32.78 $\pm$ 15.99	30.37 $\pm$ 13.08	24.44 $\pm$ 6.62	24.76 $\pm$ 3.27	21.10 $\pm$ 4.81	<u>23.96</u> $\pm$ 2.92
	GPF	65.73 $\pm$ 5.53	55.82 $\pm$ 5.79	62.94 $\pm$ 7.71	37.70 $\pm$ 7.22	39.66 $\pm$ 8.29	37.34 $\pm$ 5.70	26.16 $\pm$ 3.15	21.84 $\pm$ 2.08	22.01 $\pm$ 2.30
	EdgePrompt	<u>68.17</u> $\pm$ 4.28	54.52 $\pm$ 5.91	64.58 $\pm$ 7.07	37.90 $\pm$ 7.53	34.49 $\pm$ 8.99	38.12 $\pm$ 6.79	25.88 $\pm$ 2.65	21.81 $\pm$ 2.09	21.83 $\pm$ 2.17
	EdgePrompt+	62.65 $\pm$ 3.39	49.49 $\pm$ 4.97	59.56 $\pm$ 3.43	40.26 $\pm$ 7.81	41.88 $\pm$ 8.76	36.59 $\pm$ 7.37	25.07 $\pm$ 4.07	21.63 $\pm$ 2.45	21.45 $\pm$ 1.83
	UniPrompt(Ours)	59.30 $\pm$ 4.10	49.25 $\pm$ 5.12	59.60 $\pm$ 3.36	39.98 $\pm$ 6.70	<u>42.55</u> $\pm$ 9.04	37.01 $\pm$ 7.58	25.45 $\pm$ 3.77	22.39 $\pm$ 2.80	21.96 $\pm$ 1.87
		<b>69.07</b> $\pm$ 4.37	<b>61.73</b> $\pm$ 4.15	60.94 $\pm$ 6.46	<b>59.63</b> $\pm$ 5.84	<b>61.44</b> $\pm$ 14.55	<b>68.70</b> $\pm$ 6.99	25.90 $\pm$ 3.08	<b>27.32</b> $\pm$ 3.26	<b>24.19</b> $\pm$ 2.35
GRACE	Fine-tuning	63.99 $\pm$ 5.69	<u>60.48</u> $\pm$ 4.52	62.03 $\pm$ 6.10	42.42 $\pm$ 7.46	39.73 $\pm$ 6.45	40.34 $\pm$ 5.37	29.73 $\pm$ 4.02	<u>21.70</u> $\pm$ 2.14	23.77 $\pm$ 2.23
	Linear-probe	63.68 $\pm$ 5.99	60.35 $\pm$ 3.99	<u>65.71</u> $\pm$ 5.87	41.60 $\pm$ 7.19	39.53 $\pm$ 6.62	<u>41.46</u> $\pm$ 5.28	29.02 $\pm$ 4.60	21.55 $\pm$ 1.38	21.62 $\pm$ 3.47
	GPPT	54.24 $\pm$ 7.29	51.71 $\pm$ 5.39	57.13 $\pm$ 4.60	36.05 $\pm$ 8.71	33.55 $\pm$ 3.66	37.69 $\pm$ 5.65	31.45 $\pm$ 3.69	20.78 $\pm$ 1.21	24.17 $\pm$ 2.68
	GraphPrompt	<u>67.60</u> $\pm$ 4.90	53.84 $\pm$ 8.22	56.60 $\pm$ 7.00	29.86 $\pm$ 7.56	34.82 $\pm$ 8.84	29.66 $\pm$ 8.12	<b>32.46</b> $\pm$ 3.60	20.98 $\pm$ 1.85	<u>24.41</u> $\pm$ 3.18
	All-in-one	40.78 $\pm$ 8.81	31.09 $\pm$ 5.80	38.25 $\pm$ 6.23	30.60 $\pm$ 17.45	30.66 $\pm$ 12.45	24.40 $\pm$ 16.68	25.40 $\pm$ 3.18	21.32 $\pm$ 2.56	23.50 $\pm$ 2.32
	GPF	64.09 $\pm$ 4.04	52.45 $\pm$ 4.90	61.93 $\pm$ 6.95	38.75 $\pm$ 7.05	41.76 $\pm$ 9.79	36.11 $\pm$ 3.65	30.23 $\pm$ 3.41	21.61 $\pm$ 2.07	21.28 $\pm$ 3.88
	GPF+	63.91 $\pm$ 5.08	53.24 $\pm$ 6.88	55.88 $\pm$ 5.54	38.40 $\pm$ 5.00	41.37 $\pm$ 8.39	36.63 $\pm$ 5.07	<u>32.07</u> $\pm$ 3.59	19.67 $\pm$ 3.47	23.32 $\pm$ 2.66
	EdgePrompt	60.45 $\pm$ 4.39	48.65 $\pm$ 4.08	57.33 $\pm$ 4.67	42.97 $\pm$ 6.22	36.46 $\pm$ 8.73	27.42 $\pm$ 3.19	21.63 $\pm$ 1.33	23.14 $\pm$ 2.02	23.14 $\pm$ 2.02
	EdgePrompt+	61.60 $\pm$ 2.95	45.12 $\pm$ 4.53	62.38 $\pm$ 6.11	42.11 $\pm$ 9.13	<u>43.83</u> $\pm$ 7.29	39.26 $\pm$ 5.16	<u>27.82</u> $\pm$ 2.07	21.41 $\pm$ 0.98	23.37 $\pm$ 1.53
	UniPrompt(Ours)	<b>67.71</b> $\pm$ 5.24	<b>61.93</b> $\pm$ 3.73	<u>66.83</u> $\pm$ 6.14	<b>60.86</b> $\pm$ 8.37	<b>64.22</b> $\pm$ 3.84	<b>67.60</b> $\pm$ 8.57	27.71 $\pm$ 3.66	<b>25.56</b> $\pm$ 1.37	<b>25.22</b> $\pm$ 2.47
GraphMAE	Fine-tuning	66.38 $\pm$ 6.34	58.57 $\pm$ 5.82	62.51 $\pm$ 4.55	<u>46.09</u> $\pm$ 8.50	<u>43.91</u> $\pm$ 8.88	<u>48.31</u> $\pm$ 5.70	27.33 $\pm$ 3.17	21.40 $\pm$ 1.56	21.18 $\pm$ 1.20
	Linear-probe	<b>70.74</b> $\pm$ 4.52	<u>60.60</u> $\pm$ 4.96	<b>66.90</b> $\pm$ 4.70	38.52 $\pm$ 7.65	43.13 $\pm$ 8.47	41.40 $\pm$ 5.54	<b>29.02</b> $\pm$ 4.05	<u>22.05</u> $\pm$ 1.77	21.91 $\pm$ 1.74
	GPPT	57.64 $\pm$ 5.74	40.14 $\pm$ 6.89	56.63 $\pm$ 8.23	35.12 $\pm$ 9.70	38.28 $\pm$ 9.54	40.94 $\pm$ 6.23	27.46 $\pm$ 2.27	20.06 $\pm$ 2.56	20.58 $\pm$ 1.13
	GraphPrompt	<u>67.49</u> $\pm$ 3.01	57.51 $\pm$ 6.52	62.78 $\pm$ 4.76	23.79 $\pm$ 7.02	29.76 $\pm$ 10.51	27.90 $\pm$ 8.98	23.02 $\pm$ 3.37	21.50 $\pm$ 2.05	<b>26.29</b> $\pm$ 2.34
	All-in-one	39.30 $\pm$ 6.31	39.39 $\pm$ 3.38	54.72 $\pm$ 10.13	29.82 $\pm$ 7.23	24.80 $\pm$ 14.33	26.93 $\pm$ 14.46	24.40 $\pm$ 3.76	21.13 $\pm$ 2.23	22.16 $\pm$ 3.42
	GPF	57.91 $\pm$ 4.28	43.44 $\pm$ 12.02	64.32 $\pm$ 7.22	36.33 $\pm$ 6.82	38.79 $\pm$ 9.89	36.86 $\pm$ 5.95	27.09 $\pm$ 2.88	21.30 $\pm$ 2.51	20.82 $\pm$ 1.81
	GPF+	56.55 $\pm$ 6.74	44.71 $\pm$ 6.36	60.60 $\pm$ 7.87	38.59 $\pm$ 7.84	37.27 $\pm$ 8.10	38.06 $\pm$ 9.06	26.87 $\pm$ 3.29	20.56 $\pm$ 3.21	20.95 $\pm$ 0.95
	EdgePrompt	64.18 $\pm$ 4.20	57.56 $\pm$ 6.66	54.32 $\pm$ 7.07	35.42 $\pm$ 6.17	40.95 $\pm$ 8.73	37.31 $\pm$ 5.69	26.60 $\pm$ 4.02	19.66 $\pm$ 4.94	22.05 $\pm$ 1.27
	EdgePrompt+	64.36 $\pm$ 3.89	53.46 $\pm$ 6.12	63.05 $\pm$ 6.35	37.20 $\pm$ 6.09	41.00 $\pm$ 8.92	38.80 $\pm$ 5.81	22.10 $\pm$ 2.67	20.59 $\pm$ 4.43	21.72 $\pm$ 0.90
	UniPrompt(Ours)	66.16 $\pm$ 6.69	<b>61.90</b> $\pm$ 2.95x	<u>64.62</u> $\pm$ 5.71	<b>59.92</b> $\pm$ 5.06	<b>65.62</b> $\pm$ 2.75	<b>71.60</b> $\pm$ 2.88	<u>27.78</u> $\pm$ 2.17	<b>24.77</b> $\pm$ 1.83	<u>22.82</u> $\pm$ 1.19

- GraphCL [37]: GraphCL learns graph-level representations by maximizing mutual information between augmented views of graphs. It introduces four graph augmentation types (node dropping, edge perturbation, attribute masking, subgraph sampling) to generate augmented views. The InfoNCE loss maximizes similarities between positive pairs (augmented views of the same graph) while contrasting against negative pairs (other graphs in the batch), corresponding to mutual information maximization between augmented representations and unifies diverse contrastive learning frameworks.
- GraphMAE [30]: GraphMAE is a generative self-supervised graph autoencoder that learns robust representations through masked feature reconstruction. It employs a two-stage framework: (1) A GNN-based encoder learns node embeddings from input graphs with randomly masked node features; (2) A GNN decoder reconstructs the masked features using a re-mask decoding strategy, optimized by a scaled cosine error loss that emphasizes directional alignment over magnitude.

### Graph Prompt Learning Baselines.

- GPPT [6]: GPPT pioneers the use of the "pretrain-prompt" paradigm in graph machine learning. It employs link prediction as its pre-training task to learn general knowledge about graph structures. In its prompt design, GPPT introduces two types of prompts: task tokens and structure tokens. The former serve as prototype vectors for each class within clusters, while the latter are derived by aggregating information from the target node and its neighbors. For downstream node classification, the task is reformulated as link prediction. This is accomplished by calculating the probability of a link existing between the task token and the structure token, thus leveraging the learned prompts to make predictions.
- GraphPrompt [24]: GraphPrompt proposes a unified pretraining and prompting framework for GNNs, bridging the gap between pretraining and downstream tasks through a subgraph similarity-based template. It introduces learnable task-specific prompts that guide the ReadOut operation to dynamically emphasize task-relevant features during subgraph representation aggregation. By mapping both link prediction (pretraining) and node/graph classification (downstream) tasks to subgraph similarity learning, GraphPrompt enables parameter-efficient adaptation via prompt tuning—freezing pre-trained GNN weights while optimizing lightweight prompts.
- All-in-one [14] All-in-one unifies the downstream tasks of the "pretrain-prompt" paradigm. This method first reformulates node and edge tasks into graph-level tasks by

Table 6: In-domain node classification. Accuracy on 5-shot node classification tasks over three pretrained models and nine datasets. The best results in each pretrain strategy are highlighted in **bold**, and the runner-up with an underline.

Pretrain	Methods	Cora	CiteSeer	PubMed	Cornell	Texas	Wisconsin	Chameleon	Actor	Squirrel
DGI	Fine-tuning	73.01 $\pm$ 2.55	65.08 $\pm$ 3.52	<u>70.91</u> $\pm$ 4.65	<u>45.78</u> $\pm$ 5.65	43.20 $\pm$ 9.51	43.26 $\pm$ 7.43	<b>28.81</b> $\pm$ 2.82	23.65 $\pm$ 2.38	22.58 $\pm$ 2.75
	Linear-probe	<u>72.39</u> $\pm$ 2.01	<b>65.11</b> $\pm$ 2.62	70.32 $\pm$ 4.19	45.23 $\pm$ 6.87	42.81 $\pm$ 8.09	41.66 $\pm$ 5.68	<u>28.80</u> $\pm$ 2.67	22.59 $\pm$ 2.40	23.53 $\pm$ 1.70
	GPPT	57.78 $\pm$ 4.46	51.64 $\pm$ 5.06	64.59 $\pm$ 3.68	41.95 $\pm$ 4.57	42.19 $\pm$ 6.56	41.37 $\pm$ 5.85	23.47 $\pm$ 2.98	20.87 $\pm$ 1.24	21.80 $\pm$ 1.47
	GraphPrompt	65.36 $\pm$ 4.72	62.33 $\pm$ 2.60	66.83 $\pm$ 6.05	27.94 $\pm$ 6.51	40.91 $\pm$ 7.12	31.20 $\pm$ 7.22	25.98 $\pm$ 3.38	20.38 $\pm$ 1.04	22.82 $\pm$ 2.18
	All-in-one	45.79 $\pm$ 8.06	28.43 $\pm$ 3.39	41.32 $\pm$ 6.26	34.02 $\pm$ 8.02	32.29 $\pm$ 15.12	30.76 $\pm$ 18.03	23.50 $\pm$ 3.52	20.60 $\pm$ 3.11	<u>23.78</u> $\pm$ 2.93
	GPF	66.57 $\pm$ 7.50	60.99 $\pm$ 3.73	68.33 $\pm$ 5.03	42.96 $\pm$ 6.01	42.61 $\pm$ 8.83	43.68 $\pm$ 6.29	27.10 $\pm$ 2.94	22.79 $\pm$ 1.56	23.38 $\pm$ 2.37
	GPF+	69.10 $\pm$ 3.70	57.84 $\pm$ 4.22	68.81 $\pm$ 4.57	43.63 $\pm$ 6.62	43.21 $\pm$ 8.64	45.11 $\pm$ 6.42	27.86 $\pm$ 2.74	22.39 $\pm$ 2.01	21.48 $\pm$ 3.01
	EdgePrompt	66.82 $\pm$ 3.62	56.99 $\pm$ 4.12	64.08 $\pm$ 6.27	45.14 $\pm$ 5.71	<u>49.10</u> $\pm$ 11.77	47.61 $\pm$ 6.32	25.05 $\pm$ 3.76	<u>23.82</u> $\pm$ 1.87	21.62 $\pm$ 1.53
	EdgePrompt+	67.10 $\pm$ 3.94	56.12 $\pm$ 3.88	62.95 $\pm$ 6.15	43.05 $\pm$ 4.58	46.88 $\pm$ 9.06	<u>50.40</u> $\pm$ 5.49	24.96 $\pm$ 3.74	23.49 $\pm$ 1.99	21.53 $\pm$ 2.15
	UniPrompt(Ours)	70.58 $\pm$ 3.01	<u>65.10</u> $\pm$ 3.15	<b>70.97</b> $\pm$ 4.33	<b>68.02</b> $\pm$ 4.32	<b>67.86</b> $\pm$ 8.36	<b>70.43</b> $\pm$ 9.34	28.04 $\pm$ 2.68	<b>28.20</b> $\pm$ 2.66	<b>23.88</b> $\pm$ 2.19
GRACE	Fine-tuning	70.49 $\pm$ 2.28	<b>64.19</b> $\pm$ 3.49	70.42 $\pm$ 5.36	47.15 $\pm$ 6.77	43.09 $\pm$ 8.74	42.51 $\pm$ 5.92	<b>34.00</b> $\pm$ 2.48	22.61 $\pm$ 1.91	<u>25.22</u> $\pm$ 1.65
	Linear-probe	<u>71.09</u> $\pm$ 2.18	<u>63.65</u> $\pm$ 3.29	<u>71.34</u> $\pm$ 6.46	47.07 $\pm$ 6.66	42.11 $\pm$ 8.02	41.91 $\pm$ 6.20	32.78 $\pm$ 3.15	22.23 $\pm$ 1.88	24.05 $\pm$ 1.58
	GPPT	56.51 $\pm$ 7.10	50.88 $\pm$ 5.62	65.97 $\pm$ 5.75	44.36 $\pm$ 4.88	41.15 $\pm$ 7.09	41.98 $\pm$ 7.60	33.10 $\pm$ 3.47	21.36 $\pm$ 2.18	24.70 $\pm$ 2.14
	GraphPrompt	68.58 $\pm$ 4.30	52.65 $\pm$ 3.84	65.49 $\pm$ 6.66	35.28 $\pm$ 5.94	38.65 $\pm$ 7.75	33.76 $\pm$ 7.48	32.68 $\pm$ 3.32	21.17 $\pm$ 1.14	22.55 $\pm$ 1.87
	All-in-one	44.29 $\pm$ 8.37	39.27 $\pm$ 3.85	40.76 $\pm$ 8.25	29.23 $\pm$ 7.65	30.71 $\pm$ 10.37	29.49 $\pm$ 16.00	23.77 $\pm$ 3.65	21.57 $\pm$ 2.49	25.13 $\pm$ 2.82
	GPF	68.56 $\pm$ 3.98	59.53 $\pm$ 3.91	68.20 $\pm$ 4.59	46.01 $\pm$ 6.72	44.17 $\pm$ 7.43	41.66 $\pm$ 4.84	28.62 $\pm$ 3.26	22.91 $\pm$ 1.49	21.29 $\pm$ 2.57
	GPF+	68.86 $\pm$ 3.95	61.51 $\pm$ 3.90	68.30 $\pm$ 3.99	45.89 $\pm$ 6.10	40.99 $\pm$ 8.35	45.65 $\pm$ 5.22	29.46 $\pm$ 3.33	22.64 $\pm$ 1.45	24.61 $\pm$ 2.24
	EdgePrompt	63.76 $\pm$ 3.49	51.81 $\pm$ 6.08	68.23 $\pm$ 3.16	<u>48.17</u> $\pm$ 8.16	<u>54.45</u> $\pm$ 7.50	<u>47.14</u> $\pm$ 6.15	32.04 $\pm$ 3.80	23.17 $\pm$ 1.55	24.22 $\pm$ 1.26
	EdgePrompt+	66.16 $\pm$ 3.38	53.90 $\pm$ 3.03	71.03 $\pm$ 2.40	47.66 $\pm$ 8.64	53.98 $\pm$ 6.93	46.46 $\pm$ 5.98	32.44 $\pm$ 3.41	<u>24.46</u> $\pm$ 1.64	24.35 $\pm$ 1.41
	UniPrompt(Ours)	<b>72.99</b> $\pm$ 3.48	63.64 $\pm$ 3.80	<u>74.21</u> $\pm$ 2.81	<b>68.13</b> $\pm$ 4.35	<b>68.36</b> $\pm$ 4.92	<b>71.43</b> $\pm$ 4.58	<u>33.66</u> $\pm$ 1.54	<b>26.68</b> $\pm$ 1.87	<b>26.07</b> $\pm$ 0.84
GraphMAE	Fine-tuning	73.85 $\pm$ 2.87	64.59 $\pm$ 4.32	<b>72.83</b> $\pm$ 3.21	<u>58.24</u> $\pm$ 4.44	<u>47.62</u> $\pm$ 6.96	<u>50.29</u> $\pm$ 6.59	28.78 $\pm$ 2.47	21.22 $\pm$ 4.17	22.38 $\pm$ 1.12
	Linear-probe	<b>75.78</b> $\pm$ 2.38	<b>66.17</b> $\pm$ 2.72	70.08 $\pm$ 4.82	43.71 $\pm$ 5.71	45.00 $\pm$ 7.98	41.11 $\pm$ 7.54	<b>31.31</b> $\pm$ 3.63	22.51 $\pm$ 2.23	22.25 $\pm$ 1.75
	GPPT	64.66 $\pm$ 5.47	46.87 $\pm$ 6.52	62.50 $\pm$ 7.81	46.25 $\pm$ 4.64	41.04 $\pm$ 6.81	46.10 $\pm$ 5.06	26.49 $\pm$ 3.32	20.14 $\pm$ 2.49	20.97 $\pm$ 1.15
	GraphPrompt	69.80 $\pm$ 4.65	49.17 $\pm$ 4.19	67.51 $\pm$ 6.93	25.83 $\pm$ 5.77	38.54 $\pm$ 9.35	30.60 $\pm$ 7.55	23.65 $\pm$ 2.67	20.08 $\pm$ 1.65	<b>24.71</b> $\pm$ 2.50
	All-in-one	41.06 $\pm$ 6.34	41.97 $\pm$ 3.61	63.56 $\pm$ 5.10	27.98 $\pm$ 8.33	24.11 $\pm$ 8.95	31.56 $\pm$ 17.46	23.53 $\pm$ 3.43	21.60 $\pm$ 2.78	23.19 $\pm$ 3.54
	GPF	72.09 $\pm$ 3.98	52.73 $\pm$ 4.94	65.47 $\pm$ 4.85	41.55 $\pm$ 6.06	43.08 $\pm$ 8.13	42.30 $\pm$ 5.95	28.51 $\pm$ 2.63	<u>22.62</u> $\pm$ 1.36	21.04 $\pm$ 1.39
	GPF+	63.28 $\pm$ 6.20	55.60 $\pm$ 6.03	65.96 $\pm$ 5.03	44.53 $\pm$ 7.08	39.61 $\pm$ 6.69	42.38 $\pm$ 3.35	26.86 $\pm$ 3.34	20.89 $\pm$ 2.70	21.12 $\pm$ 0.81
	EdgePrompt	67.74 $\pm$ 3.60	62.29 $\pm$ 3.24	58.66 $\pm$ 6.36	44.37 $\pm$ 6.27	44.02 $\pm$ 7.88	43.53 $\pm$ 5.40	29.39 $\pm$ 2.20	22.00 $\pm$ 2.67	21.68 $\pm$ 1.32
	EdgePrompt+	73.81 $\pm$ 2.00	48.29 $\pm$ 4.39	65.60 $\pm$ 3.68	44.02 $\pm$ 7.48	44.56 $\pm$ 7.51	43.14 $\pm$ 5.61	<u>29.84</u> $\pm$ 2.28	21.74 $\pm$ 2.57	21.35 $\pm$ 1.15
	UniPrompt(Ours)	<u>74.71</u> $\pm$ 2.26	<u>65.74</u> $\pm$ 2.80	<u>70.49</u> $\pm$ 4.77	<b>67.73</b> $\pm$ 3.71	<b>71.02</b> $\pm$ 5.21	<b>73.89</b> $\pm$ 6.62	29.77 $\pm$ 2.26	<b>24.96</b> $\pm$ 1.65	<b>23.23</b> $\pm$ 1.21

constructing an induced subgraph. It then generates learnable prompts and integrates them into the node features in a weighted manner to construct a prompt graph. Furthermore, this method combines meta-learning to optimize prompts across multiple tasks and make the prompts adapt to different downstream tasks.

- GPF/GPF-plus [7]: GPF/GPF-plus framework introduces a universal graph prompt learning method that is compatible with any pre-training strategy. The approach operates by adding learnable prompt vectors to the input node features. Specifically, GPF uses a single global prompt vector shared by all nodes, whereas GPF-plus generates individual prompt vectors for each node by aggregating basis vectors via an attention mechanism. The resulting prompted nodes are then fed into a frozen pre-trained GNN for the downstream task. This method effectively overcomes a key limitation of existing prompt-tuning methods, which are restricted to specific pre-training tasks.
- EdgePrompt/EdgePrompt-plus [23]: EdgePrompt introduces a graph prompt tuning framework for pre-trained GNNs by injecting learnable edge-wise prompts into adjacency matrices. It designs edge-specific trainable vectors to customize message aggregation patterns between nodes. This structural adaptation bridges the objective gap between pretraining and downstream tasks while preserving GNN parameters. EdgePrompt+ enables each edge to learn its customized prompt vectors, which is similar to GPF and GPF-plus.

#### Multi-Domain Graph Pretrain Baselines.

- GCOPE [38]: GCOPE proposes a cross-domain graph pretraining framework that unifies diverse graph structures by introducing learnable "coordinators" to align various datasets. These coordinators interconnect isolated source datasets into a unified large-scale graph, enabling joint pretraining with objectives. During pretraining, GCOPE learns transferable representations by balancing shared multi-domain knowledge and domain-specific features through latent alignment strategies. The framework supports flexible transfer via fine-tuning or graph prompting while maintaining parameter efficiency.
- MDGPT [39]: MDGPT introduces a dual-prompt framework for downstream adaptation: a unifying prompt transfers broadly learned cross-domain knowledge by aligning target domains with the pre-trained prior, and a mixing prompt enables fine-grained domain-specific alignment through learnable projections. MDGPT bridges pretraining and downstream tasks by optimizing domain-invariant representations via self-supervised objectives on multi-domain data.

Table 7: Analysis of key components in UniPrompt via replacement experiments on 1-shot, 3-shot and 5-shot node classification tasks over different pretrained models.

Shot	Pretrain	Strategies	Cora	CiteSeer	PubMed	Cornell	Texas	Wisconsin	Chameleon	Actor	Squirrel
1	DGI	Random_Topo	45.81 $\pm$ 8.86	40.81 $\pm$ 10.22	62.84 $\pm$ 4.16	32.34 $\pm$ 14.79	22.03 $\pm$ 15.34	34.74 $\pm$ 7.21	21.82 $\pm$ 2.17	21.46 $\pm$ 3.05	23.83 $\pm$ 1.52
		Simple_Add	24.23 $\pm$ 5.36	26.61 $\pm$ 4.24	43.90 $\pm$ 9.68	51.88 $\pm$ 16.76	39.37 $\pm$ 13.39	63.66 $\pm$ 3.16	25.23 $\pm$ 4.66	23.50 $\pm$ 1.98	24.08 $\pm$ 1.60
		Discard_Topo	27.27 $\pm$ 6.48	28.69 $\pm$ 5.36	36.81 $\pm$ 7.89	51.88 $\pm$ 17.03	45.94 $\pm$ 14.83	62.74 $\pm$ 10.70	23.98 $\pm$ 4.91	26.93 $\pm$ 3.48	23.37 $\pm$ 1.09
	GRACE	Random_Topo	40.48 $\pm$ 8.03	17.28 $\pm$ 0.55	66.58 $\pm$ 6.08	29.69 $\pm$ 9.96	26.72 $\pm$ 3.47	27.54 $\pm$ 7.58	27.35 $\pm$ 5.48	20.63 $\pm$ 1.11	24.25 $\pm$ 2.86
		Simple_Add	39.04 $\pm$ 10.74	15.70 $\pm$ 1.84	61.60 $\pm$ 5.58	60.16 $\pm$ 6.50	21.56 $\pm$ 12.82	49.83 $\pm$ 11.60	23.32 $\pm$ 1.41	23.29 $\pm$ 2.25	23.79 $\pm$ 1.86
		Discard_Topo	39.20 $\pm$ 11.25	16.13 $\pm$ 2.58	39.25 $\pm$ 2.03	58.44 $\pm$ 9.06	29.84 $\pm$ 19.27	51.89 $\pm$ 12.15	21.43 $\pm$ 1.70	26.48 $\pm$ 3.83	23.85 $\pm$ 1.59
	GraphMAE	Random_Topo	38.58 $\pm$ 6.42	33.77 $\pm$ 9.37	41.02 $\pm$ 5.34	23.13 $\pm$ 7.24	34.53 $\pm$ 12.78	31.20 $\pm$ 4.10	20.15 $\pm$ 1.41	19.30 $\pm$ 3.23	20.94 $\pm$ 0.22
		Simple_Add	49.11 $\pm$ 9.59	51.46 $\pm$ 11.88	57.79 $\pm$ 9.90	49.38 $\pm$ 11.01	42.97 $\pm$ 14.82	65.26 $\pm$ 13.60	25.47 $\pm$ 1.71	21.86 $\pm$ 3.21	23.06 $\pm$ 1.73
		Discard_Topo	46.01 $\pm$ 9.86	49.99 $\pm$ 11.70	36.83 $\pm$ 7.48	49.69 $\pm$ 13.36	44.69 $\pm$ 15.52	63.43 $\pm$ 13.45	25.40 $\pm$ 4.06	21.77 $\pm$ 4.99	23.19 $\pm$ 2.11
3	DGI	Random_Topo	66.20 $\pm$ 2.61	60.51 $\pm$ 3.54	65.50 $\pm$ 2.87	38.28 $\pm$ 2.47	25.62 $\pm$ 3.93	34.74 $\pm$ 8.00	23.71 $\pm$ 2.09	19.36 $\pm$ 2.10	19.93 $\pm$ 0.53
		Simple_Add	26.20 $\pm$ 5.33	28.24 $\pm$ 6.10	57.75 $\pm$ 4.46	63.44 $\pm$ 2.72	34.22 $\pm$ 19.07	61.83 $\pm$ 7.44	24.97 $\pm$ 1.96	25.30 $\pm$ 1.44	22.74 $\pm$ 2.01
		Discard_Topo	50.87 $\pm$ 7.24	45.95 $\pm$ 6.91	59.03 $\pm$ 5.21	62.19 $\pm$ 2.55	55.63 $\pm$ 17.81	69.60 $\pm$ 10.99	26.73 $\pm$ 2.44	27.71 $\pm$ 1.33	21.12 $\pm$ 2.55
	GRACE	Random_Topo	64.78 $\pm$ 8.27	60.13 $\pm$ 3.83	69.28 $\pm$ 5.93	40.47 $\pm$ 5.44	34.06 $\pm$ 5.75	30.29 $\pm$ 5.27	22.65 $\pm$ 2.55	21.35 $\pm$ 1.16	25.02 $\pm$ 0.68
		Simple_Add	53.64 $\pm$ 4.69	48.61 $\pm$ 5.15	61.37 $\pm$ 5.95	54.06 $\pm$ 11.43	31.41 $\pm$ 19.65	65.60 $\pm$ 5.38	26.76 $\pm$ 3.53	23.97 $\pm$ 1.39	24.83 $\pm$ 1.21
		Discard_Topo	53.71 $\pm$ 5.12	49.35 $\pm$ 4.45	36.27 $\pm$ 9.04	54.22 $\pm$ 12.55	65.94 $\pm$ 6.57	66.29 $\pm$ 7.11	28.01 $\pm$ 2.28	24.78 $\pm$ 1.49	25.20 $\pm$ 1.51
	GraphMAE	Random_Topo	55.34 $\pm$ 2.86	41.25 $\pm$ 5.71	51.16 $\pm$ 2.39	33.75 $\pm$ 7.03	30.00 $\pm$ 7.26	28.11 $\pm$ 8.42	21.60 $\pm$ 1.62	21.31 $\pm$ 1.72	20.42 $\pm$ 0.69
		Simple_Add	69.77 $\pm$ 5.32	63.56 $\pm$ 1.45	66.22 $\pm$ 5.05	59.84 $\pm$ 5.58	37.50 $\pm$ 11.69	58.29 $\pm$ 12.59	24.81 $\pm$ 1.09	25.37 $\pm$ 2.73	20.82 $\pm$ 1.60
		Discard_Topo	51.72 $\pm$ 4.48	62.99 $\pm$ 1.04	56.93 $\pm$ 4.10	60.93 $\pm$ 5.74	45.78 $\pm$ 13.95	57.71 $\pm$ 12.22	26.11 $\pm$ 3.46	24.63 $\pm$ 3.30	21.12 $\pm$ 1.56
5	DGI	Random_Topo	55.75 $\pm$ 3.37	63.27 $\pm$ 1.41	72.11 $\pm$ 1.45	44.37 $\pm$ 5.69	36.09 $\pm$ 4.72	40.80 $\pm$ 8.40	23.37 $\pm$ 1.75	21.73 $\pm$ 2.11	19.34 $\pm$ 1.05
		Simple_Add	24.07 $\pm$ 2.17	33.53 $\pm$ 7.95	52.91 $\pm$ 2.24	66.87 $\pm$ 3.58	39.37 $\pm$ 22.46	70.74 $\pm$ 4.58	25.62 $\pm$ 2.22	25.15 $\pm$ 1.68	21.20 $\pm$ 1.43
		Discard_Topo	37.33 $\pm$ 3.23	49.75 $\pm$ 2.76	61.54 $\pm$ 6.05	66.72 $\pm$ 2.91	69.22 $\pm$ 3.15	74.06 $\pm$ 3.64	28.38 $\pm$ 1.44	28.04 $\pm$ 2.04	22.60 $\pm$ 1.94
	GRACE	Random_Topo	69.53 $\pm$ 1.76	64.02 $\pm$ 2.20	69.79 $\pm$ 5.09	46.56 $\pm$ 4.98	37.66 $\pm$ 4.12	41.37 $\pm$ 6.74	33.66 $\pm$ 1.80	23.19 $\pm$ 0.66	25.11 $\pm$ 1.88
		Simple_Add	60.94 $\pm$ 2.39	51.47 $\pm$ 2.60	50.09 $\pm$ 15.64	67.19 $\pm$ 1.48	63.91 $\pm$ 7.03	67.20 $\pm$ 5.43	28.08 $\pm$ 2.43	23.79 $\pm$ 1.41	24.59 $\pm$ 1.99
		Discard_Topo	61.31 $\pm$ 2.42	53.59 $\pm$ 0.87	37.02 $\pm$ 6.73	67.97 $\pm$ 2.84	69.84 $\pm$ 7.20	70.29 $\pm$ 3.84	29.01 $\pm$ 2.23	25.68 $\pm$ 0.64	24.99 $\pm$ 2.25
	GraphMAE	Random_Topo	47.71 $\pm$ 6.19	46.10 $\pm$ 2.35	57.95 $\pm$ 4.81	38.59 $\pm$ 2.73	39.37 $\pm$ 5.10	38.63 $\pm$ 3.66	22.02 $\pm$ 1.63	19.99 $\pm$ 0.64	20.90 $\pm$ 0.54
		Simple_Add	69.72 $\pm$ 2.62	65.66 $\pm$ 3.02	73.22 $\pm$ 3.31	67.19 $\pm$ 1.40	66.72 $\pm$ 8.94	74.74 $\pm$ 4.72	28.42 $\pm$ 3.01	23.80 $\pm$ 2.23	23.65 $\pm$ 1.02
		Discard_Topo	59.12 $\pm$ 4.09	61.96 $\pm$ 4.11	68.70 $\pm$ 2.40	66.25 $\pm$ 3.40	68.75 $\pm$ 4.50	75.43 $\pm$ 4.40	29.34 $\pm$ 2.01	23.59 $\pm$ 1.64	23.08 $\pm$ 1.79

- MDGFM [27]: MDGFM integrates multiple source domains during pretraining, leveraging contrastive learning to maximize mutual information between multi-view graph augmentations. The topology-aware refinement process, which aligns different graph topologies into a unified semantic space via meta-prompts (for global knowledge transfer) and task-specific prompts (for domain adaptation).

#### B.4 3/5-shot node classification on different pretrained models

We further conduct 3-shot and 5-shot node classification experiments on the same nine datasets, based on three different pretrained strategies, as shown in Table 5 and Table 6. Consistent with the 1-shot results, our method outperforms existing GPL approaches across most datasets under different pretrained model settings. However, the baselines become more competitive in these scenarios, with each achieving runner-up on certain datasets. Another observation is that, as the number of shots increases, the performance discrepancies among models under different pretrained settings become more pronounced, especially on datasets such as *CiteSeer* and *Chameleon*. In comparison to the GPL baselines, UniPrompt demonstrates more stable performance across all settings. It is also noteworthy that with an increase in the number of labels, Fine-tuning and Linear-probe become highly competitive, achieving runner-up or even optimal performance on many datasets. This indicates that traditional fine-tuning methods, much like GPLs, benefit significantly from additional label information and, in some instances, utilize it more effectively than some existing prompt approaches. Furthermore, our method achieves particularly significant gains on the *Cornell*, *Texas*, and *Wisconsin* datasets, with this strong performance holding consistently across the different pretrained models. This further underscores the broad applicability and robustness of UniPrompt.

#### B.5 Key Components Analysis of UniPrompt

To further analyze the pros and cons of each component in UniPrompt, we initially aimed to remove the key components (i.e.,  $k$ NN and bootstrap). However, since both components are essential and cannot be simply removed, we instead conduct replacement experiments: (1) Random\_Topo: replacing  $k$ NN with random topology, (2) Simple\_Add: replacing bootstrap with a simple addition of the original and prompt graph, and (3) Discard\_Topo: discarding the original graph totally. The 1-shot results are shown in the Table 7: From the table, we can find that Random\_Topo maintains some of effectiveness on homophilic datasets while showing reduced performance on heterophilic ones. Conversely, for Simple\_Add and Discard\_Topo, heterophilic datasets still retain some performance. However, performance on homophilic datasets drops significantly, as their original structure is crucial for classification. Furthermore, a notable phenomenon is that when these core

Table 8: In-domain large scale node classification. Accuracy on 5-shot node classification tasks over three pretrained models and *arXiv-year* dataset. The best result is highlighted in **bold**, and the runner-up with an underline.

Pretrain	Method	arXiv-year (Acc)	Preprocessing Time (s)	Training Time (s/per_epoch)
DGI	Fine-tune	28.27 $\pm$ 5.99	-	0.0138
	UniPrompt	<b>32.48</b> $\pm$ 6.37	1.25	0.0224
GRACE	Fine-tune	24.60 $\pm$ 1.04	-	0.0205
	UniPrompt	25.17 $\pm$ 2.83	1.26	0.0320
GraphMAE	Fine-tune	23.24 $\pm$ 1.58	-	0.0427
	UniPrompt	24.25 $\pm$ 5.43	1.32	0.0618

Table 9: Time (s) and GPU memory (MB) costs of different GPL baselines across various datasets.

Methods	Time/Memory	Cora	CiteSeer	PubMed	Cornell	Texas	Wisconsin	Chameleon	Actor	Squirrel
Fine-tune	Time	0.0027	0.0026	0.0033	0.0026	0.0025	0.0031	0.0026	0.0027	0.0034
	Memory	80.5	153.1	310.3	26.6	26.6	28.4	118.4	155.4	368.9
Linear-probe	Time	0.0010	0.0009	0.0009	0.0009	0.0009	0.0009	0.0011	0.0009	0.0009
	Memory	56.9	127.5	120.1	26.4	26.4	27.6	70.5	86.9	122.0
GPPT	Time	0.0118	0.0117	0.0130	0.0123	0.0120	0.0119	0.0109	0.0051	0.0127
	Memory	80.6	153.1	311.7	26.6	26.7	28.5	118.4	155.1	365.9
GraphPrompt	Time	0.0035	0.0008	0.0101	0.0242	0.0037	0.0136	0.0003	0.0006	0.0024
	Memory	642.6	896.1	2366.2	31.5	31.8	37.0	1170.4	913.7	3597.7
All-in-one	Time	0.7616	0.7362	0.6024	0.6846	0.6732	0.6846	0.6856	0.7118	0.6834
	Memory	2696.0	4021.5	9052.5	31.0	32.2	39.8	1801.8	3625.9	4917.2
GPF	Time	0.0021	0.0031	0.0031	0.0020	0.0021	0.0020	0.0031	0.0022	0.0042
	Memory	119.8	267.4	470.1	29.9	29.9	32.1	193.4	236.8	662.4
GPF+	Time	0.0033	0.0032	0.0033	0.0021	0.0023	0.0021	0.0032	0.0022	0.0042
	Memory	130.0	361.8	470.5	32.3	32.3	34.9	194.3	236.9	662.6
EdgePrompt	Time	0.0018	0.0027	0.0042	0.0025	0.0017	0.0017	0.0041	0.0031	0.0127
	Memory	191.1	398.0	746.2	32.6	31.9	36.3	550.8	379.8	2608.3
EdgePrompt+	Time	0.0024	0.0027	0.0042	0.0025	0.0024	0.0024	0.0040	0.0035	0.0122
	Memory	191.5	398.3	746.2	33.2	32.0	36.7	551.0	380.8	2608.4
UniPrompt(Ours)	Time	0.0054	0.0052	0.0039	0.0040	0.0045	0.0039	0.0047	0.0068	0.0073
	Memory	511.5	674.5	566.2	55.1	55.2	67.7	539.9	1392.6	1603.9

components are replaced, an increasing number of labels does not consistently lead to performance improvements. This is particularly evident in the Random\_Topo setting. Although this setup is analogous to augmentation strategies [47, 37] in graph self-supervised learning, adding edges, as opposed to masking them, can introduce unnecessary message passing and additional potential risks. Thus, simply using a random topology is clearly suboptimal. Another observation is the varied impact of discarding the original topology across different datasets. On homophilic graphs, performance drops significantly, whereas in heterophilic scenarios, performance is maintained on some datasets (i.e., *Cornell*, *Texas*) or even improved (i.e., *Wisconsin*, *Chameleon*). This suggests that the original topology in these latter cases fails to provide an effective message passing mechanism, and useful information is instead derived by learning the distribution of representations around anchor nodes. In contrast, UniPrompt augments the graph with a learnable topology, facilitating effective message passing for downstream adaptation and thereby ensuring good performance on both homophilic and heterophilic datasets.

## B.6 Large Scale Dataset Node Classification

We additionally run experiments on the large-scale heterophilic dataset *Arxiv-year* as a supplement. Here, we use a simplified  $k$ NN by randomly sampling 1,000 nodes, then connecting each node to its top- $k$  most similar sampled nodes. We test three pretrain strategies under 5-shot setting, comparing with fine-tuning. The accuracy and computational cost are shown in the Table 8. Our method incurs minimal preprocessing time and only a slight increase in training time per epoch, with small epoch counts (typically less than 500). This demonstrates that our approach is scalable to large graphs.

Table 10: Robustness analysis of the various pre-trained models to varying levels of Gaussian noise on 1-shot, 3-shot, 5-shot node classification.

Pretrain	Shot	Noisy	Cora	CiteSeer	PubMed	Cornell	Texas	Wisconsin	Chameleon	Actor	Squirrel
DGI	1	0.01	44.42 $\pm$ 10.49	32.39 $\pm$ 12.85	61.00 $\pm$ 5.31	50.62 $\pm$ 14.07	46.72 $\pm$ 12.88	62.51 $\pm$ 10.50	20.80 $\pm$ 2.43	26.96 $\pm$ 4.35	22.50 $\pm$ 2.07
		0.05	23.23 $\pm$ 9.21	19.77 $\pm$ 1.66	40.01 $\pm$ 0.98	49.22 $\pm$ 12.02	38.75 $\pm$ 13.32	61.03 $\pm$ 9.79	20.72 $\pm$ 0.76	24.67 $\pm$ 2.96	20.41 $\pm$ 0.74
		0.20	27.82 $\pm$ 5.26	15.73 $\pm$ 5.90	39.46 $\pm$ 0.37	28.59 $\pm$ 5.96	33.91 $\pm$ 10.64	42.86 $\pm$ 16.34	20.08 $\pm$ 2.77	22.15 $\pm$ 2.70	20.21 $\pm$ 0.27
	3	0.01	63.72 $\pm$ 4.62	27.40 $\pm$ 6.12	63.33 $\pm$ 4.47	52.66 $\pm$ 1.82	45.31 $\pm$ 19.04	56.80 $\pm$ 8.75	23.27 $\pm$ 2.51	24.58 $\pm$ 2.75	21.50 $\pm$ 1.19
		0.05	18.65 $\pm$ 9.51	16.23 $\pm$ 4.72	39.72 $\pm$ 4.32	56.87 $\pm$ 4.62	45.16 $\pm$ 20.96	55.54 $\pm$ 6.71	19.39 $\pm$ 0.59	24.47 $\pm$ 3.06	20.08 $\pm$ 0.21
		0.20	15.38 $\pm$ 11.48	15.01 $\pm$ 4.15	28.09 $\pm$ 9.02	43.75 $\pm$ 8.46	34.06 $\pm$ 21.60	52.11 $\pm$ 11.30	15.99 $\pm$ 4.04	22.15 $\pm$ 2.70	19.99 $\pm$ 0.16
	5	0.01	67.71 $\pm$ 2.51	22.39 $\pm$ 6.18	66.05 $\pm$ 9.07	64.69 $\pm$ 4.15	60.47 $\pm$ 2.44	68.46 $\pm$ 4.46	24.32 $\pm$ 3.60	25.61 $\pm$ 2.11	20.69 $\pm$ 1.76
		0.05	17.55 $\pm$ 8.71	17.27 $\pm$ 1.84	42.76 $\pm$ 5.67	63.75 $\pm$ 4.65	59.38 $\pm$ 4.79	67.77 $\pm$ 4.82	20.41 $\pm$ 2.47	20.53 $\pm$ 5.54	19.73 $\pm$ 1.13
		0.20	12.98 $\pm$ 2.29	18.12 $\pm$ 1.64	32.68 $\pm$ 9.75	59.69 $\pm$ 4.41	43.59 $\pm$ 15.76	59.54 $\pm$ 8.94	20.03 $\pm$ 2.67	22.14 $\pm$ 2.80	20.63 $\pm$ 2.12
GRACE	1	0.01	39.71 $\pm$ 13.16	16.09 $\pm$ 3.60	65.10 $\pm$ 6.39	47.34 $\pm$ 11.48	27.97 $\pm$ 12.94	39.20 $\pm$ 12.04	27.28 $\pm$ 2.02	24.12 $\pm$ 3.53	23.98 $\pm$ 2.95
		0.05	20.92 $\pm$ 6.90	16.51 $\pm$ 2.27	46.31 $\pm$ 14.86	49.06 $\pm$ 12.40	27.34 $\pm$ 13.95	38.40 $\pm$ 12.37	23.64 $\pm$ 5.95	22.62 $\pm$ 1.95	19.62 $\pm$ 1.70
		0.20	13.87 $\pm$ 6.26	15.01 $\pm$ 2.60	32.15 $\pm$ 9.30	31.72 $\pm$ 11.89	40.00 $\pm$ 13.23	34.17 $\pm$ 10.49	19.99 $\pm$ 5.26	18.44 $\pm$ 4.36	21.21 $\pm$ 1.98
	3	0.01	61.75 $\pm$ 6.43	51.58 $\pm$ 7.30	66.66 $\pm$ 6.50	48.59 $\pm$ 11.11	58.59 $\pm$ 6.79	69.26 $\pm$ 6.74	22.73 $\pm$ 2.42	22.94 $\pm$ 1.69	25.40 $\pm$ 2.37
		0.05	26.12 $\pm$ 7.17	21.63 $\pm$ 4.37	56.63 $\pm$ 9.53	51.09 $\pm$ 11.66	56.87 $\pm$ 6.65	69.14 $\pm$ 5.19	21.35 $\pm$ 1.26	20.51 $\pm$ 3.28	20.78 $\pm$ 1.75
		0.20	17.09 $\pm$ 7.61	23.22 $\pm$ 3.48	40.08 $\pm$ 5.38	39.06 $\pm$ 11.28	39.37 $\pm$ 16.47	71.31 $\pm$ 1.93	20.20 $\pm$ 2.20	21.13 $\pm$ 2.80	20.41 $\pm$ 0.94
	5	0.01	69.56 $\pm$ 2.07	57.83 $\pm$ 2.23	73.53 $\pm$ 3.16	64.69 $\pm$ 1.81	61.72 $\pm$ 5.01	65.60 $\pm$ 3.92	29.97 $\pm$ 2.75	25.04 $\pm$ 1.06	24.63 $\pm$ 1.39
		0.05	20.98 $\pm$ 3.35	19.95 $\pm$ 6.61	60.38 $\pm$ 10.46	63.75 $\pm$ 1.82	61.61 $\pm$ 4.32	66.29 $\pm$ 5.21	23.37 $\pm$ 3.42	18.96 $\pm$ 3.31	21.91 $\pm$ 2.34
		0.20	8.84 $\pm$ 3.80	17.05 $\pm$ 1.69	35.34 $\pm$ 9.91	60.31 $\pm$ 2.55	51.25 $\pm$ 11.72	60.69 $\pm$ 8.42	17.47 $\pm$ 2.03	18.62 $\pm$ 3.24	19.61 $\pm$ 0.24
GraphMAE	1	0.01	40.25 $\pm$ 8.40	30.03 $\pm$ 7.41	56.54 $\pm$ 8.91	50.94 $\pm$ 8.48	42.34 $\pm$ 14.66	64.80 $\pm$ 13.22	22.59 $\pm$ 1.50	21.85 $\pm$ 0.82	22.42 $\pm$ 2.31
		0.05	10.58 $\pm$ 1.47	18.42 $\pm$ 1.29	40.30 $\pm$ 10.47	50.00 $\pm$ 11.42	45.78 $\pm$ 16.96	63.54 $\pm$ 13.43	19.49 $\pm$ 1.18	23.89 $\pm$ 1.29	20.16 $\pm$ 0.46
		0.20	10.59 $\pm$ 2.95	18.31 $\pm$ 1.75	32.69 $\pm$ 6.86	39.69 $\pm$ 16.35	48.13 $\pm$ 13.11	57.03 $\pm$ 13.33	18.97 $\pm$ 1.51	21.35 $\pm$ 2.35	20.42 $\pm$ 0.47
	3	0.01	67.07 $\pm$ 7.47	43.01 $\pm$ 4.05	65.04 $\pm$ 3.90	60.31 $\pm$ 3.68	35.31 $\pm$ 9.90	57.94 $\pm$ 12.90	25.45 $\pm$ 0.81	25.52 $\pm$ 1.82	19.97 $\pm$ 0.86
		0.05	34.90 $\pm$ 14.43	16.63 $\pm$ 2.18	30.69 $\pm$ 6.61	59.53 $\pm$ 8.87	33.91 $\pm$ 10.57	56.43 $\pm$ 12.05	19.41 $\pm$ 1.04	25.70 $\pm$ 3.06	19.99 $\pm$ 0.55
		0.20	14.50 $\pm$ 4.97	18.24 $\pm$ 0.72	28.54 $\pm$ 9.41	55.00 $\pm$ 8.85	33.44 $\pm$ 18.88	58.40 $\pm$ 11.46	19.45 $\pm$ 2.17	20.77 $\pm$ 4.98	20.13 $\pm$ 0.64
	5	0.01	64.44 $\pm$ 3.70	16.86 $\pm$ 4.51	71.46 $\pm$ 3.32	67.06 $\pm$ 1.17	66.56 $\pm$ 9.12	75.09 $\pm$ 4.83	25.01 $\pm$ 1.85	24.49 $\pm$ 1.88	23.31 $\pm$ 0.74
		0.05	34.30 $\pm$ 11.05	20.61 $\pm$ 6.32	49.20 $\pm$ 9.18	68.44 $\pm$ 1.45	65.76 $\pm$ 8.43	74.29 $\pm$ 4.28	22.34 $\pm$ 2.96	20.11 $\pm$ 5.47	19.92 $\pm$ 1.20
		0.20	14.87 $\pm$ 5.61	17.05 $\pm$ 1.69	37.75 $\pm$ 4.10	61.25 $\pm$ 2.19	54.22 $\pm$ 11.96	74.74 $\pm$ 3.01	19.83 $\pm$ 1.78	17.46 $\pm$ 5.73	19.84 $\pm$ 0.61

## B.7 Computational Overhead Comparison

we provide the 1-shot time and space table for various baselines of DGI pretrained models, are shown in the Table 9. In the table, UniPrompt demonstrates efficient performance in both time and GPU costs. In terms of inference time, our approach is comparable to all GPL baselines. While our use of  $k$ NN slightly increases GPU memory usage, it remains within an acceptable range. This indicates that our method is lightweight and can be quickly deployed on various datasets, showcasing its efficiency.

## B.8 Robustness Analysis

Since our prompt topology is built on node features, it is sensitive to feature noise, which can lead to distorted graph structures. When both features and topology are misaligned with the pre-trained model, our method faces challenges in solving this problem. The 1-shot learning results under varying levels of Gaussian noise are summarized in the Table 10, where we observe that a 0.01 noise level shows minor augmentation, maintaining accuracy in some datasets (e.g. *PubMed*, *Wisconsin* and *Actor*). However, 0.05 noise begins to impact performance, and 0.20 noise significantly degrades accuracy across most datasets, with an average accuracy drop of over 30%.

## B.9 Hyperparameter Settings

We conduct extensive experiments to explore the impact of various hyperparameters on the performance of our model, as shown in Table 11, ensuring that our approach achieves robust and consistent results across diverse settings.

## C Related Works

**Graph Pretraining.** Graph pretraining has emerged as a powerful paradigm for learning generalizable and transferable representations from large-scale unlabeled graph data, aiming to mitigate the dependency on labeled data in downstream tasks. Unlike traditional supervised methods that require extensive manual annotations [3, 4, 48], graph pretraining leverages self-supervised strategies to capture structural and semantic patterns in graphs. Graph Self-Supervised Learning (GSSL) [49] currently has attracted widespread attention in the graph community, which mainly designs self-supervised objective functions to train the model based on maximizing Mutual Information (MI). As a classic paradigm, DGI [28] maximizes mutual information between node representations and

Table 11: Hyperparameter settings of UniPrompt for 1-shot, 3-shot, and 5-shot scenarios across different pretrained models

Pretrain	Dataset	1-shot				3-shot				5-shot			
		up_lr	down_lr	k	$\tau$	up_lr	down_lr	k	$\tau$	up_lr	down_lr	k	$\tau$
DGI	Cora	0.001	0.05	50	0.99999	0.0005	0.05	10	0.9999	0.0001	0.05	10	0.99999
	CiteSeer	0.0005	0.05	50	0.9999	0.0005	0.05	10	0.9999	0.0001	0.05	10	0.9999
	PubMed	0.0005	0.05	1	0.9999	0.0001	0.05	50	0.9999	0.0005	0.05	10	0.99999
	Cornell	0.0001	0.005	50	0.9999	0.001	0.01	50	0.9999	0.00005	0.001	50	0.9999
	Texas	0.01	0.005	50	0.9999	0.0001	0.00005	50	0.9999	0.00001	0.0001	50	0.9999
	Wisconsin	0.0001	0.0005	50	0.9999	0.005	0.0001	50	0.9999	0.00001	0.0001	50	0.9999
	Chameleon	0.01	0.001	50	0.9999	0.00001	0.05	10	0.999	0.00001	0.05	10	0.999
	Actor	0.00005	0.005	50	0.9999	0.00001	0.01	50	0.9999	0.0005	0.005	50	0.9999
GRACE	Squirrel	0.0005	0.05	50	0.9999	0.0005	0.01	50	0.99	0.0001	0.0001	50	0.9999
	Cora	0.001	0.005	50	0.9999	0.001	0.05	50	0.9999	0.001	0.05	50	0.9999
	CiteSeer	0.05	0.001	50	0.9999	0.00001	0.05	50	0.9999	0.00001	0.05	50	0.9999
	PubMed	0.01	0.05	1	0.9999	0.01	0.05	1	0.9999	0.01	0.0001	1	0.9999
	Cornell	0.0001	0.01	50	0.9999	0.00001	0.0001	50	0.9999	0.00001	0.0005	50	0.9999
	Texas	0.0001	0.00005	50	0.9999	0.00005	0.0001	50	0.9999	0.00005	0.0005	50	0.9999
	Wisconsin	0.001	0.00005	50	0.9999	0.0001	0.0005	50	0.999	0.0001	0.0001	50	0.9999
	Chameleon	0.01	0.0005	1	0.99999	0.001	0.001	50	0.9999	0.005	0.05	50	0.99999
GraphMAE	Actor	0.00001	0.01	50	0.9999	0.005	0.01	50	0.9999	0.005	0.05	50	0.9999
	Squirrel	0.01	0.05	50	0.9999	0.005	0.05	50	0.99999	0.005	0.05	50	0.99999
	Cora	0.0005	0.0005	50	0.9999	0.0005	0.05	1	0.99999	0.005	0.0005	1	0.9999
	CiteSeer	0.001	0.0005	50	0.9999	0.001	0.05	50	0.9999	0.001	0.05	10	0.9999
	PubMed	0.001	0.0001	1	0.999	0.0001	0.05	10	0.9999	0.0001	0.05	1	0.9999
	Cornell	0.00005	0.05	50	0.9999	0.00005	0.005	50	0.9999	0.00005	0.0005	50	0.9999
	Texas	0.00001	0.0005	50	0.9999	0.00005	0.0005	50	0.9999	0.00005	0.0005	50	0.9999
	Wisconsin	0.00005	0.01	50	0.9999	0.00001	0.00005	50	0.9999	0.00001	0.0005	50	0.9999
	Chameleon	0.0005	0.001	50	0.99999	0.001	0.001	50	0.9999	0.001	0.05	50	0.9999
	Actor	0.005	0.05	50	0.9999	0.001	0.05	50	0.9999	0.01	0.05	50	0.9999
	Squirrel	0.005	0.05	50	0.9999	0.001	0.05	5	0.99999	0.005	0.0001	50	0.9999

Table 12: Settings and code links of various baseline methods.

Methods	Source Code
<i>k</i> -Shot Sampling	ProG/blob/main/prompt_graph/tasker/node_task.py
Dataset Split	ProG/blob/main/prompt_graph/data/load4data.py
Evaluation	ProG/blob/main/prompt_graph/evaluation/AllInOneEva.py
DGI	<a href="https://github.com/PetarV-/DGI">https://github.com/PetarV-/DGI</a>
GRACE	<a href="https://github.com/CRIPAC-DIG/GRACE">https://github.com/CRIPAC-DIG/GRACE</a>
GraphMAE	<a href="https://github.com/THUDM/GraphMAE/tree/pyg">https://github.com/THUDM/GraphMAE/tree/pyg</a>
GPPT	<a href="https://github.com/MingChen-Sun/GPPT">https://github.com/MingChen-Sun/GPPT</a>
GraphPrompt	<a href="https://github.com/Starlien95/GraphPrompt">https://github.com/Starlien95/GraphPrompt</a>
GPF/GPF+	<a href="https://github.com/zjunet/GPF">https://github.com/zjunet/GPF</a>
All-in-one	<a href="https://github.com/sheldonresearch/ProG">https://github.com/sheldonresearch/ProG</a>
EdgePrompt/EdgePrompt+	<a href="https://github.com/xbfu/EdgePrompt">https://github.com/xbfu/EdgePrompt</a>

the summary of the graph. GGD [50] further explores the DGI, summarizing it as a group discrimination task, greatly reducing the computational time overhead. MVGRL [51] introduces graph diffusion to generate different scale subgraphs to improve the pipeline of DGI. GRACE [29] uses InfoNCE [45, 46] to optimize by maximizing the similarity of two augmented nodes generated by the same node and minimizing the similarity of other nodes to train the model. GCA [47] improve the augmentation strategy by defining the importance of different nodes and edges to preserve semantic information. GraphCL [37] and JOAO [52] use this paradigm to global-global graph representation contrast. AD-GCL [53] has similar idea, which designs a learnable augmentation strategy, and trains the model by maximizing mutual information between node representation and augmented graph. Some works [54, 55, 56, 57, 58] focus on design effective sampling strategy, and other works [59, 60] further introduce additional knowledge into GCL. AFGRL [61], SimGRACE [62], NeCo [63] and AFGCL [64] propose augmentation free paradigm to optimize sampling. PolyGCL [65] and S3GCL [66] focus on designing polynomials with learnable filters to generate different spectral contrastive views. GraphMAE [30], as the method of masked graph autoencoders, utilizes randomly mask mechanism from the input with the graph autoencoder [67] architecture to reconstruct the node features or structures. GraphMAE2 [68] proposes multiview random re-mask decoding, the

node representations are randomly re-masked multiple times, to introduce randomness into feature reconstruction. BGRL [31] adopts BYOL [69], which trains the online encoder by predicting the target encoder to generate efficient node representations. This backbone is followed by some recent works, such as SGRL [70] and SGCL [32].

**Graph Prompt Learning.** Graph prompt learning aims to address the gap between pretrained models and downstream tasks by introducing tunable components into the inputs, model parameters, or outputs of pretrained models. This approach facilitates the alignment of the pretraining domain with the target domain, thereby improving performance in downstream tasks, particularly in few-shot fine-tuning scenarios. GPPT [6] introduces structure tokens and task tokens, transforming the node classification task into a form consistent with link prediction. GPF/GPF-plus [7], from the perspective of the feature space, inject global and specific prompt vectors into nodes, bringing the prompt-tuning paradigm into graph representation learning. SUPT [71] extends GPF-plus to the subgraph level, modifying the attention mechanism to a GCN-like aggregation that incorporates neighborhood information. IA-GPL [72] further advanced this by introducing an instance-aware mechanism that maps node representations to a prompt space, and quantizes them into a codebook using Vector Quantization (VQ) [73]. The resulting quantized prompts are then combined with node features as input for the pre-trained model. RELIEF [74] employs reinforcement learning to select a small, efficient set of nodes for prompt generation, creating node-specific prompts to avoid the potential interference of applying prompts to all nodes. All-in-one [14] unifies the "pretraining-prompt" paradigm by converting node and edge tasks into graph-level tasks by building an induced subgraph. It then adds learnable prompts to the node features in a weighted manner to construct a prompt graph. By combining meta-learning with this process, the prompts can adapt to multiple downstream tasks. HeterGP [75] extends this paradigm by considering heterophilic scenarios. GraphPrompt [24] unifies node-level and graph-level tasks into subgraph similarity computation and incorporates a learnable prompt vector into the readout layer of GNNs, enabling the model to adapt flexibly to various downstream tasks. Building on this, GraphPrompt+ [15] generalizes pre-training tasks to arbitrary contrastive learning tasks and introduces prompt vectors into each GNN layer, thereby leveraging hierarchical knowledge. MultiGPrompt [26] further adopts multi-task pre-training to learn more comprehensive and multi-level representations. PRODIGY [76] introduces task graphs to unify pretraining and downstream tasks via in-context learning. It avoids parameter tuning by reformulating tasks as link prediction between data and label tokens. GraphControl [22] aligns cross-domain graphs via conditional prompts inspired by ControlNet [77], enabling semantic consistency in transfer learning. Moreover, some works are designed for considering heterogeneous graphs. HGPrompt [78], based on GraphPrompt, decomposes a heterogeneous graph into multiple homogeneous subgraphs and introduces feature prompts and heterogeneity prompts, thereby proposing the prompt framework applicable to both homogeneous and heterogeneous graphs. HetGPT [79] further introduces virtual class prompts and heterogeneous feature prompts, and adopts a multi-view neighborhood aggregation mechanism to effectively model the complexity of heterogeneous neighborhood structures, constructing a general framework for heterogeneous graph prompting. HiGPT [80] targets more complex and dynamic heterogeneous graph scenarios by employing context-parameterized heterogeneity projectors and LLMs to generate node embeddings, while leveraging instruction tuning in downstream tasks to enhance generalization ability. Although various graph prompt strategies have advanced the field, there remains no unified understanding of how these prompts interact with pretrained models, which is the problem our work tries to explain and solve.

**Prompt Techniques in Graph Foundation Models.** Due to its simple and efficient design, prompt techniques is widely used in some graph foundation models and LLM+GNN paradigms. GCOPE [38] proposes the concept of a "Coordinator", which introduces a set of virtual nodes to bridge different datasets, enabling the model to learn knowledge across multiple domains and transfer it to a wide range of downstream tasks. OFA [16] and GOFA [81] introduce LLMs into graph learning. Specifically, OFA [16] first transforms all graph data into text-attributed graphs (TAGs), and augments the NOI (node of interest) subgraph with NOI prompt nodes and class prompt nodes. The data are then processed sequentially by an LLM and a GNN to predict the category of the NOI. GOFA [81] interleaves GNN layers with LLM layers, which not only preserves the ability to learn graph structures but also equips the model with text generation capabilities, thereby enabling broader generalization to downstream tasks. GraphPrompter [82] projects TAGs into a semantic space to align them. A GNN then encodes the graph structure, and the resulting node embeddings are concatenated into prefix tokens. These tokens are prepended to the input text, enabling a frozen LLM to understand and reason about the graph data. ZeroG [12] uses LoRA [83] to fine-tune a pretrained Language Model (LM).



It creates a neighborhood-aware prompt that aggregates local topological information via message passing, helping the LM generate effective representations for zero-shot tasks. UniGraph [84] maps cross-domain graph features into a unified LLM semantic space. It trains a cascaded LM-GNN encoder using a masked language modeling task. For downstream tasks, it uses in-context learning for few-shot transfer and combines LoRA with fine-tuning for zero-shot transfer. LLaGA [85] transforms graph structures into node sequences using either a neighbor-based or hop-count based approach. The resulting sequences, which are rich in structural information, are combined with prompt tokens and fed into a frozen LLM for various downstream tasks. GraphGPT [86] uses a two-phase prompt tuning to enhance LLM understanding of graph structures. The first phase uses self-supervised prompt tuning with a graph matching task to learn a projector. The second phase involves task-specific fine-tuning to customize the reasoning of LLMs for different downstream tasks. The GFT [87] framework defines a computation tree as a token, and uses VQ to maintain a token vocabulary during pretraining. For downstream prompting, any task can be re-framed as the classification of these computation tree tokens. GIT [88] adopts similar concepts to GFT, but adds theoretical proofs to demonstrate the stability, transferability, and generalization of the task tree.

## D Limitations

Despite the excellent results achieved by our proposed UniPrompt method, several limitations should be considered:

- **Limited Integration with LLMs:** Our proposed method currently focuses on adapting traditional graph pretrained models and does not explore the integration of Large Language Models (LLMs) as encoders. This is a notable limitation, given the increasing prominence of LLMs in generating powerful, semantically rich node representations from textual attributes. The full potential of UniPrompt in semantically driven graph tasks and its applicability to emerging paradigms like zero-shot graph learning remain unexplored.
- **Hyperparameter Dependency:** The effectiveness of UniPrompt hinges on two key hyperparameters: the temperature coefficient,  $\tau$ , which balances the original and prompt topologies, and the number of neighbors,  $k$ , in the  $k$ NN graph. The hyperparameter analysis reveals that the optimal settings for these parameters vary significantly across datasets of different types (e.g., homophilic vs. heterophilic) and scales. This necessitates careful tuning when applying the method to new datasets, which adds to its practical complexity.
- **Limited Task Coverage:** The current evaluation is exclusively focused on node classification, particularly in few-shot settings. Whether UniPrompt can be effectively generalized to other important graph learning tasks, such as graph classification, link prediction, or community detection, remains unverified. These tasks have different requirements for global structural information or edge-level relationships, for which the current node centric topological prompt may not be optimal.

## E Broader Impacts

The introduction of UniPrompt represents a significant advancement in the field of graph prompt learning. The broader impact of this work includes:

- **Promoting the Development of Graph Foundation Models:** By theoretically dissecting the underlying mechanisms of different prompting strategies, this research proposes a clearer design paradigm: graph prompt learning should focus on unleashing the capability of pretrained models, and the classifier adapts to downstream scenarios. This perspective offers theoretical guidance for building more powerful and versatile Graph Foundation Models (GFMs), helping to steer the field toward a more unified and efficient direction.
- **Further Integration with LLMs:** The principles of UniPrompt can be powerfully combined with Large Language Models (LLMs), which have become de facto foundation models for language. In this paradigm, an LLM could serve as a powerful feature encoder for text-attributed graphs, and UniPrompt’s adaptive topology would then refine the graph structure to best suit the rich semantic representations provided by the LLM. This integration would test the universality of our approach, demonstrating how a learnable, input-level prompt can

effectively guide a powerful, but non-graph-native, pre-trained model to reason over graph structures.

- **Extension to Multiple Tasks:** While the current work focuses on node classification, the core idea of learning an adaptive topology is task-agnostic and holds significant promise for other fundamental graph tasks. For graph classification, the learned prompt graph could highlight key subgraphs or motifs crucial for determining a graph’s overall label. For link prediction, the adaptive topology could help the model capture higher-order structural patterns predictive of missing edges. Extending UniPrompt to these diverse tasks would be a crucial step in validating its effectiveness as a more universal adaptation method for graph models.
- **Enhancing Model Robustness and Generalization:** The method enhances the generalization capability of pre-trained models by learning a topology that is adaptive to the downstream task, especially when handling distribution shifts (e.g., from homophily to heterophily). This concept can inspire further research into improving cross-domain adaptation and Out-of-Distribution (OOD) generalization, which is vital for building reliable and stable AI systems that can operate in diverse, real-world environments.

## NeurIPS Paper Checklist

### 1. Claims

Question: Do the main claims made in the abstract and introduction accurately reflect the paper's contributions and scope?

Answer: [\[Yes\]](#)

Justification: We clearly list our contributions and the scope of our work in the abstract and introduction.

Guidelines:

- The answer NA means that the abstract and introduction do not include the claims made in the paper.
- The abstract and/or introduction should clearly state the claims made, including the contributions made in the paper and important assumptions and limitations. A No or NA answer to this question will not be perceived well by the reviewers.
- The claims made should match theoretical and experimental results, and reflect how much the results can be expected to generalize to other settings.
- It is fine to include aspirational goals as motivation as long as it is clear that these goals are not attained by the paper.

### 2. Limitations

Question: Does the paper discuss the limitations of the work performed by the authors?

Answer: [\[Yes\]](#)

Justification: We describe the limitations of our work in the main text and in the appendix.

Guidelines:

- The answer NA means that the paper has no limitation while the answer No means that the paper has limitations, but those are not discussed in the paper.
- The authors are encouraged to create a separate "Limitations" section in their paper.
- The paper should point out any strong assumptions and how robust the results are to violations of these assumptions (e.g., independence assumptions, noiseless settings, model well-specification, asymptotic approximations only holding locally). The authors should reflect on how these assumptions might be violated in practice and what the implications would be.
- The authors should reflect on the scope of the claims made, e.g., if the approach was only tested on a few datasets or with a few runs. In general, empirical results often depend on implicit assumptions, which should be articulated.
- The authors should reflect on the factors that influence the performance of the approach. For example, a facial recognition algorithm may perform poorly when image resolution is low or images are taken in low lighting. Or a speech-to-text system might not be used reliably to provide closed captions for online lectures because it fails to handle technical jargon.
- The authors should discuss the computational efficiency of the proposed algorithms and how they scale with dataset size.
- If applicable, the authors should discuss possible limitations of their approach to address problems of privacy and fairness.
- While the authors might fear that complete honesty about limitations might be used by reviewers as grounds for rejection, a worse outcome might be that reviewers discover limitations that aren't acknowledged in the paper. The authors should use their best judgment and recognize that individual actions in favor of transparency play an important role in developing norms that preserve the integrity of the community. Reviewers will be specifically instructed to not penalize honesty concerning limitations.

### 3. Theory assumptions and proofs

Question: For each theoretical result, does the paper provide the full set of assumptions and a complete (and correct) proof?

Answer: [\[Yes\]](#)

Justification: We provide proof in the appendix for the points we make in the main text.

Guidelines:

- The answer NA means that the paper does not include theoretical results.
- All the theorems, formulas, and proofs in the paper should be numbered and cross-referenced.
- All assumptions should be clearly stated or referenced in the statement of any theorems.
- The proofs can either appear in the main paper or the supplemental material, but if they appear in the supplemental material, the authors are encouraged to provide a short proof sketch to provide intuition.
- Inversely, any informal proof provided in the core of the paper should be complemented by formal proofs provided in appendix or supplemental material.
- Theorems and Lemmas that the proof relies upon should be properly referenced.

#### 4. Experimental result reproducibility

Question: Does the paper fully disclose all the information needed to reproduce the main experimental results of the paper to the extent that it affects the main claims and/or conclusions of the paper (regardless of whether the code and data are provided or not)?

Answer: [\[Yes\]](#)

Justification: We have given detailed and real experimental data in the experiment of the text and appendix, and they are reproducible.

Guidelines:

- The answer NA means that the paper does not include experiments.
- If the paper includes experiments, a No answer to this question will not be perceived well by the reviewers: Making the paper reproducible is important, regardless of whether the code and data are provided or not.
- If the contribution is a dataset and/or model, the authors should describe the steps taken to make their results reproducible or verifiable.
- Depending on the contribution, reproducibility can be accomplished in various ways. For example, if the contribution is a novel architecture, describing the architecture fully might suffice, or if the contribution is a specific model and empirical evaluation, it may be necessary to either make it possible for others to replicate the model with the same dataset, or provide access to the model. In general, releasing code and data is often one good way to accomplish this, but reproducibility can also be provided via detailed instructions for how to replicate the results, access to a hosted model (e.g., in the case of a large language model), releasing of a model checkpoint, or other means that are appropriate to the research performed.
- While NeurIPS does not require releasing code, the conference does require all submissions to provide some reasonable avenue for reproducibility, which may depend on the nature of the contribution. For example
  - (a) If the contribution is primarily a new algorithm, the paper should make it clear how to reproduce that algorithm.
  - (b) If the contribution is primarily a new model architecture, the paper should describe the architecture clearly and fully.
  - (c) If the contribution is a new model (e.g., a large language model), then there should either be a way to access this model for reproducing the results or a way to reproduce the model (e.g., with an open-source dataset or instructions for how to construct the dataset).
  - (d) We recognize that reproducibility may be tricky in some cases, in which case authors are welcome to describe the particular way they provide for reproducibility. In the case of closed-source models, it may be that access to the model is limited in some way (e.g., to registered users), but it should be possible for other researchers to have some path to reproducing or verifying the results.

#### 5. Open access to data and code

Question: Does the paper provide open access to the data and code, with sufficient instructions to faithfully reproduce the main experimental results, as described in supplemental material?

Answer: [Yes]

Justification: We will give the complete model code about the paper.

Guidelines:

- The answer NA means that paper does not include experiments requiring code.
- Please see the NeurIPS code and data submission guidelines (<https://nips.cc/public/guides/CodeSubmissionPolicy>) for more details.
- While we encourage the release of code and data, we understand that this might not be possible, so “No” is an acceptable answer. Papers cannot be rejected simply for not including code, unless this is central to the contribution (e.g., for a new open-source benchmark).
- The instructions should contain the exact command and environment needed to run to reproduce the results. See the NeurIPS code and data submission guidelines (<https://nips.cc/public/guides/CodeSubmissionPolicy>) for more details.
- The authors should provide instructions on data access and preparation, including how to access the raw data, preprocessed data, intermediate data, and generated data, etc.
- The authors should provide scripts to reproduce all experimental results for the new proposed method and baselines. If only a subset of experiments are reproducible, they should state which ones are omitted from the script and why.
- At submission time, to preserve anonymity, the authors should release anonymized versions (if applicable).
- Providing as much information as possible in supplemental material (appended to the paper) is recommended, but including URLs to data and code is permitted.

#### 6. Experimental setting/details

Question: Does the paper specify all the training and test details (e.g., data splits, hyper-parameters, how they were chosen, type of optimizer, etc.) necessary to understand the results?

Answer: [Yes]

Justification: We give detailed experimental details in the experiment of the text and appendix.

Guidelines:

- The answer NA means that the paper does not include experiments.
- The experimental setting should be presented in the core of the paper to a level of detail that is necessary to appreciate the results and make sense of them.
- The full details can be provided either with the code, in appendix, or as supplemental material.

#### 7. Experiment statistical significance

Question: Does the paper report error bars suitably and correctly defined or other appropriate information about the statistical significance of the experiments?

Answer: [Yes]

Justification: We provide the standard deviation of the experimental data in the main experiments and appendix.

Guidelines:

- The answer NA means that the paper does not include experiments.
- The authors should answer "Yes" if the results are accompanied by error bars, confidence intervals, or statistical significance tests, at least for the experiments that support the main claims of the paper.
- The factors of variability that the error bars are capturing should be clearly stated (for example, train/test split, initialization, random drawing of some parameter, or overall run with given experimental conditions).
- The method for calculating the error bars should be explained (closed form formula, call to a library function, bootstrap, etc.)
- The assumptions made should be given (e.g., Normally distributed errors).

- It should be clear whether the error bar is the standard deviation or the standard error of the mean.
- It is OK to report 1-sigma error bars, but one should state it. The authors should preferably report a 2-sigma error bar than state that they have a 96% CI, if the hypothesis of Normality of errors is not verified.
- For asymmetric distributions, the authors should be careful not to show in tables or figures symmetric error bars that would yield results that are out of range (e.g. negative error rates).
- If error bars are reported in tables or plots, The authors should explain in the text how they were calculated and reference the corresponding figures or tables in the text.

#### 8. Experiments compute resources

Question: For each experiment, does the paper provide sufficient information on the computer resources (type of compute workers, memory, time of execution) needed to reproduce the experiments?

Answer: [\[Yes\]](#)

Justification: We give the GPU models used in our experiments in the appendix.

Guidelines:

- The answer NA means that the paper does not include experiments.
- The paper should indicate the type of compute workers CPU or GPU, internal cluster, or cloud provider, including relevant memory and storage.
- The paper should provide the amount of compute required for each of the individual experimental runs as well as estimate the total compute.
- The paper should disclose whether the full research project required more compute than the experiments reported in the paper (e.g., preliminary or failed experiments that didn't make it into the paper).

#### 9. Code of ethics

Question: Does the research conducted in the paper conform, in every respect, with the NeurIPS Code of Ethics <https://neurips.cc/public/EthicsGuidelines>?

Answer: [\[Yes\]](#)

Justification: Our work complies with the NeurIPS Code of Ethics in all aspects.

Guidelines:

- The answer NA means that the authors have not reviewed the NeurIPS Code of Ethics.
- If the authors answer No, they should explain the special circumstances that require a deviation from the Code of Ethics.
- The authors should make sure to preserve anonymity (e.g., if there is a special consideration due to laws or regulations in their jurisdiction).

#### 10. Broader impacts

Question: Does the paper discuss both potential positive societal impacts and negative societal impacts of the work performed?

Answer: [\[Yes\]](#)

Justification: We discuss the positive impact of this work on related fields in the main text and appendix.

Guidelines:

- The answer NA means that there is no societal impact of the work performed.
- If the authors answer NA or No, they should explain why their work has no societal impact or why the paper does not address societal impact.
- Examples of negative societal impacts include potential malicious or unintended uses (e.g., disinformation, generating fake profiles, surveillance), fairness considerations (e.g., deployment of technologies that could make decisions that unfairly impact specific groups), privacy considerations, and security considerations.

- The conference expects that many papers will be foundational research and not tied to particular applications, let alone deployments. However, if there is a direct path to any negative applications, the authors should point it out. For example, it is legitimate to point out that an improvement in the quality of generative models could be used to generate deepfakes for disinformation. On the other hand, it is not needed to point out that a generic algorithm for optimizing neural networks could enable people to train models that generate Deepfakes faster.
- The authors should consider possible harms that could arise when the technology is being used as intended and functioning correctly, harms that could arise when the technology is being used as intended but gives incorrect results, and harms following from (intentional or unintentional) misuse of the technology.
- If there are negative societal impacts, the authors could also discuss possible mitigation strategies (e.g., gated release of models, providing defenses in addition to attacks, mechanisms for monitoring misuse, mechanisms to monitor how a system learns from feedback over time, improving the efficiency and accessibility of ML).

## 11. Safeguards

Question: Does the paper describe safeguards that have been put in place for responsible release of data or models that have a high risk for misuse (e.g., pretrained language models, image generators, or scraped datasets)?

Answer: [NA]

Justification: This item is not relevant to our work.

Guidelines:

- The answer NA means that the paper poses no such risks.
- Released models that have a high risk for misuse or dual-use should be released with necessary safeguards to allow for controlled use of the model, for example by requiring that users adhere to usage guidelines or restrictions to access the model or implementing safety filters.
- Datasets that have been scraped from the Internet could pose safety risks. The authors should describe how they avoided releasing unsafe images.
- We recognize that providing effective safeguards is challenging, and many papers do not require this, but we encourage authors to take this into account and make a best faith effort.

## 12. Licenses for existing assets

Question: Are the creators or original owners of assets (e.g., code, data, models), used in the paper, properly credited and are the license and terms of use explicitly mentioned and properly respected?

Answer: [Yes]

Justification: Our work respects any licenses and terms of use, and appropriately cites the work of others.

Guidelines:

- The answer NA means that the paper does not use existing assets.
- The authors should cite the original paper that produced the code package or dataset.
- The authors should state which version of the asset is used and, if possible, include a URL.
- The name of the license (e.g., CC-BY 4.0) should be included for each asset.
- For scraped data from a particular source (e.g., website), the copyright and terms of service of that source should be provided.
- If assets are released, the license, copyright information, and terms of use in the package should be provided. For popular datasets, [paperswithcode.com/datasets](https://paperswithcode.com/datasets) has curated licenses for some datasets. Their licensing guide can help determine the license of a dataset.
- For existing datasets that are re-packaged, both the original license and the license of the derived asset (if it has changed) should be provided.

- If this information is not available online, the authors are encouraged to reach out to the asset’s creators.

### 13. **New assets**

Question: Are new assets introduced in the paper well documented and is the documentation provided alongside the assets?

Answer: [NA]

Justification: This item is not relevant to our work.

Guidelines:

- The answer NA means that the paper does not release new assets.
- Researchers should communicate the details of the dataset/code/model as part of their submissions via structured templates. This includes details about training, license, limitations, etc.
- The paper should discuss whether and how consent was obtained from people whose asset is used.
- At submission time, remember to anonymize your assets (if applicable). You can either create an anonymized URL or include an anonymized zip file.

### 14. **Crowdsourcing and research with human subjects**

Question: For crowdsourcing experiments and research with human subjects, does the paper include the full text of instructions given to participants and screenshots, if applicable, as well as details about compensation (if any)?

Answer: [NA]

Justification: This item is not relevant to our work.

Guidelines:

- The answer NA means that the paper does not involve crowdsourcing nor research with human subjects.
- Including this information in the supplemental material is fine, but if the main contribution of the paper involves human subjects, then as much detail as possible should be included in the main paper.
- According to the NeurIPS Code of Ethics, workers involved in data collection, curation, or other labor should be paid at least the minimum wage in the country of the data collector.

### 15. **Institutional review board (IRB) approvals or equivalent for research with human subjects**

Question: Does the paper describe potential risks incurred by study participants, whether such risks were disclosed to the subjects, and whether Institutional Review Board (IRB) approvals (or an equivalent approval/review based on the requirements of your country or institution) were obtained?

Answer: [NA]

Justification: This item is not relevant to our work.

Guidelines:

- The answer NA means that the paper does not involve crowdsourcing nor research with human subjects.
- Depending on the country in which research is conducted, IRB approval (or equivalent) may be required for any human subjects research. If you obtained IRB approval, you should clearly state this in the paper.
- We recognize that the procedures for this may vary significantly between institutions and locations, and we expect authors to adhere to the NeurIPS Code of Ethics and the guidelines for their institution.
- For initial submissions, do not include any information that would break anonymity (if applicable), such as the institution conducting the review.

### 16. **Declaration of LLM usage**



Question: Does the paper describe the usage of LLMs if it is an important, original, or non-standard component of the core methods in this research? Note that if the LLM is used only for writing, editing, or formatting purposes and does not impact the core methodology, scientific rigorousness, or originality of the research, declaration is not required.

Answer: [NA]

Justification: The core method development in this research does not involve LLMs as any important, original, or non-standard components.

Guidelines:

- The answer NA means that the core method development in this research does not involve LLMs as any important, original, or non-standard components.
- Please refer to our LLM policy (<https://neurips.cc/Conferences/2025/LLM>) for what should or should not be described.