

EgoInstruct: An Egocentric Video Dataset of Face-to-face Instructional Interactions with Multi-modal LLM Benchmarking

Yuki Sakai*, Ryosuke Furuta*, Juichun Yen, and Yoichi Sato
The University of Tokyo

{sakai-y, furuta, yen, ysato}@iis.u-tokyo.ac.jp

Abstract

Analyzing instructional interactions between an instructor and a learner who are co-present in the same physical space is a critical problem for educational support and skill transfer. Yet such face-to-face instructional scenes have not been systematically studied in computer vision. We identify two key reasons: i) the lack of suitable datasets and ii) limited analytical techniques.

To address this gap, we present a new egocentric video dataset of face-to-face instruction and provide ground-truth annotations for two fundamental tasks that serve as a first step toward a comprehensive understanding of instructional interactions: procedural step segmentation and conversation-state classification. Using this dataset, we benchmark multimodal large language models (MLLMs) against conventional task-specific models. Since face-to-face instruction involves multiple modalities (speech content and prosody, gaze and body motion, and visual context), effective understanding requires methods that handle verbal and nonverbal communication in an integrated manner. Accordingly, we evaluate recently introduced MLLMs that jointly process images, audio, and text. This evaluation quantifies the extent to which current machine learning models understand face-to-face instructional scenes. In experiments, MLLMs outperform specialized baselines even without task-specific fine-tuning, suggesting their promise for holistic understanding of instructional interactions.

1. Introduction

With an aging expert workforce, industry increasingly demands effective training of younger technicians. Tacit knowledge and practical know-how accumulated over years are often difficult to communicate fully through documents and manuals alone. Some aspects have traditionally been conveyed only through direct instruction, where an expert instructor interacts with a novice learner in the same space.




Figure 1. A sample face-to-face instructional scene between an instructor and a learner.

Consequently, analyzing face-to-face instructional scenes using computer vision is an important challenge for educational support and skill transfer.

Against this backdrop, egocentric video has attracted considerable attention. Compared to third-person footage, which captures full-body pose and the surrounding environment, egocentric video records the scene from the camera wearer’s viewpoint. Analyzing egocentric videos that include natural conversation, nods, and hand gestures offers the potential to reveal intentions and motivations underlying human behavior. Because egocentric videos are recorded with head- or body-mounted wearable cameras, they inherently encode the wearer’s viewpoint and environment, as well as cues to interest and attention. This makes it possible to capture crucial information such as expert gaze patterns and attentional strategies. Even as experts retire, egocentric recordings can preserve rich information; analyzing such videos may also allow novices to virtually experience an expert’s perspective and deepen their understanding during training.

While many studies have tackled action and procedure understanding from egocentric video [19], most do not target face-to-face instructional scenes. In instructional settings, beyond verbal directions from the instructor, there are diverse interactions: nonverbal communication includ-

*Co-first authors

ing gestures, learners’ backchanneling and questions, and more. Understanding these interactional elements holistically is essential for improving training effectiveness. However, modeling interaction is difficult since human behavior changes fluidly through mutual influence. Natural interactions that include conversation and bodily motion rarely conform to a single consistent template. Learning from data using machine learning is therefore appealing, yet current research on interaction analysis faces two issues: i) a shortage of datasets specifically capturing face-to-face scenes and ii) limited techniques for analyzing face-to-face instructional scenes.

There are many egocentric datasets from a worker’s viewpoint [3, 8, 9], but most focus on single-person tasks and lack genuine face-to-face interaction. Although the number of egocentric datasets is increasing, large-scale multimodal datasets that capture time-synchronized egocentric views from multiple people engaged in co-present interactions are scarce. In particular, we are not aware of datasets that focus on instruction or collaborative task execution.

We therefore present a new egocentric dataset targeting face-to-face instructional scenes (Fig. 1). We collected 38 sessions totaling 8 hours in which an instructor teaches tasks such as furniture assembly or replacing a camera battery while a learner executes the task. All participants wore Aria Glasses [6], which provide, in addition to first-person video, gaze information, skeletal keypoints for the wrist and palm, and head pose estimated from SLAM-based camera localization. Having synchronized egocentric views and these signals from both the instructor and the learner is a distinctive feature compared with prior work. Although we do not analyze gaze or head pose in this paper, we expect gaze (which indicates where the instructor and learner look while acting) and relative 3D positions obtained by SLAM to serve as important cues for future interaction analysis.

Building on this dataset, we define two fundamental tasks as the first step toward a holistic understanding of instructional interactions. The first is procedural step segmentation, which aims to segment task progress into steps from both the instructor’s and the learner’s viewpoints, thereby extracting procedural information useful for skill transfer. The second is conversation-state classification of utterances, for example, “the learner asks the instructor a question” or “the instructor gives instructions.” Classifying conversation states structures the interaction flow and helps analyze instruction; it can surface difficult points and important tricks while enabling the learner to gradually acquire skills, including tacit knowledge.

For our experiments, we annotate procedural steps from both viewpoints, and we also annotate the utterance spans, their transcripts, and the conversation state (e.g., “question from learner,” “instruction from instructor”). Our goal is to

provide a foundation for the analysis of face-to-face instructional scenes.

To understand behavior, content, and meaning in such scenes, methods must integrate verbal and nonverbal communication because multiple modalities (language, speech, and vision) are involved simultaneously. Recently, multi-modal large language models (MLLMs) that jointly process images, audio, and text have emerged, offering a new avenue for this challenge and enabling more holistic scene understanding. Using our dataset, we therefore evaluate MLLMs alongside conventional specialized models to clarify how well current machine learning models understand face-to-face instruction. In our experiments, MLLMs outperform task-specific models without additional fine-tuning, indicating their potential for comprehensive understanding of face-to-face instructional scenes.

Our contributions are summarized as follows:

- To our knowledge, this is the first study that directly targets understanding of face-to-face instructional scenes.
- We construct a new egocentric dataset of face-to-face instructional scenes. We define two tasks (procedural step segmentation and conversation-state classification) and provide ground-truth annotations.
- We benchmark MLLMs against specialized baselines on both tasks.

2. Related work

2.1. Egocentric Video Datasets

A large number of egocentric datasets have been proposed [3, 8, 22]. EPIC-KITCHENS [3] focuses on activities in the kitchen, and Ego4D [8] provides a large-scale egocentric benchmark with more than 3,670 hours of everyday activities. Ego-Exo4D [9] captures skilled activities with time-synchronized first- and third-person views. However, these datasets mainly focus on single-person tasks and do not target multi-person interaction; they typically include egocentric views only from the task performer.

To analyze tasks and interactions involving multiple people, time-synchronized multi-view datasets are essential. Egocom [18] captures natural conversations in activities like high-fives and card games, providing egocentric footage along with speech recognition annotations and benchmarks for conversation turn prediction. The Aria Everyday Activities dataset [16] collects daily-life tasks such as making coffee or tidying a room, including tasks performed solo or by two people. Although several synchronized multi-person datasets exist, none specifically focuses on face-to-face instruction. Our dataset is designed to fill this gap (Table 1).

Table 1. Comparison with related datasets.

Dataset	Has human interaction	Setting	Total duration [h]
Ego4D [8]		Daily tasks	3,670
EgoExo4D [9]		Skilled activity	1,286
Epic-Kitchen-100 [3]		Cooking	100
Assembly101 [22]		Toy assembly	167
Holoassist [24]		Instruction	166
EgoCom [18]	✓	Group conversation	38.5
AEA [16]	✓	Daily tasks	7.3
EgoInstruct (ours)	✓	Instruction	8

2.2. Video Understanding and Procedure Recognition

Video understanding encompasses downstream tasks such as procedure recognition, step recognition, and step prediction. Among large-scale instructional corpora, HowTo100M [17] collects YouTube how-to videos, and subsequent work builds procedure knowledge graphs to infer the structured organization of tasks demonstrated in videos.

Recently, many studies leverage large language models for video understanding [7, 15, 20, 25]. MM-VID [15] aggregates pre-processing signals such as scene detection and automatic speech recognition together with external video metadata, generates detailed textual descriptions, and then uses GPT-4 to produce scripts, including video summaries, based on those signals and clip-level features. LongVLM [20] segments long videos into shorter clips and combines local clip-level features with global semantics, which mitigates the loss of fine-grained information in long-form video understanding.

There are also methods that use egocentric video to discover object-use procedures. For example, Damen et al. [2] proposed a method to discover how objects are used from first-person recordings of predefined tasks. They leverage gaze to locate task-relevant objects, characterize their appearance and usage, and retrieve video snippets to explain how a recognized object was used previously. Although Paprika [28] and You-Do, I-Learn [2] focus on procedure discovery, they assume single-actor task execution rather than interactive scenes. In contrast, we focus on the conversations that occur while an instructor teaches a learner.

2.3. Action Segmentation

Action segmentation temporally partitions a video by predicting a class label for each frame. As there is already a large body of work on this task [5], we briefly review representative methods. Lea et al. [13] introduced hierarchical temporal convolutions for efficient computation. MS-TCN [14] extends this line with dilated temporal convolu-

tions, enabling long-range modeling at high temporal resolution. Building on the observation that action segmentation is closely related to language tasks, Yi et al. proposed a Transformer-based model, ASFormer [26].

Temporal segmentation models such as ASFormer have improved the detection of procedural steps and action intervals. However, most prior work targets single-person activities and has not been applied to scenarios with rich interaction such as face-to-face instruction. In this work, we use these methods together with MLLMs to analyze procedures and actions that unfold between an instructor and a learner from egocentric video.

2.4. Multi-Person Interaction Analysis

In multi-person scenes, prior work has examined attended objects [11], subtle bodily cues [27], and the prediction of conversational turn-taking [18]. Huang et al. studied jointly attended targets shared among multiple people. Yonetani et al. [27] proposed recognizing micro-actions and reactions from egocentric views, such as slight nods and small hand movements, suggesting that fine-grained social signals can be captured.

Research has also focused on speech in interactive settings [4, 21, 24]. HoloAssist [24] categorizes utterances and assigns labels within the dataset. Saupé et al. [21] proposed conversational design patterns for human-robot interaction and, in doing so, observed human-to-human interactions across scenarios, identifying seven recurring patterns including question-answer pairs. Porfirio et al. [4] further defined utterance states within seven patterns such as conversation, collaboration, instruction, interview, and storytelling. Our definition of the conversation state is partly based on this instructional template.

The most closely related work to ours is HoloAssist [24]. It introduces a large-scale egocentric human interaction dataset in which two people collaboratively complete physical manipulation tasks. Their setting features remote instruction and is motivated by the goal of building an AI assistant that intervenes only when the performer makes a mistake. As a result, the instructor does not inter-

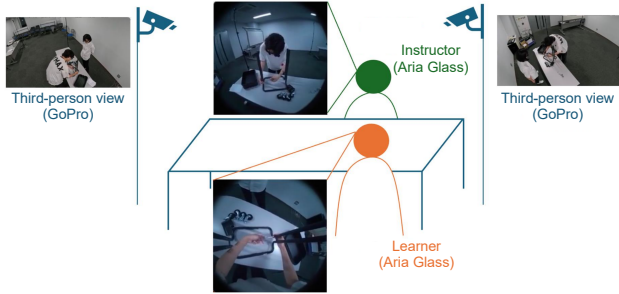


Figure 2. Positional relationship between the instructor and the learner, and sample frames from each camera.

vene proactively but provides help only after errors occur. In contrast, we focus on face-to-face instructional scenes in which the instructor teaches the task step by step and engages in proactive nonverbal communication. Accordingly, our dataset exhibits distinct characteristics relative to HoloAssist, particularly in setting, instructional goals, and interaction dynamics.

As discussed above, many egocentric datasets have been released and there is extensive research on understanding human behavior. There is also growing work on interaction scenes that focuses on attended objects, subtle movements, and utterance content. However, few egocentric datasets capture multiple people simultaneously. In particular, to our knowledge there is no egocentric dataset for instructional scenes that records both the instructor’s and the learner’s viewpoints for the purpose of completing a task. Moreover, little prior work examines both linguistic and non-linguistic directives in face-to-face instruction.

Our goal is to capture the details of interaction in face-to-face instructional scenes by constructing a new dataset and advancing interaction analysis through conversation-state classification and procedural step segmentation.

3. Dataset Construction

Most existing egocentric datasets provide only the task performer’s viewpoint for single-person tasks. In contrast, we focus on the interaction between two participants by recording both the instructor and the learner as they face each other while the learner performs the task under instruction. To support interaction analysis, in addition to step annotations, we also provide conversation transcripts and conversation-state annotations.

3.1. Data Collection

Our dataset includes videos in which an instructor teaches one of the four tasks (cart assembly, chair assembly, GoPro battery replacement, printer toner replacement) listed in Table 2 to a learner, who then executes the task. Ten learners (6 male, 4 female) and two instructors (1 male, 1 female)

participated. The spatial layout of the instructor, the learner, and the cameras is shown in Fig. 2. Before recording, instructors were given time to review the task procedures and, if necessary, consult an instruction sheet. To ensure visibility from both viewpoints, all tasks except printer toner replacement were performed face-to-face. Only the printer toner replacement was performed side by side. Each participant completed all four tasks, yielding 38 video sessions and a total of 8 hours of footage. Learners’ prior experience levels for each task are summarized in Fig. 3.

Both the instructor and the learner wore Aria Glasses [6] to record egocentric video. Through the Aria API, we can obtain gaze information and head pose from the camera trajectory, which we expect will be valuable for future interaction analysis. Additionally, we recorded two fixed third-person views with GoPro HERO11 cameras to enable multi-view analyses in future work, although these third-person views are not used in the experiments in this paper. All four cameras were time-synchronized using QR time-codes. Camera settings are listed in Table 3.

3.2. Annotation

Step Labels The four tasks in our dataset follow HoloAssist [24], anticipating future use of HoloAssist data in pretraining or augmentation. Since the original tasks have different step granularities, we redefined step labels so that the granularity is consistent across all four tasks. The step definitions are provided in Table 4.

We annotated steps separately for the instructor and the learner because the timing differs by viewpoint. For the instructor, a step starts when the instructor begins explaining it. For the learner, a step starts when the learner begins executing the step after listening to the instructor. We therefore provide distinct timestamps for steps from both viewpoints (Fig. 4).

Utterances and Conversation States We transcribed the utterances of both the instructor and the learner and added timestamps because utterance timing is crucial for interaction analysis. Conversations were conducted in participants’ native language and transcribed in that language. Based on Porfirio et al.’s template for conversational state transitions in instructional scenes [4] and Wang et al.’s definitions [24], we defined a set of conversation-state labels. Table 5 shows examples of annotated utterances, and Fig. 5 summarizes the conversation-state classes and their distribution.

4. Experiments

We evaluated two tasks on our dataset: step segmentation from the learner’s viewpoint and conversation-state classification for utterances exchanged between the instructor and the learner.

Table 2. Task-wise dataset statistics for EgoInstruct.

Task	Positional relationship	# steps	# sessions	Average duration
Cart assembly	face-to-face	7	10	11m21s
Chair assembly	face-to-face	3	10	3m49s
GoPro battery replacement	face-to-face	6	10	3m3s
Printer toner replacement	side by side	5	8	5m41s

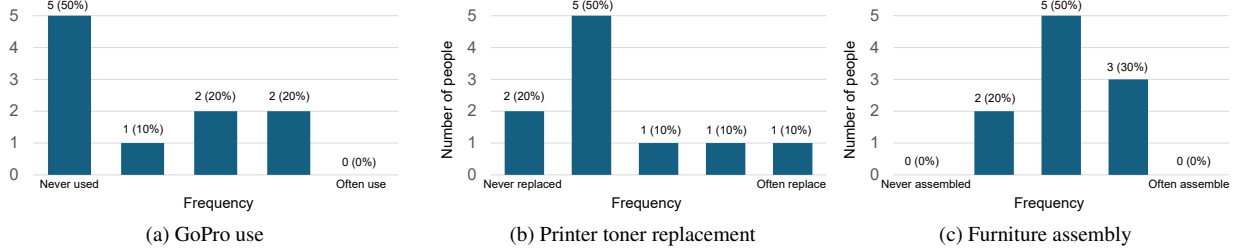


Figure 3. Prior experience levels of the learners.

Table 3. Recording devices and settings.

Device	# cameras	View	Resolution	FPS
Aria Glass	2	FPV	1400x1400	30
GoPro HERO11	2	TPV	4K (Wide)	60

Table 4. Tasks and steps in the EgoInstruct dataset.

Task	Step
Cart assembly	assemble two sidebars assemble base frame attach the sidebar attach the lower tray attach the middle tray attach the upper tray attach the four wheels
Chair assembly	assemble the legs attach the seat to the legs fasten with a screw
GoPro battery replacement	replace the battery replace the microSD card turn on power turn off power attach the peg detach the peg
Printer toner replacement	put paper print in color copy in black and white replace cartridge

4.1. Step Segmentation

For step segmentation, we followed the standard action segmentation protocol, predicting the temporal intervals of procedural steps for each task. We compared ASFormer [26], a state-of-the-art method for action segmentation, against two MLLMs, Gemini-2.5-pro and GPT-4o.

ASFormer We assessed how well step segmentation could be predicted from egocentric video when training on a subset of the dataset. We performed 5-fold cross-validation: in each fold, we trained on eight participants and tested on the remaining two. Only the learner’s egocentric video was used; third-person views were excluded. We trained with an initial learning rate of 5×10^{-4} using the Adam optimizer for 20 epochs on a single NVIDIA A100-SXM4-40GB GPU. We used I3D features extracted with a 3D ResNet backbone [10, 23] pretrained on Kinetics [1].

MLLM Setup For Gemini-2.5-pro, we evaluated multiple input modalities: video only, audio only, text only, video+audio, and video+audio+text. We used the same test set as ASFormer to ensure a fair comparison. Gemini-2.5-pro was evaluated in a zero-shot setting with no training data. For a model comparison, we also evaluated GPT-4o under the text-only condition with the same test data. The prompts are provided in the supplementary material. The set of step labels was assumed known in the prompts, and the model was asked to output the start and end times of each step along with the label.

Quantitative Results Table 6 summarizes the results. With video-only input, zero-shot Gemini outperformed the trained ASFormer on F1 and Edit metrics, although ASFormer achieved higher frame-wise accuracy due to over-segmentation. When both models were evaluated under the same input modality (text only), Gemini-2.5-pro out-

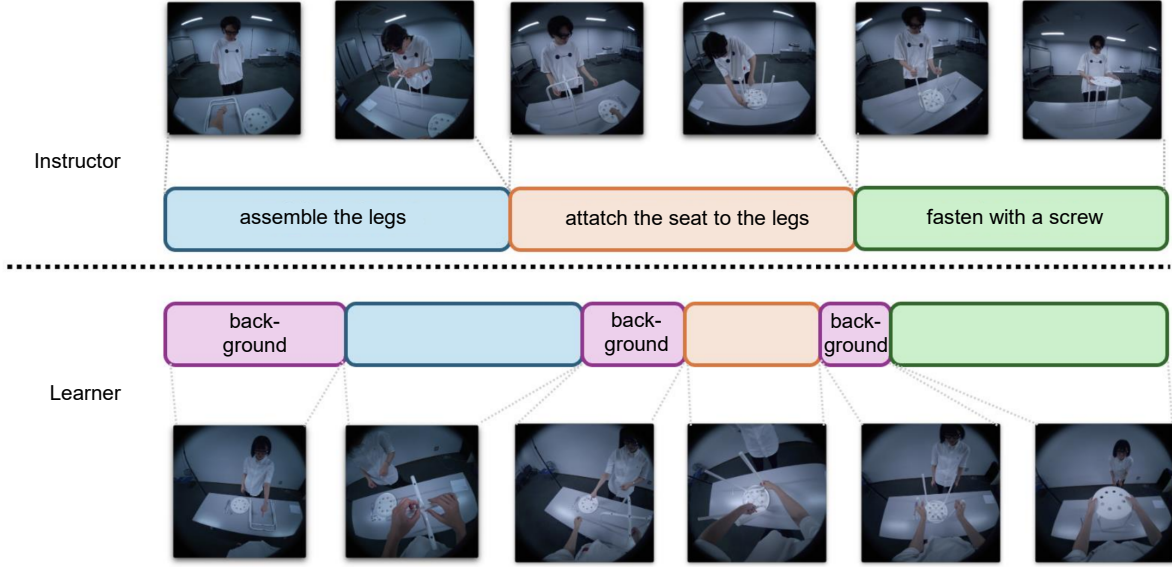


Figure 4. Examples of step annotation.

Table 5. Examples of utterances and their conversation-state labels. Utterances translated to English are shown.

Start [s]	End [s]	Speaker	Utterance	Conversation state
0.0	3.4	instructor	Okay, let's start assembling the utility cart now.	Opening remarks
3.7	4.0	learner	Yes.	positive feedback
4.0	4.3	instructor	Yes.	positive feedback
4.7	8.9	instructor	First, these four rods.	instruction
8.9	9.3	learner	Uh-huh.	positive feedback
9.8	14.0	instructor	We put them together to make two side rods.	instruction
14.8	17.0	learner	Ah, like this?	question from learner
17.7	18.6	instructor	Yes, exactly.	answer from learner
...				

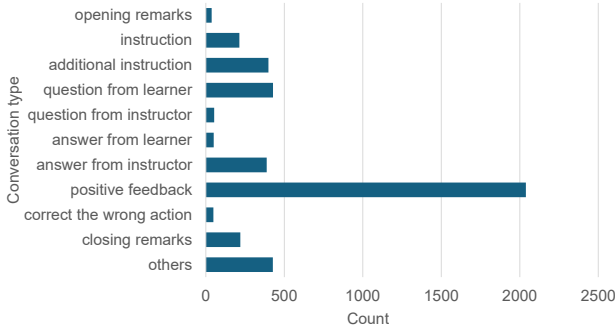


Figure 5. Distribution of conversation state labels.

performed GPT-4o. Its performance was strong across individual modalities and improved further when modalities were combined; the best results were obtained with

video+audio+text. These findings indicate that MLLMs effectively integrated multimodal cues to segment steps in face-to-face instruction.

Qualitative Results Figure 6 visualizes example segmentations. Compared to MLLMs, ASFormer tended to over-segment steps. We hypothesize that ASFormer primarily relied on visual pattern matching to actions seen during training, whereas MLLMs leveraged broad prior knowledge acquired during pretraining to produce more reasonable segmentations. We also observed that boundaries became more accurate when combining modalities. Purely visual input often lacks sufficient cues, and utterances that indicate the next step are not synchronized with the exact timing of the physical action. Multimodal fusion was therefore necessary for accurate boundaries.

Table 6. Step segmentation results on EgoInstruct across input modalities.

Model	Video	Audio	Text	F1@10	F1@25	F1@50	Edit	Acc.
ASFormer	✓			55.0	50.3	41.9	42.5	79.5
GPT-4o			✓	80.7	72.3	58.9	86.6	58.8
Gemini-2.5-pro			✓	94.0	91.1	85.5	89.6	83.1
Gemini-2.5-pro		✓		91.6	87.9	73.1	89.7	75.9
Gemini-2.5-pro	✓			81.8	73.5	55.2	81.6	62.8
Gemini-2.5-pro	✓	✓		89.2	86.5	72.1	88.6	77.0
Gemini-2.5-pro	✓	✓	✓	95.6	92.5	85.6	92.3	85.3

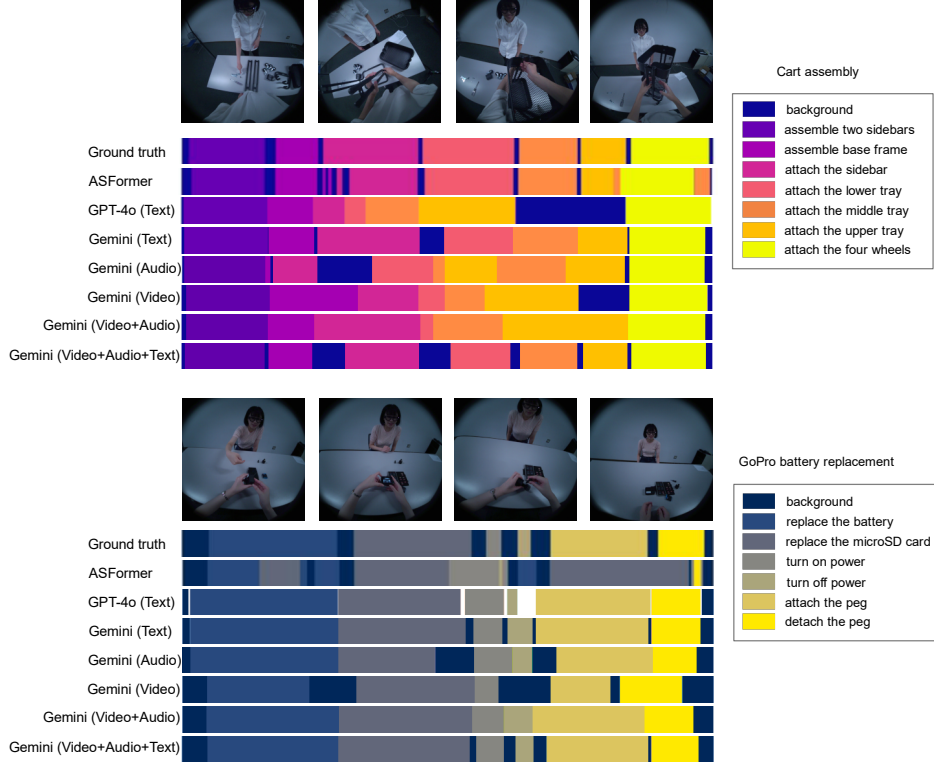


Figure 6. Examples of step segmentation results.

Table 7. Performance comparison of conversation type classification.













	Acc	Precision	Recall	F1 score
Without context				
BERT	0.76	0.76	0.76	0.74
GPT-4o	0.72	0.73	0.72	0.71
Gemini-2.5-pro	0.74	0.74	0.74	0.72
With context				
GPT-4o	0.78	0.81	0.78	0.77
Gemini-2.5-pro	0.84	0.86	0.84	0.84

4.2. Conversation-State Classification

As a first step toward comprehensive understanding of face-to-face instruction, we classified the conversation state for each utterance. All utterances in the dataset are labeled with conversation-state annotations. We took the utterance text as input and predicted the conversation-state label. We compared a widely used NLP baseline, BERT [12], with the LLMs Gemini-2.5-pro and GPT-4o.

BERT We used a pre-trained multilingual BERT with 24 Transformer layers, a hidden size of 1024, and 16 attention heads. We trained with AdamW at an initial learning rate of 5×10^{-4} for 20 epochs on a single NVIDIA A100-SXM4-40GB GPU. We performed 5-fold cross-validation: eight

Utterance	Which pair?	This kind of combination, like two L-shapes together	Like this?	No.	Not there—I’m pointing to here and here.	Ah, I see.
Speaker	learner	instructor	learner	instructor	instructor	learner
Ground truth	question from learner	answer from instructor	question from learner	answer from instructor	correct the wrong action	positive feedback
BERT	question from learner	question from learner	question from learner	correct the wrong action	answer from instructor	positive feedback
GPT w/o context	question from learner	additional instruction	question from learner	correct the wrong action	correct the wrong action	others
GPT w/ context	question from learner	answer from instructor	question from learner	others	correct the wrong action	others
Gemini w/o context	question from learner	additional instruction	question from learner	correct the wrong action	correct the wrong action	positive feedback
Gemini w/ context	question from learner	answer from instructor	question from learner	correct the wrong action	correct the wrong action	positive feedback

learner						
instructor						

time →

Figure 7. Conversation-state classification results. Utterances translated to English are shown.

participants for training and two for testing in each fold. Each utterance (one sentence) was treated as an individual input.

LLM GPT-4o and Gemini-2.5-pro were used without additional fine-tuning. Following the in-context learning paradigm, we supplied in-context exemplars from eight participants, namely pairs of utterances with conversation-state labels, and performed inference on the remaining two participants’ test set. We evaluated two settings: *without context*, where each utterance was predicted independently as in BERT, and *with context*, where we provided the entire conversation sequence in the test set and the model predicted all utterances jointly with access to surrounding context. Prompts are given in the supplementary material.

Quantitative Results Table 7 shows the results. Without context, BERT achieved higher performance. This can be interpreted as a trade-off between BERT’s task specialization and the LLMs’ broader world knowledge. With fine-tuning on a specific dataset, BERT could replicate task-specific labeling rules precisely, which was advantageous when clear criteria and adherence to given examples were more important than outside knowledge. LLMs possess strong internal world models from pretraining. When this prior knowledge conflicted with task-specific rules, the model sometimes favored its own “common sense,” leading to reasonable but task-inconsistent labels and thus lower accuracy.

Qualitative Results Overall, labels corresponding to instructional speech, such as *instruction* and *additional instruction*, were often predicted correctly, likely because these utterances were longer and contained enough information within a single sentence. Figure 7 shows qualitative examples. Without context, we observed errors such as answering before the question was asked or swapping speaker

roles, but these were largely resolved when the full conversational context was provided.

5. Conclusion

We presented a new egocentric dataset of face-to-face instruction and analyzed instructional interactions using it. Existing datasets rarely focus on instruction, making interaction analysis in instructional scenes difficult. Our dataset provides egocentric views from both the instructor and the learner along with annotations for conversation states and procedural steps. We evaluated models, including multimodal large language models (MLLMs), on two tasks: procedural step segmentation and conversation-state classification. For step segmentation, MLLMs produced accurate boundaries by leveraging multiple modalities. For conversation-state classification, LLMs achieved strong performance when provided with conversational context. These results suggest that MLLMs can contribute to holistic understanding of face-to-face instruction even without additional fine-tuning.

Future work includes scaling up the dataset and tackling more advanced tasks for understanding instructional scenes. As a first step, we built a dataset and focused on fundamental tasks in this paper. Examples of more advanced tasks include recognizing deictic expressions such as “this” and “here,” estimating the learner’s level of understanding, and extracting tips and tacit knowledge that are not written in manuals; we will then evaluate the extent to which MLLMs can advance on these fronts. Another direction is to exploit information we recorded but did not use in this paper (third-person views, gaze, and SLAM-based 3D trajectories) and to devise effective ways to incorporate these signals into MLLMs to enable deeper understanding.

Acknowledgement This work was supported by JST ASPIRE Grant Number JPMJAP2303, JSPS KAKENHI Grant Number 23H00488, and 24K02956.

References

- [1] Joao Carreira and Andrew Zisserman. Quo vadis, action recognition? a new model and the kinetics dataset. In *proceedings of the IEEE Conference on Computer Vision and Pattern Recognition*, pages 6299–6308, 2017. 5
- [2] Dima Damen, Teesid Leelasawassuk, Osian Haines, Andrew Calway, and Walterio W Mayol-Cuevas. Youdo, i-learn: Discovering task relevant objects and their modes of interaction from multi-user egocentric video. In *Proceedings of the British Machine Vision Conference*, 2014. 3
- [3] Dima Damen, Hazel Doughty, Giovanni Maria Farinella, Antonino Furnari, Evangelos Kazakos, Jian Ma, Davide Moltisanti, Jonathan Munro, Toby Perrett, Will Price, et al. Rescaling egocentric vision: Collection, pipeline and challenges for epic-kitchens-100. *International Journal of Computer Vision*, pages 1–23, 2022. 2, 3
- [4] Porfirio David, Maya Cakmak, Allison Sauppé, Aws Albarghouthi, and Bilge Mutlu. Interaction templates: A data-driven approach for authoring robot programs. In *PLATEAU: 12th Annual Workshop at the Intersection of PL and HCI*, 2022. 3, 4
- [5] Guodong Ding, Fadime Sener, and Angela Yao. Temporal action segmentation: An analysis of modern techniques. *IEEE Transactions on Pattern Analysis and Machine Intelligence*, 46(2):1011–1030, 2023. 3
- [6] Jakob Engel, Somasundaram Kiran, Goesele Michael, Sun Albert, Gamino Alexander, Turner Andrew, Tatlott Arjang, and et al. Project aria: A new tool for egocentric multi-modal ai research. *arXiv preprint arXiv:2308.13561*, 2023. 2, 4
- [7] Alessandro Flaborea, Guido Maria D’Amely di Melendugno, Leonardo Plini, Luca Scofano, Edoardo De Matteis, Antonino Furnari, Giovanni Maria Farinella, and Fabio Galasso. Prego: online mistake detection in procedural egocentric videos. In *Proceedings of the IEEE/CVF Conference on Computer Vision and Pattern Recognition*, pages 18483–18492, 2024. 3
- [8] Kristen Grauman, Andrew Westbury, Eugene Byrne, Zachary Chavis, Antonino Furnari, Rohit Girdhar, Jackson Hamburger, Hao Jiang, Miao Liu, Xingyu Liu, et al. Ego4d: Around the world in 3,000 hours of egocentric video. In *Proceedings of the IEEE/CVF Conference on Computer Vision and Pattern Recognition*, pages 18995–19012, 2022. 2, 3
- [9] Kristen Grauman, Andrew Westbury, Lorenzo Torresani, Kris Kitani, Jitendra Malik, Triantafyllos Afouras, Kumar Ashutosh, Vijay Baiyya, Siddhant Bansal, Bikram Boote, et al. Ego-exo4d: Understanding skilled human activity from first-and third-person perspectives. In *Proceedings of the IEEE/CVF Conference on Computer Vision and Pattern Recognition*, pages 19383–19400, 2024. 2, 3
- [10] Kensho Hara, Hirokatsu Kataoka, and Yutaka Satoh. Learning spatio-temporal features with 3d residual networks for action recognition. In *Proceedings of the IEEE international conference on computer vision workshops*, pages 3154–3160, 2017. 5
- [11] Yifei Huang, Minjie Cai, and Yoichi Sato. An ego-vision system for discovering human joint attention. *IEEE Transactions on Human-Machine Systems*, 50(4):306–316, 2020. 3
- [12] Kenton Jacob Devlin Ming-Wei Chang and Toutanova Lee Kristina. Bert: Pre-training of deep bidirectional transformers for language understanding. In *Proceedings of naacL-HLT*, page 2. Minneapolis, Minnesota, 2019. 7
- [13] Colin Lea, Michael D Flynn, Rene Vidal, Austin Reiter, and Gregory D Hager. Temporal convolutional networks for action segmentation and detection. In *proceedings of the IEEE Conference on Computer Vision and Pattern Recognition*, pages 156–165, 2017. 3
- [14] Shijie Li, Yazan Abu Farha, Yun Liu, Ming-Ming Cheng, and Juerge Gall. Ms-tcn++: Multi-stage temporal convolutional network for action segmentation. *IEEE transactions on pattern analysis and machine intelligence*, 45(6):6647–6658, 2020. 3
- [15] Kevin Lin, Ahmed Faisal, Li Linjie, Lin Chung-Ching, Azarnasab Ehsan, Yang Zhengyuan, Wang Jianfeng, and et al. Mm-vid: Advancing video understanding with gpt-4v (ision). *arXiv preprint arXiv:2310.19773*, 2023. 3
- [16] Zhaoyang Lv, Nicholas Charron, Pierre Moulon, Alexander Gamino, Cheng Peng, Chris Sweeney, Edward Miller, Huixuan Tang, Jeff Meissner, Jing Dong, et al. Aria everyday activities dataset. *arXiv preprint arXiv:2402.13349*, 2024. 2, 3
- [17] Antoine Miech, Dimitri Zhukov, Jean-Baptiste Alayrac, Makarand Tapaswi, Ivan Laptev, and Josef Sivic. Howto100m: Learning a text-video embedding by watching hundred million narrated video clips. In *Proceedings of the IEEE/CVF international conference on computer vision*, pages 2630–2640, 2019. 3
- [18] Curtis Northcutt, Shengxin Zha, Steven Lovegrove, and Richard Newcombe. Egocom: A multi-person multi-modal egocentric communications dataset. *IEEE Transactions on Pattern Analysis and Machine Intelligence*, 2020. 2, 3

- [19] Adrián Núñez-Marcos, Gorka Azkune, and Ignacio Arganda-Carreras. Egocentric vision-based action recognition: A survey. *Neurocomputing*, 472:175–197, 2022. [1](#)
- [20] Rui Qian, Dong Xiaoyi, Pan Zhang, Yuhang Zang, Shuangrui Ding, Dahua Lin, and Jiaqi Wang. Streaming long video understanding with large language models. *arXiv preprint arXiv:2405.16009*, 2024. [3](#)
- [21] Allison Sauppé and Bilge Mutlu. Design patterns for exploring and prototyping human-robot interactions. In *Proceedings of the SIGCHI conference on human factors in computing systems*, pages 1439–1448, 2014. [3](#)
- [22] Fadime Sener, Dibyadip Chatterjee, Daniel Shelepov, Kun He, Dipika Singhania, Robert Wang, and Angela Yao. Assembly101: A large-scale multi-view video dataset for understanding procedural activities. In *Proceedings of the IEEE/CVF Conference on Computer Vision and Pattern Recognition*, pages 21096–21106, 2022. [2](#), [3](#)
- [23] Yu Tian, Guansong Pang, Yuanhong Chen, Rajvinder Singh, Johan W Verjans, and Gustavo Carneiro. Weakly-supervised video anomaly detection with robust temporal feature magnitude learning. In *Proceedings of the IEEE/CVF international conference on computer vision*, pages 4975–4986, 2021. [5](#)
- [24] Xin Wang, Taein Kwon, Mahdi Rad, Bowen Pan, Ishani Chakraborty, Sean Andrist, Dan Bohus, Ashley Feniello, Bugra Tekin, Felipe Vieira Frujeri, et al. Holoassist: an egocentric human interaction dataset for interactive ai assistants in the real world. In *Proceedings of the IEEE/CVF International Conference on Computer Vision*, pages 20270–20281, 2023. [3](#), [4](#)
- [25] Yuetian Weng, Mingfei Han, Haoyu He, Xiaojun Chang, and Bohan Zhuang. Longvlm: Efficient long video understanding via large language models. In *European Conference on Computer Vision*, pages 453–470. Springer, 2025. [3](#)
- [26] Fangqiu Yi, Hongyu Wen, and Tingting Jiang. As-former: Transformer for action segmentation. In *Proceedings of the British Machine Vision Conference*, 2021. [3](#), [5](#)
- [27] Ryo Yonetani, Kris M Kitani, and Yoichi Sato. Recognizing micro-actions and reactions from paired egocentric videos. In *Proceedings of the IEEE Conference on Computer Vision and Pattern Recognition*, pages 2629–2638, 2016. [3](#)
- [28] Honglu Zhou, Roberto Martín-Martín, Mubbasir Kapadia, Silvio Savarese, and Juan Carlos Niebles. Procedure-aware pretraining for instructional video understanding. In *Proceedings of the IEEE/CVF Conference on Computer Vision and Pattern Recognition*, pages 10727–10738, 2023. [3](#)

6. Other Results

6.1. Step Segmentation

Table 8 shows the step segmentation results on each task: cart assembly, chair assembly, GoPro battery replacement, and printer toner replacement.

Figure 8 visualizes the results of step segmentation on “chair assembly” and “Printer toner replacement” tasks.

6.2. Conversation-state classification

Table 9 shows the conversation-state classification results on each task: cart assembly, chair assembly, GoPro battery replacement, and printer toner replacement.

7. MLLM Prompt

7.1. Step Segmentation

Figure 9 shows the prompt used for procedural step segmentation.

7.2. Conversation-State Classification

Figure 10 shows the prompt used for conversation-state classification.

Table 8. Step segmentation results on each task.

(a) Cart assembly									
Model	Video	Audio	Text	F1@10	F1@25	F1@50	Edit	Acc.	
ASFormer	✓			68.6	62.9	57.1	53.1	91.6	
GPT-4o			✓	72.9	62.9	46.8	82.0	49.6	
Gemini-2.5-pro			✓	97.8	96.3	94.7	95.9	85.6	
Gemini-2.5-pro		✓		89.4	88.0	83.8	93.1	79.0	
Gemini-2.5-pro	✓			75.0	70.9	52.7	84.8	58.9	
Gemini-2.5-pro	✓	✓		84.4	83.0	70.6	86.3	72.5	
Gemini-2.5-pro	✓	✓	✓	99.3	97.9	97.9	98.8	88.1	
(b) Chair assembly									
Model	Video	Audio	Text	F1@10	F1@25	F1@50	Edit	Acc.	
ASFormer	✓			66.7	66.7	66.7	56.3	95.8	
GPT-4o			✓	64.0	54.5	38.3	69.5	51.3	
Gemini-2.5-pro			✓	80.7	70.7	56.7	67.5	77.3	
Gemini-2.5-pro		✓		80.4	75.0	53.6	71.5	75.1	
Gemini-2.5-pro	✓			71.8	55.3	30.6	60.8	64.2	
Gemini-2.5-pro	✓	✓		76.7	69.5	43.4	70.5	70.1	
Gemini-2.5-pro	✓	✓	✓	84.3	76.4	65.7	73.0	82.6	
(c) GoPro battery replacement									
Model	Video	Audio	Text	F1@10	F1@25	F1@50	Edit	Acc.	
ASFormer	✓			34.8	21.7	8.7	27.2	51.3	
GPT-4o			✓	98.3	98.3	90.0	100.0	82.0	
Gemini-2.5-pro			✓	98.5	98.5	93.7	97.1	87.4	
Gemini-2.5-pro		✓		97.8	97.8	86.4	96.1	79.4	
Gemini-2.5-pro	✓			91.8	85.1	71.5	86.7	73.3	
Gemini-2.5-pro	✓	✓		95.5	95.5	82.4	97.5	81.9	
Gemini-2.5-pro	✓	✓	✓	98.6	95.5	88.8	97.5	85.1	
(d) Printer toner replacement									
Model	Video	Audio	Text	F1@10	F1@25	F1@50	Edit	Acc.	
ASFormer	✓			50.0	50.0	35.0	33.5	79.1	
GPT-4o			✓	87.4	73.4	60.3	94.7	52.1	
Gemini-2.5-pro			✓	98.9	98.9	96.7	98.0	82.2	
Gemini-2.5-pro		✓		98.9	90.9	68.4	98.0	70.0	
Gemini-2.5-pro	✓			88.7	82.7	65.8	94.0	54.7	
Gemini-2.5-pro	✓	✓		100.0	98.0	92.0	100.0	83.4	
Gemini-2.5-pro	✓	✓	✓	100.0	100.0	90.0	100.0	85.5	

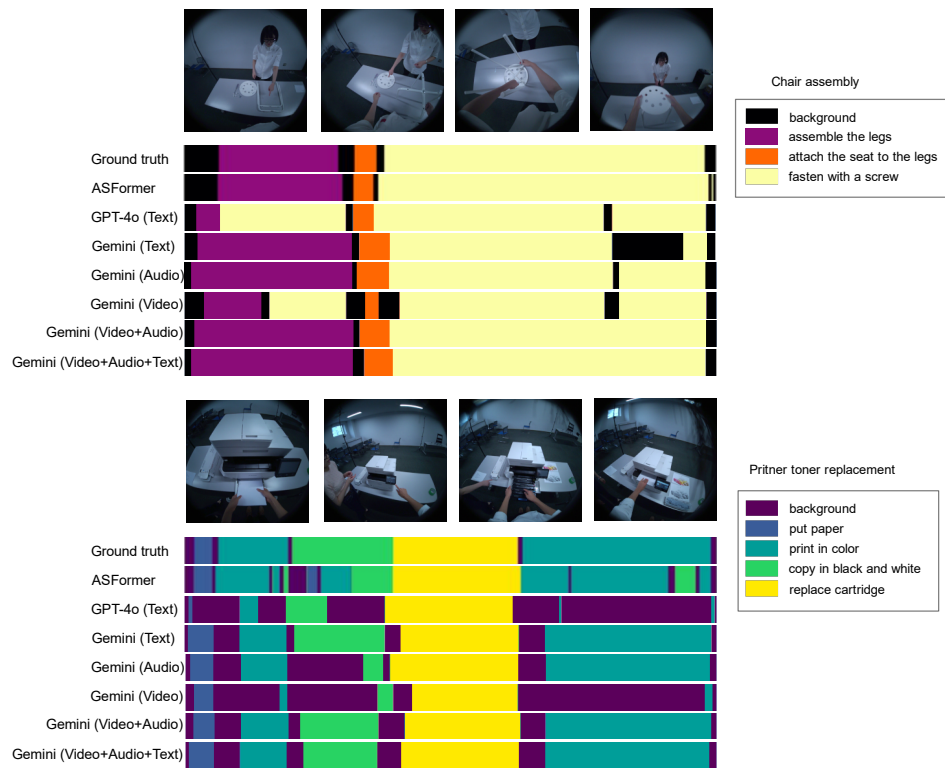


Figure 8. Examples of step segmentation results.

Table 9. Performance comparison of conversation type classification on each task.

(a) Cart assembly				
	Acc	Precision	Recall	F1 score
Without context				
BERT	0.69	0.72	0.69	0.69
GPT-4o	0.63	0.64	0.63	0.62
Gemini-2.5-pro	0.67	0.68	0.67	0.66
With context				
GPT-4o	0.70	0.74	0.70	0.68
Gemini-2.5-pro	0.77	0.80	0.77	0.76
(b) Chair assembly				
	Acc	Precision	Recall	F1 score
Without context				
BERT	0.70	0.68	0.70	0.66
GPT-4o	0.73	0.73	0.73	0.71
Gemini-2.5-pro	0.76	0.76	0.76	0.74
With context				
GPT-4o	0.81	0.82	0.81	0.79
Gemini-2.5-pro	0.87	0.89	0.87	0.87
(c) GoPro battery replacement				
	Acc	Precision	Recall	F1 score
Without context				
BERT	0.82	0.83	0.82	0.79
GPT-4o	0.73	0.75	0.73	0.72
Gemini-2.5-pro	0.75	0.75	0.75	0.73
With context				
GPT-4o	0.81	0.83	0.81	0.80
Gemini-2.5-pro	0.85	0.87	0.85	0.85
(d) Printer toner replacement				
	Acc	Precision	Recall	F1 score
Without context				
BERT	0.82	0.80	0.82	0.80
GPT-4o	0.79	0.79	0.79	0.78
Gemini-2.5-pro	0.78	0.78	0.78	0.77
With context				
GPT-4o	0.83	0.84	0.83	0.82
Gemini-2.5-pro	0.87	0.88	0.87	0.87

This is a video of an instructor teaching a student how to use or assemble something. You are an expert AI assistant specializing in analyzing and segmenting procedural tasks. Your goal is to segment the provided media into a sequence of high-level, distinct procedural steps.

Your Instructions:

- **Identify High-Level Tasks:** Analyze the user's actions and conversation to identify the major stages of the assembly process.
- **Use the Provided Labels:** You must use only the following labels for the segments: `assemble.two.sidebars`, `assemble.base.frame`, `attach.the.sidebar`, `attach.the.upper.tray`, `attach.the.middle.tray`, `attach.the.lower.tray`, `attach.the.four.wheels`, and `background`
- **Apply Segmentation Rules:**
 1. **Task Boundaries:** A task segment should start when the physical action of that task begins (e.g., picking up the relevant parts) and end when the action for that specific task is fully completed (e.g., all screws are tightened, a part is declared finished). You will be evaluated on how precise you predicted the boundaries. When multiple media are provided, prioritize video and visual information over text and audio.
 2. **background Label:** This is a special label. Use it for any period that is not a primary assembly task. This includes:
 - The initial opening remarks and greetings before the first action.
 - Transitions between major assembly steps where participants are pausing, discussing the next step, or reorienting themselves without actively manipulating the core parts of the current task.
 - The final closing remarks after the assembly is complete.
 3. Capture the most subtle nuances of the segment labels, and be sure that every single element of the label is fulfilled before assigning.

Output Format:

- The output must be a single JSON array of objects.
- Each object must have three keys: `"start"`, `"end"`, and `"text"`. Write time in seconds format to the second decimal (not in minutes+seconds format), and write the label in `"text"`
- The segmentation must be continuous, covering the entire duration of the transcript. The end time of one segment must be the start time of the next.

Analyze the following transcript and generate the JSON output based on these rules. Don't return anything other than the JSON output. Don't show `'''JSON` either.

Figure 9. Input prompt for procedural step segmentation.

```
You are a Japanese dialogue-act labeler. Each dialogue must be labeled exactly one
of:
1. opening remarks
2. instruction
3. additional instruction
4. question from learner
5. question from instructor
6. answer from learner
7. answer from instructor
8. correct the wrong action
9. positive feedback
10. closing remarks
11. others
Return only a valid JSON object in the format: {"id": 0, "label":
"predicted_label"}. Do not include any additional text, explanations, or code block
markers (e.g., ```json). If multiple categories seem possible, choose the one that
best fits the main function of the utterance. Use the following training data to
refine your predictions.
[label0]: [training.utterance.text0]
[label1]: [trainig.utterance.text1]
...
Now, predict the label for the following utterance:
id: 0, [test.utterance.text0]
id: 1, [test.utterance.text1]
...
```

Figure 10. Input prompt for conversation-state classification.