

# CUSTOMIZING VISUAL EMOTION EVALUATION FOR MLLMs: AN OPEN-VOCABULARY, MULTIFACETED, AND SCALABLE APPROACH

**Daiqing Wu<sup>1,4</sup> Dongbao Yang<sup>1</sup> Sicheng Zhao<sup>3</sup> Can Ma<sup>1</sup> Yu Zhou<sup>2</sup>**

<sup>1</sup>IIE, Chinese Academy of Sciences <sup>2</sup>Nankai University <sup>3</sup>Tsinghua University

<sup>4</sup>University of Chinese Academy of Sciences

wudaiqing@iie.ac.cn yzhou@nankai.edu.cn

## ABSTRACT

Recently, Multimodal Large Language Models (MLLMs) have achieved exceptional performance across diverse tasks, continually surpassing previous expectations regarding their capabilities. Nevertheless, their proficiency in perceiving emotions from images remains debated, with studies yielding divergent results in zero-shot scenarios. We argue that this inconsistency stems partly from constraints in existing evaluation methods, including the oversight of plausible responses, limited emotional taxonomies, neglect of contextual factors, and labor-intensive annotations. To facilitate customized visual emotion evaluation for MLLMs, we propose an Emotion Statement Judgment task that overcomes these constraints. Complementing this task, we devise an automated pipeline that efficiently constructs emotion-centric statements with minimal human effort. Through systematically evaluating prevailing MLLMs, our study showcases their stronger performance in emotion interpretation and context-based emotion judgment, while revealing relative limitations in comprehending perception subjectivity. When compared to humans, even top-performing MLLMs like GPT4o demonstrate remarkable performance gaps, underscoring key areas for future improvement. By developing a fundamental evaluation framework and conducting a comprehensive MLLM assessment, we hope this work contributes to advancing emotional intelligence in MLLMs. Project page: <https://github.com/wdqqdw/MVEI>.

## 1 INTRODUCTION

Perceiving emotional signals from visual stimuli is fundamental for humans to refine decision-making and build effective communication (Schutte et al., 2001), and modeling this capability has led to the emergence of Affective Image Content Analysis (AICA) as a key research direction (Zhao et al., 2022). Recently, the advent of Multimodal Large Language Models (MLLMs) has revolutionized image understanding tasks (Yang et al., 2023c). However, their competence in AICA remains contested. Divergent findings underscore a paradox: while some studies (Xie et al., 2024; Wu et al., 2025) demonstrate MLLMs’ limited emotion recognition performance, others successfully employ them as emotion annotators for data augmentation (Lian et al., 2025; Cheng et al., 2024). We attribute this discrepancy to the incompatibility of conventional emotion evaluation approaches with MLLMs.

Specifically, current evaluation approaches can be broadly categorized into emotion classification and emotion interpretation, as illustrated in Figure 1 (a,b). In emotion classification, models are required to assign the affective state of an input image to a predefined set of emotion categories. Most benchmarks (You et al., 2016; Yang et al., 2023a) provide a single label per image, while a few (Kosti et al., 2017; Wei et al., 2020) incorporate multiple labels. In contrast, emotion interpretation focuses on understanding the underlying causes of emotions in images. It encompasses two primary sub-tasks: explaining the causes of emotional states (Achlioptas et al., 2021; 2023) and identifying salient visual elements that contribute to emotional responses (Lin et al., 2025).

When applied to MLLMs, these methods reveal four primary limitations. *Firstly*, their adoption of fixed ground-truth answers for open-ended questions imposes structural constraints that exclude other plausible responses. Emotion perception is inherently subjective (Zhao et al., 2016), as the same image may evoke divergent reactions across individuals, and emotional states permit varied

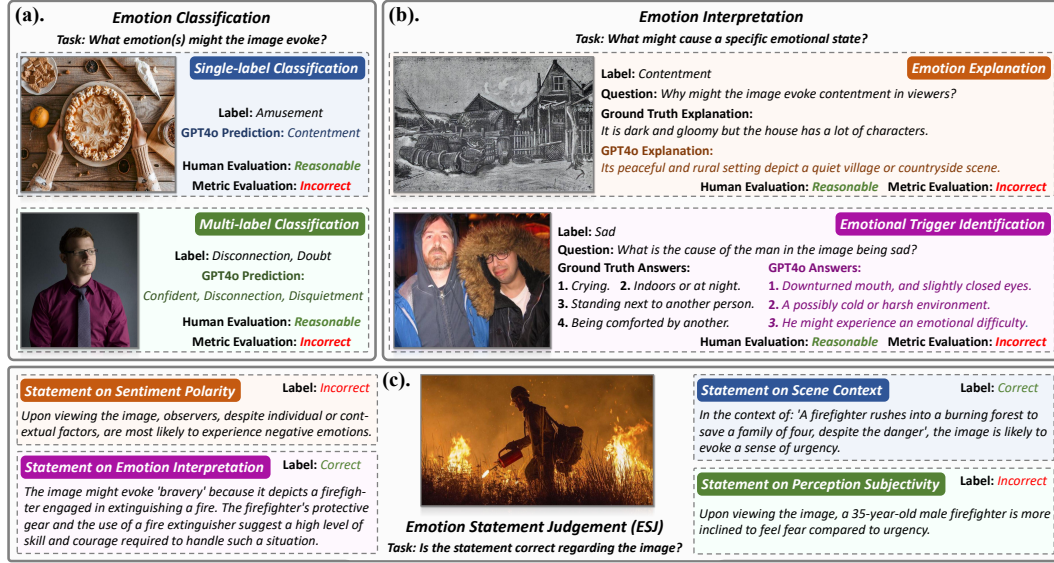


Figure 1: Comparison between current emotion evaluation approaches and the proposed ESJ.

interpretations. As demonstrated in Figure 1, responses generated by GPT4o (Hurst et al., 2024) that seem reasonable to humans are judged as inaccurate under rigid evaluation metrics. *Secondly*, they are mostly constructed upon emotion theories with limited emotional taxonomies. Popular emotion classification and interpretation benchmarks, such as FI (You et al., 2016) and Artemis (Achlioptas et al., 2021), comprise only eight emotion categories. Such taxonomic granularity fails to capture fine-grained affective variations between images. *Thirdly*, they focus solely on intrinsic image attributes while overlooking critical contextual dimensions. As recognized in established psychological literature, emotion perception can be influenced by extravisual factors (Barrett et al., 2011), including the scene context in which the image is set (Wieser & Brosch, 2012), as well as the viewer’s identity and personality (Hamann & Canli, 2004). *Fourthly*, they predominantly rely on majority voting mechanisms to ensure label reliability in crowdsourced annotations (Li et al., 2017), which is labor-intensive, particularly for fine-grained annotation tasks. EMOTIC (Kosti et al., 2017), for instance, requires coordination with 23,788 annotators. This operational burden severely constrains dataset scalability in magnitude and generalization capacity across image domains.

To facilitate customized visual emotion evaluations for MLLMs, we propose a dual-component solution for these limitations: the Emotion Statement Judgment (**ESJ**) task, complemented by the **INSETS** (**I**ntelligent **V**isual **E**motion **T**agger and **S**tatement **C**onstructor) pipeline for efficient annotation. In designing the framework, we emphasize evaluation precision over complexity to establish a reliable offline standard. With this aim, *ESJ reformulates visual emotion evaluation by requiring MLLMs to validate emotion-centric statements for a given image*. It effectively mitigates ambiguity in open-ended questions while being highly extensible for evaluation depth and diversity. In parallel, INSETS annotates images with multiple open-vocabulary emotion labels, significantly refining the emotional taxonomies. These labels are then utilized to construct multifaceted emotion-centric statements, covering both intrinsic image attributes and extrinsic contextual factors. Crucially, only minimal human intervention is required, ensuring a high scalability of the approach.

Leveraging INSETS, we automatically construct INSETS-462k, a large-scale annotated ESJ corpus. Building on it, we curate **MVEI** benchmark (**M**ultifaceted evaluation of **V**isual **E**motion **I**ntelligence) through careful human refinement. MVEI comprises 3,086 unique image–statement pairs designed to enable comprehensive evaluation of MLLMs. Grounded in established theories of affective cognition, it covers four complementary dimensions: sentiment polarity (Russell, 1980), emotion interpretation (Ekman & Friesen, 1971), scene context (Barrett et al., 2011), and perception subjectivity (Hamann & Canli, 2004). Systematic evaluation reveals that recent MLLMs exhibit considerable proficiency but still lag behind humans, particularly in discerning emotional polarity and interpreting perception subjectivity. Further explorations indicate that the former can likely be improved through targeted adaptation, whereas the latter is more tied to the models’ inherent properties, highlighting potential directions for future research. In summary, the contributions of this paper are threefold:

- We identify four major limitations in existing visual emotion evaluations for MLLMs and introduce the customized Emotion Statement Judgement task to address them.
- Complementing the ESJ task, we further develop the INSETS pipeline, offering a scalable approach to annotating images with open-vocabulary emotion labels and constructing multifaceted emotion-centric statements with minimal human effort.
- Building on INSETS annotations with human refinement, we curate the MVEI benchmark, followed by a systematic evaluation of recent MLLMs. Comprehensive results provide insights and foster further advancements in visual emotional intelligence.

## 2 RELATED WORKS

### 2.1 AICA BENCHMARKS

Psychological researchers conceptualize emotion representation through two principal frameworks: the Categorical Emotion Space (CES), which discretizes affective states into predefined taxonomies, and the Dimensional Emotion Space (DES), which maps emotions onto continuous coordinations. For simplicity and better interpretability, most benchmarks adopt emotion classification evaluations based on discrete CES emotion taxonomies. This category encompasses both early small-scale benchmarks, such as IAPSa (Mikels et al., 2005) and Abstract (Machajdik & Hanbury, 2010), as well as later larger-scale benchmarks like FI (You et al., 2016) and WebEmo (Panda et al., 2018). Over time, benchmarks with enriched metadata have also been developed. Notable examples include EMOTIC (Kosti et al., 2017), which integrates multiple emotion categories, VAD values (Schlosberg, 1954), and human-related bounding boxes, and EmoSet (Yang et al., 2023a), which employs describable emotion attributes that cover different levels of visual information.

Some other benchmarks adopt emotion interpretation evaluations by extending CES-based taxonomies with additional emotional explanations, such as Artemis (Achlioptas et al., 2021) and Affection (Achlioptas et al., 2023). EIBench (Lin et al., 2025) diverges slightly, shifting focus on identifying visual emotional triggers. Based on these benchmarks, numerous expert models (Xu et al., 2022; Jia & Yang, 2022; Feng et al., 2023) have been developed, demonstrating strong performance under the fine-tuning and testing paradigm. In contrast, MLLMs are commonly pre-trained on web-scale data, without explicitly aligning with benchmark-specific knowledge. This discrepancy introduces multiple constraints when applying conventional benchmarks to MLLMs, necessitating customized visual emotion evaluation approaches that account for their generalized knowledge structures.

### 2.2 EVALUATION OF MLLMS

Recent years have witnessed growing academic and industrial interest in MLLMs. Unlike specialized models, MLLMs demonstrate versatile competence across diverse tasks (Li & Lu, 2024), fueling expectations for their trajectory toward Artificial General Intelligence (Maruyama, 2020). To evaluate MLLMs, various benchmarks have been established, covering perception (Li et al., 2023b; Liu et al., 2023), reasoning (Nie et al., 2024; Zhang et al., 2019), ethics (Qian et al., 2024b; Guan et al., 2024), and specialized domains (Chen et al., 2024a; Qian et al., 2024a). Yet emotional intelligence remains conspicuously underexplored, particularly in the visual modality. In existing efforts, MM-BigBench (Yang et al., 2023b) simply aggregates mainstream image-text benchmarks; FABA-Bench (Li et al., 2024) focuses primarily on facial expressions and actions; and EmoBench-M (Hu et al., 2025) has not escaped from coarse-grained emotion taxonomy. To fill this gap, we propose the ESJ task and the MVEI benchmark, aiming to customize and advance visual emotion evaluation of MLLMs.

## 3 EMOTION STATEMENT JUDGEMENT

ESJ aims to evaluate the competence of MLLMs in perceiving emotions from visual content. In each trial, MLLMs receive an image and a paired emotion-centric statement. MLLMs are then tasked to judge whether the statement is accurate in relation to the image. To ensure both breadth and depth in evaluation, we draw inspiration from cognitive research (Shuman et al., 2017) and AICA surveys (Zhao et al., 2023), and design emotion-centric statements from four complementary dimensions: **1). *Sentiment Polarity Statements*** require MLLMs to decide sentiment polarities

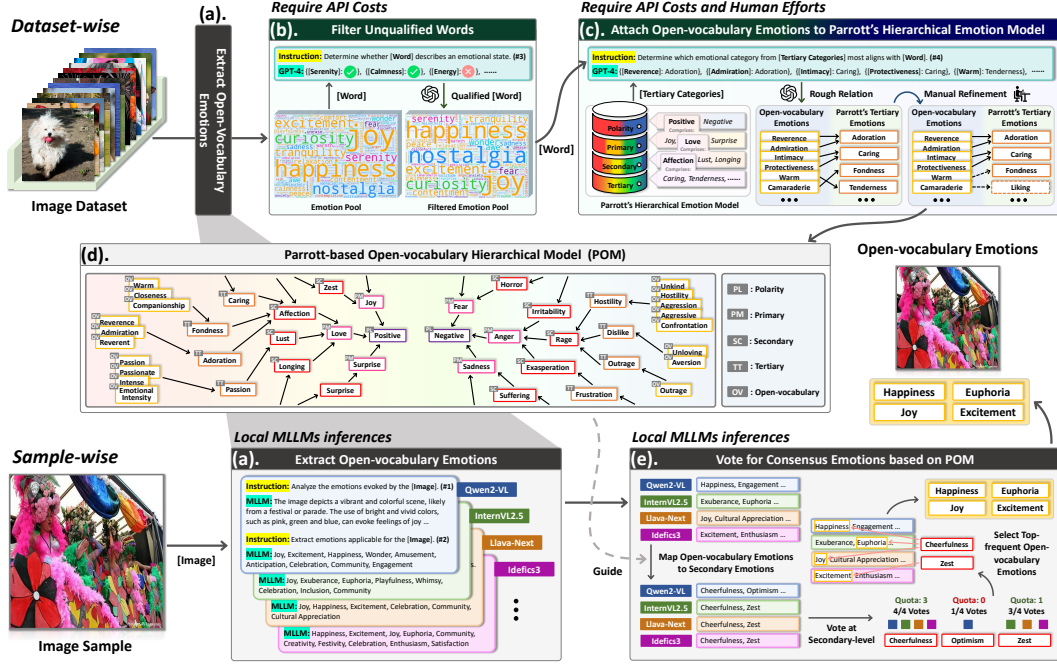


Figure 2: Illustration of the open-vocabulary emotion tagging stage. We first extract all potential open-vocabulary emotions from the image dataset (a) and then attach these emotions to a well-established emotion model (b,c). Through this model (d), we identify and select open-vocabulary emotions consistently recognized by multiple MLLMs as the labels of each image (e).

without any additional clues, aiming to assess MLLMs’ proficiency in directly identifying the basic emotional tone. **2). *Emotion Interpretation Statements*** ask MLLMs to verify the consistency between affective explanations and corresponding emotional states. They measure MLLMs’ affective reasoning capability given specific emotional triggers. **3). *Scene Context Statements*** probe MLLMs’ comprehension of the dynamic interplay between the potential scene context where the image takes place, and image-evoked emotional responses. **4). *Perception Subjectivity Statements*** task MLLMs to predict the personalized emotional responses under assumptions of specific viewer identities, examining whether MLLMs can recognize how subjectivity shapes emotional perceptions.

Collectively, these dimensions establish a holistic visual emotion evaluation framework for MLLMs. They cover both intrinsic image attributes emphasized in existing benchmarks and underexplored contextual factors critical for human emotional perception (Stemmler & Wacker, 2010).

## 4 ANNOTATION PIPELINE: INSETS

Complementing the ESJ task, we design an automated pipeline for constructing emotion-centric statements, termed **INSETS (INtelligent ViSual Emotion Tagger and Statement Constructor)**. It operates through two stages: open-vocabulary emotion tagging and emotion statement construction, both of which build upon the well-established Parrott’s Hierarchical emotion model (Parrott, 2001). This tree-structured taxonomy organizes emotions into 6 primary, 25 secondary, and 113 tertiary categories (Appendix D), where the primary level includes three positive emotions (joy, love, surprise) and three negative emotions (anger, fear, sadness). Secondary emotions elaborate these categories with greater diversity, while tertiary emotions refine them into more specific affective states.

### 4.1 OPEN-VOCABULARY EMOTION TAGGING

At this stage, INSETS aims to assign open-vocabulary emotion labels for images, laying a solid foundation for constructing meaningful emotion-centric statements, with its procedure depicted in Figure 2. According to Cheng et al. (2024), MLLMs demonstrate promising capabilities in generating emotional descriptions from visual content and extracting underlying emotions from these descriptions. However, challenges such as hallucinations (Bai et al., 2024), trustworthiness issues



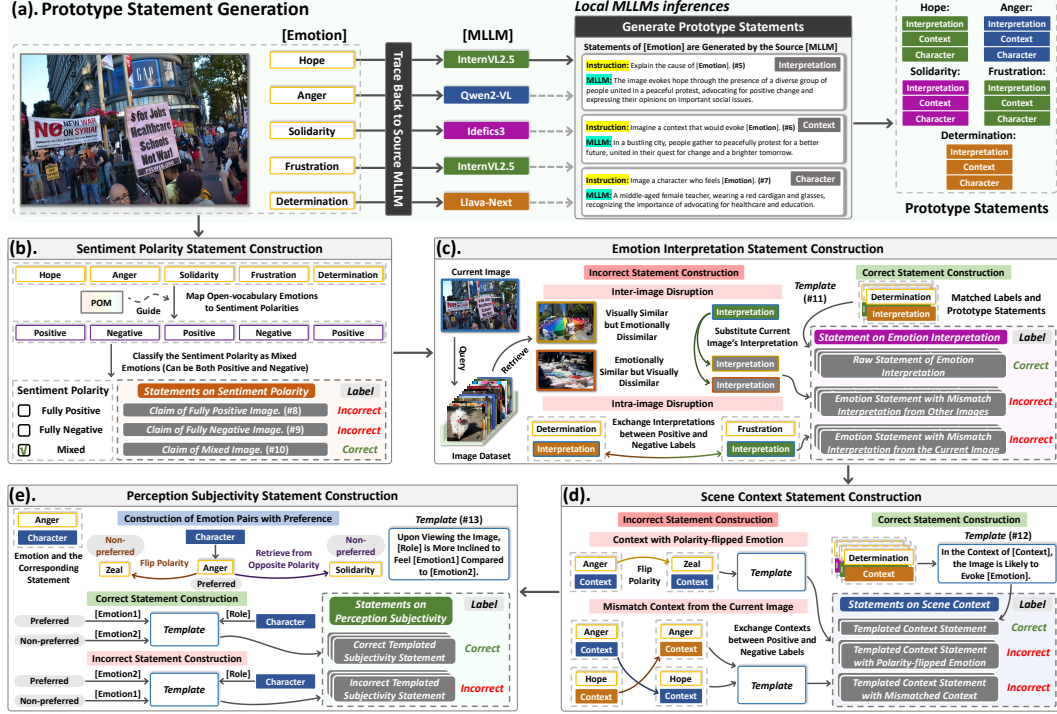


Figure 3: Illustration of the emotional statement construction stage. It begins with prototype statement generation (a) for each emotion label, which is distributed across multiple MLLMs. Then, based on the assigned emotion labels and the corresponding prototype statements, correct and incorrect emotion-centric statements are constructed from four dimensions: sentiment polarity (b), emotion interpretation (c), scene context (d), and perception subjectivity (e).

(Liu et al., 2024b), and inherent limitations in emotional perception can lead to inaccuracies in the extracted emotions. To enhance reliability, we devise an ensemble-based majority voting mechanism, aggregating outputs from multiple MLLMs to cross-validate and refine emotion label assignments.

Given an image sample, we first extract its potential open-vocabulary emotions from multiple MLLMs. MLLMs are prompted to analyze the emotions evoked by the image (with #1 prompt in Table 7, abbreviated as “#1” in the following) and then extract emotions applicable to the image (#2) [Figure 2 (a)]. This process is iteratively applied to all images in the dataset, aggregating potential emotions into an emotion pool. Next, we refine this pool by filtering out words unsuitable as emotion descriptors (#3), using GPT-4 (OpenAI, 2023) as the judge due to its superior linguistic emotional perception (Sabour et al., 2024) [b]. Once the filtered emotion pool is obtained, we attach the remaining emotions to Parrott’s hierarchical emotion model [c]. GPT-4 is prompted to categorize each open-vocabulary emotion into the closest tertiary emotion in Parrott’s model (#4), followed by manual refinement from a hired human expert. This process results in an extended version of Parrott’s model, which we refer to as the **Parrott-based Open-vocabulary Hierarchical Model (POM)** [d]. This unified framework enables multi-level tracing of affective states for each open-vocabulary emotion, facilitating more accurate and interpretable emotion tagging.

Subsequently, leveraging POM, the ensemble-based majority voting mechanism selects consensus open-vocabulary emotion labels for images [e]. Specifically, emotions extracted from multiple MLLMs are first mapped to secondary categories, where model voting allocates quotas. Within each category, candidate labels are ranked by frequency, and the top-ranked ones are selected accordingly. This procedure enhances the reliability of annotations while retaining open-vocabulary flexibility.

## 4.2 EMOTIONAL STATEMENT CONSTRUCTION

Building upon the assigned emotion labels, we construct automatically-annotated emotion-centric statements, as illustrated in Figure 3. The pipeline initiates with prototype statement generation [a]. For each emotion label, we trace it back to the MLLM that extracts it, prompting the MLLM to

Table 1: Statistics of the MLLMs employed in INSETS. For each MLLM, we report the number of parameters, the average extracted emotions per image, the number selected as emotion labels, and the proportion of prototype statements it generates.

MLLMs	#P (B)	Extracted Emotion	Selected Emotion	Generated Statement
LLaVa-1.6 (Liu et al., 2024a)	7.6	8.3	2.4	9.8%
Mantis (Jiang et al., 2024)	8.5	12.6	2.9	13.1%
mPLUG-Owl3 (Ye et al., 2024)	8.1	9.2	2.7	11.2%
Idefics3 (Laurençon et al., 2024)	8.5	10.0	2.9	12.5%
Phi-3.5-Vision (Abdin et al., 2024)	4.1	9.9	2.8	11.7%
Qwen2-VL (Wang et al., 2024)	8.3	8.8	2.7	10.9%
Llama-3.2-Vision (Dubey et al., 2024)	10.7	7.2	2.3	9.3%
Molmo (Deitke et al., 2024)	8.0	10.8	2.7	12.0%
InternVL2.5 (Chen et al., 2024b)	8.3	8.5	2.3	9.5%

Table 2: Statistics of INSETS-462k and MVEI.

INSETS-462k	
Number of Images	17,716
Number of Statements	462,369
Emotion Labels Per Image	4.9
Distinct Emotion Labels	751
Statements Per Image	26.1
Average Length of Statements	39.0
MVEI	
Number of Images	3,086
Number of Statements	3,086
Emotion Labels Per Image	5.2
Distinct Emotion Labels	424
Statements Per Image	1.0
Average Length of Statements	37.0

generate three prototype statements: **1).** *prototype interpretation* of the emotion by inquiring about the cause of the emotion (#5); **2).** *prototype context* that aligns with the emotion by requesting a background story (#6); and **3).** *prototype character* who would experience the emotion by questioning the possible identity of the viewer (#7). From the dataset perspective, the prototype generation is distributed across multiple MLLMs, ensuring diversity in the subsequent statement construction.

**Sentiment Polarity Statement Construction** [b]: We classify the sentiment polarity of each image into three mutually exclusive categories according to POM: **1).** *Fully Positive* when all labels reside in the positive spectrum; **2).** *Fully Negative* when all labels reside in the negative spectrum; **3).** *Mixed* when positive and negative labels both exist. Next, the ground truth correctness of three predefined statements on sentiment polarity (#8,9,10) is determined accordingly.

**Emotion Interpretation Statement Construction** [c]: Each statement is constructed by combining a prototype interpretation with an emotional state (#11). Matched labels and prototype statements are assigned as correct, while mismatched ones are considered incorrect. We design two disruption strategies for each image: **1).** *Inter-image disruption* retrieves two images from the dataset—one exhibiting visual similarity but emotional dissimilarity to test whether MLLMs can comprehend the affective gap (Hanjalic, 2006), the other demonstrating emotional similarity but visual dissimilarity to evaluate whether MLLMs can identify the emotional triggers in images—and substitute the current prototype interpretation using one of theirs. Visual similarity is measured by CLIP-score (Radford et al., 2021), and emotional similarity is decided by tertiary emotions in POM. **2).** *Intra-image disruption* exchanges interpretations between labels of contrasting polarity within the same image, probing whether MLLMs can establish precise causal linkages between triggers and specific emotions.

**Scene Context Statement Construction** [d]: Each statement is combined from a prototype context and an emotional conclusion (#12), where the construction of correct statements mirrors the previous case. For incorrect ones, we adopt two strategies: **1).** *a flip-polarity operation* that replaces the label with a tertiary emotion randomly sampled from the opposite spectrum in POM, and **2).** *swapping prototype contexts* between opposite-polarity labels within the same image.

**Perception Subjectivity Statement Construction** [e]: We combine a prototype character with their inclination toward one of two candidate emotions (#13) to form a statement. For each character, the preferred emotion corresponds to its label, while the non-preferred emotion is obtained either from opposite-polarity labels within the same image or via flip-polarity sampling. Correct statements adopt the canonical preference order, whereas incorrect ones are formed by reversing it.

#### 4.3 CONSTRUCTION OF INSETS-462K AND MVEI

Given the high quality of EmoSet (Yang et al., 2023a), we select 17,716 images from it as the image source for INSETS. We employ nine recent popular MLLMs with impressive performance (Contributors, 2023) for open-vocabulary emotion extraction and prototype statement generation. Their detailed participation is reported in Table 1. Observably, the final assigned emotion labels and prototype statements are evenly distributed across the MLLMs, ensuring diversity in the constructed data. In addition, a psychology postgraduate with formal training is hired to refine the attachment of open-vocabulary labels, which takes approximately 15 hours in total. Collectively, INSETS produces an automatically annotated ESJ corpus of 462K samples, namely INSETS-462k.

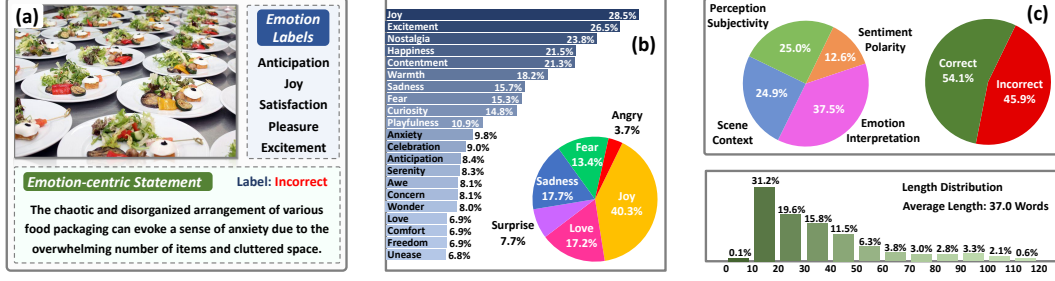


Figure 4: A closer gaze at MVEI. Illustrations of a sample (a), the distribution of emotion labels (b), and the distribution of emotion-centric statements (c).

Based on this corpus, we sample 3,164 distinct image-statement pairs for careful human refinement. Five graduate students, each provided with detailed task instructions, are recruited to assess the accuracy of automatically assigned annotations. The statistics of human refinement are presented in Table 3, where annotators achieve consistently high agreement across the four task dimensions. For each pair, the annotation is deemed correct if at least four annotators reach consensus (5/5 or 4/5), incorrect if consensus is in the opposite direction (1/5 or 0/5), and ambiguous otherwise (3/5 or 2/5).

Table 3: Statistics of the human refinement process.

MVEI	Sentiment Polarity	Emotion Interpretation	Scene Context	Perception Subjectivity	Total
Annotation Agreement (%)					
5/5	61.0	42.5	78.1	44.0	54.0
4/5	33.2	46.6	15.9	43.7	36.6
3/5	1.3	1.3	1.3	1.7	1.4
2/5	1.0	0.7	0.4	2.4	1.1
1/5	2.5	3.6	1.9	3.9	3.1
0/5	1.0	5.3	2.4	4.3	3.8
Kappa	0.68	0.51	0.81	0.52	0.61
Construction Accuracy (%)					
✓ Pairs	94.9	86.2	94.6	87.5	89.7
✗ Pairs	93.4	92.0	93.4	88.0	91.5

Overall, **90.6%** of the automated annotations are judged accurate—**89.7%** for correct statements and **91.5%** for incorrect statements—validating the high reliability of INSETS. After retaining correct labels, rectifying errors, and discarding ambiguous cases, we derive the final **MVEI** benchmark (**M**ultifaceted evaluation of **V**isual **E**motion **I**ntelligence). MVEI comprises 3,086 samples with over 400 distinct emotion labels, with detailed statistics provided in Table 2. Benefiting from the large-scale automatic construction of INSETS-462k, MVEI is far more labor-efficient than prior emotion evaluation benchmarks, requiring only about **100 person-hours** for the subsequent refinement.

## 5 ANALYSIS AND EVALUATION

### 5.1 DETAILS OF MVEI

To further characterize MVEI, we provide its fine-grained statistics in Figure 4. A sample is shown in Figure 4 (a), which includes five emotion labels and an emotion-centric statement. Figure 4 (b) illustrates the distribution of popular emotion labels, where the most frequent labels include Joy, Excitement, Nostalgia, Happiness, and Contentment. When mapped to the primary emotions in POM, Joy dominates (40.3%), followed by Sadness (17.7%), Love (17.2%), Fear (13.4%), Surprise (7.7%), and Anger (3.7%). This distribution reflects broad coverage of affective states. Finally, Figure 4 (c) presents statistics of the statements, showing a natural length distribution and a balanced spread across the four evaluation dimensions as well as correct/incorrect labels.

### 5.2 EVALUATION PREPARATIONS

To evaluate MLLMs with ESJ, each model is given an image-statement pair and prompted to judge its correctness. The prompt is formulated as: “Based on the provided image and emotional statement, please determine whether the statement aligns with the content of the image. If it does, respond with **Correct**. If it does not, respond with **Incorrect**.” Each image-statement pair is queried three times per model, and the most frequent response is selected as the final decision. Accuracy serves as the primary evaluation metric. As identified in prior work (Li et al., 2023d), some MLLMs may exhibit a strong bias toward either positive or negative responses, which may compromise accuracy-based

Table 4: Evaluation of popular MLLMs on MVEI. For fair comparison, we separate the MLLMs involved in constructing INSETS-462k (the upper part) and the others (the lower part). The highest values in each section are marked in **bold**, underline, and wavy underline, respectively.

MLLMs	#Param	Accuracy (%)				Total	Positive Ratio	Give-up Ratio
		Sentiment Polarity	Emotion Interpretation	Scene Context	Perception Subjectivity			
LLaVa-1.6 (Liu et al., 2024a)	7.6B	66.4	69.7	55.3	49.7	60.2	18.4	0
Mantis (Jiang et al., 2024)	8.5B	61.2	65.9	67.2	61.2	64.4	84.4	0.1
mPLUG-Owl3 (Ye et al., 2024)	8.1B	73.9	<u>79.3</u>	81.7	<b>75.0</b>	<b>78.1</b>	67.3	0
Idefics3 (Laurençon et al., 2024)	8.5B	<u>75.4</u>	<u>78.6</u>	75.5	62.6	73.4	49.5	0.2
Phi-3.5-Vision (Abdin et al., 2024)	4.1B	<u>74.7</u>	72.5	82.6	74.8	75.9	64.1	0
Qwen2-VL (Wang et al., 2024)	8.3B	70.7	75.0	<b>86.1</b>	<u>72.8</u>	<u>76.6</u>	65.7	0
Llama-3.2-Vision (Dubey et al., 2024)	10.7B	68.7	75.9	<u>85.2</u>	72.0	<u>76.3</u>	71.2	0.2
Molmo (Deitke et al., 2024)	8.0B	61.4	76.0	79.2	59.4	70.7	38.1	0
InternVL2.5 (Chen et al., 2024b)	8.3B	<b>75.7</b>	<b>80.2</b>	79.4	61.3	74.7	52.9	0.2
BLIP2 (Li et al., 2023c)	7.7B	51.1	52.8	55.4	52.5	53.2	96.8	2.5
InstructBLIP (Dai et al., 2023)	7.9B	29.8	40.5	33.9	37.8	36.8	43.8	37.5
Otter (Li et al., 2023a)	8.2B	32.6	21.4	32.1	27.2	27.0	9.9	52.1
DeepSeek-VL (Lu et al., 2024)	7.3B	<u>68.7</u>	70.8	81.1	<b>73.2</b>	73.7	73.1	0
Paligemma (Beyer et al., 2024)	2.9B	50.6	46.3	49.3	45.7	47.4	49.4	5.5
MiniCPM (Yao et al., 2024)	8.7B	<u>70.4</u>	78.4	81.9	<u>70.5</u>	<u>76.2</u>	66.0	0
Qwen2.5-VL (Team, 2025)	8.3B	63.2	<u>81.5</u>	<b>83.9</b>	66.3	<u>75.9</u>	45.9	0
GPT4o-mini (Hurst et al., 2024)	–	62.5	<u>80.0</u>	78.9	<u>71.8</u>	<u>75.4</u>	49.5	0
GPT4o (Hurst et al., 2024)	–	<b>72.5</b>	<b>84.3</b>	<u>81.6</u>	69.2	<b>78.3</b>	65.0	1.6

Table 5: Evaluation of humans on a 300-sample subset of MVEI. To ensure fairness, the results of partial leading MLLMs are also reported, adhering to the same partition as Table 4.

MLLMs	#Param	Accuracy (%)				Total	Positive Ratio	Give-up Ratio
		Sentiment Polarity	Emotion Interpretation	Scene Context	Perception Subjectivity			
mPLUG-Owl3 (Ye et al., 2024)	8.1B	<u>74.6</u>	<b>80.4</b>	82.9	<b>77.2</b>	<b>79.5</b>	67.3	0
Phi-3.5-Vision (Abdin et al., 2024)	4.1B	<u>75.4</u>	<u>72.9</u>	<b>83.9</b>	<u>73.3</u>	<u>76.1</u>	64.0	0
InternVL2.5 (Chen et al., 2024b)	8.1B	<b>77.2</b>	<u>79.5</u>	<u>79.3</u>	<u>63.2</u>	<u>75.1</u>	52.1	0
DeepSeek-VL (Lu et al., 2024)	7.3B	<u>70.2</u>	70.5	80.2	<b>73.7</b>	73.7	73.5	0
MiniCPM (Yao et al., 2024)	8.7B	<u>70.2</u>	78.9	82.4	<u>72.4</u>	<u>77.1</u>	65.4	0
Qwen2.5-VL (Team, 2025)	8.3B	<u>64.0</u>	<u>81.5</u>	<b>83.3</b>	68.0	<u>76.4</u>	47.4	0
GPT4o-mini (OpenAI, 2023)	–	<u>64.0</u>	<u>79.2</u>	77.5	<u>71.3</u>	74.9	49.8	0
GPT4o (OpenAI, 2023)	–	<b>73.7</b>	<b>84.5</b>	<u>81.2</u>	71.1	<b>79.0</b>	64.6	0.6
Human Average	–	92.3	90.1	95.3	89.6	91.6	53.4	0
Human Best	–	97.4	95.8	98.7	94.7	95.2	–	–

evaluation validity. To address this, we introduce two diagnostic metrics: *Positive Ratio* calculates the proportion of “Correct” among all responses; *Give-up Ratio* measures the proportion of cases where the MLLM fails to provide either judgment.

We evaluate a wide range of MLLMs on MVEI, including both open-source and closed-source ones. Besides the MLLMs employed in constructing INSETS-462k, we also incorporate: BLIP-2 (Li et al., 2023c), InstructBLIP (Dai et al., 2023), Otter (Li et al., 2023a), Deepseek-VL (Lu et al., 2024), Paligemma (Beyer et al., 2024), MiniCPM (Yao et al., 2024), Qwen2.5-VL (Team, 2025), GPT4o-mini, and GPT4o (Hurst et al., 2024).

### 5.3 RESULTS AND FINDINGS

**Comparison of MLLMs (Table 4):** Overall, recent MLLMs substantially outperform earlier ones, which often suffer from severe response biases or instruction-following failures. These results suggest that advancements in general visual tasks also benefit emotional perception. Among state-of-the-art MLLMs, their capabilities vary noticeably across different task dimensions, with no single MLLM achieving top performance in all categories. For instance, InternVL2.5 and GPT4o excel at recognizing basic emotional tones and performing affective reasoning, yet exhibit relative shortcomings in contextual and subjective emotion prediction. These results highlight the multifaceted challenges of visual emotion understanding and the need for continued targeted development.

**Comparison with Human Performance (Table 5):** We evaluate 25 human participants alongside leading MLLMs on a 300-sample subset of MVEI. The results show that humans achieve an average overall accuracy of 91.6%, substantially surpassing both open-source and proprietary MLLMs. The

Table 6: Evaluation of lightweight MLLMs adaptation techniques on MVEI.

Qwen2.5-VL (8.3B)	#Shots	Accuracy (%)				
		Sentiment Polarity	Emotion Interpretation	Scene Context	Perception Subjectivity	Total
Direct Inference	-	63.2	81.5	83.9	66.3	75.9
In-Context Learning: Random Retrieval	2	66.3 (+3.1)	81.6 (+0.1)	84.8 (+0.9)	66.5 (+0.2)	76.6 (+0.7)
In-Context Learning: Random Retrieval	4	68.8 (+5.6)	81.7 (+0.2)	85.0 (+1.1)	66.7 (+0.4)	77.1 (+1.2)
In-Context Learning: Random Retrieval	8	70.1 (+6.9)	81.7 (+0.2)	84.9 (+1.0)	67.0 (+0.7)	77.3 (+1.4)
LoRA Fine-Tuning (Hu et al., 2022)	-	78.6 (+15.4)	84.7 (+3.2)	86.3 (+2.4)	70.3 (+4.0)	82.0 (+5.4)
Full Parameter Fine-Tuning (Freeze Vision)	-	84.3 (+21.1)	84.8 (+3.3)	87.0 (+3.1)	71.1 (+4.8)	83.3 (+6.7)
GRPO (Shao et al., 2024)	-	83.2 (+20.0)	82.5 (+1.0)	86.5 (+2.6)	71.1 (+4.8)	82.0 (+5.4)

performance gap is most evident in determining sentiment polarity and understanding perception subjectivity. Given that MLLMs perform comparatively well in emotion interpretation, their limitations in polarity appear to stem from an overreliance on provided affective cues and difficulty in distinguishing boundaries between sentiment categories. In the case of perception subjectivity, the gap seems more fundamental, reflecting MLLMs’ limited proficiency to capture individual differences in emotional perception. Collectively, these findings suggest that current MLLMs **may not yet be sufficiently competent for LLM-as-a-judge applications in affective perception tasks**. They underscore the need for more rigorous benchmarking of foundational capabilities, while also pointing to considerable potential for future advancement.

**Influence of MLLM adaptations (Table 6):** To delve deeper into MLLMs’ emotional intelligence and shed light on the potential influence of model adaptation, we adapt Qwen2.5-VL using several popular techniques and evaluate their impact on MVEI. For in-context learning, demonstrations are randomly retrieved from the corresponding task dimensions of INSETS-462k, with overlapping MVEI samples excluded. For parameter-efficient fine-tuning, we apply LoRA (Hu et al., 2022) on a 10k-sample subset of INSETS-462k (excluding MVEI overlaps), using a learning rate of 1e-5 and LoRA rank of 16. The full-parameter fine-tuning is conducted on the same subset with an identical learning rate, during which the vision encoder is frozen. Finally, for GRPO (Shao et al., 2024), we train on the same subset with a learning rate of 1e-6 and perform 4 rollouts per query.

As shown in Table 6, all applied techniques consistently improve MLLM performance, demonstrating the benefits of both in-context learning and task-specific fine-tuning. The most pronounced gains occur in sentiment polarity, indicating that MLLMs possess the capability to capture overall emotional tone. Their previous deficiency is likely due to confusion between positive, negative, and mixed categories, and it can be effectively alleviated through few-shot demonstrations or lightweight fine-tuning. By contrast, perception subjectivity shows only modest improvement and remains the weakest dimension, reflecting a more fundamental challenge that may require subjectivity-oriented training objectives or specialized datasets. While targeted adaptation on INSETS-462k provides clear benefits, we view this work primarily as a foundational benchmark for advancing emotional intelligence in more general-purpose MLLMs. Rather than treating ESJ as a direct optimization target, we advocate its use as an evaluation metric and feedback signal to guide broader model development.

## 6 CONCLUSION

In this paper, we introduce the Emotion Statement Judgment task and the INSETS pipeline, which jointly address the incompatibility of conventional emotion evaluation approaches with MLLMs. Building on these components, we construct the MVEI benchmark and the large-scale INSETS-462K corpus in a labor-efficient manner, aiming to advance open-vocabulary, multifaceted, and scalable visual emotion evaluation in MLLMs. Grounded in psychological theory, MVEI evaluates four complementary dimensions of affective cognition: sentiment polarity, emotion interpretation, scene context, and perception subjectivity. Comprehensive experiments on MVEI reveal that, while current MLLMs demonstrate certain competence in interpreting basic emotions, contextual cues, and the associations between triggers and affective states, they still fall substantially short of human performance. In particular, their limitations are most evident in handling perception subjectivity, which remains a fundamental challenge even after targeted model adaptations. Taken together, this work establishes a foundation for advancing the study of emotional intelligence in MLLMs, aiming to foster future research in both MLLM development and AICA.

## 7 ETHICS STATEMENT

This study evaluates MLLMs in visual emotion perception through a new task, pipeline, and benchmark. While these contributions aim to advance research, several ethical considerations merit attention. First, since MLLMs are typically pre-trained on large-scale, publicly available but often uncurated datasets, they may inadvertently inherit biases or sensitive content that could also be reflected in the automatically constructed and unrefined INSETS-462K corpus. We therefore recommend that researchers employ the corpus with appropriate caution and awareness of potential dataset biases. Second, the next token prediction nature of MLLMs can occasionally yield inaccurate or misleading outputs, emphasizing the need to avoid uncritical reliance on such predictions in high-stakes or sensitive contexts.

All data used in this work are drawn from publicly available benchmarks, and no private information was collected or disclosed. By acknowledging these considerations, we aim to promote responsible use of our data, mitigate potential risks, and support its positive impact on future research.

## REFERENCES

- Marah I Abdin, Sam Ade Jacobs, Ammar Ahmad Awan, Jyoti Aneja, Ahmed Awadallah, and et al. Phi-3 technical report: A highly capable language model locally on your phone. *CoRR*, abs/2404.14219, 2024.
- Panos Achlioptas, Maks Ovsjanikov, Kilichbek Haydarov, Mohamed Elhoseiny, and Leonidas J. Guibas. Artemis: Affective language for visual art. In *CVPR*, pp. 11569–11579, 2021.
- Panos Achlioptas, Maks Ovsjanikov, Leonidas J. Guibas, and Sergey Tulyakov. Affection: Learning affective explanations for real-world visual data. In *CVPR*, pp. 6641–6651, 2023.
- Zeichen Bai, Pichao Wang, Tianjun Xiao, Tong He, Zongbo Han, Zheng Zhang, and Mike Zheng Shou. Hallucination of multimodal large language models: A survey. *CoRR*, abs/2404.18930, 2024.
- Lisa Feldman Barrett, Batja Mesquita, and Maria Gendron. Context in emotion perception. *Current Directions in Psychological Science*, 20(5):286–290, 2011.
- Lucas Beyer, Andreas Steiner, André Susano Pinto, Alexander Kolesnikov, Xiao Wang, and et al. Paligemma: A versatile 3b VLM for transfer. *CoRR*, abs/2407.07726, 2024.
- Pengcheng Chen, Jin Ye, Guoan Wang, Yanjun Li, Zhongying Deng, and et al. Gmai-mmbench: A comprehensive multimodal evaluation benchmark towards general medical AI. In *NeurIPS*, 2024a.
- Zhe Chen, Weiyun Wang, Yue Cao, Yangzhou Liu, Zhangwei Gao, and et al. Expanding performance boundaries of open-source multimodal models with model, data, and test-time scaling. *CoRR*, abs/2412.05271, 2024b.
- Zebang Cheng, Zhi-Qi Cheng, Jun-Yan He, Kai Wang, Yuxiang Lin, Zheng Lian, Xiaojiang Peng, and Alexander G. Hauptmann. Emotion-llama: Multimodal emotion recognition and reasoning with instruction tuning. In *NeurIPS*, 2024.
- OpenCompass Contributors. Opencompass: A universal evaluation platform for foundation models. <https://github.com/open-compass/opencompass>, 2023.
- Wenliang Dai, Junnan Li, Dongxu Li, Anthony Meng Huat Tiong, Junqi Zhao, and et al. Instructblip: Towards general-purpose vision-language models with instruction tuning. In *NeurIPS*, 2023.
- Matt Deitke, Christopher Clark, Sangho Lee, Rohun Tripathi, Yue Yang, and et al. Molmo and pixmo: Open weights and open data for state-of-the-art multimodal models. *CoRR*, abs/2409.17146, 2024.
- Abhimanyu Dubey, Abhinav Jauhri, Abhinav Pandey, Abhishek Kadian, Ahmad Al-Dahle, and et al. The llama 3 herd of models. *CoRR*, abs/2407.21783, 2024.
- Paul Ekman and Wallace V Friesen. Constants across cultures in the face and emotion. *Journal of Personality and Social Psychology*, 17(2):124, 1971.



- Tinglei Feng, Jiaxuan Liu, and Jufeng Yang. Probing sentiment-oriented pretraining inspired by human sentiment perception mechanism. In *CVPR*, pp. 2850–2860, 2023.
- Tianrui Guan, Fuxiao Liu, Xiyang Wu, Ruiqi Xian, Zongxia Li, and et al. Hallusionbench: An advanced diagnostic suite for entangled language hallucination and visual illusion in large vision-language models. In *CVPR*, pp. 14375–14385, 2024.
- Stephan Hamann and Turhan Canli. Individual differences in emotion processing. *Current opinion in neurobiology*, 14(2):233–238, 2004.
- Alan Hanjalic. Extracting moods from pictures and sounds: Towards truly personalized tv. *IEEE Signal Processing Magazine*, 23(2):90–100, 2006.
- Edward J Hu, Yelong Shen, Phillip Wallis, Zeyuan Allen-Zhu, Yuanzhi Li, Shean Wang, Lu Wang, Weizhu Chen, et al. Lora: Low-rank adaptation of large language models. *ICLR*, 1(2):3, 2022.
- He Hu, Yucheng Zhou, Lianzhong You, Hongbo Xu, Qianning Wang, Zheng Lian, Fei Richard Yu, Fei Ma, and Laizhong Cui. Emobench-m: Benchmarking emotional intelligence for multimodal large language models. *arXiv preprint arXiv:2502.04424*, 2025.
- Aaron Hurst, Adam Lerer, Adam P Goucher, Adam Perelman, Aditya Ramesh, Aidan Clark, AJ Ostrow, Akila Welihinda, Alan Hayes, Alec Radford, et al. Gpt-4o system card. *arXiv preprint arXiv:2410.21276*, 2024.
- Guoli Jia and Jufeng Yang. S<sup>2</sup>-ver: Semi-supervised visual emotion recognition. In *ECCV*, volume 13697 of *Lecture Notes in Computer Science*, pp. 493–509, 2022.
- Dongfu Jiang, Xuan He, Huaye Zeng, Cong Wei, Max Ku, Qian Liu, and Wenhui Chen. MANTIS: interleaved multi-image instruction tuning. *CoRR*, abs/2405.01483, 2024.
- Ronak Kosti, José M. Álvarez, Adrià Recasens, and Àgata Lapedriza. EMOTIC: emotions in context dataset. In *CVPR Workshops*, pp. 2309–2317, 2017.
- Hugo Laurençon, Andrés Marafioti, Victor Sanh, and Léo Tronchon. Building and better understanding vision-language models: Insights and future directions. *CoRR*, abs/2408.12637, 2024.
- Bo Li, Yuanhan Zhang, Liangyu Chen, Jinghao Wang, Jingkang Yang, and Ziwei Liu. Otter: A multi-modal model with in-context instruction tuning. *CoRR*, abs/2305.03726, 2023a.
- Bohao Li, Rui Wang, Guangzhi Wang, Yuying Ge, Yixiao Ge, and Ying Shan. Seed-bench: Benchmarking multimodal llms with generative comprehension. *CoRR*, abs/2307.16125, 2023b.
- Jian Li and Weiheng Lu. A survey on benchmarks of multimodal large language models. *CoRR*, abs/2408.08632, 2024.
- Junnan Li, Dongxu Li, Silvio Savarese, and Steven C. H. Hoi. BLIP-2: bootstrapping language-image pre-training with frozen image encoders and large language models. In *ICML*, volume 202 of *Proceedings of Machine Learning Research*, pp. 19730–19742, 2023c.
- Shan Li, Weihong Deng, and Junping Du. Reliable crowdsourcing and deep locality-preserving learning for expression recognition in the wild. In *CVPR*, pp. 2584–2593, 2017.
- Yifan Li, Yifan Du, Kun Zhou, Jinpeng Wang, Wayne Xin Zhao, and Ji-Rong Wen. Evaluating object hallucination in large vision-language models. In *EMNLP*, pp. 292–305, 2023d.
- Yifan Li, Anh Dao, Wentao Bao, Zhen Tan, Tianlong Chen, Huan Liu, and Yu Kong. Facial affective behavior analysis with instruction tuning. In *ECCV*, volume 15076 of *Lecture Notes in Computer Science*, pp. 165–186, 2024.
- Zheng Lian, Haoyu Chen, Lan Chen, Haiyang Sun, Licai Sun, Yong Ren, Zebang Cheng, Bin Liu, Rui Liu, Xiaojiang Peng, et al. Affectgpt: A new dataset, model, and benchmark for emotion understanding with multimodal large language models. In *ICML*, 2025.

- Yuxiang Lin, Jingdong Sun, Zhi-Qi Cheng, Jue Wang, Haomin Liang, Zebang Cheng, Yifei Dong, Jun-Yan He, Xiaojiang Peng, and Xian-Sheng Hua. Why we feel: Breaking boundaries in emotional reasoning with multimodal large language models. In *CVPR Workshops*, pp. 5205–5215, June 2025.
- Haotian Liu, Chunyuan Li, Qingyang Wu, and Yong Jae Lee. Visual instruction tuning. In *NeurIPS*, 2023.
- Haotian Liu, Chunyuan Li, Yuheng Li, and Yong Jae Lee. Improved baselines with visual instruction tuning. In *CVPR*, pp. 26286–26296, 2024a.
- Xin Liu, Yichen Zhu, Jindong Gu, Yunshi Lan, Chao Yang, and Yu Qiao. Mm-safetybench: A benchmark for safety evaluation of multimodal large language models. In *ECCV*, volume 15114 of *Lecture Notes in Computer Science*, pp. 386–403, 2024b.
- Haoyu Lu, Wen Liu, Bo Zhang, Bingxuan Wang, Kai Dong, and et al. Deepseek-vl: Towards real-world vision-language understanding. *CoRR*, abs/2403.05525, 2024.
- Jana Machajdik and Allan Hanbury. Affective image classification using features inspired by psychology and art theory. In *MM*, pp. 83–92, 2010.
- Yoshihiro Maruyama. The conditions of artificial general intelligence: Logic, autonomy, resilience, integrity, morality, emotion, embodiment, and embeddedness. In *AGI*, volume 12177 of *Lecture Notes in Computer Science*, pp. 242–251, 2020.
- Joseph A Mikels, Barbara L Fredrickson, Gregory R Larkin, Casey M Lindberg, Sam J Maglio, and Patricia A Reuter-Lorenz. Emotional category data on images from the international affective picture system. *Behavior Research Methods*, 37:626–630, 2005.
- Jiahao Nie, Gongjie Zhang, Wenbin An, Yap-Peng Tan, Alex C. Kot, and Shijian Lu. Mmrel: A relation understanding dataset and benchmark in the MLLM era. *CoRR*, abs/2406.09121, 2024.
- OpenAI. GPT-4 technical report. *CoRR*, abs/2303.08774, 2023.
- Rameswar Panda, Jianming Zhang, Haoxiang Li, Joon-Young Lee, Xin Lu, and Amit K. Roy-Chowdhury. Contemplating visual emotions: Understanding and overcoming dataset bias. In *ECCV*, volume 11206, pp. 594–612, 2018.
- W Gerrod Parrott. *Emotions in Social Psychology: Essential Readings*. Psychology Press, 2001.
- Tianwen Qian, Jingjing Chen, Linhai Zhuo, Yang Jiao, and Yu-Gang Jiang. Nuscenes-qa: A multi-modal visual question answering benchmark for autonomous driving scenario. In *AAAI*, pp. 4542–4550, 2024a.
- Yusu Qian, Haotian Zhang, Yinfei Yang, and Zhe Gan. How easy is it to fool your multimodal llms? an empirical analysis on deceptive prompts. *CoRR*, abs/2402.13220, 2024b.
- Alec Radford, Jong Wook Kim, Chris Hallacy, Aditya Ramesh, Gabriel Goh, and et. al. Learning transferable visual models from natural language supervision. In *ICML*, volume 139 of *Proceedings of Machine Learning Research*, pp. 8748–8763, 2021.
- James A Russell. A circumplex model of affect. *Journal of Personality and Social Psychology*, 39(6): 1161, 1980.
- Sahand Sabour, Siyang Liu, Zheyuan Zhang, June M. Liu, Jinfeng Zhou, and et al. Emobench: Evaluating the emotional intelligence of large language models. In *ACL*, pp. 5986–6004, 2024.
- Harold Schlosberg. Three dimensions of emotion. *Psychological review*, 61(2):81, 1954.
- Nicola S Schutte, John M Malouff, Chad Bobik, Tracie D Coston, Cyndy Greeson, Christina Jedlicka, Emily Rhodes, and Greta Wendorf. Emotional intelligence and interpersonal relations. *The Journal of Social Psychology*, 141(4):523–536, 2001.

- Zhihong Shao, Peiyi Wang, Qihao Zhu, Runxin Xu, Junxiao Song, Xiao Bi, Haowei Zhang, Mingchuan Zhang, YK Li, Yang Wu, et al. Deepseekmath: Pushing the limits of mathematical reasoning in open language models. *arXiv preprint arXiv:2402.03300*, 2024.
- Vera Shuman, Elizabeth Clark-Polner, Ben Meuleman, David Sander, and Klaus R Scherer. Emotion perception from a componential perspective. *Cognition and Emotion*, 31(1):47–56, 2017.
- Gerhard Stemmler and Jan Wacker. Personality, emotion, and individual differences in physiological responses. *Biological psychology*, 84(3):541–551, 2010.
- Qwen Team. Qwen2.5-vl. <https://qwenlm.github.io/blog/qwen2.5-vl/>, 2025.
- Peng Wang, Shuai Bai, Sinan Tan, Shijie Wang, Zhihao Fan, and et al. Qwen2-vl: Enhancing vision-language model’s perception of the world at any resolution. *CoRR*, abs/2409.12191, 2024.
- Zijun Wei, Jianming Zhang, Zhe Lin, Joon-Young Lee, Niranjan Balasubramanian, Minh Hoai, and Dimitris Samaras. Learning visual emotion representations from web data. In *CVPR*, pp. 13106–13115, 2020.
- Matthias J Wieser and Tobias Brosch. Faces in context: A review and systematization of contextual influences on affective face processing. *Frontiers in psychology*, 3:471, 2012.
- Daiqing Wu, Dongbao Yang, Sicheng Zhao, Can Ma, and Yu Zhou. An empirical study on configuring in-context learning demonstrations for unleashing mllms’ sentimental perception capability. In *ICML*, 2025.
- Hongxia Xie, Chu-Jun Peng, Yu-Wen Tseng, Hung-Jen Chen, Chan-Feng Hsu, Hong-Han Shuai, and Wen-Huang Cheng. Emovit: Revolutionizing emotion insights with visual instruction tuning. In *CVPR*, pp. 26586–26595, 2024.
- Liwen Xu, Zhengtao Wang, Bin Wu, and Simon Lui. MDAN: multi-level dependent attention network for visual emotion analysis. In *CVPR*, pp. 9469–9478. IEEE, 2022.
- Jingyuan Yang, Qirui Huang, Tingting Ding, Dani Lischinski, Daniel Cohen-Or, and Hui Huang. Emoset: A large-scale visual emotion dataset with rich attributes. In *ICCV*, pp. 20326–20337, 2023a.
- Xiaocui Yang, Wenfang Wu, Shi Feng, Ming Wang, Daling Wang, and et al. Mm-bigbench: Evaluating multimodal models on multimodal content comprehension tasks, 2023b.
- Zhengyuan Yang, Linjie Li, Kevin Lin, Jianfeng Wang, Chung-Ching Lin, Zicheng Liu, and Lijuan Wang. The dawn of lmms: Preliminary explorations with gpt-4v(ision). *CoRR*, abs/2309.17421, 2023c.
- Yuan Yao, Tianyu Yu, Ao Zhang, Chongyi Wang, Junbo Cui, and et al. Minicpm-v: A GPT-4V level MLLM on your phone. *CoRR*, abs/2408.01800, 2024.
- Jiabo Ye, Haiyang Xu, Haowei Liu, Anwen Hu, Ming Yan, and et al. mplug-owl3: Towards long image-sequence understanding in multi-modal large language models. *CoRR*, abs/2408.04840, 2024.
- Quanzeng You, Jiebo Luo, Hailin Jin, and Jianchao Yang. Building a large scale dataset for image emotion recognition: The fine print and the benchmark. In *AAAI*, pp. 308–314, 2016.
- Chi Zhang, Feng Gao, Baoxiong Jia, Yixin Zhu, and Song-Chun Zhu. RAVEN: A dataset for relational and analogical visual reasoning. In *CVPR*, pp. 5317–5327, 2019.
- Sicheng Zhao, Hongxun Yao, Yue Gao, Rongrong Ji, Wenlong Xie, Xiaolei Jiang, and Tat-Seng Chua. Predicting personalized emotion perceptions of social images. In *MM*, pp. 1385–1394, 2016.
- Sicheng Zhao, Xingxu Yao, Jufeng Yang, Guoli Jia, Guiguang Ding, Tat-Seng Chua, Björn W. Schuller, and Kurt Keutzer. Affective image content analysis: Two decades review and new perspectives. *Trans. Pattern Anal. Mach. Intell.*, 44(10):6729–6751, 2022.
- Sicheng Zhao, Xiaopeng Hong, Jufeng Yang, Yanyan Zhao, and Guiguang Ding. Toward label-efficient emotion and sentiment analysis. *Proceedings of the IEEE*, 111(10):1159–1197, 2023.

## A LIMITATIONS

Several limitations in this work can be further improved. *First*, our evaluation primarily focuses on MLLMs with parameters under 10B due to computational constraints imposed by hardware. Although this covers practical deployment scenarios, it excludes larger-scale open-source MLLMs that may exhibit superior visual emotion perception capabilities. *Second*, the current implementation is limited to monolingual evaluation. Yet we highlight that adapting INSETS for multilingual construction would require relatively limited engineering effort, primarily involving adjustments in MLLM selection, prompt design, and template configuration. Moreover, while we explored lightweight model adaptations, more nuanced or advanced strategies remained underexplored.

## B LLM USAGE

This paper employs (M)LLMs for prompt engineering and data annotation. Additionally, they are also used during manuscript writing, mainly for grammar checking and refinement.

## C PROMPTS AND STATEMENT TEMPLATES

The prompts and statement templates used in the INSETS pipeline are presented in Table 7.

Table 7: Prompts and statement templates employed in the INSETS pipeline.

	Prompts and Statement Templates
#1	You are an Emotional Perception Expert. Please analyze the emotions that might be evoked by the given image. Your analysis should explore a wide range of visual attributes, such as brightness, colorfulness, depicted scenes, objects, human actions, and facial expressions. Additionally, provide detailed explanations linking these attributes to the emotions they may trigger. If applicable, discuss any potential cultural or psychological factors influencing these emotional responses.
#2	You are an Emotional Perception Expert. Your task is to extract all applicable emotions as comprehensively as possible based on the image description. Focus on distinct emotions such as happiness, sadness, fear, anger, etc. Keep the list concise, with a maximum of 10 distinct emotions.
#3	You are tasked with determining whether the word “[word]” describes a specific emotional state. An emotional state is a psychological condition involving feelings and reactions triggered by internal or external events. Respond with “Yes” if the word aligns with this definition, or “No” otherwise. The output format should be {“word”: “response”}.
#4	You are tasked with assigning the word “[word]” to the most closely related emotional category from the following 115 predefined options: “[categories]”. Consider broader semantic connections and possible emotional nuances when making your judgment. If the word cannot reasonably fit any category, respond with “not applicable”. Do not create or assign new categories outside of the provided list. Do not provide any explanations or reasons for your choice. The output format should be {“word”: “response”}.
#5	Briefly explain why this image might evoke “[emotion]” in viewers, without mentioning any other emotions.
#6	Imagine a background story for the image that would evoke a sense of “[emotion]” in viewers. Respond in one sentence. Do not mention the content in the image.
#7	Imagine a character who would feel “[emotion]” when viewing this image. Include details such as their age, gender, profession, and other relevant traits. Describe the character in one concise sentence without further explanation.
#8	Upon viewing this image, observers, despite various individual or contextual factors, are most likely to experience positive emotions.
#9	Upon viewing this image, observers, despite various individual or contextual factors, are most likely to experience negative emotions.
#10	Upon viewing this image, observers are equally likely to experience either positive or negative emotions, depending on individual or contextual factors.
#11	Therefore, the image might evoke “[emotion]” in viewers.
#12	In the context of: “[context]”, the image is likely to evoke a sense of “[emotion]”.
#13	Upon viewing the image, “[role]” is more inclined to feel “[emotion1]” compared to “[emotion2]”.

## D DETAILS OF PARROTT’S HIERARCHICAL MODEL

We present the complete emotion taxonomy of Parrott’s hierarchical model in Table 8.

Table 8: Emotion taxonomy of Parrott’s hierarchical model.

Primary Emotion	Secondary Emotion	Tertiary Emotion
Love	Affection	Adoration, Fondness, Liking, Attraction, Caring, Tenderness, Compassion, Sentimentality
	Lust	Desire, Passion, Infatuation
	Longing	Longing
Joy	Cheerfulness	Amusement, Bliss, Gaiety, Glee, Jolliness, Joviality, Joy, Delight, Enjoyment, Gladness, Happiness, Jubilation, Elation, Satisfaction, Ecstasy, Euphoria
	Zest	Enthusiasm, Zeal, Excitement, Thrill, Exhilaration
	Contentment	Pleasure
	Pride	Triumph
	Optimism	Eagerness, Hope
	Enthrallment	Enthrallment, Rapture
	Relief	Relief
Surprise	Surprise	Amazement, Astonishment
Anger	Irritability	Aggravation, Agitation, Annoyance, Grouchy, Grumpy, Crosspatch
	Exasperation	Frustration
	Rage	Anger, Outrage, Fury, Wrath, Hostility, Ferocity, Bitterness, Hatred, Scorn, Spite, Vengefulness, Dislike, Resentment
	Disgust	Revulsion, Contempt, Loathing
	Envy	Jealousy
	Torment	Torment
Sadness	Suffering	Agony, Anguish, Hurt
	Sadness	Depression, Despair, Gloom, Glumness, Unhappiness, Grief, Sorrow, Woe, Misery, Melancholy
	Disappointment	Dismay, Displeasure
	Shame	Guilt, Regret, Remorse
	Neglect	Alienation, Defeatism, Dejection, Embarrassment, Homesickness, Humiliation, Insecurity, Insult, Isolation, Loneliness, Rejection
	Sympathy	Pity, Pity, Sympathy
Fear	Horror	Alarm, Shock, Fear, Fright, Horror, Terror, Panic, Hysteria, Mortification
	Nervousness	Anxiety, Suspense, Uneasiness, Apprehension, Worry, Distress, Dread

## E VISUALIZATION OF MVEI

More samples from MVEI are visualized in Figure 5, Figure 6, Figure 7, Figure 8, Figure 9, Figure 10, Figure 11, Figure 12.

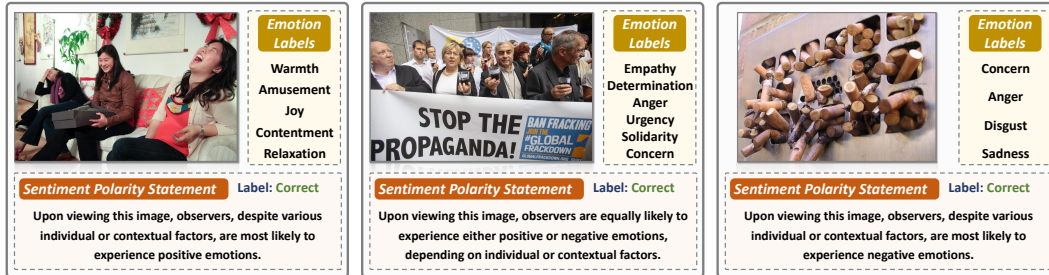


Figure 5: Correct sentiment polarity statements.

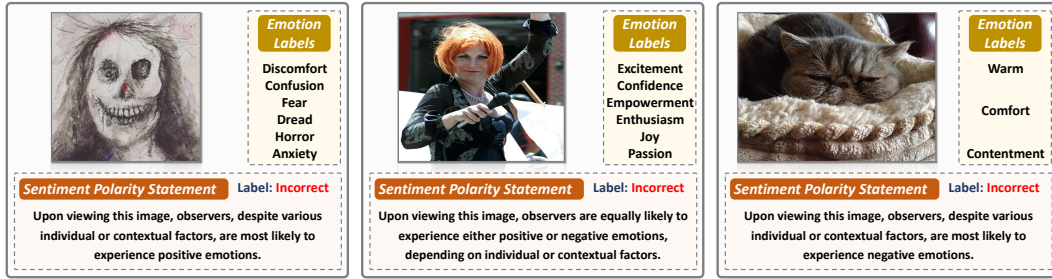


Figure 6: Incorrect sentiment polarity statements.

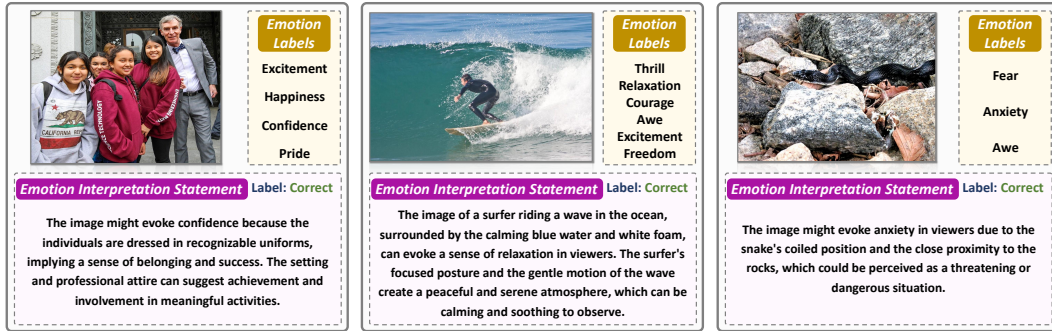


Figure 7: Correct emotion interpretation statements.



Figure 8: Incorrect emotion interpretation statements.

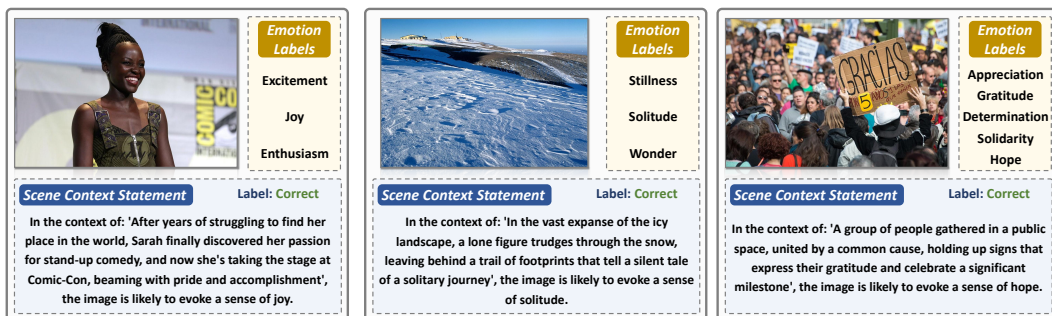


Figure 9: Correct scene context statements.



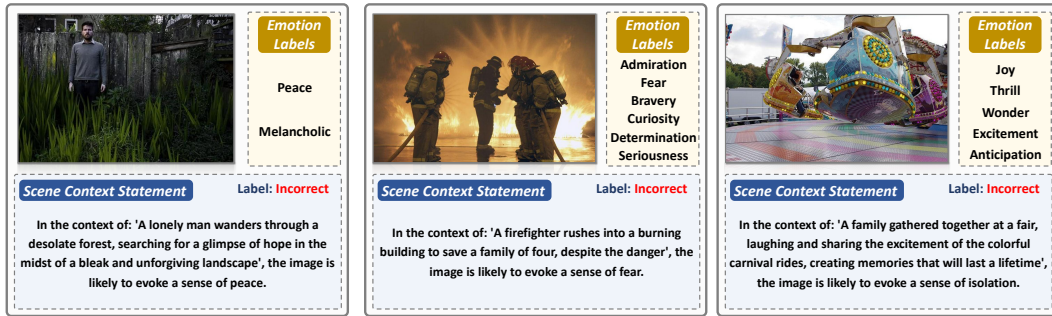


Figure 10: Incorrect scene context statements.



Figure 11: Correct perception subjectivity statements.

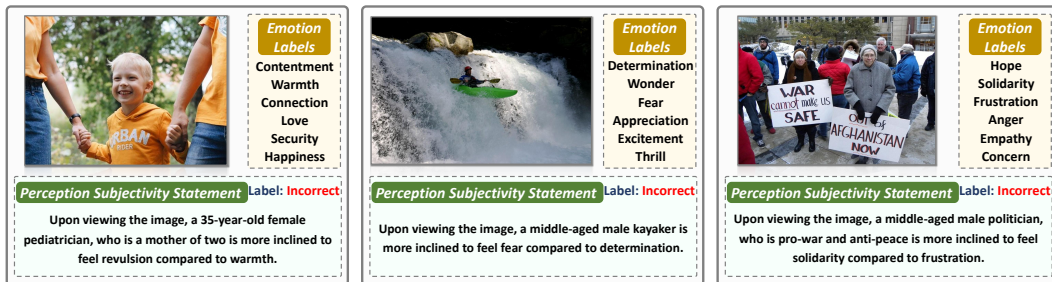


Figure 12: Incorrect perception subjectivity statements.

## F LINKS OF MLLMS

We provide the links to the model cards of the MLLMs we evaluated in the experiments.

**LLaVa-1.6** Liu et al. (2024a)

<https://huggingface.co/llava-hf/llava-v1.6-mistral-7b-hf>

**Mantis** Jiang et al. (2024)

<https://huggingface.co/TIGER-Lab/Mantis-8B-siglip-llama3>

**mPLUG-Owl3** Ye et al. (2024)

<https://huggingface.co/mPLUG/mPLUG-Owl3-7B-241101>

**Idefics3** Laurençon et al. (2024)

<https://huggingface.co/HuggingFaceM4/Idefics3-8B-Llama3>

**Phi-3.5-Vision** Abdin et al. (2024)

<https://huggingface.co/microsoft/Phi-3.5-vision-instruct>

**Qwen2-VL** Wang et al. (2024)

<https://huggingface.co/Qwen/Qwen2-VL-7B-Instruct>

**Llama-3.2-Vision** Dubey et al. (2024)

<https://huggingface.co/meta-llama/Llama-3.2-11B-Vision-Instruct>

**Molmo** Deitke et al. (2024)

<https://huggingface.co/allenai/Molmo-7B-D-0924>

**InternVL2.5** Chen et al. (2024b)

[https://huggingface.co/OpenGVLab/InternVL2\\_5-8B](https://huggingface.co/OpenGVLab/InternVL2_5-8B)

**BLIP2** Li et al. (2023c)

<https://huggingface.co/Salesforce/blip2-opt-6.7b-coco>

**InstructBLIP** Dai et al. (2023)

<https://huggingface.co/Salesforce/instructblip-vicuna-7b>

**Otter** Li et al. (2023a)

<https://huggingface.co/luodian/OTTER-Image-LLaMA7B-LA-InContext>

**DeepSeek-VL** Lu et al. (2024)

<https://huggingface.co/deepseek-ai/deepseek-vl-7b-chat>

**Paligemma** Beyer et al. (2024)

<https://huggingface.co/google/paligemma-3b-pt-448>

**MiniCPM** Yao et al. (2024)

[https://huggingface.co/openbmb/MiniCPM-o-2\\_6](https://huggingface.co/openbmb/MiniCPM-o-2_6)

**Qwen2.5-VL** Team (2025)

<https://huggingface.co/Qwen/Qwen2.5-VL-7B-Instruct>