

# RePro: Leveraging Large Language Models for Semi-Automated Reproduction of Networking Research Results

Yining Jiang<sup>1\*</sup>, Wenyun Xu<sup>1\*</sup>, Qingyu Song<sup>1†</sup>, Yuling Lin<sup>1</sup>, Xuanhao Liu<sup>1</sup>, Xiaoqiang Zheng<sup>1</sup>, Qiang Su<sup>1</sup>, Lizhao You<sup>1</sup>, Lu Tang<sup>1</sup>, Wanjin Feng<sup>2</sup>, Linghe Kong<sup>3</sup>, Qiao Xiang<sup>1†</sup>, Jiwu Shu<sup>1</sup>

<sup>1</sup>*Xiamen University*   <sup>2</sup>*Yealink*   <sup>3</sup>*Shanghai Jiao Tong University*

## Abstract

Reproducing networking research is a critical but challenging task due to the scarcity of open-source code. While Large Language Models (LLMs) can automate code generation, current approaches lack the generalizability required for the diverse networking field. To address this, we propose RePro, a semi-automated reproduction framework that leverages advanced prompt engineering to reproduce network systems from their research papers. RePro combines few-shot in-context learning with Structured and Semantic Chain of Thought (SCoT/SeCoT) techniques to systematically translate a paper’s description into an optimized, executable implementation. The framework operates through a three-stage pipeline: system description extraction, structural code generation, and code optimization. Our evaluation with five state-of-the-art LLMs across diverse network sub-domains demonstrates that RePro significantly reduces reproduction time compared to manual efforts while achieving comparable system performance, validating its effectiveness and efficiency.

## 1 Introduction

The study of network systems spans protocols, distributed systems, and large-scale network architectures, among other areas, and its high complexity makes reproduction highly challenging. Reproducing results of networking research is of substantial value to both academia and industry. Reproduction is essential for ensuring the reliability and reproducibility of results, which strengthens academic credibility and provides industry with evidence-based guidance for technology selection and system optimization [19]. Moreover, it allows researchers to acquire a deep understanding of system design and implementation, while honing engineering and analytical skills [37].

Despite its significance, reproduction remains challenging due to the limited availability of source code and the effort

required to faithfully re-implement complex systems, underscoring the need for tools and methods that facilitate efficient and accurate replication. Current reproduction methods include: (1) running publicly available prototypes provided by authors [38] or recreated by others [42]; (2) manually re-implementing systems from paper descriptions. The availability of public code for networking research is limited. For instance, even in top-tier conferences such as SIGCOMM and NSDI, only 40.15% of papers published in the last decade have been accompanied by open-source implementations. Unofficial, third-party reproductions are even scarcer [4], and private code sharing is often precluded by factors such as patents or commercial interests.

Manual re-implementation, while insightful, is a laborious process requiring significant expertise—a challenge that grows with the proliferation of complex networking research. This difficulty is in stark contrast to fields like machine learning, where a novice can often replicate a paper in about a week [37]. The substantially higher time investment required for networking systems creates a significant barrier to entry and slows the overall pace of innovation.

To reduce reproduction costs and accelerate research, recent studies have investigated the use of large language models (LLMs) for automated code generation, including code completion, debugging, and synthesis [1, 3, 29, 39, 40]. In particular, recent advances in paper-to-code generation [25, 26, 31] have shown promising results in machine learning and biomedical domains, where standardized frameworks (e.g., PyTorch [5], TensorFlow [6]) and widely adopted benchmarks facilitate reproducibility.

Networking research presents the following challenges: heterogeneous architectures, complex paper parsing, and diverse programming languages. Existing work [35] relies on prompt-heavy methods requiring hundreds of manual interactions, imposing substantial reproduction costs; [33] targets only satellite networks, limiting its applicability; and [12, 39] focus solely on well-formatted inputs within narrow domains, making them unsuitable for broader networking contexts. These limitations underscore the need for a systematic method to

\*Co-first author

†Co-corresponding author

parse, reasoning, and generate code from complex, unstructured networking research with LLMs.

To address this critical issue, we propose RePro, a semi-automated framework that leverages advanced LLMs and structured prompt engineering to streamline the paper reproduction process, thereby reducing the manual labor and time cost associated with reproduction while maintaining high fidelity to the original paper’s design and implementation details. We design a four-step systematic workflow to reproduce the system in a network research.

**Step ①: System Description Extraction.** RePro automatically decomposes the system’s architecture. First, we preprocess the paper to perform structured text analysis and process multimodal information from the source document. This process extracts foundational system information, such as its sub-field, core problem, and high-level components. Next, drawing upon principles of software engineering modularity, we define clear evaluation metrics for the system architecture. We design a series of specialized prompt templates to guide an LLM in generating a well-defined system architecture composed of multiple functional modules.

**Step ②: Framework-Level Code Generation.** RePro translates the extracted system architecture into a modular code framework. This process integrates principles from program analysis with advanced prompt engineering techniques, notably Structured Chain-of-Thought (SCoT) and In-Context Learning (ICL). This methodology guides the Large Language Model (LLM) to first comprehend the context of each functional module and then reason progressively, culminating in the generation of specific structural, functional, and procedural requirements. To enhance correctness, a strong correlation and an explicit mapping are established between the content of the source paper and the generated code framework. This mapping provides precise guidance for the subsequent code population phase.

**Step ③: Function-Level Code Generation.** To automate code population, RePro transforms the previously generated framework into executable code. For each function, we employ a few-shot learning approach, providing the LLM with examples that map requirement descriptions to their corresponding code implementations. We apply the Semantic Chain-of-Thought (SeCoT) method, which incorporates control and data flow, to structure the model’s output. This approach ensures logical rigor and verifies correctness by compelling the LLM to explicitly trace data manipulation and program execution.

**Step ④: Code Optimization.** RePro is designed for the automated correction and refinement of the generated code. To resolve syntactic or runtime errors, we employ a feedback loop where the erroneous code and its corresponding compiler or runtime error report are provided as input to an LLM. The LLM is then instructed to perform a detailed analysis of the error report—including stack traces, exception types, and specific messages—to identify the root cause and gener-

ate a corrected version of the code. This iterative debugging mechanism resolves immediate errors and serves to optimize the framework’s overall generation strategy by learning from failure cases, thereby enhancing its robustness and accuracy.

The main contributions of this paper are as follows.

- **Systematic Prompt Engineering.** We propose a systematic prompt engineering strategy that integrates few-shot learning, structured chain-of-thought reasoning, and semantic chain-of-thought reasoning. This unified design enables comprehensive paper analysis, automated module framework generation, and iterative code completion and optimization, ultimately supporting the construction of complete, executable systems.
- **First Semi-Automated Framework for Network Research Reproduction.** We address the novel and critical challenge of efficient paper reproduction in computer networking by proposing RePro, the first semi-automated reproduction framework based on LLM prompt engineering. Through its two key components—automated system architecture generation and semi-automated module code generation—RePro systematically transforms complex network research papers into complete, executable systems, significantly enhancing reproduction efficiency.
- **Reliable and Fast Reproduction.** We validate the effectiveness and generality of the RePro framework through a comprehensive evaluation. Using five different LLMs, we conduct reproduction experiments on nine distinct network systems. Our results show that the framework completes a reproduction task in an average of just 38.6 hours and requires an average of only 32.2 manual prompts, providing strong evidence of its efficiency and universality.

## 2 Background

This section reviews the two areas that form the foundation for our approach: workflows for reproducing research results and prompt engineering techniques of LLMs to accomplish complex tasks.

### 2.1 Research Results Reproduction

We formalize the steps to reproduce the results of a research work as follows. Each step necessitates both in-depth domain knowledge and a thorough understanding of research.

1. **Paper Comprehension.** A foundational understanding is established through an in-depth review of the primary paper and relevant supplementary materials (e.g., technical reports, project documents), focusing on its main ideas, architecture, and implementation details.
2. **Planning.** Building on the initial understanding, a reproduction strategy is developed by decomposing the

system into its functional modules and defining their logical interdependencies, yielding a clear implementation plan for each core component.

3. **Implementation.** Finally, the system is assembled through two stages: the detailed implementation of each module, and their systematic integration.

Manually reproducing network systems papers is time-consuming and labor-intensive, requiring both a deep understanding of the research content and overcoming technical challenges during coding and implementation.

## 2.2 Prompt Engineering for LLM

As a key technique for enhancing the performance of LLMs, Prompt Engineering (PE) [18] involves designing effective prompts to guide an LLM toward accurate task comprehension and high-quality output generation.

### Prompt Engineering Modeling

A systematic framework for PE is composed of two fundamental elements: **core components** and **design principles**. The core components include task description, input data, contextual information, and prompt style.

- *Task Description:* A natural language directive outlining the task objectives, including any explicit output formatting requirements.
- *Input Data:* The primary data for the task. Structured data (e.g., trees, tables) is often transformed via linearization [20] or code-based representations [10] to facilitate model ingestion.
- *Supplemental Information:* Such as few-shot exemplars, retrieved documents, or external knowledge, used to ground the model and enhance output accuracy.
- *Prompt Style:* The structure and phrasing of the prompt. Techniques like direct instruction, question-based framing, or role-playing [14] can influence output coherence, especially for complex, multi-step tasks.

Effective prompt design adheres to three core principles: 1) Clarity and Conciseness, to eliminate ambiguity and extraneous information; 2) Structured Formatting, using elements like numbering to guide the model’s sequential reasoning; and 3) Style Tailoring, adapting the prompt to the specific task and model to optimize performance. The rigorous application of these principles is essential for achieving accurate and reliable code reproduction.

### Prompt Templates

Prompt templates define the function  $g(\cdot)$  used to structure inputs for downstream tasks. Initial approaches relied on manual design or algorithmic generation to create task-specific templates that improved model performance. Common types are tailored to the model architecture: *Cloze prompts* [15, 28]

use a fill-in-the-blank format for masked LMs like BERT [16], while *prefix prompts* [22] prepend instructions for autoregressive models like GPT. For complex or multi-input scenarios, templates must explicitly organize inputs to ensure correct interpretation. Their consistent formatting and reusability make them essential for structured tasks requiring high output stability and quality control.

**In-Context Learning.** In-context learning enables LLMs to adapt to new tasks without parameter updates, relying solely on task descriptions and a few examples within the input prompt. This approach leverages the model’s pre-trained knowledge to infer task patterns. The process includes three steps: 1) describing the task, 2) providing few-shot examples formatted using  $g(\cdot)$  and ordered logically, and 3) appending the test query for prediction. Proper selection and organization of examples are critical to performance [17]. In-context learning is especially effective for rapid adaptation to new or cross-domain tasks, often used alongside prompt templates.

**Chain-of-Thought Prompting.** Chain-of-Thought (CoT) prompting [34] is an in-context learning technique that enhances the problem-solving capabilities of LLMs by decomposing complex tasks into intermediate reasoning steps. CoT exemplars provided in the prompt include not only input-output pairs but also explicit reasoning chains, guiding the model through a step-by-step deductive process. Formally, denote the instructional prompts as  $T$ , given an input  $x$ , output  $y$ , and a reasoning chain  $\text{CoT}$ , the prompt function  $g(x, \text{CoT})$  converts them into natural language, and the LLM predicts  $\hat{y}$ :

$$\text{LLM}(T, g(x, \text{CoT})) \rightarrow \hat{y}. \quad (1)$$

While textual CoT is common, code-based reasoning [13] can improve precision for complex tasks. Zhao et al. [43] further propose dynamic switching between text and code CoT to combine their strengths. CoT prompting is well-suited for complex reasoning tasks, such as guiding LLMs through multi-step logic when generating network systems code, and is often combined with in-context learning for enhanced performance.

**Structured Chain of Thought** SCoT [23] utilizes natural language reasoning steps in a pseudo-code format to describe the program’s control flow, guiding the model to generate a logically coherent framework. It enhances the reasoning process by incorporating two key features. First, it constrains the LLM’s solution space by requiring that all solutions be constructed exclusively from the three fundamental control structures: sequential, conditional, and iterative. Second, SCoT mandates a more rigorous definition of module interfaces by requiring the explicit declaration of input and output parameter types.

**Semantic Chain of Thought** SeCoT [27] guides LLMs to incorporate source code semantics—including data flow and control flow—into function-level code generation. It structures reasoning into coherent steps by explicitly tracking how data is processed and operations are executed, dividing tasks into data flow and control flow components. Practically, SeCoT can be applied by first analyzing the program’s data dependencies and operation order, then generating code step by step while maintaining logical consistency, ensuring accurate translation of requirements into executable functions, and supporting adaptive solutions for complex tasks.

### 3 Motivation

This section identifies a research gap in applying LLMs to the reproduction of network research results. While the demand for reproducibility is high and LLMs are capable of code generation, current frameworks are too narrow in scope, limiting their applicability to the unique challenges of networking and motivating our work.

#### 3.1 Necessity of Results Reproduction in Network Research

The limited availability of open-source implementations requires independent result reproduction. A statistical analysis of papers published in SIGCOMM and NSDI from 2016 to 2025, shown in Figure 1, confirms this trend: only 41.63% of SIGCOMM and 38.78% of NSDI papers, respectively, released their code during this period.

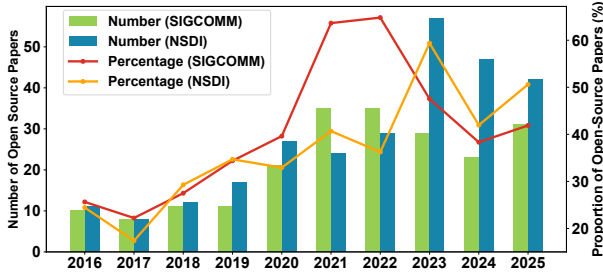


Figure 1: Statistics of SIGCOMM and NSDI papers with an open-source prototype from the authors (2016-2025).

As noted in [35], conducting a comprehensive network systems study often requires substantial effort from authors to reproduce others’ systems. Specifically, 59.68% of the papers compared their work against at least two systems, with authors manually reproducing an average of 2.29 systems per paper. Furthermore, 49.20% of the papers reproduced at least one comparison system, and 26.65% required reproducing two or more systems. Researchers are compelled to invest considerable effort in fundamental reproductions, thereby impeding the overall pace of innovation.

Manual reproduction of network research presents three critical challenges. First, it is exceptionally labor-intensive, demanding significant effort for re-implementation that detracts

from research productivity. Second, the process is error-prone, as missing source code or experimental details can lead to deviations from the original findings and compromise the work’s credibility. Moreover, with the escalating complexity of network systems, this reliance on manual effort is unsustainable, slowing the verification of new research and diverting focus from innovation.

#### 3.2 Code Reproduction with LLMs

LLMs have demonstrated significant capabilities in code generation, achieving remarkable performance on tasks such as code completion [3], debugging [1, 40, 41], and code synthesis [29, 39]. However, existing approaches face significant limitations in automatically extracting information from the structured and cross-referenced contexts found in multimodal research papers, thereby hindering LLMs’ end-to-end code generation for network systems.

Recent work on using LLMs to automatically implement findings from academic literature has shown promise, but these efforts have been largely confined to highly structured domains. For instance, existing studies have successfully transformed machine learning papers into executable code [25, 31], a task facilitated by the standardized ML ecosystem of frameworks like PyTorch [5] and benchmark datasets. This standardization simplifies environment configuration and data preparation, making the code generation task more tractable for LLMs. In contrast, the heterogeneity of the networking research landscape—with its diverse experimental setups and lack of uniform frameworks—presents significant challenges to straightforward, end-to-end code reproduction.

#### 3.3 Complexity of Network Research Paper Reproduction

Prior work has begun to explore the use of LLMs in networking research, albeit with certain limitations. Some early efforts focused on using natural language processing techniques to translate structured inputs, such as network configurations and RFC documents, into system code [12, 39]. More recent work has adopted direct, prompt-based interaction with LLMs for code generation; however, this approach can demand substantial manual effort, with one study reporting an average of 294.5 handcrafted prompts to reproduce a single system [35]. To mitigate this burden, LASER was introduced as a semi-automated, LLM-assisted framework for experiment reproduction, but its application is currently limited to the specific domain of Low Earth Orbit (LEO) satellite networks [33].

Moreover, although LLMs have demonstrated the capability to generate system-level code, these methods are restricted to well-structured inputs within narrow domains and remain inadequate for generating system code or evaluating novel contributions across the broader networking research landscape. The heterogeneity of the computer networking field

presents three primary obstacles to automated research reproduction:

- **Diverse Research Topics:** The field encompasses a wide array of distinct sub-domains (e.g., congestion control, traffic engineering, verification), which has precluded the development of a single, standardized framework for reproducing results.
- **Unstructured Content Formats:** Research papers lack a standardized format, with authors employing diverse writing styles and embedding critical information in multimodal content like diagrams, thereby challenging comprehensive interpretation by LLMs.
- **Heterogeneous Architecture:** A direct consequence of the broad scope of networking research is the significant variation among proposed systems, including differences in their architectural design, programming languages, and overall complexity.

The deficiency of existing methods for reproduction of network research motivates the development of a framework for automated code generation in this domain. To address the above challenges, we design a fine-grained workflow for applying LLMs to the automated code generation of network systems.

## 4 System Description Extraction

This section introduces the system description extraction module. We employ a two-step process of **Content Decomposition** and **Description Extraction** to distill key information from a paper, summarizing the essential semantics that describe the system while eliminating irrelevant content.

### 4.1 Paper Content Decomposition

Content decomposition module first partitions a paper by its sectional structure, uniformly processing multimodal content such as figures, tables, formulas, pseudo-code, and text. This approach is designed to simplify the information volume provided to LLM, addressing the established trade-off where performance suffers from insufficient or excessive input [32].

The content partitioning is guided by the distinct semantic function of each section within a standard research paper:

- *Abstract:* High-level summary.
- *Introduction:* Motivation and objectives.
- *Background:* Foundational concepts and related work.
- *System Architecture:* Structure and components.
- *Design:* Algorithms, models, and methods.
- *Evaluation:* Experimental setup, metrics, and results.
- *Discussion:* Findings, implications, and contributions.
- *Appendices:* Supplementary materials supporting reproducibility and completeness.

To enhance generation quality within RePro, we provide the LLM with targeted context by using only the content from

relevant partitions as input, thereby focusing the model on the most salient information for each specific task.

Moreover, to provide LLM with a comprehensive context, we **incorporate multimodal content** from the source paper. This approach prevents the omission of key details found in non-textual elements and involves processing them as follows:

- *Figures and Tables:* Processed directly in their native visual formats by the multimodal LLM.
- *Formulas and Pseudocode:* Converted into structured  $\LaTeX$  representations to preserve their precise semantic meaning.

Further, we augment each input for LLM by combining a high-level structural context, such as the table of contents, with relevant content excerpts extracted from the paper. This retrieval-augmented approach grounds the LLM, allowing it to discern relationships between document sections and efficiently pinpoint necessary information.

### 4.2 System Description Extraction

A key vulnerability of LLMs is their tendency to accept user prompts without verifying their factual or logical integrity, which can lead to unreliable outputs from ambiguous or misleading inputs. RePro addresses this by systematically augmenting the prompts with relevant background knowledge. This proactive contextualization minimizes the impact of potentially flawed user input, thereby reducing ambiguities and biases in the generated results.

#### Progressive Prompt Template

We employ a progressive prompt template to enhance the LLM’s ability to parse and reason about research papers. First, RePro primes the LLM with the paper’s foundational domain knowledge. Then, it specifies decomposition metrics to guide the model towards a high-quality architectural structure. Further, RePro integrates specific content from the paper to generate the complete system architecture. Moreover, we employ an iterative querying process in each task (e.g., system’s architecture generation) to enable the model to construct a deep contextual understanding.

#### Domain Knowledge Extraction

To establish a foundational context for the LLM, RePro first extracts key metadata from the paper, including the research domain, system name, deployment type, and specific problems. This initial step serves a dual purpose: it provides high-level constraints for the subsequent architecture generation and code implementation tasks, and it prompts the LLM to leverage its extensive internal knowledge base related to the specified domain, thereby enhancing its overall comprehension.

We feed the LLM with the paper content in the *Introduction* and *Background* sections to improve precision and reproducibility, which consolidates a review of related work and a high-level system overview, providing superior guidance for the model.

We propose a general prompt template, illustrated in Figure 2. This template employs a structured question-answer format to progressively steer the LLM through task decomposition as follows, enabling the extraction of core meta-data such as the research sub-domain, system name, problem statement, I/O specifications, and overall architecture. Moreover, the template explicitly specifies the *[INTRODUCTION+BACKGROUND]* sections from the structured paper decomposition as the input context, ensuring accurate and context-aware information extraction.

- **Q1:** Directs the model to identify the sub-domain, ensuring contextual clarity.
- **Q2:** Identifies the system name, providing key reference information.
- **Q3:** Clarifies the problem addressed, outlining the system’s objective.
- **Q4:** Extracts inputs, outputs, and architectural features, deepening the understanding of system functionality.

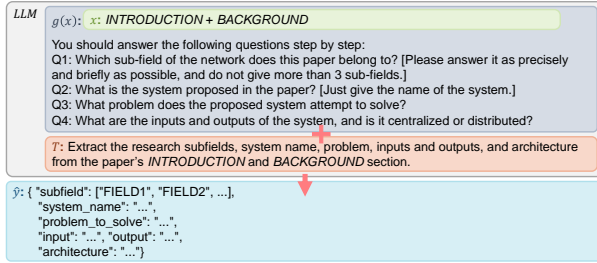


Figure 2: Prompt engineering for extracting basic information.

Moreover, as in Figure 2, the template enforces strict JSON format for output, which facilitates automated post-processing and minimizes irrelevant outputs.

## System Module Division

RePro processes the paper’s description of the system architecture to produce a structured decomposition of its functional modules and their specifications. This process converts unstructured text into a formal representation, thereby improving the accuracy and efficiency of all downstream tasks.

We define a structured schema for each module, capturing four key properties: its functional description, its input/output (I/O) specifications, references to relevant sections in the paper, and its dependencies on other modules. To populate this schema accurately, we employ an iterative extraction and refinement strategy, which focuses the LLM on a single task at each step and progressively refines a JSON-based output, thereby ensuring both consistency and high-quality results.

Figure 3 illustrates our prompt template module information extraction. The prompt template explicitly forces the

LLM to divide a system into relatively independent functional modules (steps), each provides both a brief and detailed description with required inputs and produced outputs. Moreover, the placeholder “UNKNOWN” is used to avoid LLM hallucinations caused by inaccurate information.

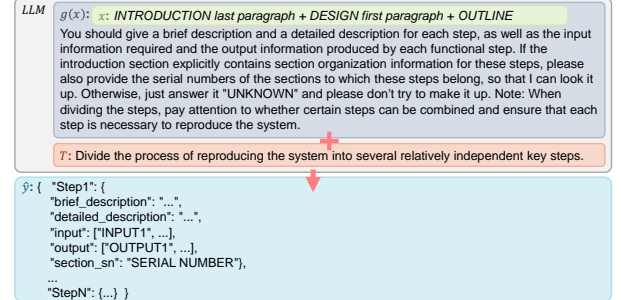


Figure 3: Prompt Engineering for Module Division.

The input for this template is constructed from several information-rich sections of the target paper, including the concluding paragraph of the *Introduction* (*[INTRODUCTION last paragraph]*), the opening of the *Design* section (*[DESIGN first paragraph]*), the system overview, and the paper’s complete structural outline (*OUTLINE*).

## 5 Code Generation and Optimization

This section introduces RePro, a semi-automated system based on LLMs for implementing the systems designed in network research. RePro is a highly structured prompt engineering framework that is composed of three core modules—framework-level and function-level code generation, and code optimization, that work collaboratively to achieve accurate and efficient reproductions of network research.

### 5.1 Automated Framework-Level Code Generation

Based on requirements for software architectures in software engineering, we consider the following principles to design the prompts for framework-level code generation:

- **Design-Oriented Guidance:** The prompt must direct the model to prioritize the module’s high-level design logic and structure, deferring function-level details.
- **Structured Function Signatures:** The prompt must require the model to define each sub-function with an explicit signature (i.e., name, input parameters, and output), ensuring these definitions align with the paper.
- **Facilitation of Iterative Refinement:** To facilitate a subsequent process of iterative refinement, the prompt should instruct the model to generate minimal, yet executable, placeholder implementations for sub-functions.

Motivated by the structured program theorem [11], which establishes that any computable function can be implemented using only sequential, conditional, and iterative control structures, we employ the SCoT [23] to generate framework-level



code, which intentionally abstracts away from low-level semantic details.

We continue the progressive code generation scheme to construct prompt templates. First, we generate SCoTs to illustrate a coarse-grained solution produced by the LLM. Second, building on the SCoTs, we enable the LLMs to generate code frameworks by learning from given examples. Further, we map functions to the paper’s content to ensure consistency.

## STEP ①: SCoT Generation

As shown in Figure 4, the prompt enforces a structured and high-level solution for the LLM. It emphasizes coarse-grained logical steps over fine-grained code, restricts control flow to sequential, conditional, and iterative structures. Moreover, it enforces a Markdown/SCoT-based output format for consistency.

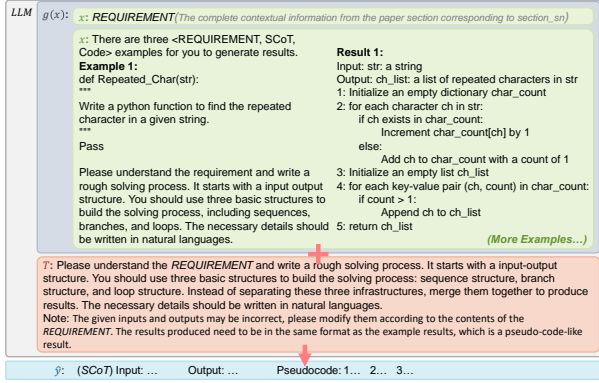


Figure 4: Prompt engineering for generating a SCoT.

## STEP ②: Framework-Level Code Generation

Building on SCoT, we design prompts to guide the LLM synthesizing code frameworks using  $\langle$ requirement, SCoT, code $\rangle$  triplets. As shown in Figure 5, it transforms from  $[REQUIREMENT]$  and  $[SCoT]$  to framework-level code, while the prompt highlights potential logical errors and encourages iterative verification. Frameworks may define empty functions as placeholders and may invoke third-party libraries to improve practicality.

## STEP ③: Paper Content Mapping

To prevent the generation of a framework consisting primarily of placeholders, we explicitly instruct the LLM to map relevant content from the paper directly into each module’s description. As detailed in Figure 6, each generated function must include two key annotations: a placeholder for its implementation requirements, denoted by  $[REQUIREMENT]$ , and a verbatim excerpt from the source paper, denoted by  $[ORIGINAL TEXT]$ .

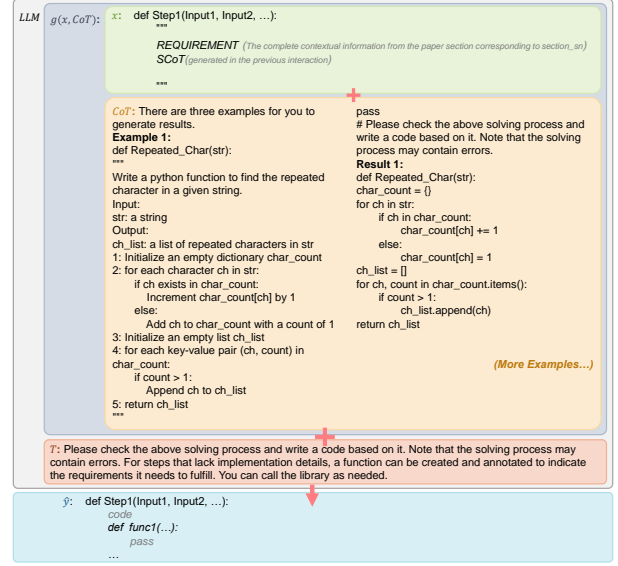


Figure 5: Prompt engineering for generating a framework-level code.

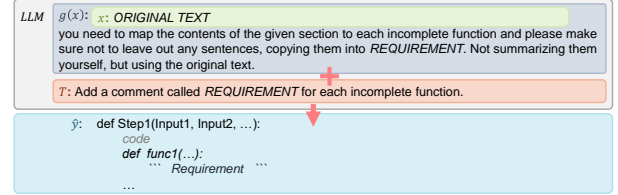


Figure 6: Prompt engineering for mapping paper content.

## 5.2 Automated Function-Level Code Generation

After producing the framework-level code, RePro then implements the placeholder functions within the framework and integrates them to construct a fully functional module.

The SCoT approach does not model fine-grained semantic details of source code, such as data and control flow [30], which limits its ability to accurately represent complex function logic. To address this limitation, we employ Semantic Chain of Thought (SeCoT) [27] for function-level code generation. By explicitly incorporating this low-level semantic information, SeCoT facilitates a more detailed code representation, significantly improving the accuracy and consistency of the generated functions.

We design prompts based on the following principles to ensure the comprehensiveness and completeness:

1. **Structured Design:** Each function represents an independent sub-function, adhering to the single responsibility principle, with clear inputs and outputs.
2. **Detail Completeness:** Function code should be comprehensive, fully realizing the functional requirements without missing edge cases or error-handling logic.

To generate high-quality function code, we utilize a few-shot prompting approach with SeCoT, as shown in Figure 7. The prompt conditions the LLM on example triplets of  $\langle$ Requirement, SeCoT, Code $\rangle$ . When presented with a new requirement, the LLM first generates a SeCoT that explicitly

details the necessary **Data Flow** and **Control Flow**. This intermediate reasoning step then guides the generation of the final code, ensuring a precise mapping from the high-level requirement to the low-level implementation. Moreover, the prompt explicitly enforces strict adherence to new requirement descriptions.

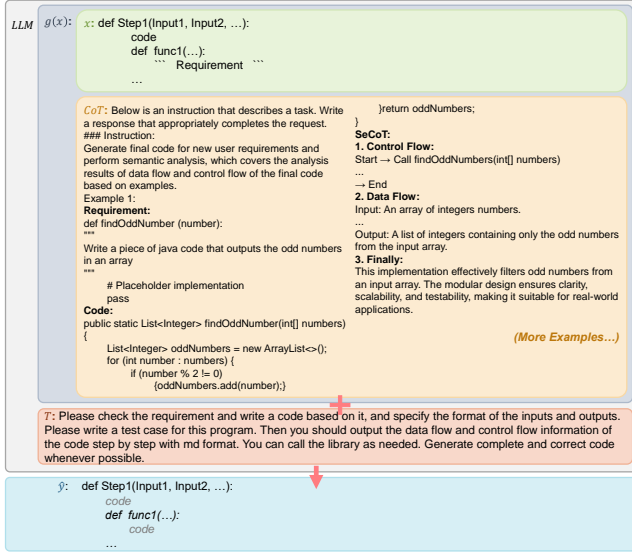


Figure 7: Prompt engineering for generating function code.

RePro also instructs the LLM to verify input/output format compliance and to generate test cases for correctness validation.

### 5.3 Code Optimization

We use manually constructed test cases along with generated test cases to optimize code. When module code fails validation, it reveals errors that undermine the reliability of reproduction. We categorize such errors into syntactic and semantic types, as they differ fundamentally in nature and repair strategies. Syntax errors are usually straightforward to fix through structural corrections, whereas semantic errors demand deeper reasoning and contextual understanding. This distinction enables more efficient debugging and enhances the robustness of reproduction outcomes.

#### Syntax Error Correction

When a syntax error prevents code compilation, we leverage the compiler-generated error message as direct input to the LLM, prompting the model to automatically correct the underlying syntactic flaw in the code.

First, we prevent **variable access errors** by pre-specifying all necessary variables and their data types in the prompt (e.g., “variable  $x$  should be a floating-point number”) before the main code generation task. Second, we mitigate potential **type errors** in loops by explicitly defining variables intended for iteration as iterable objects in the prompt (e.g., instructing the model that “the items variable must be a list or string”).

Moreover, we enforce a consistent **data format** and prevent errors by providing the model with a template that defines the required attributes and structural schema for the output.

#### Semantic Error Correction

Semantic errors occur when code is syntactically valid but its logic or behavior does not match the intended design, which are typically uncovered only during execution or testing. We categorize them into two main types: **invocation errors** and **logical errors**.

To address invocation errors, which often result from contextual issues such as improper resource initialization, we iteratively prompt the LLM to correct the code. In each iteration, we provide the model with detailed specifications of the relevant functions, including their inputs, outputs, and intended behavior.

We address logical errors, where generated code is inconsistent with textual descriptions or expected logic, through two main approaches.

- **Test-Driven:** To facilitate self-correction, the LLM is prompted with the expected input-output pairs and functional requirements, effectively providing it with a test case to validate its generation.
- **Human-in-the-Loop:** We first manually identify the precise error location and perform a root cause analysis. We then decompose the complex error and design a targeted prompt to guide the LLM through an incremental correction of the specific issue.

Once the corrected code modules are integrated to assemble the complete system, a final phase of integration testing is performed. This step validates the function calls and data exchange between the different module interfaces.

## 6 RePro: A Semi-Automated Research Results Reproduction Framework

This section outlines our end-to-end methodology for automated code reproduction, detailing a systematic process that begins with high-level document analysis and culminates in low-level code generation.

### 6.1 Workflow of RePro

As depicted in Figure 8, RePro is divided into two parts: automated system architecture generation and semi-automated module code generation. We propose a multi-stage pipeline. Starting from a network systems paper, the **Paper Preprocessing** stage extracts key contextual information through structured analysis. This information, combined with a prompt template, guides the **Framework-Level Code Generation** stage, where the LLM decomposes the system into functional modules. The resulting architecture then drives **Modular**



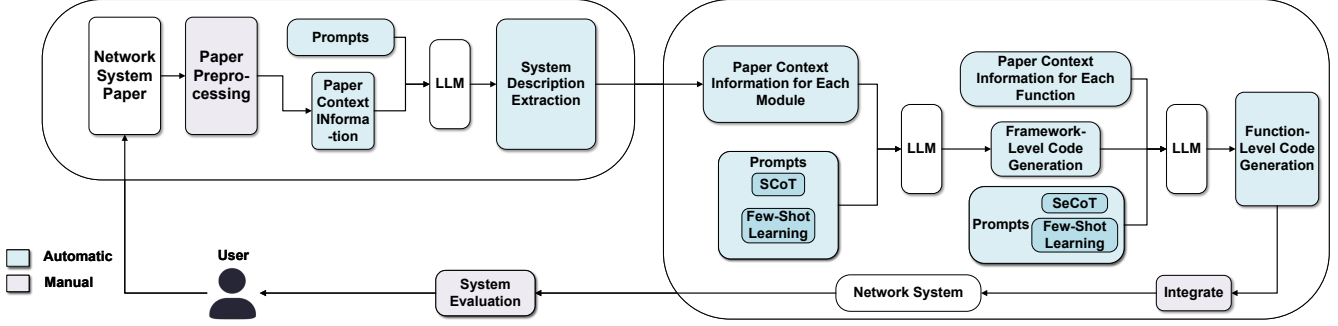


Figure 8: RepLLM Architecture.

**Code Generation**, which incrementally produces module-level implementations. Finally, the generated modules are integrated into a complete, reproducible network system.

## 6.2 System Description Extraction

Preprocessing module contextualizes the LLM for the paper’s specific domain while extracting essential information, which enhances the performance of all downstream tasks. First, RePro employs prompts to guide the LLM in extracting key elements from the paper. The LLM is first tasked with identifying the paper’s core characteristics, such as the network sub-field, the system’s name and purpose, and its architectural details. The output is a structured JSON object that encapsulates this initial understanding.

Further, the LLM decomposes the reproduction task into a series of independent functional steps, leveraging information from the introduction, design, and outline. For each step, the model produces a concise description, a detailed explanation, and the corresponding inputs and outputs, again in structured JSON format. This representation provides a clear and actionable blueprint for subsequent code generation.

## 6.3 Framework-Level Code Generation

RePro first generates the system’s framework. The generation of executable code for each decomposed module is an iterative, three-phase process guided by CoT-based prompt engineering. The process is initiated by contextualizing the LLM, which involves mapping the module to its relevant descriptive sections in the source paper. With this context, a few-shot prompt is then used to generate a logical scaffold, consisting of both a SCoT and a modular code framework. The final output is a comment-rich code framework, produced by synthesizing the generated SCoT with verbatim text from the paper, ensuring each component is annotated with its original description.

## 6.4 Function-Level Code Generation

RePro then implements each function using a two-step generation process. First, it prompts the LLM to generate a SeCoT for the target function, which serves as a structured representation abstracting the required data flow and control flow. Subsequently, this newly generated SeCoT, combined with a set of few-shot exemplars, is used to prompt the LLM to produce the final, executable code for the function.

## 6.5 Code Optimization

In the final stage, RePro applies automatically generated test cases to fix errors. Moreover, we apply manual optimization to enhance its robustness and verifiability. The ultimate output of this entire workflow is a set of complete, documented, and semantically-grounded code modules. These modules are then ready for integration to construct the full, reproducible system implementation.

## 7 Evaluation

This section evaluates RePro in terms of reproduction accuracy and time efficiency. We reproduce six distinct systems addressing heterogeneous tasks. The accuracy of our reproduced implementations closely matches the original open-source versions, confirming RePro’s high fidelity. Moreover, RePro significantly reduces the time for this process compared to unstructured LLM interactions, which validates the efficiency of our prompt engineering framework.

### 7.1 Setup

We select our participants for using our RePro to be students in computer science or related disciplines, each having received systematic training in programming and computer networks. As designed in RepLLM, participants were tasked with leveraging a suite of our framework’s techniques, including structured preprocessing, SCoT, and SeCoT.

For consistency, each participant was tasked with reproducing a computer networking paper with which they were

already familiar. Participants were explicitly prohibited from manual coding and were required to use our framework exclusively for all generation and debugging tasks. The debugging process involved iterative interaction with the LLM. To resolve persistent errors, participants were permitted to refine their prompting strategies or adjust generation parameters within the system.

To comprehensively evaluate the adaptability and performance of LLMs in the context of research paper reproduction, our experiment considers multiple critical dimensions, including code generation capability, context window size, and output token constraints.

### LLM Selection

We selected five representative LLMs for our analysis, as detailed in Table 1: GPT-4, GPT-4o, GPT-o1, Claude-3.5 Sonnet, and DeepSeek-R1. These models feature varied context window sizes and output token limits, which correspond to their differing capacities for comprehending and analyzing complex paper content.

A larger context window confers a significant advantage in processing extensive documents. The output token limit is a critical determinant of a model’s generative capacity, directly influencing the completeness of the resulting code. Our study systematically evaluates the combined impact of these two factors—context window size and output token capacity—on the performance of LLMs within the context of paper reproduction tasks.

Model Name	Open Source	Max Context Window (tokens)	Max Output Tokens
GPT-4	No	8,192	4,096
GPT-4o	No	128K	4,096
GPT-o1	No	128K	65,536
Claude-3.5 Sonnet	No	200K	8,192
DeepSeek-R1	Yes	64K	8,192

Table 1: LLMs selected for the result reproduction of network research.

### Network Research Selection

As shown in Table 2, we select six representative papers published in top-tier computer networking conferences for reproduction with RePro. These papers cover several influential research areas, including traffic engineering (NCFlow), graph pattern mining (Arya), transport-layer protocols (DCTCP), DNS verification (GRooT), control-plane verification (Tiramisu), and congestion control algorithms (HPCC). Since all selected systems provide open-source code, we can precisely compare the functionality and performance of our reproductions with the originals, allowing us to rigorously assess RePro’s generalizability. For DCTCP and HPCC, we use Cursor [2] to facilitate error correction.

### Metrics

We consider the following two metrics to evaluate the reproduction performance of network research results.

System Name	Networking Field	Programming Language	Experimental Tool
NCFlow [8]	Traffic Engineering	Python	Gurobi Solver
Arya [44]	Graph Pattern Mining	C++	–
GRooT [21]	DNS Verification	C++	–
Tiramisu [7]	Control Plane Verification	Java	Gurobi Solver
DCTCP [9]	Network Transport Protocol	C	NS-3
HPCC [24]	Congestion Control Algorithm	C++	NS-3

Table 2: Reproduced network systems.

- **System Performance.** To evaluate reproduction fidelity, we reuse the original datasets and metrics, and compare each reproduced system with its open-source prototype. Given the diversity of research domains and metrics, results are reported and analyzed separately for fairness and granularity.
- **Reproduction Time Overhead.** Reproduction time overhead is evaluated across the following three stages. We categorically analyze the overhead of resolving different errors.
  - **Paper Reading:** Understanding objectives, methods, and experimental designs, depending on paper clarity and domain complexity.
  - **Code Generation:** Translating methods into executable code, influenced by the chosen programming-oriented LLM.
  - **Error Correction:** Debugging and integration, affected by code quality and LLM adaptability.

## 7.2 System Performance Analysis

**Result 1. RePro faithfully reproduces algorithms and core functions, with small-scale errors under 5% and large-scale performance close to the originals (Table 3).**

We evaluate the fidelity and efficiency of RePro reproductions, focusing on correctness, performance, and runtime behavior. We compare absolute and normalized latency instead of direct runtime. In latency comparisons, NCFlow is the slowest due to its solver, while GRooT is the fastest as its reproduced code implements only the main algorithmic pipeline; most systems have normalized latency near 1.0, indicating comparable efficiency.

For the same paper, performance differences among LLM reproductions are only millisecond-level, mainly from missing optimizations, language efficiency gaps, or suboptimal code generation. For NS-3 simulations, DCTCP and HPCC results align closely with the originals, confirming RePro’s reliability in reproducing protocol performance.

## 7.3 Reproduction Time Overhead Analysis

**Result 2. RePro’s average reproduction time is 38.6 hours, with exception handling accounting for most of the cost (64.1%)**

We evaluate the efficiency of RePro in paper reproduction, focusing on overall reproduction time and the distribution of human-written vs. automatic prompts. Exception handling emerges as the main source of overhead, and we compare

System	LLM	Avg. Error (%)	Original Avg. Time (s)	Reproduced Avg. Time (s)	Absolute Latency (s) / Normalized Latency
NCFLOW	GPT-4	3.1	0.162	2.111	1.949 / 13.031
GRooT	GPT-4o	0	0.035	0.006	-0.029 / 0.171
GRooT	GPT-o1	0	0.034	0.006	-0.028 / 0.176
Tiramisu	GPT-4o	0	0.007	0.009	0.002 / 1.286
Tiramisu	DeepSeek-R1	0	0.037	0.043	0.006 / 1.162
Arya	Claude-3.5 Sonnet	1.2	8.713	9.552	0.839 / 1.096
Arya	GPT-4o	2.3	2.206	2.638	0.432 / 1.196

Table 3: Performance comparison between reproduced systems and their original implementations. Absolute latency denotes the additional execution time, while normalized latency is the ratio of reproduced to original execution time.

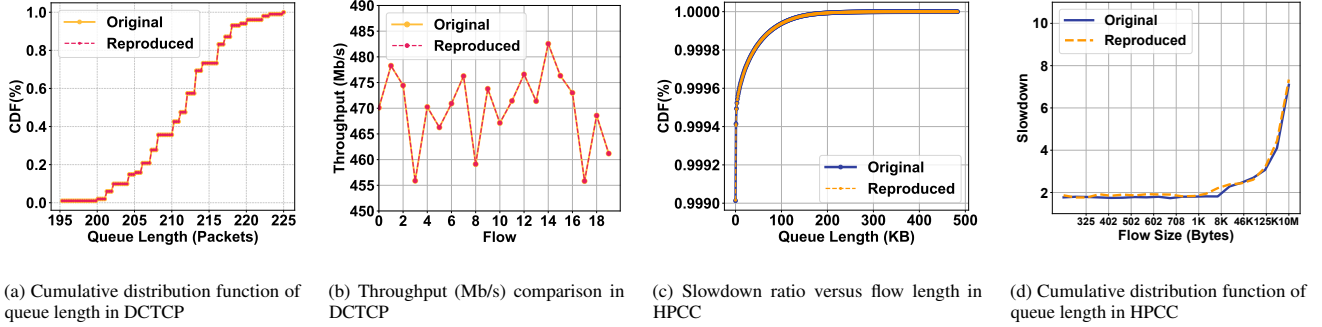


Figure 9: Overall comparison of DCTCP and HPCC performance.

how different LLMs address these costs. Figure 10 shows that locating and fixing errors is the main bottleneck, while paper reading and code generation take relatively little time. Overall, models with larger context windows (Claude) or higher output token capacity (GPT-o1) achieve better reproduction performance.

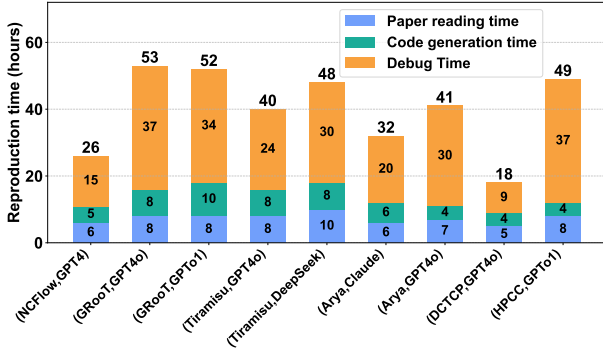


Figure 10: Reproduction time of different systems

Moreover, DCTCP required the least time due to its simpler design, whereas GRooT took the longest with complex formulas. GPT-o1 reproduced GRooT slightly faster than GPT-4o by spending less time on exception handling, while Claude reproduced Arya nine hours faster than GPT-4o, showing its strength in complex code generation.

**Result 3. RePro reproductions require an average of 32.2 human-written prompts, with exception-handling prompts accounting for half (50.4%).**

As shown in Figure 11, RePro generates about 95 prompts per reproduction, of which most (67.9%) are automatically produced, substantially reducing manual effort. Yet exception-handling prompts dominate (48.8 per reproduction), confirming error correction as the main source of overhead. Moreover, at the system level, GRooT required the most human-written

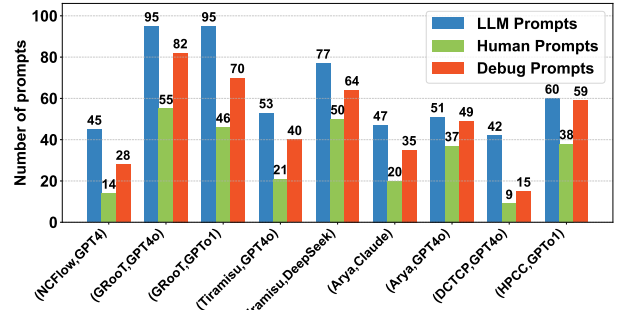


Figure 11: Number of prompts of different systems

prompts and DCTCP the fewest. GPT-o1 used fewer prompts than GPT-4o on GRooT, GPT-4o outperformed DeepSeek on Tiramisu, and Claude outperformed GPT-4o on Arya. Overall, GPT-o1 and Claude most effectively reduced human intervention, making them better suited for complex reproduction tasks.

## 7.4 Coding Error Analysis

**Result 4. Semantic errors take far longer to repair (100 min each) than syntactic ones (37 min each).**

Further, we evaluate their repair costs in time and prompt usage. Semantic errors are more difficult, requiring longer repair times and more prompts, while syntactic errors, though slightly more frequent, are easier to fix. As shown in Figure 12, each system averages 11.1 semantic and 12.3 syntactic errors. Semantic errors require much more time, whereas syntactic errors, though slightly more frequent, are simpler to fix. No clear correlation exists between error count and repair time—for example, Tiramisu has more errors than GRooT but shorter repair time.

At the system level, Tiramisu-DeepSeek, GRooT-GPT4o,



Figure 12: Comparison of error counts and repair time across systems.

and Arya-GPT4o exhibit more semantic errors, reflecting logical complexity; Tiramisu-DeepSeek and NCFLOW-GPT4 show the most syntactic errors, suggesting weaker syntax handling. HPCC has the longest syntactic repair time, while GRoot has the longest semantic repair time, underscoring their respective structural and logical difficulties.




Figure 13: Distribution of error counts and repair prompts across systems.

**Result 5. Semantic errors require an average of 2.68 prompts per repair, notably higher than 1.57 for syntactic errors.**

As shown in Figure 13, within a single system prompt usage generally increases with error count, but this correlation weakens across systems, reflecting system-specific effects. HPCC’s syntactic errors consume unusually many prompts due to its complex environment, while GRoot shows heavy prompt usage for semantic repairs. In contrast, Tiramisu’s syntactic errors are simpler, requiring relatively few prompts. Overall, semantic errors consistently demand more prompts, underscoring their higher repair difficulty.

## 7.5 Analysis of Human Involvement

**Result 6. Human prompts dominate semantic error fixing (62.1%) but are far less needed for syntactic errors (26.3%).**

We investigate the role of human involvement in debugging, revealing that semantic errors consistently require substantially more human guidance than syntactic errors. The analysis also demonstrates a positive correlation between human intervention and repair duration.

As shown in Figure 14, automatic prompts mainly consist of compiler messages, output comparisons, and model-identified errors (e.g., “I also found other mistakes in your code”). Semantic repairs consistently require substantial human input, often over 50%, while syntactic repairs are largely

handled automatically. This disparity highlights that syntactic errors follow well-defined rules and are easier to fix automatically, whereas semantic errors demand deeper reasoning and contextual understanding, leading to greater variability across systems.

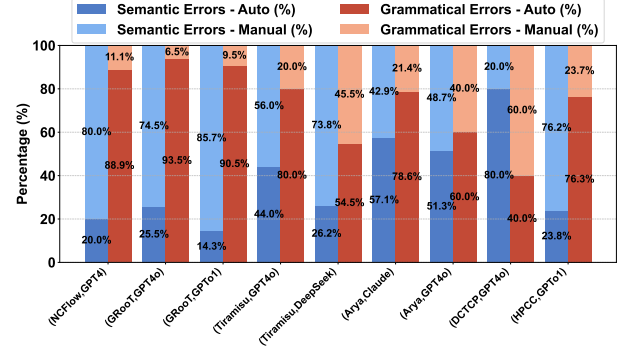


Figure 14: Proportion of automatic and human prompts in error fixing across systems.

**Result 7. Human prompts are positively correlated with repair time, with semantic errors showing greater variability than syntactic ones.**

To assess the impact of human intervention, we regress repair time on the number of human prompts for syntactic and semantic errors (Figure 15). Both types exhibit a positive correlation, but the effect is stronger for semantic errors, indicating they are more time-consuming and require greater human input. The error bands show that semantic repair times are widely dispersed, reflecting differences in code complexity between systems, whereas syntactic repairs are more concentrated, suggesting that syntax error correction is relatively stable and less context dependent.

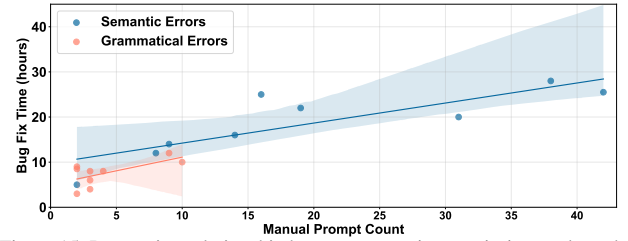


Figure 15: Regression relationship between exception repair time and number of human prompts.

## 8 Conclusion

This work presents RePro, a semi-automated LLM-based framework for reproducing computer networking research. RePro transforms complex academic descriptions into executable code through a structured, multi-stage pipeline, incorporating techniques such as structured preprocessing, SCoT, and SeCoT to maintain fidelity and logical rigor. Experimental results show that RePro substantially reduces reproduction time while achieving performance closely aligned with original systems, demonstrating the effectiveness of our prompt engineering approach.

## References

- [1] ChatGPT. <https://chat.openai.com/>.
- [2] Cursor - The AI Code Editor. <https://cursor.com/>.
- [3] GitHub Copilot. <https://github.com/features/copilot/>.
- [4] Open-source Prototype of Flash. <https://github.com/snlab/flash>.
- [5] PyTorch: An Imperative Style, High-Performance Deep Learning Library. <https://pytorch.org/>.
- [6] M. Abadi, P. Barham, J. Chen, Z. Chen, A. Davis, J. Dean, M. Devin, S. Ghemawat, G. Irving, M. Isard, M. Kudlur, J. Levenberg, R. Monga, S. Moore, D. G. Murray, B. Steiner, P. Tucker, V. Vasudevan, P. Warden, M. Wicke, Y. Yu, and X. Zheng. Tensorflow: a system for large-scale machine learning. In *Proceedings of the 12th USENIX Conference on Operating Systems Design and Implementation, OSDI'16*, page 265–283, USA, 2016. USENIX Association.
- [7] A. Abhashkumar, A. Gember-Jacobson, and A. Akella. Tiramisu: Fast multilayer network verification. In *17th USENIX Symposium on Networked Systems Design and Implementation (NSDI 20)*, pages 201–219, Santa Clara, CA, Feb. 2020. USENIX Association.
- [8] F. Abuzaid, S. Kandula, B. Arzani, I. Menache, M. Zaharia, and P. Bailis. Contracting wide-area network topologies to solve flow problems quickly. In *18th USENIX Symposium on Networked Systems Design and Implementation (NSDI 21)*, pages 175–200. USENIX Association, Apr. 2021.
- [9] M. Alizadeh, A. Greenberg, D. A. Maltz, J. Padhye, P. Patel, B. Prabhakar, S. Sengupta, and M. Sridharan. Data center tcp (dctcp). volume 40, page 63–74, New York, NY, USA, Aug. 2010. Association for Computing Machinery.
- [10] L. Beurer-Kellner, M. Fischer, and M. Vechev. Prompting is programming: A query language for large language models. *Proc. ACM Program. Lang.*, 7(PLDI), June 2023.
- [11] C. Böhm and G. Jacopini. Flow diagrams, turing machines and languages with only two formation rules. *Commun. ACM*, 9(5):366–371, May 1966.
- [12] H. Chen, Y. Miao, L. Chen, H. Sun, H. Xu, L. Liu, G. Zhang, and W. Wang. Software-defined network assimilation: bridging the last mile towards centralized network configuration management with nassim. In *Proceedings of the ACM SIGCOMM 2022 Conference*, SIGCOMM '22, page 281–297, New York, NY, USA, 2022. Association for Computing Machinery.
- [13] W. Chen, X. Ma, X. Wang, and W. W. Cohen. Program of thoughts prompting: Disentangling computation from reasoning for numerical reasoning tasks. *arXiv preprint arXiv:2211.12588*, 2022.
- [14] Z. Chen, K. Zhou, B. Zhang, Z. Gong, W. X. Zhao, and J.-R. Wen. Chatcot: Tool-augmented chain-of-thought reasoning on chat-based large language models. *arXiv preprint arXiv:2305.14323*, 2023.
- [15] L. Cui, Y. Wu, J. Liu, S. Yang, and Y. Zhang. Template-based named entity recognition using bart. *arXiv preprint arXiv:2106.01760*, 2021.
- [16] J. Devlin, M.-W. Chang, K. Lee, and K. Toutanova. BERT: Pre-training of deep bidirectional transformers for language understanding. In J. Burstein, C. Doran, and T. Solorio, editors, *Proceedings of the 2019 Conference of the North American Chapter of the Association for Computational Linguistics: Human Language Technologies, Volume 1 (Long and Short Papers)*, pages 4171–4186, Minneapolis, Minnesota, June 2019. Association for Computational Linguistics.
- [17] Q. Dong, L. Li, D. Dai, C. Zheng, J. Ma, R. Li, H. Xia, J. Xu, Z. Wu, T. Liu, et al. A survey on in-context learning. *arXiv preprint arXiv:2301.00234*, 2022.
- [18] J. Gu, Z. Han, S. Chen, A. Beirami, B. He, G. Zhang, R. Liao, Y. Qin, V. Tresp, and P. Torr. A systematic survey of prompt engineering on vision-language foundation models. *arXiv preprint arXiv:2307.12980*, 2023.
- [19] N. Handigol, B. Heller, V. Jeyakumar, B. Lantz, and N. McKeown. Reproducible network experiments using container-based emulation. In *Proceedings of the 8th International Conference on Emerging Networking Experiments and Technologies, CoNEXT '12*, page 253–264, New York, NY, USA, 2012. Association for Computing Machinery.
- [20] J. Jiang, K. Zhou, Z. Dong, K. Ye, W. X. Zhao, and J.-R. Wen. Structgpt: A general framework for large language model to reason over structured data. *arXiv preprint arXiv:2305.09645*, 2023.
- [21] S. K. R. Kakarla, R. Beckett, B. Arzani, T. Millstein, and G. Varghese. Groot: Proactive verification of dns configurations. In *Proceedings of the Annual Conference of the ACM Special Interest Group on Data Communication on the Applications, Technologies, Architectures, and Protocols for Computer Communication, SIGCOMM '20*, page 310–328, New York, NY, USA, 2020. Association for Computing Machinery.

- [22] B. Lester, R. Al-Rfou, and N. Constant. The power of scale for parameter-efficient prompt tuning. *arXiv preprint arXiv:2104.08691*, 2021.
- [23] J. Li, G. Li, Y. Li, and Z. Jin. Structured chain-of-thought prompting for code generation. *ACM Trans. Softw. Eng. Methodol.*, 34(2), Jan. 2025.
- [24] Y. Li, R. Miao, H. H. Liu, Y. Zhuang, F. Feng, L. Tang, Z. Cao, M. Zhang, F. Kelly, M. Alizadeh, and M. Yu. Hpsc: high precision congestion control. In *Proceedings of the ACM Special Interest Group on Data Communication, SIGCOMM '19*, page 44–58, New York, NY, USA, 2019. Association for Computing Machinery.
- [25] Z. Lin, Y. Shen, Q. Cai, H. Sun, J. Zhou, and M. Xiao. Autop2c: An llm-based agent framework for code repository generation from multimodal content in academic papers. *arXiv preprint arXiv:2504.20115*, 2025.
- [26] Y. Luo, L. Shi, Y. Li, A. Zhuang, Y. Gong, L. Liu, and C. Lin. From intention to implementation: automating biomedical research via llms. *Science China Information Sciences*, 68(7):1–18, 2025.
- [27] Y. Ma, Y. Yu, S. Li, Y. Jiang, Y. Guo, Y. Zhang, Y. Xie, and X. Liao. Bridging code semantic and llms: Semantic chain-of-thought prompting for code generation. *arXiv preprint arXiv:2310.10698*, 2023.
- [28] F. Petroni, T. Rocktäschel, P. Lewis, A. Bakhtin, Y. Wu, A. H. Miller, and S. Riedel. Language models as knowledge bases? *arXiv preprint arXiv:1909.01066*, 2019.
- [29] K. Rahmani, M. Raza, S. Gulwani, V. Le, D. Morris, A. Radhakrishna, G. Soares, and A. Tiwari. Multi-modal program inference: a marriage of pre-trained language models and component-based synthesis. *Proc. ACM Program. Lang.*, 5(OOPSLA), Oct. 2021.
- [30] S. Schach. *Software Engineering*. Aksen Associates series in electrical and computer engineering. Aksen Associates, 1990.
- [31] M. Seo, J. Baek, S. Lee, and S. J. Hwang. Paper2code: Automating code generation from scientific papers in machine learning. *arXiv preprint arXiv:2504.17192*, 2025.
- [32] F. Shi, X. Chen, K. Misra, N. Scales, D. Dohan, E. H. Chi, N. Schärli, and D. Zhou. Large language models can be easily distracted by irrelevant context. In A. Krause, E. Brunskill, K. Cho, B. Engelhardt, S. Sabato, and J. Scarlett, editors, *Proceedings of the 40th International Conference on Machine Learning*, volume 202 of *Proceedings of Machine Learning Research*, pages 31210–31227. PMLR, 23–29 Jul 2023.
- [33] Y. Wang, Y. Hou, Z. Lai, H. Li, Q. Wu, J. Liu, Y. Li, X. Xie, and Z. Han. How llm saved me from struggling with experiment reproduction: Leo networking as a case study. In *Proceedings of the 2025 3rd Workshop on LEO Networking and Communication, LEO-NET '25*, page 1–7, New York, NY, USA, 2025. Association for Computing Machinery.
- [34] J. Wei, X. Wang, D. Schuurmans, M. Bosma, B. Ichter, F. Xia, E. H. Chi, Q. V. Le, and D. Zhou. Chain-of-thought prompting elicits reasoning in large language models. 2022.
- [35] Q. Xiang, Y. Lin, M. Fang, B. Huang, S. Huang, R. Wen, F. Le, L. Kong, and J. Shu. Toward reproducing network research results using large language models. In *Proceedings of the 22nd ACM Workshop on Hot Topics in Networks, HotNets '23*, page 56–62, New York, NY, USA, 2023. Association for Computing Machinery.
- [36] Y. Xiang, H. Yan, S. Ouyang, L. Gui, and Y. He. Scireplicate-bench: Benchmarking llms in agent-driven algorithmic reproduction from research papers. *arXiv preprint arXiv:2504.00255*, 2025.
- [37] L. Yan and N. McKeown. Learning networking by reproducing research results. *SIGCOMM Comput. Commun. Rev.*, 47(2):19–26, May 2017.
- [38] H. Yang and S. S. Lam. Real-time verification of network properties using atomic predicates. *IEEE/ACM Transactions on Networking*, 24(2):887–900, 2016.
- [39] J. Yen, T. Lévai, Q. Ye, X. Ren, R. Govindan, and B. Raghavan. Semi-automated protocol disambiguation and code generation. *SIGCOMM '21*, page 272–286, New York, NY, USA, 2021. Association for Computing Machinery.
- [40] J. Zhang, J. P. Cambronero, S. Gulwani, V. Le, R. Piskac, G. Soares, and G. Verbruggen. Pydex: Repairing bugs in introductory python assignments using llms. *Proc. ACM Program. Lang.*, 8(OOPSLA1), Apr. 2024.
- [41] J. Zhang, D. Li, J. C. Kolesar, H. Shi, and R. Piskac. Automated feedback generation for competition-level code. *ASE '22*, New York, NY, USA, 2023. Association for Computing Machinery.
- [42] P. Zhang, X. Liu, H. Yang, N. Kang, Z. Gu, and H. Li. APKeep: Realtime verification for real networks. In *17th USENIX Symposium on Networked Systems Design and Implementation (NSDI 20)*, pages 241–255, Santa Clara, CA, Feb. 2020. USENIX Association.
- [43] J. X. Zhao, Y. Xie, K. Kawaguchi, J. He, and M. Q. Xie. Automatic model selection with large language models for reasoning. *arXiv preprint arXiv:2305.14333*, 2023.



- [44] Z. Zhu, K. Wu, and Z. Liu. Arya: Arbitrary graph pattern mining with decomposition-based sampling. In *20th USENIX Symposium on Networked Systems Design and Implementation (NSDI 23)*, pages 1013–1030, Boston, MA, Apr. 2023. USENIX Association.

## A Comparison of Different CoT

Unlike natural language generation, code generation targets highly structured output. Thus, intermediate reasoning steps must also be structured to ensure clarity, correctness, and problem-solving efficiency. The standard Chain of Thought (CoT) method provides only natural-language descriptions of task logic without explicitly embedding program structures. For instance, in Figure 16, the CoT method outlines the process of finding odd numbers in an array but fails to specify program structure or I/O requirements, leading to less accurate code.

SCoT explicitly incorporates the three basic structures (sequential, conditional, iterative) into reasoning, constraining the LLM to flexibly leverage them to build solutions. In addition, SCoT extends the definition of input-output structures, including parameter types. This allows the model to analyze requirements more precisely, clarifying inputs and outputs for downstream code generation. As shown in Figure 16, SCoT defines input-output requirements first, then details pseudo-code steps that map directly to structured logic. This structured design not only enhances logical reasoning but also reduces potential errors caused by missing program structures, improving usability and accuracy.

SeCoT guides LLMs to integrate data and control flow semantics into function-level code generation. It structures reasoning into coherent steps, analyzing dependencies and execution order to produce accurate, consistent, and adaptable code. As shown in Figure 16, SeCoT systematically summarizes semantic information into a series of coherent reasoning steps, dividing the task into **Data flow** and **Control flow**, and guiding LLMs to integrate key elements from both. Furthermore, SeCoT introduces semantic summaries within the reasoning process, reminding the model to leverage semantic information to better understand program logic and behavior. This design not only improves the quality of generated code but also enables LLMs to construct more innovative and adaptive solutions when handling complex requirements.

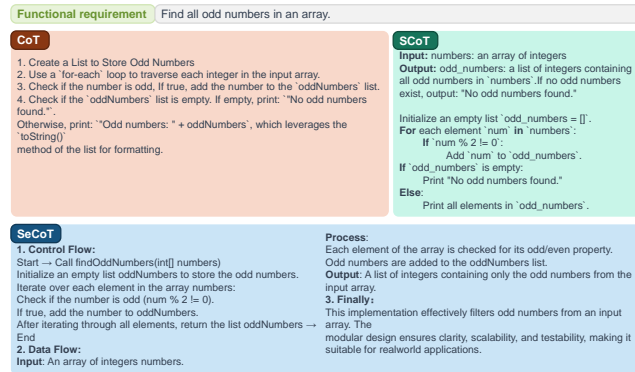


Figure 16: Comparison between CoT, SCoT and SeCoT

## B Related Work

**Reproducing scientific papers by LLMs has already seen notable progress within the field of AI.** Xiang et al. [36] introduce SciReplicate-Bench, a benchmark designed to evaluate LLMs' ability to reproduce NLP algorithms from academic papers. Building on this benchmark, they propose SciReproducer, a dual-agent framework that collaborates to interpret algorithmic descriptions and implement the corresponding code. Seo et al. [31] and Lin et al. [25] further extend this line of work by presenting multi-agent LLM frameworks capable of transforming machine learning papers into fully executable code repositories. These systems go beyond traditional code generation by incorporating repository-level structure, multimodal content parsing, and iterative debugging. In the biomedical domain, Luo et al. [26] introduce BioResearcher, an end-to-end automated system designed to streamline the dry lab biomedical research workflow. BioResearcher employs a modular multi-agent architecture that integrates specialized agents for literature search, processing, experimental design, and programming, effectively addressing the challenges of multidisciplinary expertise and logical complexity. These studies all demonstrate the potential of large language models for reproducing research papers, but none have focused on the field of networking research.

**Applications of large language models in networking research.** Xiang et al. [35] demonstrate that LLMs can produce system code through prompt-based interactions; however, reproducing a single system demands significant manual effort, requiring on average 294.5 handcrafted prompts. Wang et al. [33] introduce LASER, a semi-automated, LLM-assisted framework aimed at facilitating experiment reproduction, but their work is limited to Low Earth Orbit (LEO) Satellite Networks (LSN). Other efforts, such as Chen et al. [12] and Yen et al. [39], leverage natural language processing techniques to convert structured inputs—like network configurations and RFC documents—into executable network system code. While these approaches showcase the potential of LLMs for networking tasks, they are confined to well-structured inputs or narrow application domains and fall short of addressing broader challenges such as end-to-end system code generation or evaluating novel contributions in the wider networking field.