

Who Gets Cited Most?

Benchmarking Long-Context Reasoning on Scientific Articles

Miao Li, Alexander Gurung, Irina Saparina, Mirella Lapata

School of Informatics, The University of Edinburgh

{miao.li@, alex.gurung@, i.saparina@sms., mlap@inf.}ed.ac.uk

Abstract

We introduce SciTrek, a novel question-answering benchmark designed to evaluate long-context reasoning capabilities of large language models (LLMs) using scientific articles. Current long-context benchmarks often focus on simple information retrieval tasks, or employ artificial contexts. SciTrek addresses these limitations by creating benchmark questions that require information aggregation and synthesis across multiple full-text scientific articles. The questions and their ground-truth answers are automatically generated by formulating them as SQL queries over a database constructed from article metadata (i.e., titles, authors, and references). These SQL queries provide explicit, verifiable reasoning processes that enable fine-grained error analysis on model answers, and the data construction scales to contexts of up to 1M tokens with minimal supervision. Experiments on open-weight and proprietary LLMs show that SciTrek poses significant challenges as the context length increases, with supervised fine-tuning and reinforcement learning offering only limited gains. Our analysis reveals systematic shortcomings of frontier LLMs’ ability to effectively perform numerical operations and accurately locate information in long contexts.¹

1 Introduction

Large language models (LLMs) show promise in accelerating scientific progress by assisting researchers in reviewing and synthesizing the growing body of literature (Pearson, 2024; Agarwal et al., 2025) and generating novel research ideas (Si et al., 2025; Baek et al., 2025). So much

so that industry products such as Deep Research², Elicit³, and Scite⁴ have emerged as dedicated tools to aid users with complex, multi-step research tasks. Scientific workflows often require processing large inputs: full scientific articles, collections of references, or structured datasets. A model capable of processing 100K+ tokens could simultaneously analyze multiple articles, track long chains of reasoning, or connect experimental results to prior work.

While long-context language models (LCLMs) are highly relevant to scientific tasks, existing benchmarks for evaluating their capabilities predominantly focus on non-scientific texts (Kuratov et al., 2024; Maekawa et al., 2025; Bai et al., 2025; Yen et al., 2025). They mostly address simple information retrieval tasks (e.g., Needle-In-A-Haystack; Kamradt 2023; Hsieh et al. 2024) rather than information integration, i.e., reasoning across multiple documents to synthesize information and answer complex questions. Some question-answering benchmarks (Asai et al., 2024; An et al., 2024; Bai et al., 2025) require information integration but do not provide a typology of the reasoning steps involved, making it difficult to determine which capabilities are being assessed and why a model fails.

Another issue relates to scalability and extensibility. When substantial human effort is required to generate benchmark questions and their answers (e.g., Asai et al. 2024), scaling to longer contexts or different types of questions becomes prohibitive. To better emulate scientific research practice, it is also important to evaluate a range of skills in *natural* contexts, such as a model’s ability to aggregate or filter information, and combinations thereof (Wang et al., 2024c). In contrast,

¹Our dataset and code are available from <https://github.com/oaimli/SciTrek>

²<https://openai.com/index/introducing-deep-research/>

³<https://elicit.com/>

⁴<https://scite.ai/>

Question	SQL Query	Answer
What is the highest number of authors that any single article has?	SELECT MAX(author_count) FROM articles	10
What is the word count of the titles of articles, sorted by the number of authors in ascending order?	SELECT title_word_count FROM articles ORDER BY author_count ASC	9, 17, 5, 6, 9, 12
How many references do articles with exactly two authors have?	SELECT reference_count FROM articles WHERE author_count = 2	16
What is the total number of words in the titles of all articles that have exactly 60 references?	SELECT SUM(title_word_count) FROM articles WHERE reference_count = 60	13
What are the names of the authors who are either the first or second author of an article, listed in descending order of their position?	SELECT author_name FROM article_author WHERE author_position < 2 ORDER BY author_position DESC	N. Shazeer, A. Vaswani
How many articles are cited by other articles but do not cite any other articles?	SELECT COUNT(*) FROM articles WHERE article_id NOT IN (SELECT article_id_citing FROM citing_cited) AND article_id IN (SELECT article_id_cited FROM citing_cited)	2

Table 1: The SciTrek benchmark: example questions with corresponding SQL queries and answers.

a few benchmarks rely on *artificial* contexts, created by adding noise (Kuratov et al., 2024) to short contexts (e.g., HotpotQA; Yang et al. 2018) or by synthesizing the input with LLMs (Maekawa et al., 2025).

In this paper, we create a question-answering benchmark based on scientific articles that aims to alleviate these issues. We assume a scenario where a researcher, possibly during the literature review process, seeks answers to specific questions when the related scientific articles are provided. As an example, consider the first question in Table 1: “What is the highest number of authors that any single article has?”. Although seemingly simple, it requires aggregation of information across multiple articles. To answer correctly, a hypothetical model would need to count the authors of each article in the collection and select the one with the largest number. We generate questions requiring explicit reasoning by focusing on basic numerical operations such as counting, aggregating, and sorting, applied to core elements of scientific articles: titles, authors, and references. Since these operations correspond to standard database functions, we can automatically generate arbitrarily complex SQL queries over any collection of scientific articles and obtain ground-truth answers without manual annotation by constructing database tables for titles, authors, and references. We ex-

ploit recent advances in LLM capabilities for SQL understanding and generation (Yu et al., 2018; Li et al., 2023; Hui et al., 2024) to automatically convert SQL queries into natural-language questions.

Our benchmark, SciTrek, contains a test set of 2,121 question-answer pairs on scientific articles and a training set of 19,543 question-answer pairs, with contexts of varying lengths (i.e., 64K, 128K, 512K, and 1M).⁵ Table 1 shows examples of questions, their corresponding SQL queries, and answers. While these questions are relatively superficial and do not engage deeply with the domain-specific content, they require models to retrieve and synthesize facts that are sparsely distributed across article collections and span long contexts. If models struggle with simple comparison, filtering, sorting, and aggregation operations, they might be impossible to succeed on more complex analytical tasks (Wolfson et al., 2020, 2025). We use SciTrek to evaluate the reasoning capabilities of LCLMs with context windows exceeding 128K tokens. Experimental results reveal that SciTrek poses significant challenges for these LCLMs. In general, models achieve poor performance, even when enhanced with supervised fine-tuning (SFT) and reinforcement learning (RL). This paper makes the following contributions:

- We propose a methodology for constructing

⁵In the paper, K refers to 1,024 and M to 1,024K.

a long-context question-answering benchmark over natural texts, where explicit reasoning processes are approximated via SQL operations involving information aggregation. The methodology requires minimal human intervention and generalizes to any domain with entities that can be structured as database tables.

- Extensive experiments reveal that frontier open-weight and proprietary LLMs struggle with this task, especially as input length increases. While SFT and RL improve over baseline models, performance remains limited. All models perform poorly on questions involving references and citation relationships among articles.
- By design, SciTrek enables fine-grained analysis of model behavior, offering insight into where and why models fail. Evaluation of open-weight models reveals systematic shortcomings in counting bibliographic elements and performing basic numeric operations, with error rates increasing as question length grows; models also frequently misinterpret compound conditions and struggle with logical constructs involving negation (see last question in Table 1).

2 Related Work

Long-context Language Modeling A growing body of work explores the challenges LLMs encounter when processing inputs that exceed their context lengths. Rotary Position Embeddings (RoPE; [Su et al. 2024](#)) have emerged as a widely used approach that replaces absolute positional embeddings with rotational transformations of token embeddings, improving generalization to unseen sequence lengths. Building on RoPE, several extensions introduce rescaling to further enhance performance on substantially longer inputs without the need for retraining ([Peng et al., 2024](#)).

Other architectural advances focus on reducing the quadratic cost of the Transformer attention mechanism ([Sun et al., 2025](#)). Sparse attention methods, such as LongFormer ([Beltagy et al., 2020](#)), compute only selected portions of the full attention matrix, thereby reducing computational cost and accelerating both prefilling and inference ([Jiang et al., 2024](#); [Fu et al., 2024](#)). Many contemporary models interleave sparse and full attention layers to balance efficiency and performance ([Dubey et al., 2024](#); [Llama Team, 2025](#);

[Yang et al., 2025](#); [Kamath et al., 2025](#)). Another popular strategy for reducing computation in long-context settings is to limit the number of active model parameters. Group Query Attention (GQA; [Ainslie et al. 2023](#)) enables multiple attention heads to share key-value projections, without significant performance loss. The open-weight LLMs used in our experiments combine these techniques, complemented by pretraining on long-context tasks ([Dubey et al., 2024](#); [Kamath et al., 2025](#); [Yang et al., 2025](#); [Llama Team, 2025](#)).

Long-context Datasets The growing interest in LCLMs has driven the development of numerous benchmarks designed to evaluate their performance. Initial benchmarks primarily assessed whether models can retrieve information from their context, typically through Needle-In-A-Haystack (NIAH) tasks, such as NeedleBench ([Li et al., 2024](#)). Building on these approaches, subsequent benchmarks either added distractor information to short-context tasks or scattered relevant information across synthetic contexts, such as AdaLEval ([Wang et al., 2024a](#)), BABILong ([Kuratov et al., 2024](#)), HELMET ([Yen et al., 2025](#)), LIFBENCH ([Wu et al., 2025b](#)), LongBench ([Bai et al., 2024](#)), and RULER ([Hsieh et al., 2024](#)).

In addition to retrieval, some benchmarks emphasize complex reasoning over long contexts. For example, OpenScholar ([Asai et al., 2024](#)) and LongBench v2 ([Bai et al., 2025](#)) contain questions that require extensive use of multiple documents provided as context, while DocFinQA ([Reddy et al., 2024](#)) and MedOdyssey ([Fan et al., 2025](#)) focus on financial and medical reasoning, respectively. Although not explicitly technical, LongMemEval ([Wu et al., 2025a](#)) and L-Eval ([An et al., 2024](#)) also require reasoning over natural, long-context information. However, evaluating model answers against these benchmarks remains challenging, as the reasoning steps required to arrive at correct responses are often opaque, making it difficult to assess failure modes. In contrast, HoloBench ([Maekawa et al., 2025](#)) and MathHay ([Wang et al., 2024b](#)) better delineate between the types of reasoning required for each question, but rely on unnatural contexts. CURIE ([Cui et al., 2025](#)), OpenScholar, and LongBench v2 evaluate reasoning over scientific articles, but their reliance on expert-curated questions and answers poses challenges for scalability to longer contexts or larger datasets.

Dataset	Natural Context	#SciQs	Reasoning	Scalable	Len	Example Question
NeedleBench	✗	—	✗	✓	128K	What legendary item is hidden on Emerald Island?
Ada-LEval	✗	—	✗	✓	128K	What is the correct order of the segments?
BABILong	✗	—	✗	✓	10M	Where is Mary?
HELMET	✗	—	✗	✗	128K	Who set the fire in one tree hill?
LIFBENCH	✗	—	✗	✓	128K	Retrieve the entry at position 8th in the list.
RULER	✗	—	✗	✓	128K	Find all variables that are assigned the value 12345.
OpenScholar	✓	208	✗	✗	3K*	Compile a list of reviews [...], and identify the most promising [...]
LongBench v2	✓	50	✗	✗	128K	How long have I been living in my current apartment in Shinjuku?
LongMemEval	✓	—	✗	✗	2M	How many bikes do I currently own?
L-Eval	✓	—	✗	✗	200K	How do I know when I should apply for Medicare?
HoloBench	✗	—	✓	✓	64K	What are the names of wines and their corresponding grape types?
MathHay	✗	—	✓	✓	128K	What is the total number of points scored by LeBron [...] combined?
Loong	✓	53	✓	✓	250K	Which company has the highest non-current assets?
SciTrek	✓	1,716	✓	✓	1M	How many articles are cited by other articles but do not cite any other articles?

Table 2: Representative benchmarks for evaluating LCLMs. Natural Context: does the benchmark have natural input contexts; #SciQs: the number of unique benchmark questions or instructions with ground-truth answers on scientific articles (—: benchmarks that are not using any scientific articles); Reasoning: does the benchmark provide detailed reasoning skills required to answer each question; Scalable: can the benchmark be extended with minimal effort (e.g., to longer contexts or larger datasets); Len: the maximum input length that the model supports in terms of tokens; *: length based on texts retrieved rather than full input (which is not available).

In designing SciTrek, we aim to retain many of the useful qualities of previous benchmarks (e.g., structured reasoning, scalability) while still proposing a fairly natural and easy task for humans to perform. We compare SciTrek with existing benchmarks in Table 2. Unlike Loong (Wang et al., 2024c), which tests broad long-context comprehension, SciTrek uniquely targets scientific synthesis and structured reasoning at extreme context lengths. Although we focus on scientific articles, our methodology could extend to other domains with explicit entities and relations. Thanks to the SQL backbone, we are able to construct questions testing various model skills (e.g., aggregation, filtering), and how these manifest themselves through explicit reasoning processes.

3 The SciTrek Benchmark

Figure 1 illustrates how SciTrek was curated: we first gather scientific article collections as contexts corresponding to different lengths (i.e., 64K, 128K, 512K, and 1M); we then create databases

representing the article metadata and SQL queries with answers from database execution; finally, we convert the SQL queries into natural language questions. We explain these stages in detail below.

3.1 Gathering Scientific Article Collections

SciTrek is constructed using scientific articles from Semantic Scholar.⁶ To cover diverse topics of articles, we obtain an initial set of seed articles from eight subjects: Computer Science (CS), Economics, Electronic Engineering (EE), Math, Physics, Biology, Finance, and Statistics.⁷ For each subject, we select two seed articles with more than 100 citations since 2020. For each article, we retrieve related articles from Semantic Scholar.⁸

⁶<https://www.semanticscholar.org/>

⁷Following the typology of subjects from <https://arxiv.org/>.

⁸Semantic Scholar provides APIs to retrieve scientific articles with metadata including titles, authors, a reference list with articles that the current article cites, and a citation list with articles that cite the current article. Throughout this paper, a reference is a bibliographic entry listed in the reference

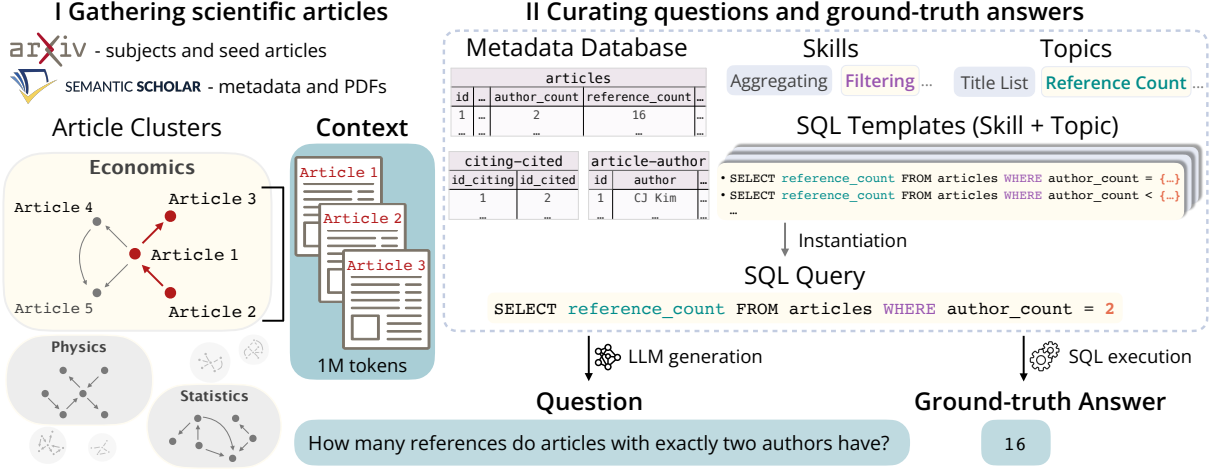


Figure 1: Overview of SciTrek construction process: we gather article collections of varying scales; we then obtain SQL queries and their answers based on databases (which store collection-specific metadata); and finally we convert SQL queries to natural language questions. The final dataset consists of input contexts (full-text scientific articles), natural language questions, and their answers, all highlighted in blue.

To ensure broad coverage, we include two-hop related articles identified via Semantic Scholar’s citation graph based on the reference and citation list. For each seed article, we randomly sample ten first-hop related articles, and for each of these, we further sample five second-hop related articles to form an article cluster. Since full texts are required, we filter out articles without PDFs. This process yields 16 article clusters comprising 662 scientific articles with PDFs across eight subjects (see step I in Figure 1). Finally, we convert the collected PDFs into markdown texts using Marker.⁹

From these clusters, we create article collections of varying context lengths for our question-answering task. By concatenating the markdown texts, we generate collections with lengths of 64K, 128K, 512K, and 1M tokens.¹⁰ Each collection is initialized with a randomly selected article, and additional articles are added until it reaches a specified length level. We expand the collections using two strategies: (1) random sampling from the clusters, and (2) traversing the citation graph within each cluster (using both depth-first and breadth-first search) to construct collections that preserve citation relations among articles. Each collection contains at least four articles, and no two collections share more than half of their articles. From the 662 scientific articles across 16 clusters,

we construct 2,612 article collections spanning all four length levels, including 2,027 generated through random sampling and 585 through graph traversal.

3.2 Creating Databases and SQL Queries

Once the article collections are assembled, we construct a database for each (see step II in Figure 1), focusing on a core subset of elements shared across all articles: titles, authors, and references. Based on these key elements, each database comprises three tables: *articles*, *article-author*, and *citing-cited*. The *articles* table contains metadata such as the title, reference count, and title word count. The *article-author* table captures author information, including names and their positions in the corresponding author list. The *citing-cited* table records citation relations among articles. A detailed description is provided in Appendix A. This information is obtained from Semantic Scholar or derived via simple preprocessing, such as splitting titles and counting words. Manual corrections were applied as needed to align with the full-text Markdown articles.

The core SQL¹¹ commands summarized in Table 3 form the foundation for building SQL queries, often combined with operators (comparison, arithmetic, logical) to create more complex queries (since WHERE is used to filter data, it always works in conjunction with SQL operators). Aside

section of a scientific article, whereas a citation is an in-text acknowledgement of another’s work within the article.

⁹<https://github.com/datalab-to/marker>

¹⁰We can easily construct collections with arbitrary lengths exceeding 1M tokens.

¹¹Structured Query Language (SQL) is a standardized language for managing and querying relational databases.

SQL Commands	
Aggregating	MAX, MIN, SUM, AVG, COUNT, DISTINCT
Sorting	ORDER BY, ASC, DESC, GROUP BY
Filtering	WHERE

SQL Operators	
Comparison	=, >, <, >=, <=, <>, LIKE
Arithmetic	+, -, *, /, %
Logical	AND, NOT, OR, BETWEEN, IN

Table 3: Core commands and operators in SQL.

from the SQL commands in Table 3 (Aggregating, Sorting, and Filtering), we define composite commands based on their combinations (i.e., Filtering+Aggregating and Filtering+Sorting). Using these, we manually create SQL query templates targeting different topics related to key elements of scientific articles, including Author Count, Author List, Reference Count, Title List, and Title Word Count. This process is illustrated in Figure 1 (right panel) and example templates are shown in Table 4; Note that some templates include placeholders to be instantiated with specific values. Finally, to capture authorship and citation relations, we introduce Relational Filtering and the topics of Author Relation and Citation Relation, which specifically target authorship and citation relations.

We collectively refer to the SQL commands in Table 4 as information processing skills, since they test different information processing capabilities. We have various templates per skill, designed to be applicable across article collections. For each collection, we randomly select 10 templates and instantiate them with collection-specific values for all placeholders. We then execute these queries against the corresponding database to generate ground-truth answers.

3.3 Converting SQL Queries to Natural Language

We use Qwen2.5-Coder-32B-Instruct (Hui et al., 2024) to convert SQL queries into natural language questions. To ensure queries and questions are meaning-preserving, we validate each generated question by converting it back to SQL and verifying that both queries produce identical results when executed against the collection database. For each SQL-collection pair, we repeat this process up to 10 times; if no valid question is obtained, we discard the query for that collection.

Skill	Count	Example Query Template
Aggregating	20	SELECT MAX(author_count) FROM articles
Sorting	27	SELECT title_wstatisticsord_count FROM articles ORDER BY author_count ASC
Filtering	107	SELECT author_name FROM article_author WHERE author_position = {author-position}
Filtering+Aggregating	107	SELECT SUM(title_word_count) FROM articles WHERE reference_count = {reference-count}
Filtering+Sorting	106	SELECT author_count FROM articles WHERE title_word_count % 2 = 1 ORDER BY title_word_count DESC
Relational Filtering	20	SELECT COUNT(*) FROM articles WHERE article_id NOT IN (SELECT article_id_citing FROM citing_cited) AND article_id IN (SELECT article_id_cited FROM citing_cited)

Table 4: SQL templates representing different information processing skills. {author-position}, {reference-count} are placeholders.

Using the prompts in Appendix E, we successfully generate natural language questions for 82.9% of SQL-collection pairs. Following this, we obtain 2,121 test questions for evaluating models against the four context lengths defined in Section 3.1, and 19,543 instances for training (see Section 4.2). Table 5 presents descriptive statistics for the SciTrek test set. For each context length, our test partition covers all information processing skills and question topics described in Section 3.2. The distribution of SQL commands and operators is provided in Appendix A, Table 11.

3.4 Data Quality Validation

To validate SCITREK’s quality, we crowdsourced human annotations through Prolific.¹² Annotators (English native speakers from the US or the UK) were asked to answer natural language questions from a random sample of 120 instances, with 20 instances representing each of the six skills listed in Table 4. Crowdworkers answered questions using database tables rather than full-text articles, as documents spanning 1M tokens are impractical for humans to review.

¹²<https://www.prolific.com>

Length	Instances	Articles/C	Words/Q	Words/A
64K	112	4.2	14.6	6.2
128K	728	5.7	16.9	7.9
512K	667	22.7	18.1	30.9
1M	614	46.3	18.6	63.6

Table 5: Descriptive statistics for SciTrek (test set). Length: the length level of input tokens; Instances: number of question-answer pairs with their contexts; Articles/C: average number of scientific articles per context; Words/Q: average number of words per question; Words/A: average number of words per answer.

Each instance was annotated by three participants who were given the same instructions as those used for model testing with database tables as context (Figure 7, Appendix E). In each annotation session, crowdworkers were given three questions with different contexts. To ensure annotation quality, each session included a quality control question. On average, annotators spent about 5.5 minutes per session and were compensated above the UK living wage, at £12 per hour.

We measured inter-annotator agreement and the alignment between database-derived answers (from SQL query execution) and human responses using exact match. Annotators were considered in agreement if two or more provided the same answer. Similarly, database answers were considered aligned with human responses if they matched the responses of two or more annotators. Table 6 reports average agreement and alignment across 120 instances, showing strong inter-annotator agreement and high consistency between database-derived and human answers.

Manual inspection of all 120 questions given to annotators reveals that 3 of the 19 Relational Filtering questions were ambiguous, explaining the gap between alignment and agreement for this category in Table 6. While Qwen2.5-Coder-32B-Instruct generally converts SQL queries to natural language accurately, the complexity of Relational Filtering queries can introduce ambiguity.

4 Results

In our experiments, we evaluate both proprietary and open-weight models from various families that support contexts exceeding 128K and have shown strong performance on language understanding and mathematical reasoning benchmarks, e.g., MMLU (Hendrycks et al., 2021a) and MATH (Hendrycks et al., 2021b). For each

Skill	Agree (%)	Align (%)
Aggregating	85.7	85.7
Sorting	85.0	80.0
Filtering	85.7	85.7
Filtering+Aggregating	95.0	85.0
Filtering+Sorting	89.5	89.5
Relational Filtering	89.5	73.7
All	88.3	83.3

Table 6: Inter-annotator agreement measured on a sample of 120 answers. Answers obtained from executing SQL queries are considered aligned if they match those provided by two or more annotators.

family, we select the largest model we can feasibly run with our resources.¹³ For example, we use Llama-4-Scout-17Bx16E-Instruct instead of Llama-4-Maverick-17B-128E-Instruct, and the distilled variant of DeepSeek-R1. Table 7 provides an overview of the models we consider, which vary in parameter scale and supported context length (most were released within the past six months). For detailed model descriptions and settings, refer to Appendix B. We evaluate models in two context settings: (1) using the full-text scientific articles within a given collection as context and (2) using only the corresponding database tables. All models in our study are instruction-tuned, and we employ a uniform set of prompts across them, as detailed in Appendix E. We assess performance using average exact match and F1, as the expected outputs are factual items with minimal variation, such as specific numbers, author names, or article titles. For higher confidence, reported metrics are averages across three runs.

4.1 Zero-shot Prompting

Our zero-shot results are summarized in Table 7. Overall, we observe that SciTrek is challenging especially when using the full-text articles as contexts. In this setting, performance drops for all models as the input gets longer. This trend also manifests itself when using database tables as context. Perhaps unsurprisingly, proprietary models significantly outperform open-weight ones. We observe similar tendencies when using F1 as the evaluation metric (see Appendix C).

Figure 2 presents a fine-grained analysis for the best six models across question topics (e.g., author count, reference count, citation relations),

¹³Experiments were conducted on 4 NVIDIA HGX H200s.

Model	Context Size	Full-text Articles				Database Tables			
		F-64	F-128	F-512	F-1024	D-64	D-128	D-512	D-1024
Qwen2.5-7B-Instruct-1M	1M	4.5	2.8	0.3	0.0	20.5	14.3	5.0	2.0
Qwen2.5-14B-Instruct-1M	1M	8.3	6.5	1.6	0.1	33.3	27.2	11.0	5.9
Qwen3-4B-Instruct-2507	256K	2.1	7.2	—	—	25.9	16.9	6.9	2.8
Qwen3-4B-Thinking-2507	256K	41.1	29.3	—	—	90.2	83.1	71.8	52.3
Qwen3-30B-A3B-Instruct-2507	256K	5.4	3.2	—	—	29.8	21.2	6.0	4.2
Qwen3-30B-A3B-Thinking-2507	256K	53.3	42.0	—	—	92.3	86.2	73.5	61.1
Gemma-3-27B-IT	128K	6.2	3.4	—	—	31.8	25.0	11.3	6.1
Llama-4-Scout-17Bx16E-Instruct	10M	5.4	2.8	1.3	1.1	28.6	19.0	7.4	4.0
Llama-3.3-70B-Instruct	128K	8.3	3.5	—	—	47.0	36.2	14.6	8.1
DeepSeek-R1-Distill-Llama-70B	128K	22.0	6.0	—	—	83.3	74.2	56.8	42.2
Gemini 2.5 Pro	1M	41.7	26.0	★	★	91.7	83.5	55.4	31.5
GPT-4.1	1M	21.1	11.7	3.9	2.5	69.3	53.8	24.8	16.1
o4-mini	195K	61.0	46.5	—	—	95.2	87.8	79.4	72.6

Table 7: Evaluation of open-weight (top) and proprietary (bottom) models on SciTrek using exact match (%). Results are reported for two settings: using the full-text scientific articles as context and using the corresponding database tables. F-* refers to test data showing full-text article clusters with different maximum lengths, 64K/128K/512K/1M. D-* refers to test data showing the database tables corresponding to F-64/128/512/1024 as input. Note that for any given article cluster, the database representation is significantly shorter (mean length \sim 2K tokens); therefore we are able to pass database representations for all lengths to all models. Context Size denotes the maximum context length supported by each model. — indicates the model cannot handle the given context size; ★ indicates that the model was not evaluated due to prohibitive computational cost.

skills (e.g., aggregating, sorting), and subjects (e.g., Economics, Biology) when using full-text articles as context. Model performance shows little variation by subject. However, most models struggle more with sorting tasks, while performing better on aggregation. Performance is lowest on citation-related questions (i.e., Citation Relation, Reference Count), and somewhat higher on author- and title-related questions.

4.2 Long-context Post-training

Leveraging the data generation methodology described in Section 3, we curate a substantial training dataset (19,543 instances) across four context lengths including 64K, 128K, 512K, and 1M. We use this data to assess whether more training could improve the performance of open-weight models on full-text articles. We experiment with two well-established techniques: supervised fine-tuning (SFT) and reinforcement learning (RL). Because of the high computational cost, for this suite of experiments, we only report results with Qwen2.5-7B-Instruct-1M on data with maximum context of 128K tokens (7,703 training instances).

Moreover, we examine whether the post-trained model can generalize along the dimensions of input length, question topics, and information processing skills. We compare in-distribution perfor-

mance where the model is trained and tested in similar conditions (e.g., on lengths of 64K and 128K) to out-of distribution where the model is tested on an unseen dimension. Specifically, we train the model on data corresponding to 64K and 128K context lengths and evaluate it both in-distribution (64K, 128K) and out-of-distribution (512K, 1M). For question topic, training uses author- and title-related questions at 64K and 128K, with evaluation covering the same topics in-distribution and citation-related questions out-of-distribution. For skills, training is performed on non-relational questions (Aggregating, Sorting, Filtering, Filtering+Sorting, Filtering+Aggregating), with evaluation including these in-distribution skills and the out-of-distribution Relational Filtering skill.

For SFT, we train the model for 500 steps with a batch size of 32, a learning rate of 2×10^{-6} , and a warm-up rate of 0.05. For RL, we use GRPO (Shao et al., 2024) with a mixed reward of EM and F1 to encourage the model to produce both reasoning traces and answers. GRPO was chosen due to its success in similar verifiable and long-context tasks (Shao et al., 2024; Mroueh, 2025; Gurung and Lapata, 2025; Zheng et al., 2025). We found a simple sum of EM and F1 to improve accuracy over time while still providing

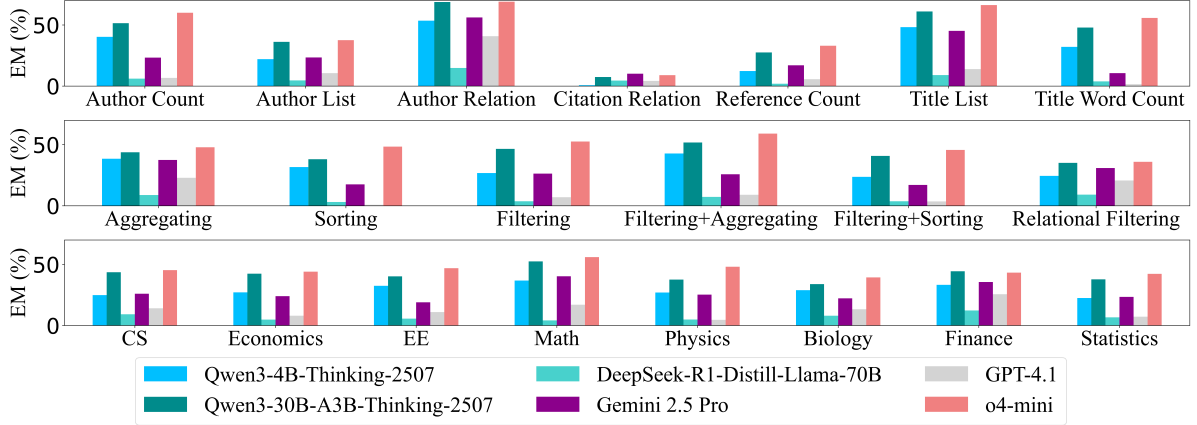


Figure 2: Fine-grained analysis for best performing models in terms of exact match (EM). We examine how model performance varies across question topics (top), information processing skills (middle) and subjects (bottom) when using full-text scientific articles as context with an input length of 128K.

Models	Length		Topic		Skills	
	ID	OOD	ID	OOD	ID	OOD
Qwen2.5 (ZS)	3.1	0.2	3.9	1.5	1.4	5.8
Qwen2.5 (SFT)	16.3	2.3	20.9	10.0	10.8	19.2
Qwen2.5 (GRPO)	22.5	2.0	30.6	7.5	20.0	26.8
GPT-4.1 (ZS)	13.0	3.4	17.3	5.0	8.0	21.5
Gemini 2.5 Pro (ZS)	28.1	—	36.0	13.5	24.9	33.7
o4-mini (ZS)	48.4	—	62.5	22.3	53.7	39.3

Table 8: Post-training Qwen2.5-7B-Instruct-1M on SciTrek. Results with SFT and GRPO are compared with zero-shot prompting (ZS) of the same model and other proprietary models in terms of exact match (%). ID is a shorthand for in-distribution, and OOD for out-of-distribution. —: the model cannot handle the context size or has prohibitive computational cost.

a useful training signal from difficult questions. The prompt for generating reasoning traces is provided in Appendix E. Since GRPO optimization is time-consuming, we restrict training to a single epoch which takes around 5 days. The results in terms of exact match in Table 8 demonstrate that both SFT and GRPO slightly improve performance across dimensions, surpassing GPT-4.1 despite its much larger parameter size. However, Qwen2.5-7B-Instruct-1M is still not able to generalize to longer inputs, but does improve on out-of-distribution question topics and information processing skills.

5 Model Failure Analysis

We conduct additional analysis to understand model failures on SciTrek when using full-text articles as context. Table 9 shows correlations

between model performance and various factors: the number of input articles, the question length (LenQ), the length of the underlying SQL query (LenSQL), and the answer length (LenA). They indicate that model performance correlates primarily with the question length, while o4-mini shows correlations with the number of input articles and the length of the SQL query.

Inspection of model answers reveals several failure patterns: (1) weaker models tend to respond by simply outputting “NULL”, which suggests they rely more on the instruction to produce a fallback answer rather than genuinely understanding the given context; (2) models often fail to follow the specified output formats, e.g., returning author lists when author numbers are requested; (3) models sometimes provide incomplete answers when lists are requested for questions that require aggregation; and (4) models misinterpret compound conditions, particularly struggling with negation-based filtering (e.g., the last example in Table 1). More details of failure analysis are provided in Appendix D.

We also manually analyzed 200 reasoning traces from Qwen2.5-7B-1M (GRPO), Qwen3-4B-A3B-Thinking-2507 and DeepSeek-R1-Distill-Llama-70B for 25 random SQL query templates.¹⁴ Specifically, we examined whether

¹⁴Reasoning traces from Qwen2.5-7B-1M (GRPO), Qwen3-4B-A3B-Thinking-2507, and DeepSeek-R1-Distill-Llama-70B are lengthy, averaging 638, 1,685, and 2,320 respectively. We will release these traces along with our code, but we omit them here due to space constraints. We cannot obtain reasoning traces from Gemini 2.5 Pro, GPT-4.1 and o4-mini for analysis.

Model	#Articles	Question Length	SQL Length	Ground-truth Answer Length
Qwen2.5-7B-1M	-0.04	-0.15*	0.11	-0.01
Qwen2.5-14B-1M	-0.04	-0.16*	0.07	-0.06
Qwen3-4B-Instruct-2507	-0.01	-0.16*	0.05	-0.03
Qwen3-4B-Thinking-2507	-0.06	-0.14*	-0.19*	-0.01
Qwen3-30B-A3B-Instruct-2507	-0.02	-0.15*	0.06	0.08
Qwen3-30B-A3B-Think-2507	-0.12*	-0.08	-0.19*	-0.02
Gemma-3-27B-IT	-0.08	-0.14*	0.02	-0.08
Llama-4-Scout	-0.10*	-0.17*	-0.03	-0.03
Llama-3.3-70B	-0.06	-0.16*	-0.03	-0.05
DeepSeek-R1-Distill-Llama-70B	-0.15*	-0.16*	-0.02	-0.08
Gemini 2.5 Pro	-0.16*	-0.22*	-0.03	-0.01
GPT-4.1	-0.07	-0.21*	0.06	0.06
o4-mini	-0.14*	-0.09	-0.25*	-0.06
Qwen2.5-7B-Instruct-1M (SFT)	-0.03	-0.32*	0.09	-0.14*
Qwen2.5-7B-Instruct-1M (GRPO)	-0.07	-0.13*	-0.02	-0.08

Table 9: Pearson correlation between various factors and model performance using exact match (with full-text articles as context, 128K token length). The length of questions, SQL queries, and ground-truth answers is computed by counting words separated by spaces. Bold values indicate the strongest correlation for each model, and * denotes significant correlations with p-value <0.05. Zero-shot models are shown in the first block, supervised versions of Qwen2.5-7B-Instruct-1M are shown in the second block.

the reasoning is logically sound and whether individual steps obtain accurate information from specific contexts. We find that (1) the overall reasoning remains logically sound at 64K and 128K context lengths for all three models, although their traces occasionally include repeated steps or extraneous operations unrelated to the question; (2) despite not being trained for 512K, Qwen2.5-7B-1M (GRPO) still demonstrates coherent reasoning, but with reduced accuracy in specific steps compared to 64K and 128K; and (3) most reasoning steps that require counting are not accurate especially for references, which leads to incorrect answers from these models especially for Qwen2.5-7B-1M (GRPO). These findings indicate that GRPO-based reinforcement learning improves abstract reasoning without enhancing the model’s accuracy in fine-grained operations, such as counting references.

6 Conclusion

We introduce SciTrek, a benchmark for evaluating LLMs’ ability to perform multi-document information synthesis and structured reasoning over full-text scientific articles. By generating questions and ground-truth answers through a SQL backbone operating on article metadata, we provide a highly scalable framework with explicit reasoning processes that enables fine-grained error analysis.

Our extensive evaluation demonstrates that Sc-

iTrek poses a significant challenge to open-weight and proprietary LLMs, with only modest performance gains observed through supervised fine-tuning and reinforcement learning. Specifically, models struggle with compound logical conditions, fail at sorting tasks, and often produce incomplete or poorly formatted outputs. We believe the proposed methodology for creating SciTrek generalizes beyond titles, authors, and references to encompass broader metadata elements and domains, offering a tool to diagnose persistent shortcomings in LCLMs and improve their capability to support scientific workflows.

7 Limitations

While SciTrek benchmarks fundamental reasoning capabilities (including filtering, sorting, aggregating and their combinations) of LCLMs on scientific articles, it covers only a limited set of core elements of scientific articles, specifically titles, authors, and references. Future work will explore additional long-context model capabilities for understanding scientific articles, such as interpreting figures and performing domain-specific content reasoning.

References

Shubham Agarwal, Gaurav Sahu, Abhay Puri, Issam H. Laradji, Krishnamurthy Dj Dvijotham,

- Jason Stanley, Laurent Charlin, and Christopher Pal. 2025. [Litllms, llms for literature review: Are we there yet?](#) *Trans. Mach. Learn. Res.*, 2025.
- Joshua Ainslie, James Lee-Thorp, Michiel de Jong, Yury Zemlyanskiy, Federico Lebron, and Sumit Sanghai. 2023. [GQA: Training generalized multi-query transformer models from multi-head checkpoints](#). In *The 2023 Conference on Empirical Methods in Natural Language Processing*.
- Chenxin An, Shansan Gong, Ming Zhong, Xingjian Zhao, Mukai Li, Jun Zhang, Lingpeng Kong, and Xipeng Qiu. 2024. [L-eval: Instituting standardized evaluation for long context language models](#). In *Proceedings of the 62nd Annual Meeting of the Association for Computational Linguistics (Volume 1: Long Papers)*, pages 14388–14411, Bangkok, Thailand. Association for Computational Linguistics.
- Akari Asai, Jacqueline He, Rulin Shao, Weijia Shi, Amanpreet Singh, Joseph Chee Chang, Kyle Lo, Luca Soldaini, Sergey Feldman, Mike D’Arcy, David Wadden, Matt Latzke, Minyang Tian, Pan Ji, Shengyan Liu, Hao Tong, Bohao Wu, Yanyu Xiong, Luke Zettlemoyer, Graham Neubig, Daniel S. Weld, Doug Downey, Wen-tau Yih, Pang Wei Koh, and Hannaneh Hajishirzi. 2024. [Openscholar: Synthesizing scientific literature with retrieval-augmented lms](#). *CoRR*, abs/2411.14199.
- Jinheon Baek, Sujay Kumar Jauhar, Silviu Cucerzan, and Sung Ju Hwang. 2025. [ResearchAgent: Iterative research idea generation over scientific literature with large language models](#). In *Proceedings of the 2025 Conference of the Nations of the Americas Chapter of the Association for Computational Linguistics: Human Language Technologies (Volume 1: Long Papers)*, pages 6709–6738, Albuquerque, New Mexico. Association for Computational Linguistics.
- Yushi Bai, Xin Lv, Jiajie Zhang, Hongchang Lyu, Jiankai Tang, Zhidian Huang, Zhengxiao Du, Xiao Liu, Aohan Zeng, Lei Hou, Yuxiao Dong, Jie Tang, and Juanzi Li. 2024. [Longbench: A bilingual, multitask benchmark for long context understanding](#). In *Proceedings of the 62nd Annual Meeting of the Association for Computational Linguistics (Volume 1: Long Papers)*, ACL 2024, Bangkok, Thailand, August 11-16, 2024, pages 3119–3137. Association for Computational Linguistics.
- Yushi Bai, Shangqing Tu, Jiajie Zhang, Hao Peng, Xiaozhi Wang, Xin Lv, Shulin Cao, Jiazheng Xu, Lei Hou, Yuxiao Dong, Jie Tang, and Juanzi Li. 2025. [Longbench v2: Towards deeper understanding and reasoning on realistic long-context multitasks](#). In *Proceedings of the 63rd Annual Meeting of the Association for Computational Linguistics (Volume 1: Long Papers)*, ACL 2025, Vienna, Austria, July 27 - August 1, 2025, pages 3639–3664. Association for Computational Linguistics.
- Iz Beltagy, Matthew E. Peters, and Arman Cohan. 2020. [Longformer: The long-document transformer](#).
- Hao Cui, Zahra Shamsi, Gowoon Cheon, Xuejian Ma, Shutong Li, Maria Tikhonovskaya, Peter Christian Norgaard, Nayantara Mudur, Martyna Beata Plomecka, Paul Raccuglia, Yasaman Bahri, Victor V. Albert, Pranesh Srinivasan, Haining Pan, Philippe Faist, Brian Rohr, Michael J. Statt, Dan Morris, Drew Purves, Elise Kleeman, and et al. 2025. [CURIE: evaluating llms on multitask scientific long-context understanding and reasoning](#). In *The Thirteenth International Conference on Learning Representations, ICLR 2025, Singapore, April 24-28, 2025*. OpenReview.net.
- Abhimanyu Dubey, Abhinav Jauhri, Abhinav Pandey, Abhishek Kadian, Ahmad Al-Dahle, Aiesha Letman, Akhil Mathur, Alan Schelten, Amy Yang, Angela Fan, Anirudh Goyal, Anthony Hartshorn, Aobo Yang, Archi Mitra, Archie Sravankumar, Artem Korenev, Arthur Hinsvark, Arun Rao, Aston Zhang, Aurélien Rodriguez, Austen Gregerson, Ava Spataru, Baptiste Rozière, Bethany Biron, Binh Tang, Bobbie Chern, Charlotte Caucheteux, Chaya Nayak, Chloe Bi, Chris Marra, Chris McConnell, Christian Keller, Christophe Touret, Chunyang Wu, Corinne Wong, Cristian Canton Ferrer, Cyrus Nikolaidis, Damien Allonsius, Daniel Song, Danielle Pintz, Danny Livshits, David Esiobu, Dhruv Choudhary, Dhruv Mahajan, Diego Garcia-Olano, Diego

- Perino, Dieuwke Hupkes, Egor Lakomkin, Ehab AlBadawy, Elina Lobanova, Emily Dinan, Eric Michael Smith, Filip Radenovic, Frank Zhang, Gabriel Synnaeve, Gabrielle Lee, Georgia Lewis Anderson, Graeme Nail, Grégoire Mialon, Guan Pang, Guillem Cucurell, Hailey Nguyen, Hannah Korevaar, Hu Xu, Hugo Touvron, Iliyan Zarov, Imanol Arrieta Ibarra, Isabel M. Kloumann, Ishan Misra, Ivan Evtimov, Jade Copet, Jaewon Lee, Jan Geffert, Jana Vranes, Jason Park, Jay Mahadeokar, Jeet Shah, Jelmer van der Linde, Jennifer Billock, Jenny Hong, Jenya Lee, Jeremy Fu, Jianfeng Chi, Jianyu Huang, Jiawen Liu, Jie Wang, Jiecao Yu, Joanna Bitton, Joe Spisak, Jongsoo Park, Joseph Rocca, Joshua Johnston, Joshua Saxe, Junteng Jia, Kalyan Vasuden Alwala, Kartikeya Upasani, Kate Plawiak, Ke Li, Kenneth Heafield, Kevin Stone, and et al. 2024. [The llama 3 herd of models](#). *CoRR*, abs/2407.21783.
- Yongqi Fan, Hongli Sun, Kui Xue, Xiaofan Zhang, Shaoting Zhang, and Tong Ruan. 2025. [MedOdyssey: A medical domain benchmark for long context evaluation up to 200K tokens](#). In *Findings of the Association for Computational Linguistics: NAACL 2025*, pages 32–56, Albuquerque, New Mexico. Association for Computational Linguistics.
- Tianyu Fu, Haofeng Huang, Xuefei Ning, Genghan Zhang, Boju Chen, Tianqi Wu, Hongyi Wang, Zixiao Huang, Shiyao Li, Shengen Yan, Guohao Dai, Huazhong Yang, and Yu Wang. 2024. [Moa: Mixture of sparse attention for automatic large language model compression](#).
- Alexander Gurung and Mirella Lapata. 2025. [Learning to reason for long-form story generation](#). In *Second Conference on Language Modeling*.
- Dan Hendrycks, Collin Burns, Steven Basart, Andy Zou, Mantas Mazeika, Dawn Song, and Jacob Steinhardt. 2021a. [Measuring massive multitask language understanding](#). In *9th International Conference on Learning Representations, ICLR 2021, Virtual Event, Austria, May 3-7, 2021*. OpenReview.net.
- Dan Hendrycks, Collin Burns, Saurav Kadavath, Akul Arora, Steven Basart, Eric Tang, Dawn Song, and Jacob Steinhardt. 2021b. [Measuring mathematical problem solving with the MATH dataset](#). In *Proceedings of the Neural Information Processing Systems Track on Datasets and Benchmarks 1, NeurIPS Datasets and Benchmarks 2021, December 2021, virtual*.
- Cheng-Ping Hsieh, Simeng Sun, Samuel Kriman, Shantanu Acharya, Dima Rekish, Fei Jia, Yang Zhang, and Boris Ginsburg. 2024. [RULER: what’s the real context size of your long-context language models?](#) *CoRR*, abs/2404.06654.
- Binyuan Hui, Jian Yang, Zeyu Cui, Jiaxi Yang, Dayiheng Liu, Lei Zhang, Tianyu Liu, Jiajun Zhang, Bowen Yu, Keming Lu, et al. 2024. Qwen2. 5-coder technical report. *arXiv preprint arXiv:2409.12186*.
- Huiqiang Jiang, YUCHENG LI, Chengruidong Zhang, Qianhui Wu, Xufang Luo, Surin Ahn, Zhenhua Han, Amir H. Abdi, Dongsheng Li, Chin-Yew Lin, Yuqing Yang, and Lili Qiu. 2024. [MInference 1.0: Accelerating pre-filling for long-context LLMs via dynamic sparse attention](#). In *The Thirty-eighth Annual Conference on Neural Information Processing Systems*.
- Aishwarya Kamath, Johan Ferret, Shreya Pathak, Nino Vieillard, Ramona Merhej, Sarah Perrin, Tatiana Matejovicova, Alexandre Ramé, Morgane Rivière, Louis Rouillard, Thomas Mesnard, Geoffrey Cideron, Jean-Bastien Grill, Sabela Ramos, Edouard Yvinec, Michelle Casbon, Etienne Pot, Ivo Penchev, Gaël Liu, Francesco Visin, Kathleen Kenealy, Lucas Beyer, Xiaohai Zhai, Anton Tsitsulin, Róbert Busa-Fekete, Alex Feng, Noveen Sachdeva, Benjamin Coleman, Yi Gao, Basil Mustafa, Iain Barr, Emilio Parisotto, David Tian, Matan Eyal, Colin Cherry, Jan-Thorsten Peter, Danila Sinopalnikov, Surya Bhupatiraju, Rishabh Agarwal, Mehran Kazemi, Dan Malkin, Ravin Kumar, David Vilar, Idan Brusilovsky, Jiaming Luo, Andreas Steiner, Abe Friesen, Abhanshu Sharma, Abheesht Sharma, Adi Mayrav Gilady, Adrian Goedeckemeyer, Alaa Saade, Alexander Kolesnikov, Alexei Bendebury, Alvin Abdagic, Amit Vadi, András György, André Susano Pinto, Anil Das, Ankur Bapna, Antoine Miech, Antoine Yang, Antonia Paterson, Ashish Shenoy, Ayan Chakrabarti, Bi-

- lal Piot, Bo Wu, Bobak Shahriari, Bryce Petrin, Charlie Chen, Charline Le Lan, Christopher A. Choquette-Choo, CJ Carey, Cormac Brick, Daniel Deutsch, Danielle Eisenbud, Dee Cattle, Derek Cheng, Dimitris Pappas, Divyashree Shivakumar Sreepathihalli, Doug Reid, Dustin Tran, Dustin Zelle, Eric Noland, Erwin Huizenga, Eugene Kharitonov, Frederick Liu, Gagik Amirkhanyan, Glenn Cameron, Hadi Hashemi, Hanna Klimczak-Plucinska, Harman Singh, Harsh Mehta, Harshal Tushar Lehri, Hussein Hazimeh, Ian Ballantyne, Idan Szpektor, Ivan Nardini, Jean Pouget-Abadie, Jetha Chan, Joe Stanton, John Wieting, Jonathan Lai, Jordi Orbay, Joseph Fernandez, Josh Newlan, Ju-yeong Ji, Jyotinder Singh, Kat Black, Kathy Yu, Kevin Hui, Kiran Vodrahalli, Klaus Greff, Linhai Qiu, Marcella Valentine, Marina Coelho, Marvin Ritter, Matt Hoffman, Matthew Watson, Mayank Chaturvedi, Michael Moynihan, Min Ma, Nabila Babar, Natasha Noy, Nathan Byrd, Nick Roy, Nikola Momchev, Nilay Chauhan, Oskar Bunyan, Pankil Botarda, Paul Caron, Paul Kishan Rubenstein, Phil Culliton, Philipp Schmid, Pier Giuseppe Sessa, Pingmei Xu, Piotr Stanczyk, Pouya Tafti, Rakesh Shivan, Renjie Wu, Renke Pan, Reza Rokni, Rob Willoughby, Rohith Vallu, Ryan Mullins, Sammy Jerome, Sara Smoot, Sertan Girgin, Shariq Iqbal, Shashir Reddy, Shruti Sheth, Siim Pöder, Sijal Bhatnagar, Sindhu Raghuram Panyam, Sivan Eiger, Susan Zhang, Tianqi Liu, Trevor Yacovone, Tyler Liechty, Uday Kalra, Utku Evci, Vedant Misra, Vincent Roseberry, Vlad Feinberg, Vlad Kolesnikov, Woohyun Han, Woosuk Kwon, Xi Chen, Yinlam Chow, Yuvein Zhu, Zichuan Wei, Zoltan Egyed, Victor Cotruta, Minh Giang, Phoebe Kirk, Anand Rao, Jessica Lo, Erica Moreira, Luiz Gustavo Martins, Omar Sanseviero, Lucas Gonzalez, Zach Gleicher, Tris Warkentin, Vahab Mirrokni, Evan Senter, Eli Collins, Joelle K. Barral, Zoubin Ghahramani, Raia Hadsell, Yossi Matias, D. Sculley, Slav Petrov, Noah Fiedel, Noam Shazeer, Oriol Vinyals, Jeff Dean, Demis Hassabis, Koray Kavukcuoglu, Clément Faron, Elena Buchatskaya, Jean-Baptiste Alayrac, Rohan Anil, Dmitry (Dima) Lepikhin, Sebastian Borgeaud, Olivier Bachem, Armand Joulin, Alek Andreev, Cassidy Hardin, Robert Dadashi, and Léonard Hussenot. 2025. [Gemma 3 technical report](#). *CoRR*, abs/2503.19786.
- Greg Kamradt. 2023. [Needle in a haystack - pressure testing llms](#). https://github.com/gkamradt/LLMTest_NeedleInAHaystack.
- Yuri Kuratov, Aydar Bulatov, Petr Anokhin, Ivan Rodkin, Dmitry Sorokin, Artyom Y. Sorokin, and Mikhail Burtsev. 2024. [Babilong: Testing the limits of llms with long context reasoning-in-a-haystack](#). In *Advances in Neural Information Processing Systems 38: Annual Conference on Neural Information Processing Systems 2024, NeurIPS 2024, Vancouver, BC, Canada, December 10 - 15, 2024*.
- Jinyang Li, Binyuan Hui, Ge Qu, Jiayi Yang, Binhua Li, Bowen Li, Bailin Wang, Bowen Qin, Ruiying Geng, Nan Huo, Xuanhe Zhou, Ma Chenhao, Guoliang Li, Kevin Chang, Fei Huang, Reynold Cheng, and Yongbin Li. 2023. [Can llm already serve as a database interface? a big bench for large-scale database grounded text-to-sqls](#). In *Advances in Neural Information Processing Systems*, volume 36, pages 42330–42357. Curran Associates, Inc.
- Mo Li, Songyang Zhang, Yunxin Liu, and Kai Chen. 2024. [Needlebench: Can llms do retrieval and reasoning in 1 million context window?](#) *CoRR*, abs/2407.11963.
- Llama Team. 2025. [The llama 4 herd: The beginning of a new era of natively multimodal ai innovation](#). *Technical Report*.
- Seiji Maekawa, Hayate Iso, and Nikita Bhutani. 2025. [Holistic reasoning with long-context llms: A benchmark for database operations on massive textual data](#). In *The Thirteenth International Conference on Learning Representations, ICLR 2025, Singapore, April 24-28, 2025*. OpenReview.net.
- Youssef Mroueh. 2025. [Reinforcement learning with verifiable rewards: Grpo’s effective loss, dynamics, and success amplification](#).
- Helen Pearson. 2024. Can ai review the scientific literature—and figure out what it all means? *Nature*, 635(8038):276–278.
- Bowen Peng, Jeffrey Quesnelle, Honglu Fan, and Enrico Shippole. 2024. [YaRN: Efficient context](#)

- window extension of large language models. In *The Twelfth International Conference on Learning Representations*.
- Varshini Reddy, Rik Koncel-Kedziorski, Viet Dac Lai, Michael Krumdick, Charles Lovering, and Chris Tanner. 2024. [DocFinQA: A long-context financial reasoning dataset](#). In *Proceedings of the 62nd Annual Meeting of the Association for Computational Linguistics (Volume 2: Short Papers)*, pages 445–458, Bangkok, Thailand. Association for Computational Linguistics.
- Zhihong Shao, Peiyi Wang, Qihao Zhu, Runxin Xu, Junxiao Song, Mingchuan Zhang, Y. K. Li, Y. Wu, and Daya Guo. 2024. [Deepseekmath: Pushing the limits of mathematical reasoning in open language models](#). *CoRR*, abs/2402.03300.
- Chenglei Si, Diyi Yang, and Tatsunori Hashimoto. 2025. [Can LLMs generate novel research ideas? a large-scale human study with 100+ NLP researchers](#). In *The Thirteenth International Conference on Learning Representations*.
- Jianlin Su, Murtadha Ahmed, Yu Lu, Shengfeng Pan, Wen Bo, and Yunfeng Liu. 2024. [Roformer: Enhanced transformer with rotary position embedding](#). *Neurocomputing*, 568:127063.
- Yutao Sun, Zhenyu Li, Yike Zhang, Tengyu Pan, Bowen Dong, Yuyi Guo, and Jianyong Wang. 2025. [Efficient attention mechanisms for large language models: A survey](#).
- Chonghua Wang, Haodong Duan, Songyang Zhang, Dahua Lin, and Kai Chen. 2024a. [Adaleval: Evaluating long-context llms with length-adaptable benchmarks](#). In *Proceedings of the 2024 Conference of the North American Chapter of the Association for Computational Linguistics: Human Language Technologies (Volume 1: Long Papers)*, NAACL 2024, Mexico City, Mexico, June 16-21, 2024, pages 3712–3724. Association for Computational Linguistics.
- Lei Wang, Shan Dong, Yuhui Xu, Hanze Dong, Yalu Wang, Amrita Saha, Ee-Peng Lim, Caiming Xiong, and Doyen Sahoo. 2024b. [Mathhay: An automated benchmark for long-context mathematical reasoning in llms](#). *CoRR*, abs/2410.04698.
- Minzheng Wang, Longze Chen, Fu Cheng, Shengyi Liao, Xinghua Zhang, Bingli Wu, Haiyang Yu, Nan Xu, Lei Zhang, Run Luo, Yunshui Li, Min Yang, Fei Huang, and Yongbin Li. 2024c. [Leave no document behind: Benchmarking long-context llms with extended multi-doc QA](#). In *Proceedings of the 2024 Conference on Empirical Methods in Natural Language Processing, EMNLP 2024, Miami, FL, USA, November 12-16, 2024*, pages 5627–5646. Association for Computational Linguistics.
- Tomer Wolfson, Mor Geva, Ankit Gupta, Yoav Goldberg, Matt Gardner, Daniel Deutch, and Jonathan Berant. 2020. [Break it down: A question understanding benchmark](#). *Trans. Assoc. Comput. Linguistics*, 8:183–198.
- Tomer Wolfson, Harsh Trivedi, Mor Geva, Yoav Goldberg, Dan Roth, Tushar Khot, Ashish Sabharwal, and Reut Tsarfaty. 2025. [Monaco: More natural and complex questions for reasoning across dozens of documents](#). *CoRR*, abs/2508.11133.
- Di Wu, Hongwei Wang, Wenhao Yu, Yuwei Zhang, Kai-Wei Chang, and Dong Yu. 2025a. [Longmemeval: Benchmarking chat assistants on long-term interactive memory](#). In *The Thirteenth International Conference on Learning Representations, ICLR 2025, Singapore, April 24-28, 2025*. OpenReview.net.
- Xiaodong Wu, Minhao Wang, Yichen Liu, Xiaoming Shi, He Yan, Lu Xiangju, Junmin Zhu, and Wei Zhang. 2025b. [LIFBench: Evaluating the instruction following performance and stability of large language models in long-context scenarios](#). In *Proceedings of the 63rd Annual Meeting of the Association for Computational Linguistics (Volume 1: Long Papers)*, pages 16445–16468, Vienna, Austria. Association for Computational Linguistics.
- An Yang, Bowen Yu, Chengyuan Li, Dayiheng Liu, Fei Huang, Haoyan Huang, Jiandong Jiang, Jianhong Tu, Jianwei Zhang, Jingren Zhou, Junyang Lin, Kai Dang, Kexin Yang, Le Yu, Mei Li, Minmin Sun, Qin Zhu, Rui Men, Tao He, Weijia Xu, Wenbiao Yin, Wenyan Yu, Xiafei Qiu, Xingzhang Ren, Xinlong Yang, Yong Li, Zhiying Xu, and Zipeng Zhang.

2025. [Qwen2.5-1m technical report](#). *CoRR*, abs/2501.15383.

Zhilin Yang, Peng Qi, Saizheng Zhang, Yoshua Bengio, William Cohen, Ruslan Salakhutdinov, and Christopher D. Manning. 2018. [HotpotQA: A dataset for diverse, explainable multi-hop question answering](#). In *Proceedings of the 2018 Conference on Empirical Methods in Natural Language Processing*, pages 2369–2380, Brussels, Belgium. Association for Computational Linguistics.

Howard Yen, Tianyu Gao, Minmin Hou, Ke Ding, Daniel Fleischer, Peter Izsak, Moshe Wasserblat, and Danqi Chen. 2025. [HELMET: How to evaluate long-context models effectively and thoroughly](#). In *The Thirteenth International Conference on Learning Representations*.

Tao Yu, Rui Zhang, Kai Yang, Michihiro Yasunaga, Dongxu Wang, Zifan Li, James Ma, Irene Li, Qingning Yao, Shanelle Roman, Zilin Zhang, and Dragomir Radev. 2018. [Spider: A large-scale human-labeled dataset for complex and cross-domain semantic parsing and text-to-SQL task](#). In *Proceedings of the 2018 Conference on Empirical Methods in Natural Language Processing*, pages 3911–3921, Brussels, Belgium. Association for Computational Linguistics.

Yuxiang Zheng, Dayuan Fu, Xiangkun Hu, Xiaojie Cai, Lyumanshan Ye, Pengrui Lu, and Pengfei Liu. 2025. [Deepresearcher: Scaling deep research via reinforcement learning in real-world environments](#).

A Details on SciTrek Construction

We construct a database with three tables for each article collection, using metadata from Semantic Scholar along with basic preprocessing. A description of these tables is provided in Table 10.

Our test dataset covers all SQL commands and operators that are listed in Table 3. The detailed distribution is shown in Table 11.

Database Table	Column Name	Data Type	Description
<i>articles</i>	article_id	String	the unique identifier of the article
	article_title	String	the title of the article
	title_word_count	Integer	the number of words in the article’s title (using spaces to determine word boundaries)
	author_count	Integer	the number of authors in the article
	reference_count	Integer	the number of references that are cited in the article
<i>article-author</i>	relation_id	String	the unique identifier of the article-author relations
	article_id	String	the identifier of the associated article
	author_name	String	the name of the author/s
	author_position	Integer	the position of the author in the author list (starting from 0 for the first author)
<i>citing-cited</i>	relation_id	String	the unique identifier of the citation relations between two articles
	article_id_citing	String	the identifier of the article that cites another article
	article_id_cited	String	the identifier of the article that is cited by another article

Table 10: Description of the database tables that we use to curate SQL queries and answers.

B Experimental Settings

Configuration details for the models we use are presented in Table 12. For all models, we use their default inference configuration for answer generation from their Huggingface repositories. We include both reasoning models and non-

Command/Operator	Count	%	Command/Operator	Count	%
SELECT	2,121	100.00	GROUP BY	175	8.25
WHERE	1,821	85.86	≤	175	8.25
=	1,032	48.66	%	164	7.73
IN	682	32.15	≥	154	7.26
OR	616	29.04	NOT	154	7.26
ORDER BY	591	27.86	≠	153	7.21
<	476	22.44	AVG	135	6.36
>	450	21.22	MIN	133	6.27
COUNT	370	17.44	BETWEEN	106	5.00
ASC	301	14.19	SUM	102	4.81
DESC	287	14.19	/	100	4.71
DISTINCT	280	13.20	LIKE	50	2.36
*	215	10.14	+	48	2.26
MAX	213	10.04	−	23	1.08
AND	195	9.19			

Table 11: Distribution of SQL commands and operators in our test data. % refers to the prevalence of each command/operator in our test data’s SQL queries. These percentages do not need to add to 100%.

reasoning models. Qwen3-4B-Thinking-2507, Qwen3-30B-A3B-Thinking-2507, DeepSeek-R1-Distill-Llama-70B, Gemini 2.5 Pro and o4-mini are reasoning models. In our experiments, o4-mini conducts reasoning with the default thinking effort *medium*, Gemini 2.5 Pro was given a thinking budget of 512 tokens, and Qwen3-4B-Thinking-2507, Qwen3-30B-A3B-Thinking-2507, and DeepSeek-R1-Distill-Llama-70B were prompted with the reasoning prompt in Figure 6.

C Additional Results Using F1

Table 13 presents additional results using F1 as the evaluation metric. Models are tested against full-text scientific articles and database tables as context. The input length averages only 1,980 tokens when database tables of are used as context across different lengths of full-text article collections.

D Details on Model Failure Analysis

To gain deeper insight into model behaviour, we analyzed the failure patterns exhibited in model-generated answers on SciTrek. We randomly selected 60 instances in the input length of 128K that were hard for all zero-shot and supervised models (10 instances per skill in Table 4). We find that models tend to output “NULL” particularly on samples that require the skill of filtering. As shown in Table 14, most open-weight models tend to randomly output “NULL” for any sample. This indicates that these models rely more on the in-

Model	#Parameters	Open Weights	Context Length	Release Date
Qwen2.5-7B-Instruct-1M	7B	✓	1,010,000	Jan 2025
Qwen2.5-14B-Instruct-1M	14B	✓	1,010,000	Jan 2025
Qwen3-4B-Instruct-2507	4B	✓	262,144	July 2025
Qwen3-4B-Thinking-2507	4B	✓	262,144	July 2025
Qwen3-30B-A3B-Instruct-2507	3Bx10E	✓	262,144	July 2025
Qwen3-30B-A3B-Thinking-2507	3Bx10E	✓	262,144	July 2025
Gemma-3-27B-IT	27B	✓	131,072	Mar 2025
Llama-4-Scout-17Bx16E-Instruct	17Bx16E	✓	10,485,760	Apr 2025
Llama-3.3-70B-Instruct	70B	✓	131,072	Dec 2024
DeepSeek-R1-Distill-Llama-70B	70B	✓	131,072	Jan 2025
Gemini 2.5 Pro	—	✗	1,048,576	Jun 2025
GPT-4.1	—	✗	1,047,576	Apr 2025
o4-mini	—	✗	200,000	Apr 2025

Table 12: Proprietary and open-weight LCLMs that are evaluated in our experiments. (Parameter numbers for proprietary models are not accessible. “17Bx16E” indicates that the model uses a mixture-of-experts architecture with 16 experts, each containing 17 billion parameters. Context length is based on the maximum number of tokens these models can handle as input.)

Model	Context Size	Full-text Articles				Database Tables			
		F-64	F-128	F-512	F-1024	D-64	D-128	D-512	D-1024
Qwen2.5-7B-Instruct-1M	1M	8.7	7.0	1.1	0.0	39.2	39.3	28.7	21.2
Qwen2.5-14B-Instruct-1M	1M	20.6	17.5	7.4	1.0	58.2	53.9	44.8	34.8
Qwen3-4B-Instruct-2507	256K	7.2	7.3	—	—	47.2	46.0	38.9	31.1
Qwen3-4B-Thinking-2507	256K	50.2	42.3	—	—	92.7	85.8	79.4	63.6
Qwen3-30B-A3B-Instruct-2507	256K	15.0	16.4	—	—	55.6	53.8	44.7	42.0
Qwen3-30B-A3B-Thinking-2507	256K	62.5	55.1	—	—	94.4	88.3	80.8	74.5
Gemma-3-27B-IT	128K	22.6	14.7	—	—	52.8	52.5	47.8	40.7
Llama-4-Scout-Instruct	10M	20.3	17.4	15.6	14.8	49.8	44.9	40.5	37.4
Llama-3.3-70B-Instruct	128K	25.3	15.1	—	—	65.8	63.5	53.7	49.5
DeepSeek-R1-Distill-Llama-70B	128K	29.0	9.0	—	—	85.5	77.6	68.0	62.3
Gemini 2.5 Pro	1M	58.1	48.8	★	★	95.3	88.3	79.0	69.8
GPT-4.1	1M	36.0	29.7	22.3	19.6	82.8	73.3	61.8	56.3
o4-mini	195K	74.0	63.8	—	—	97.2	89.2	87.0	86.5

Table 13: Evaluation of open-weight (top) and proprietary (bottom) models on the SciTrek benchmark using F1 (%). Results are reported for two settings: using the full-text scientific articles as context and using the corresponding database tables. F-* refers to test data showing full-text article clusters with different maximum lengths, 64K/128K/512K/1M. D-* refers to test data showing the database tables corresponding to F-64/128/512/1024 as input. Note that for any given article cluster, the database representation is significantly shorter (mean length ~2K tokens); therefore we are able to pass database representations for all lengths to all models. Context Size denotes the maximum context length supported by each model. — indicates the model cannot handle the given context size; ★ indicates that the model was not evaluated due to prohibitive computational cost.

struction to produce a fallback “NULL” answer rather than on genuine understanding of the provided context.¹⁵ In addition, we find that models fail to follow the specified format for the answers, especially for sorting-related questions, as shown in Table 15. For example, models tend to generate author lists when sorted author numbers are requested and output lists when aggregates are requested. Interestingly, GPT-4.1 produces incorrectly formatted answers far more frequently than

¹⁵Our instruction prompted models to generate “NULL” when they could not get the answer from the context.

all other models. We further observe that some models tend to produce partial answers when lists are requested, especially for tasks that require aggregation. As shown in Table 16, our GRPO-based model tends to generate partial answers more than other models.

We also analyzed model performance on questions involving negation (e.g., those containing adverbs such as “not” or “never”). For questions that involve filtering-related skills, we have 132 instances with negation in our test set (Filtering: 11, Filtering+Aggregation: 15, Filter-

Model	A	S	F	F+A	F+S	RF
Qwen2.5-7B-Instruct-1M	70	90	80	90	80	80
Qwen2.5-14B-Instruct-1M	10	10	20	50	50	60
Gemma-3-27B-IT	10	0	0	40	10	40
Llama-4-Scout-14Bx16E-Instruct	30	20	30	60	20	60
Llama-3.3-70B-Instruct	10	10	30	80	50	50
DeepSeek-R1-Distill-Llama-70B	0	0	0	10	0	10
Gemini 2.5 Pro	0	0	0	20	30	10
GPT-4.1	0	0	0	10	0	0
o4-mini	0	0	10	10	30	20
Qwen2.5-7B-Instruct-1M (SFT)	0	0	40	30	40	0
Qwen2.5-7B-Instruct-1M (GRPO)	0	0	0	0	0	0

Table 14: Proportion of samples (%) where models output “NULL” broken down across information processing skills. Zero-shot models are shown in the first block, supervised versions of Qwen2.5-7B-Instruct-1M are shown in the second block. A abbreviates Aggregation, S stands for Sorting, F for Filtering, and RF for Relational Filtering.

ing+Sorting:12, and Relational Filtering:94). The results in Table 17 show that *all* models struggle with negation-based filtering.

We further manually analyzed 200 reasoning traces from reasoning models including Qwen2.5-7B-1M (GRPO), Qwen3-4B-A3B-Thinking-2507 and DeepSeek-R1-Distill-Llama-70B for 25 random SQL query templates. We cannot obtain reasoning traces from Gemini 2.5 Pro, GPT-4.1 and o4-mini for analysis. For each SQL query template, we have different SQL queries and questions for different sizes of contexts, while the questions require the same reasoning capability. There are no reasoning traces when the input is 512K or 1M tokens for Qwen3-4B-Thinking-2507 and DeepSeek-R1-Distill-Llama-70B, as they do not support the input of 512K or 1M tokens.

E Prompts used for SciTrek Creation and Model Evaluation

We generate natural language questions by prompting Qwen2.5-Coder-32B to convert SQL queries to natural language. Our prompt is presented in Figure 3. The prompt that we use to convert natural language questions back to SQL queries is shown in Figure 4. We employ two different prompts for (zero-shot) model evaluation. The prompt for assessing LCLM capabilities against full-text articles is presented in Figure 5, and the prompt for using the corresponding database tables as context is shown in Figure 7. The prompt used by GRPO to generate reasoning races is given in Figure 6.

Model	A	S	F	F+A	F+S	RF
Qwen2.5-7B-Instruct-1M	0	0	0	0	0	0
Qwen2.5-14B-Instruct-1M	0	30	10	0	30	0
Gemma-3-27B-IT	0	20	30	20	20	0
Llama-4-Scout-14Bx16E-Instruct	10	10	0	10	30	10
Llama-3.3-70B-Instruct	10	10	30	0	10	0
DeepSeek-R1-Distill-Llama-70B	0	0	0	0	0	0
Gemini 2.5 Pro	0	10	0	0	0	0
GPT-4.1	30	30	20	50	20	0
o4-mini	10	20	0	0	0	0
Qwen2.5-7B-Instruct-1M (SFT)	0	0	0	0	0	0
Qwen2.5-7B-Instruct-1M (GRPO)	0	0	0	10	0	0

Table 15: Proportion of samples (%) where models do not follow the specified answer format broken down across information processing skills. Zero-shot models are shown in the first block, supervised versions of Qwen2.5-7B-Instruct-1M are shown in the second block. A abbreviates Aggregation, S stands for Sorting, F for Filtering, and RF for Relational Filtering.

Model	A	S	F	F+A	F+S	RF
Qwen2.5-7B-Instruct-1M	10	0	10	0	0	0
Qwen2.5-14B-Instruct-1M	0	0	0	0	0	10
Gemma-3-27B-IT	10	10	10	0	0	0
Llama-4-Scout-14Bx16E-Instruct	0	0	0	0	0	0
Llama-3.3-70B-Instruct	0	0	10	0	0	0
DeepSeek-R1-Distill-Llama-70B	0	0	0	20	0	0
Gemini 2.5 Pro	20	0	10	20	0	10
GPT-4.1	10	0	0	0	0	0
o4-mini	10	0	20	30	10	0
Qwen2.5-7B-Instruct-1M (SFT)	10	0	0	0	0	20
Qwen2.5-7B-Instruct-1M (GRPO)	20	0	30	10	20	0

Table 16: Proportion of samples (%) where models generate partial answers broken down across information processing skills. Zero-shot models are shown in the first block, supervised versions of Qwen2.5-7B-Instruct-1M are shown in the second block. A abbreviates Aggregation, S stands for Sorting, F for Filtering, and RF for Relational Filtering.

Model	F+A	F+S	F	RF	Avg
Qwen2.5-7B-Instruct-1M	0	0	0	0	0
Qwen2.5-14B-Instruct-1M	0	20.0	0	2.1	3.8
Gemma-3-27B-IT	0	6.7	0	0	0.8
Llama-4-Scout-14Bx16E-Instruct	0	20.0	0	2.1	3.8
Llama-3.3-70B-Instruct	0	6.7	0	0	0.8
DeepSeek-R1-Distill-Llama-70B	0	13.3	0	0	1.5
Gemini 2.5 Pro	0	20.0	8.3	6.4	9.1
GPT-4.1	0	13.3	0	2.1	3.8
o4-mini	0	73.3	41.7	7.4	22.0
Qwen2.5-7B-Instruct-1M (SFT)	0	6.7	0	11.7	9.1
Qwen2.5-7B-Instruct-1M (GRPO)	0	33.3	8.3	3.2	8.3

Table 17: Model performance on questions that involve negation (e.g., “not” or “never”), using exact match (%). Zero-shot models are shown in the first block, supervised versions of Qwen2.5-7B-Instruct-1M are shown in the second block. A abbreviates Aggregation, S stands for Sorting, F for Filtering, and RF for Relational Filtering.

Instruction to Convert SQL Queries to Natural Language Questions

You are given a database with three tables: *articles*, *article-author*, and *citing-cited*.

The *articles* table contains the following columns:

- *article_id* (String): the unique identifier of the article;
- *article_title* (String): the title of the article;
- *title_word_count* (Integer): the number of words in the article's title (using spaces to determine word boundaries);
- *author_count* (Integer): the number of authors for the article;
- *reference_count* (Integer): the number of references cited in the article.

The *article-author* table contains the following columns:

- *relation_id* (String): the unique identifier of the article-author relationship;
- *article_id* (String): the identifier of the associated article;
- *author_name* (String): the name of the author;
- *author_position* (Integer): the position of the author in the author list (starting from 0 for the first author).

The *citing-cited* table contains the following columns:

- *relation_id* (String): the unique identifier of the citation relationship between two articles;
- *article_id_citing* (String): the identifier of the article which cites the other article;
- *article_id_cited* (String): the identifier of the article which is cited by the other article.

Assumptions:

- The *articles* table contains multiple entries;
- The *article_author* table maps authors to articles, where one author can contribute to multiple articles, and one article can have multiple authors;
- The *citing_cited* table represents citation relationships among articles in the articles table, where one article can be cited by multiple others.

Your task involves two steps:

1. Understand the given SQL query in the context of the database schema described above;
2. Convert the SQL query into a clear and natural-sounding question in everyday language, as if you were reading textual articles rather than querying a database.

The given SQL query: {*sql_query*}

Do not refer to *relation_id* or *article_id* in the natural-language question.

You must output the SQL query and the corresponding question in the following JSON format, and do not include any extra text:

```
{ "sql": "the given SQL query", "question": "the generated question" }
```

Figure 3: Prompt template for converting SQL queries to natural language questions.

Instruction to Convert Natural Language Questions to SQL Queries

You are given a database with three tables: *articles*, *article-author*, and *citing-cited*.

The *articles* table contains the following columns:

- `article_id` (String): the unique identifier of the article;
- `article_title` (String): the title of the article;
- `title_word_count` (Integer): the number of words in the article's title (using spaces to determine word boundaries);
- `author_count` (Integer): the number of authors for the article;
- `reference_count` (Integer): the number of references cited in the article.

The *article-author* table contains the following columns:

- `relation_id` (String): the unique identifier of the article-author relationship;
- `article_id` (String): the identifier of the associated article;
- `author_name` (String): the name of the author;
- `author_position` (Integer): the position of the author in the author list (starting from 0 for the first author).

The *citing-cited* table contains the following columns:

- `relation_id` (String): the unique identifier of the citation relationship between two articles;
- `article_id_citing` (String): the identifier of the article which cites the other article;
- `article_id_cited` (String): the identifier of the article which is cited by the other article.

Assumptions:

- The *articles* table contains multiple entries;
- The *article_author* table maps authors to articles, where one author can contribute to multiple articles, and one article can have multiple authors;
- The *citing_cited* table represents citation relationships among articles in the articles table, where one article can be cited by multiple others.

Available core SQL commands:

- Aggregating: `MIN()`, `MAX()`, `COUNT()`, `SUM()`, `AVG()`, `DISTINCT`
- Filtering: `WHERE`
- Organizing: `ORDER BY`, `ASC`, `DESC`, `GROUP BY`

Available core SQL operators:

- Comparison: `=`, `>`, `<`, `>=`, `<=`, `<>`, `LIKE`
- Arithmetic: `+`, `-`, `*`, `/`, `%`
- Logical: `AND`, `NOT`, `OR`, `BETWEEN`, `IN`

Your task is to:

1. Understand the database schema described above and the given natural language question below;
2. Convert the natural language question into a SQL query in the context of the database schema with the listed SQL commands and operators.

The given natural language question: {question}

Do not output `relation_id` or `article_id` in generated SQL query.

Use the SQL commands and operators listed above.

Make the generated SQL query aligned well with the natural language question.

You must output the natural language question and the generated SQL query in the following JSON format, and do not include any extra text:

{`"question"`: "the given question", `"sql"`: "the generated SQL query"}

Figure 4: Prompt template for converting natural language questions to SQL queries.

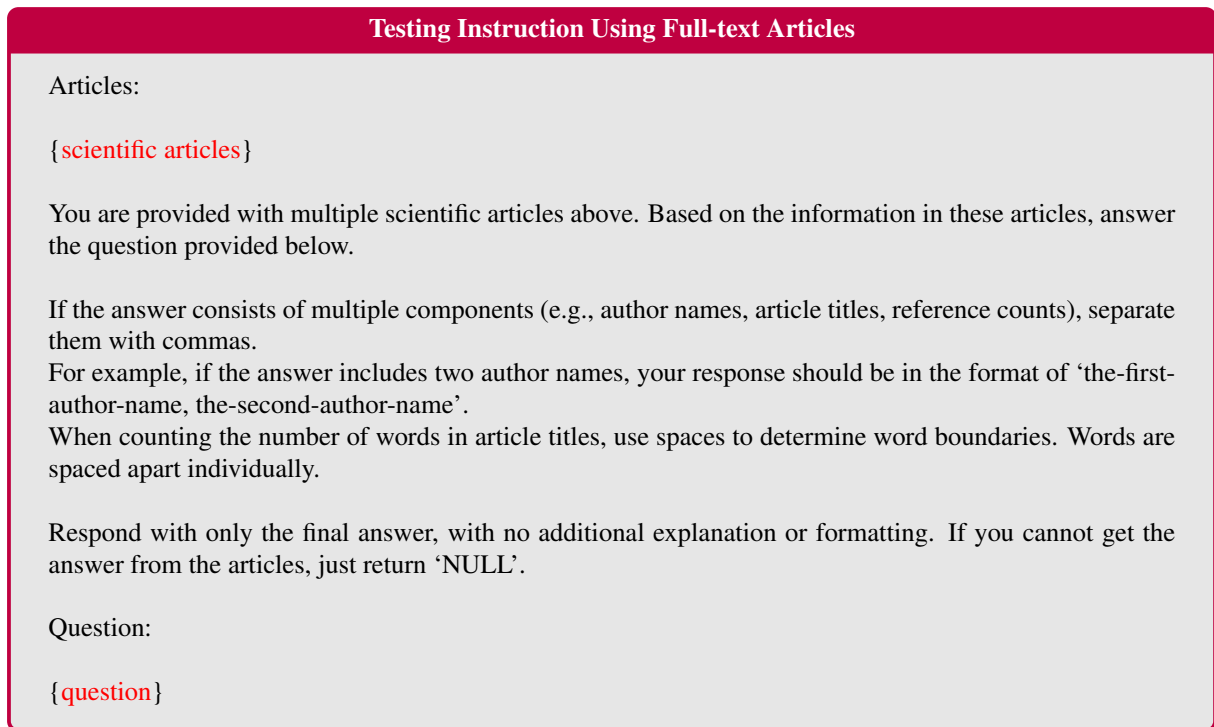


Figure 5: Prompt template using full-text articles as context.

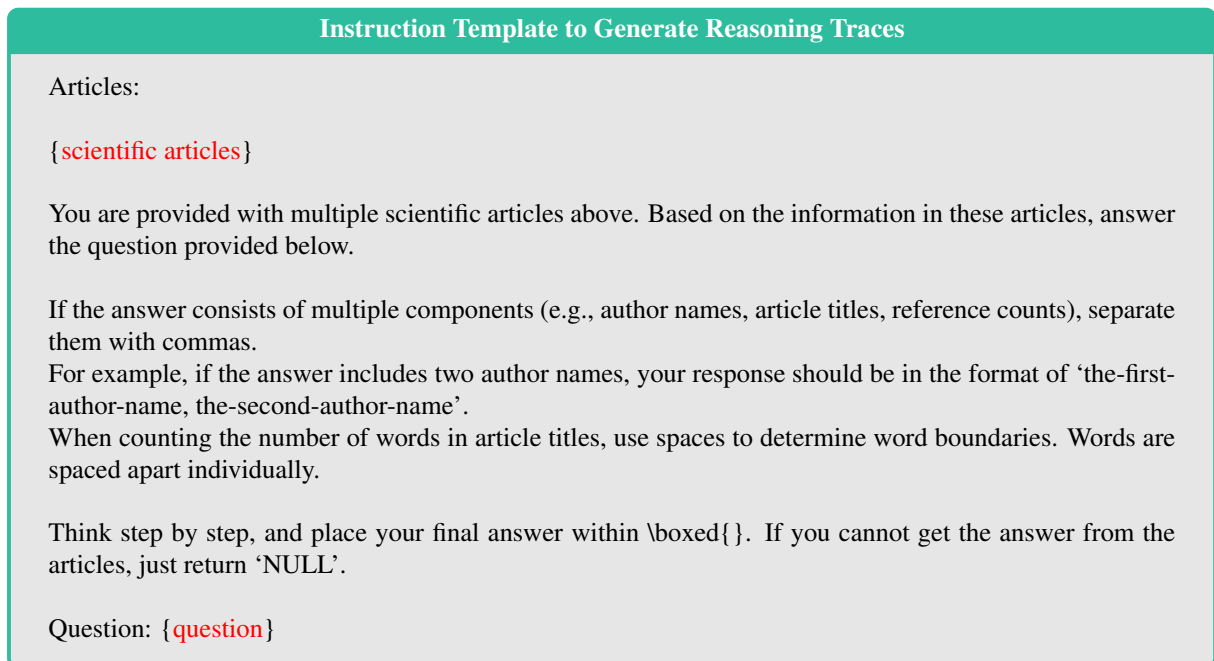


Figure 6: Prompt template to generate reasoning traces in reinforcement learning using full-text articles as context.

Testing Instruction Using Database Tables

You are given three tables, named *articles*, *article-author*, and *citing-cited*.

The *articles* table contains the following columns:

- `article_id` (String): the unique identifier of the article;
- `article_title` (String): the title of the article;
- `title_word_count` (Integer): the number of words in the article's title (using spaces to determine word boundaries);
- `author_count` (Integer): the number of authors for the article;
- `reference_count` (Integer): the number of references cited in the article.

{the table of articles}

The *article-author* table contains the following columns:

- `relation_id` (String): the unique identifier of the article-author relationship;
- `article_id` (String): the identifier of the associated article;
- `author_name` (String): the name of the author;
- `author_position` (Integer): the position of the author in the author list (starting from 0 for the first author).

{the table of article-author}

The *citing-cited* table contains the following columns:

- `relation_id` (String): the unique identifier of the citation relationship between two articles;
- `article_id_citing` (String): the identifier of the article which cites the other article;
- `article_id_cited` (String): the identifier of the article which is cited by the other article.

{the table of citing-cited}

Based on the information in the tables above, answer the question provided below.

If the answer consists of multiple components (e.g., author names, article titles, reference counts), separate them with commas. For example, if the answer includes two author names, your response should be in the format of 'the-first-author-name, the-second-author-name'.

Respond with only the final answer, with no additional explanation or formatting. If you cannot get the answer from the tables, just return 'NULL'.

Question: {question}

Figure 7: Prompt template using database tables as context.