

# The First Open-Source Framework for Learning Stability Certificate from Data

Zhe Shen, *IEEE Member*  
Stable Robotics Limited, UK  
71-75 Shelton Street, Covent Garden  
London, WC2H 9JQ  
lucidshenzhe@gmail.com

**Abstract**— Before 2025, no open-source system existed that could learn Lyapunov stability certificates directly from noisy, real-world flight data. No tool could answer the critical question: is this controller still stabilizable—especially when its closed-loop system is a total black box. We broke that boundary. This year, we released the first-ever open-source framework that can learn Lyapunov functions from trajectory data under realistic, noise-corrupted conditions. Unlike statistical anomaly detectors, our method does not merely flag deviations—it directly determines whether the system can still be proven stable. Applied to public data from the 2024 SAS severe turbulence incident, our method revealed that, within just 60 seconds of the aircraft's descent becoming abnormal, no Lyapunov function could be constructed to certify system stability. Moreover, this is the first known data-driven stability-theoretic method ever applied to a civil airliner accident. And our approach works with zero access to the controller logic—a breakthrough for commercial aircraft where control laws are proprietary and opaque.

The implementation of the proposed framework is open-sourced and available at: <https://github.com/HansOersted/stability>

## TABLE OF CONTENTS

1. INTRODUCTION.....	1
2. PRELIMINARY .....	2
3. PROBLEM STATEMENT.....	2
4. DATA-DRIVEN STABILITY CERTIFICATE .....	2
5. CASE STUDY: 2024 SAS FLIGHT INCIDENT .....	4
6. CONCLUSION.....	5
CODE AND CONTRIBUTIONS .....	6
REFERENCES.....	6
BIOGRAPHY .....	6

## 1. INTRODUCTION

Establishing the trust is not an easy task, especially in control domains. When a controller is deployed, lives, robots, and reputations depend on its stability. Yet most of today's controllers remain “black boxes,” where neither designers nor operators can truly guarantee that the system will not spiral out of control. How can we trust what we cannot see?

Indeed, achieving strict confidence in controllers has long remained a central challenge in automation, robotics, and aerospace. At the core of stability analysis lies Lyapunov theory [1], which, through its various extensions, continues to serve as the most authoritative certificate of stability. A notable example is the concept of Input-to-State Stability (ISS), introduced by Sontag [2], which generalizes Lyapunov stability to systems subject to external disturbances or noise, thereby providing a natural framework for stability proofs in realistic settings.

The significance of stability proofs has been deeply embedded in the design of controllers for robotics, aerospace vehicles, and other safety-critical systems. In practice, controller design is often guided by the search for a stability certificate, most commonly a Lyapunov candidate, to ensure that the closed-loop system remains stable. Such guarantees are indispensable: they certify that the system can reliably track the desired reference trajectory, even in the presence of bounded disturbances. By contrast, a controller without a stability proof is regarded as unsafe and unsuitable for deployment in high-precision applications.

Finding a stability proof, however, is often time-consuming and mathematically demanding, and in many cases may even be analytically intractable. For instance, deriving a Lyapunov certificate for a linear controller is relatively straightforward and often integrated directly into the design process. In contrast, certifying the stability of more sophisticated controllers, such as geometric control laws, requires advanced mathematical tools—e.g., Lie group and Lie algebra theory—that remain accessible only to specialized control theorists.

Strictly following the paradigm of controller design with a focus on stability certificates, and without accounting for unexpected malfunctions such as engine failures, a system may still exhibit instability in practice due to external noise. Such disturbances are rarely known beforehand in the design phase, and even a well-crafted controller can prove non-robust when faced with real-world uncertainties, thereby invalidating the Lyapunov candidate previously established. To the best of our knowledge, no open-source and reliable software framework has previously been demonstrated that can certify stability in realistic conditions—particularly in the presence of noise and in real time.

Pursuing real-time assurance of controller performance has become a recent focus, particularly with the rise of data-driven methods. By leveraging the recent tracking history—such as time-stamped sequences of references and system states—it becomes possible to automatically construct stability certificates. This paradigm moves beyond model-dependent approaches, opening a path toward real-time verification of black-box and data-driven controllers.

LYAPAK [3] is one of the commonly used MATLAB toolboxes for searching Lyapunov certificates. However, its admissible inputs exclude noise, meaning that stability verification fails when applied to authentic trajectories contaminated by system disturbances. As a result, its applicability to real-world data remains limited. Similar approaches [4], [5] implemented in other programming languages or platforms share the same limitation: without explicit consideration of noise, the search for Lyapunov candidates is inevitably corrupted once disturbances are present in the data. As for numerical solvers, several methods impose a polynomial structure [6], [7] on the Lyapunov candidate, thereby restricting its functional form. Such constraints may rule out feasible certificates and, in turn, cause the exploration process to fail.

To the best of the authors’ knowledge, no open-source framework has yet been developed that is capable of learning stability certificates directly from real-world data, particularly in the presence of noise. This work represents the first attempt to bridge that gap by automatically searching for Input-to-State Stability (ISS) certificates using neural networks.

To demonstrate the practical effectiveness of the proposed framework, we further evaluate it on authentic flight data collected prior to the 2024 SAS severe turbulence incident [8]. By training Lyapunov candidates directly from the recorded trajectories, our method provides the first attempt at stability certification under extreme real-world conditions, highlighting its potential for real-time monitoring of controller integrity, even with the noise.

The remainder of this paper is organized as follows. Section 2 reviews the preliminaries of stability proofs. Section 3 formally states the problem, while Section 4 presents the proposed solution. The 2024 SAS flight incident was analyzed in Section 5 using the developed framework. Finally, Section 6 concludes the paper with discussions and future directions.

## 2. PRELIMINARY

The definition of stability in this work is Input-to-State Stability (ISS), introduced by Sontag [2]. More specifically, a positive-definite Lyapunov candidate,  $V$ , is demanded, meeting the following criteria:

$$\dot{V} \leq \varepsilon, \quad (1)$$

where  $V(\mathbf{0}) = 0$ , and  $\varepsilon$  is a positive finite constant, also waiting to be found.

It is worth noting that the existence of a Lyapunov candidate provides a constructive proof of stability. However, the converse is not necessarily true: failing to identify a Lyapunov candidate does not, in itself, imply that the system is unstable without further analysis.

In this research, inspired by the previous research [9], the Lyapunov candidate in Formula (1) is structured in the form below:

$$V(\xi) = \xi^T Q \xi, \quad (2)$$

where  $\xi \in \mathbb{R}^n$  represents the state-related term, and  $Q \in \mathbb{R}^{n \times n}$  is a symmetric positive definite constant matrix.

This designation in Formula (2) naturally guarantees the positive-definite property demanded in the Lyapunov candidate in Formula (1).

## 3. PROBLEM STATEMENT

Consider an unknown dynamical system, where “unknown” refers to the fact that the governing differential equations are not explicitly available. The only accessible information consists of the observed state trajectories,  $\mathbf{x}(t)$ , sampled over time, which may also be contaminated by measurement noise.

In addition, the reference trajectory,  $\mathbf{r}(t)$ , which the system is intended to track, is also available as a time-dependent signal.

Define the tracking error,  $\mathbf{e}(t)$ , below:

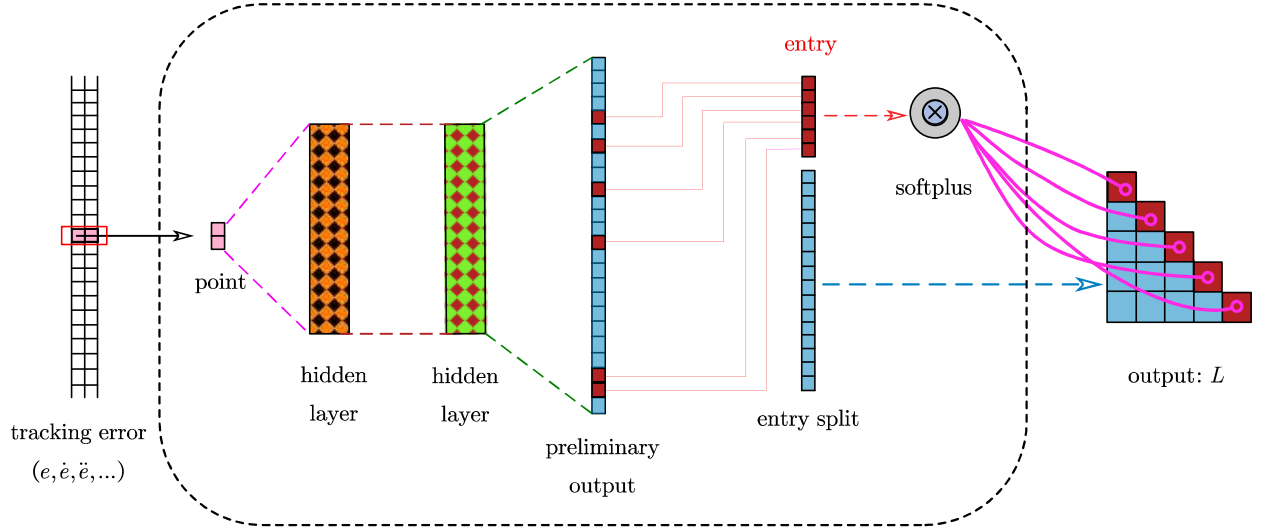
$$\mathbf{e}(t) = \mathbf{r}(t) - \mathbf{x}(t). \quad (3)$$

Higher-order derivatives of the tracking error, such as  $\dot{\mathbf{e}}(t)$ ,  $\ddot{\mathbf{e}}(t)$ , and so forth, from Formula (3), can be obtained using numerical differentiation methods when required.

The problem can thus be stated as follows: find a Lyapunov candidate  $V$ , in the form given by (2), that fulfills the Input-to-State Stability (ISS) criterion specified in (1).

## 4. DATA-DRIVEN STABILITY CERTIFICATE

This section presents the proposed solution by introducing the designed structure of the Lyapunov candidate, the associated loss function for neural network training, the neural network architecture used to identify the parameters of this structure, and the estimation of the noise term  $\varepsilon$  in Formula (1).



**Figure 1.** Neural network for learning the Cholesky factor. The inputs are the tracking error and its derivatives, and the output is the estimated Cholesky factor,  $L$ , which constitutes the parameter  $Q = LL^T$  used in the Lyapunov candidate (2).

#### Lyapunov Candidate Structure

To guarantee the positive-definite property of the Lyapunov function, the parameter  $Q$  in (2) is factorized using the Cholesky decomposition:

$$Q = LL^T, \quad (4)$$

where  $L$  is the Cholesky factor [10] which is a real lower triangular matrix with positive diagonal entries.

Once the Cholesky factor,  $L$ , is determined, the Lyapunov candidate is subsequently obtained based on Formula (2) and (4), using the state-related term,  $\xi$ , defined as

$$\xi = \begin{bmatrix} e \\ \dot{e} \end{bmatrix}, \quad (5)$$

where  $e$  represents the tracking error defined in Formula (3).

The subsequent subsections present the methods for learning the Cholesky factor,  $L$ , using a Neural Network.

#### Loss Function

Before introducing the architecture of the neural network, we define the following loss function for its training process. The auxiliary function is given by

$$h(\xi) = \dot{V}(\xi) + \gamma, \quad (6)$$

where  $\gamma > 0$  is a small positive constant and  $\dot{V}(\xi)$  is computed according to (2), (4), and (5).

Based on this, the loss function is defined as

$$\psi(\xi) = \max\{0, h(\xi)\}. \quad (7)$$

Intuitively, driving  $\psi(\xi)$  toward zero enforces  $\dot{V}(\xi) \leq 0$  is negative, thereby satisfying the ISS condition in (1).

The neural network introduced in the next subsection aims to minimize this loss by updating its weights and biases through gradient-based training at each epoch.

#### Neural Network Architecture

The purpose of the proposed neural network is to identify the Cholesky factor in (4). With  $L$  determined, the Lyapunov candidate is directly constructed according to (2) and (4). The adopted architecture, consistent with the parallel work in [11], is depicted in Fig. 1.

The tracking error defined in (3) is passed through hidden layers, producing a preliminary output whose elements are unconstrained, i.e., they may take either positive or negative values.

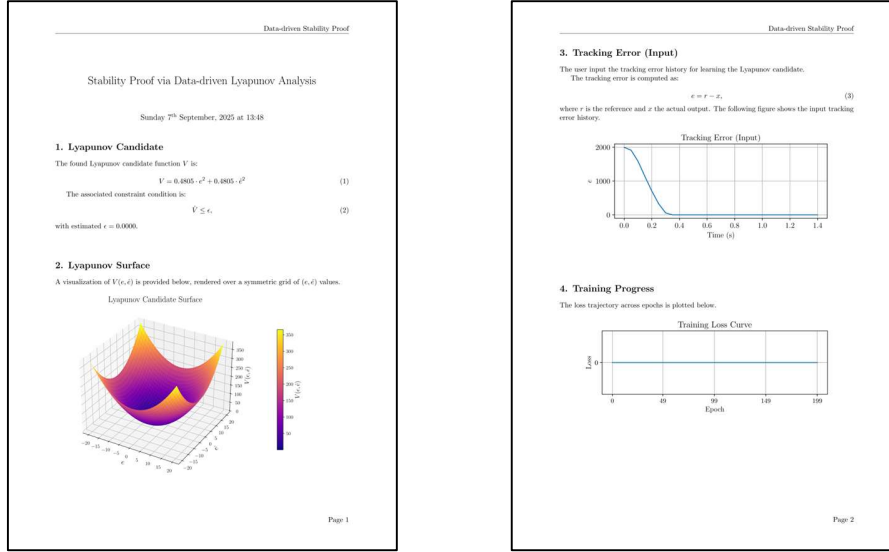
Since the entries of the Cholesky factor  $L$  in (4) are required to be strictly positive, the preliminary output is split into two groups.

Elements in the first group are directly used as the non-diagonal entries of the real lower-triangular matrix.

Elements in the second group are passed through the **Softplus** activation function to enforce positivity, and the resulting values are adopted as the diagonal entries of the Cholesky factor.

Appropriate activation functions are used to prevent numerical issues in training. At each epoch, the weights and biases are updated via gradient descent; gradients are then reset, and the updated weights serve as the initialization for the next epoch.

For further implementation details, the open-source code is available at <https://github.com/HansOersted/stability>.



**Figure 2.** Sample stability analysis report automatically generated by the open-source code with a single-line command.

### Estimation of the Noise

Note that in real datasets, noise is inevitably present, which often leads to a positive loss function and thus violates the condition  $\dot{V}(\xi) \leq 0$ . To account for this, the noise level is estimated in the final step.

Specifically, unexpected noise may spoil the condition  $\dot{V}(\xi) \leq 0$  at certain time points. We therefore define the smallest non-negative  $\varepsilon$ , such that

$$\dot{V}(\xi) \leq \varepsilon \quad (8)$$

for all sampled tracking errors  $\xi$  fed into the neural network.

It is worth noting that noise is not the only source of violation of the condition  $\dot{V}(\xi) \leq 0$ . The nonlinear behavior of the Lyapunov candidate may also contribute to such violations. Both effects are collectively captured in the noise-related parameter  $\varepsilon$ .

### Expected Output

To facilitate practical use, our open-source Python implementation automatically generates a comprehensive stability report in PDF. The report includes the identified Lyapunov candidate, the corresponding Lyapunov surface, the input tracking error, and the training loss history.

By executing a single line of code, the user can automatically obtain the stability report shown in Fig. 2 (sample report).

## 5. CASE STUDY: 2024 SAS FLIGHT INCIDENT

To demonstrate the capability of our proposed stability proof finder, we analyze the altitude history from the 2024 SAS incident [8]. The data inherently contain turbulence-induced disturbances—some recoverable by the controller, others not.

We extract stability proofs for both scenarios, illustrating how the method operates under real-world flight conditions.

### Incident Background

In March 2024, Scandinavian Airlines (SAS) reported a severe turbulence incident on a transatlantic flight [8], which led to an emergency engine shutdown and altitude loss.

The event raised immediate concerns about the robustness of the autopilot and flight control systems under extreme atmospheric disturbances. For stability verification methods, such real-world disturbances provide a highly relevant and challenging test case.

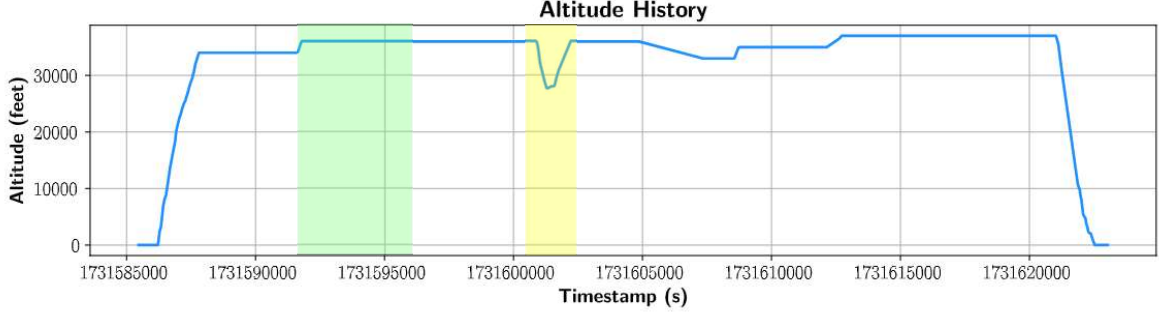
### Flight History

The complete flight profile containing the incident is shown in Fig. 3.

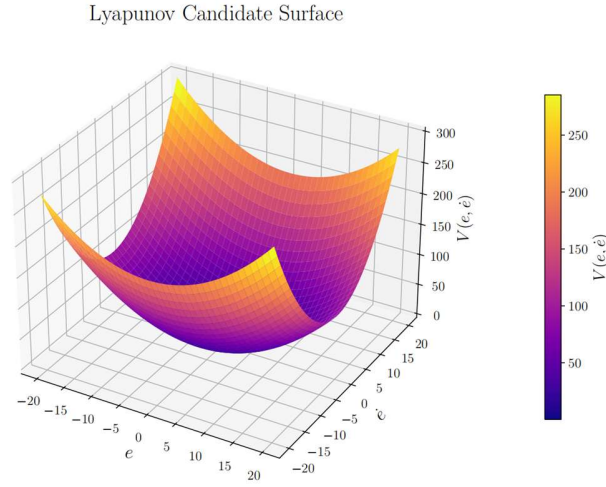
The time window highlighted in yellow in Fig. 3. corresponds to the moment when the aircraft, flying over Greenland, suddenly lost altitude due to a control system failure. In such situations, the pilot is expected to intervene manually if the autopilot is no longer capable of stabilizing the aircraft.

However, it is extremely challenging to determine at the right moment whether the controller has lost its stabilizing capability. To date, no open-source framework has been available that can learn a stability proof directly from real operational data to support such a decision.

The ability to provide real-time information about the controller's stability is crucial for making timely judgments: if the controller is deemed incapable of recovery, further corrective actions can be initiated promptly to prevent a tragedy.



**Figure 3.** Altitude history of the SAS flight involved in the 2024 incident.



**Figure 4.** Altitude history of the SAS flight involved in the 2024 incident.

In this study, two datasets of interest were selected for training. The first time window, highlighted in green, corresponds to the normal ascent phase and subsequent altitude maintenance, during which noise was introduced. The second time window, highlighted in yellow, covers the incident itself, characterized by the abnormal loss of altitude.

The selected flight data were first resampled at a rate of 30 s before computing the first and second derivatives. These processed signals were then used as training inputs to the neural network described in Section 4.

The results of training for stability proofs are presented in the following subsection.

#### *Data-driven Stability Proof*

The first highlighted dataset yields the learned Lyapunov candidate

$$V = 0.2425 \cdot e^2 - 0.0268 \cdot e \cdot \dot{e} + 0.4804 \cdot \dot{e}^2, \quad (9)$$

with the associated constraint condition

$$\dot{V} \leq \varepsilon, \quad (10)$$

where the noise-related constant  $\varepsilon = 4.8871$ .

The results in (9) and (10) provide a concrete Input-to-State Stability (ISS) criterion as defined in (1), allowing us to conclude that the aircraft remained ISS stable during this time window. The relevant Lyapunov surface is plotted in Fig. 4.

It is worth noting that this represents the first instance in which a Neural Network has been employed to learn a stability certificate directly from noisy real-world data.

For the second highlighted dataset corresponding to the incident, the Neural Network failed to identify a stability certificate; instead, the weights diverged during the training process. It should be emphasized, however, that such a failure does not directly imply that the system is unstable, but rather that no valid Lyapunov candidate was found under the given procedure.

## 6. CONCLUSION

This paper introduced the first open-source framework for learning Lyapunov stability certificates directly from noisy, real-world data.

Unlike traditional methods that require analytical models and handcrafted proofs, our approach leverages neural networks and Cholesky factorization to automatically construct Input-to-State Stability (ISS) certificates from trajectory data.

The framework was validated on the 2024 SAS turbulence incident.

In the normal flight window, a valid Lyapunov candidate was obtained, providing a concrete ISS certificate.

In contrast, during the incident window, the neural network failed to produce a certificate—illustrating both the capability and the inherent limitation of Lyapunov-based analysis, where the absence of a proof does not necessarily imply instability.

To the best of our knowledge, this is the first open-source research effort capable of learning stability certificates from authentic, noisy flight data.

## CODE AND CONTRIBUTION

The code in this research is open source and available at: <https://github.com/HansOersted/stability> © 2025 Zhe Shen.

This work is freely available for open-access distribution via arXiv. The software repository is released by Stable Robotics Ltd., United Kingdom (see repository for details).

## REFERENCES

- [1] “Nonlinear Systems 3rd Edition Khalil Solutions Manual”.
- [2] E. D. Sontag, “Input to State Stability: Basic Concepts and Results,” in *Nonlinear and Optimal Control Theory*, vol. 1932, P. Nistri and G. Stefani, Eds., in *Lecture Notes in Mathematics*, vol. 1932, Berlin, Heidelberg: Springer Berlin Heidelberg, 2008, pp. 163–220. doi: 10.1007/978-3-540-77653-6\_3.
- [3] E. Dufrechu, P. Ezzatti, E. S. Quintana-Ortí, and A. Remón, “Accelerating the Lyapack library using GPUs,” *J Supercomput*, vol. 65, no. 3, pp. 1114–1124, Sep. 2013, doi: 10.1007/s11227-013-0889-8.
- [4] J. Kenanian, A. Balkan, R. M. Jungers, and P. Tabuada, “Data driven stability analysis of black-box switched linear systems,” *Automatica*, vol. 109, p. 108533, Nov. 2019, doi: 10.1016/j.automatica.2019.108533.
- [5] A. Rubbens, Z. Wang, and R. M. Jungers, “Data-driven stability analysis of switched linear systems with Sum of Squares guarantees,” *IFAC-PapersOnLine*, vol. 54, no. 5, pp. 67–72, 2021, doi: 10.1016/j.ifacol.2021.08.476.
- [6] A. Lavaei and D. Angeli, “Data-Driven Stability Certificate of Interconnected Homogeneous Networks via ISS Properties,” *IEEE Control Systems Letters*, vol. 7, pp. 2395–2400, 2023, doi: 10.1109/LCSYS.2023.3285753.

[7] A. Lavaei, P. M. Esfahani, and M. Zamani, “Data-Driven Stability Verification of Homogeneous Nonlinear Systems with Unknown Dynamics,” in *2022 IEEE 61st Conference on Decision and Control (CDC)*, Cancun, Mexico: IEEE, Dec. 2022, pp. 7296–7301. doi: 10.1109/CDC51059.2022.9992739.

[8] I. Petchenik, “Severe turbulence leads to SAS A330 inflight engine shutdown,” *Flightradar24 Blog*. Accessed: Sep. 19, 2025. [Online]. Available: <https://www.flightradar24.com/blog/flight-tracking-news/major-incident/sas-severe-turbulence-engine-shutdown/>

[9] N. Boffi, S. Tu, N. Matni, J.-J. Slotine, and V. Sindhvani, “Learning Stability Certificates from Data,” in *Proceedings of the 2020 Conference on Robot Learning*, PMLR, Oct. 2021, pp. 1341–1350. Accessed: Jan. 20, 2025. [Online]. Available: <https://proceedings.mlr.press/v155/boffi21a.html>

[10] S. F. Hafstein, “Efficient C++ Implementations of Generalized Interpolation in Reproducing Kernel Hilbert Spaces to Compute Lyapunov Functions,” in *2024 European Control Conference (ECC)*, Jun. 2024, pp. 1071–1076. doi: 10.23919/ECC64448.2024.10591062.

[11] Z. Shen, Y. Kim, and C. Sloth, “Towards Data-Driven Model-Free Safety-Critical Control,” Jun. 07, 2025, arXiv: arXiv:2506.06931. doi: 10.48550/arXiv.2506.06931.

## BIOGRAPHY



*Zhe Shen received the M.Sc. degree in Automation and Robotics from the Technical University of Denmark in 2019, and the Ph.D. degree in Aeronautics and Astronautics from The University of Tokyo, Japan, in 2023. From 2024 to August 2025, he was a Postdoctoral Researcher with the University of Southern Denmark, where he contributed to the EUROfusion project. Since September 2025, he has been the founder of Stable Robotics Limited., United Kingdom, focusing on controller quality monitoring and risk assessment for applications in robotics, aviation, and nautical systems.*