

WHEN JUDGMENT BECOMES NOISE: HOW DESIGN FAILURES IN LLM JUDGE BENCHMARKS SILENTLY UNDERMINE VALIDITY

Benjamin Feuer*
Stanford University

Chiung-Yi Tseng
SambaNova

Astitwa Sarthak Lathe
Independent Researcher

Oussama Elachqar
Oumi

John P Dickerson
Mozilla AI

ABSTRACT

LLM-judged benchmarks are increasingly used to evaluate complex model behaviors, yet their design introduces failure modes absent in conventional, ground-truth-based benchmarks. We argue that, without tight objectives and verifiable constructions, benchmark rankings can produce high-confidence rankings that are in fact largely noise. We introduce two mechanisms to diagnose these issues. *Schematic adherence* quantifies how much of a judge’s overall verdict is explained by the explicit evaluation schema, revealing unexplained variance when judges deviate from their own rubric. *Psychometric validity* aggregates internal consistency and discriminant validity signals to quantify irreducible uncertainty in any benchmarking run. Applying these tools to Arena-Hard Auto, we find severe schema incoherence and factor collapse across popular judges: e.g., unexplained variance exceeding 90% for DeepSeek-R1-32B and factor correlations above 0.93 for most criteria. We also show that the ELO-style aggregation used by Arena-Hard Auto collapses and masks genuine ranking uncertainty. Our results highlight design failures that undermine validity and offer actionable principles for building better-scoped, reliability-aware LLM-judged benchmarks. We released our code and dataset at <https://github.com/penfever/judgment-to-noise>.

1 INTRODUCTION

As the world grows increasingly saturated with AI-supplemented and AI-generated content, traditional evaluation and judgment mechanisms are struggling to keep up, leading some to propose AI as the solution to its own problem Gillespie (2020). LLM judges promise rapid, scalable evaluation of complex, open-ended tasks; far from being a purely theoretical concern, the deployment of LLMs in real settings with real stakes is well underway. For instance, the 2026 AAAI Conference added an LLM judge (AI-Powered Peer Review System) to the panel of reviewers for its scientific submissions, with mixed results AAAI (2025).

But how far can we trust LLM judges? Are they actually capable of delivering on their promise? Notwithstanding their complexity, these questions are ones that the benchmarking and evaluation research communities are duty-bound to address, and in recent years, there have been many attempts to do so Santurkar et al. (2024); Mazeika et al. (2024); Wu et al. (2024); Zhou et al. (2024). Because ground truth in open-ended judgments is difficult and expensive to obtain, many benchmarks of LLM judges utilizes LLM judges themselves. In the last few years, such benchmarks have been widely deployed in the alignment and reinforcement learning literature in particular, and their scores have been used as a guiding signal for numerous accepted conference submissions Feuer et al. (2024). From these observations, we can deduce that one promising avenue for evaluating LLM judges is conducting meta-analyses on the benchmarks that utilize them. One particular design choice, the selection and technical deployment of the LLM judge, has been extensively critiqued and analyzed, which has in turn lead to important reforms and revisions in best practices Santurkar et al. (2024); Wu et al. (2023; 2024); Feuer et al. (2024).

*Correspondence to: bfeuer@stanford.edu

Other key design decisions in these benchmarks, however, remain understudied. *What makes a judgment rubric valid?* What kind of metrics can benchmark designers employ to ensure that their judgment criteria are meaningfully distinct in "benchmark space"? *Are the questions and baseline models in the benchmark suitably selected to produce meaningful comparisons?* If the questions and rubric are inadvertently mismatched, the measure may not be meaningful for some criteria. Last but not least, *what metrics should we use to reliably score LLM-judged benchmarks?* Numeric scores are an option, but they tend to transfer unreliably between judges without calibration. ELO-style comparisons enforce transitive preferences and exaggerate distinctions, but in many real-world cases, model preference is non-transitive and the best we can hope for is to "know what we don't know", appropriately grounding benchmarks in uncertainty.

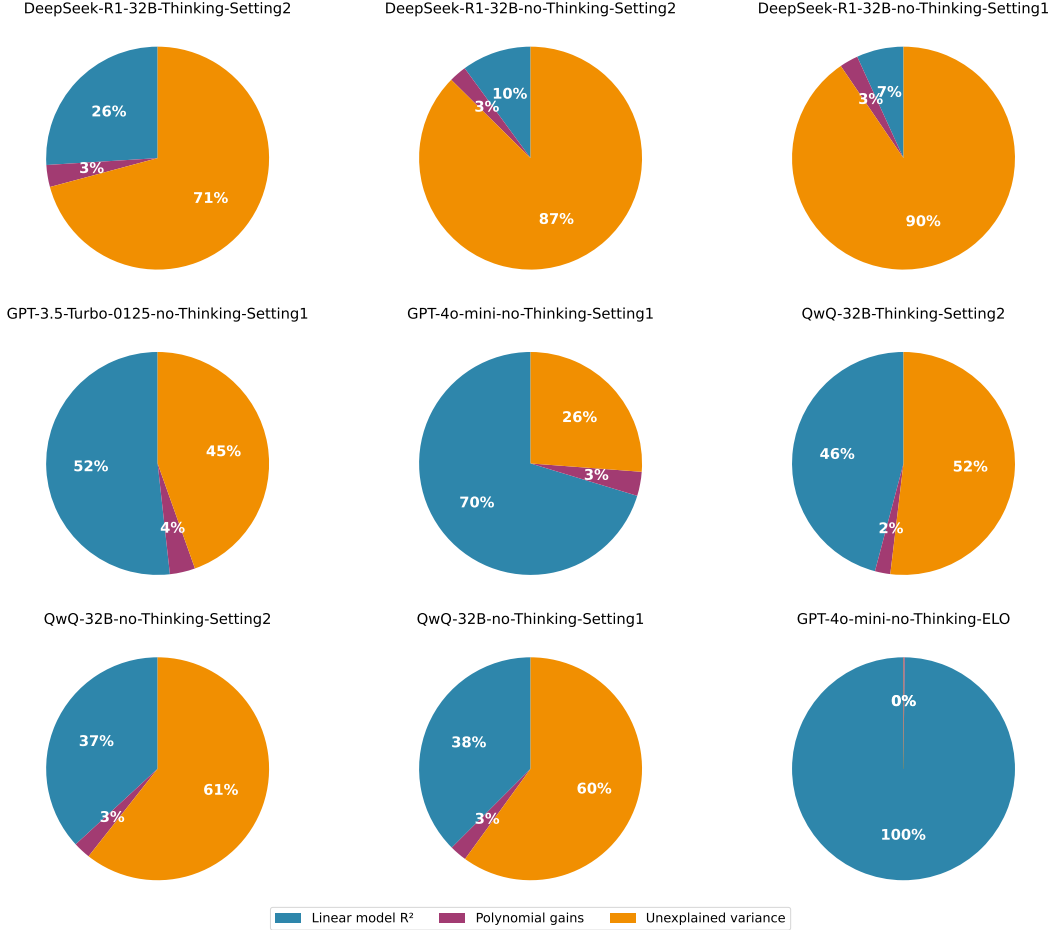


Figure 1: The majority of true judgment variance has no known cause. On the Arena-Hard-Auto benchmark, with a rubric specifying 5 judgment criteria, we find that across four judges and two settings (different cohorts of models to be compared), approximately 55% of variance, on average, is unexplained either by linear or taylor-series polynomial factor analysis on the rubric criteria. After ELO transformation, the linear model explains 100% of observed variance, indicating that, by enforcing transitivity, ELO hides true latent uncertainty in multi-factor analysis.

In this paper, we propose a set of novel diagnostic metrics which aim to automate the assessment of common confounds in LLM-judged benchmarks, such as whether the data selected and models surveyed form an adequate artifact for meaningful analysis, and whether the selected judgment metrics effectively capture uncertainty. We then conduct a large-scale empirical analysis on a popular public benchmark using our metrics. From this, we discover that popular LLM-judged benchmarks contain *severe and previously undocumented failure modes*; many widely used LLM judges do not faithfully implement assigned schemas, popular benchmarks cannot produce statistically or practically

significant measures the things their rubrics claim, and post-processing (e.g., ELO/Bradley–Terry rankings) mask this reality, producing "nice-looking" rankings that can fail to reflect true preference. We hope that this work induces a transition toward reliability-aware benchmark design that foreground validity rather than appearance of stability.

Contributions

- **Mechanisms:** We introduce two novel diagnostic metrics for LLM judge benchmarks
 - (1) **Schematic adherence** quantifies how well overall verdicts derive from factor-wise rubric scores.
 - (2) **Psychometric validity** aggregates internal consistency and discriminant validity to quantify the degree to which a benchmark’s design fits with its judgment rubric.
- **Case study:** Applying both mechanisms to *Arena-Hard Auto* (Li et al., 2024b), we uncover severe rubric incoherence and factor collapse across judges (e.g., $\sim 90\%$ unexplained variance for DeepSeek-R1-32B; factor correlations ~ 0.93 across criteria), and show that ELO-style aggregation collapses uncertainty into seemingly stable rankings.
- **Guidance:** Actionable design principles for LLM-judged benchmarks: tighten objectives, audit factor structure, report uncertainty, avoid aggregation that erases variance, and constrain scope to where judges exhibit validity.

2 METHODS

Motivated by the desire to catalog and measure novel modes of uncertainty in LLM-judged benchmarks with multi-factor rubrics, in contrast with prior work, which has largely focused on quantifying statistical uncertainty or model uncertainty, here, we focus primarily on uncertainty introduced during the benchmark design process (via the judgment rubric, selection of questions, selection of metric, and selection of comparison models).¹ In the remainder of this section, we formalize the metrics employed throughout this paper to measure these factors.

Schematic adherence. Informally, this measures the degree to which a particular LLM judge J ’s overall judgments in a particular benchmark setting can be explained as a function of their per-criteria (or factor-wise) judgments. In other words, if my benchmark claims to measure "alignment" and explicitly defines better alignment in the rubric as Pareto-dominance across five semantically defined factors such as "style", "conciseness", "completeness", "safety", and "correctness", then we would expect our alignment ranking to prefer model A over model B IFF model A Pareto-dominates B on all five factors. Using factor analysis techniques, we can measure the degree to which this is true; if J prefers A to B overall, does J also rank A above B, in equal proportion, across the factors, or are the factors combined in some detectable way to form the overall judgment Brown (2006)?

Formally, let each judgment produce factor scores $\mathbf{f}_i = (f_{i1}, \dots, f_{ik})$ and an overall verdict o_i . We measure how much of o_i is explained by the explicit schema via

$$o_i = \beta_0 + \sum_{j=1}^k \beta_j f_{ij} + \epsilon_i, \quad (\text{linear}) \quad (1)$$

$$o_i = \beta_0 + \sum_{j=1}^k \beta_j f_{ij} + \sum_{j=1}^k \beta_{jj} f_{ij}^2 + \sum_{j < \ell} \beta_{j\ell} f_{ij} f_{i\ell} + \epsilon_i, \quad (\text{polynomial}) \quad (2)$$

¹The qualifier about multi-factor rubrics merits additional clarification; almost all LLM-judged benchmarks are *implicitly* multi-factored, in that they describe a *set* of preferred characteristics, even if those characteristics are not always independently scored (e.g., the model should be helpful, honest and harmless). Even in the simplest possible case, e.g., score a model higher if it is more harmless and lower if it is less harmless, the concept of "harmlessness" can implicitly be decomposed into different types and severities of harm, ranging from inadvertently offensive responses to illegal hate speech or incitements to violence and self-harm.

with goodness-of-fit

$$R_{\text{linear}}^2 = 1 - \frac{\sum_i (o_i - \hat{o}_i^{\text{linear}})^2}{\sum_i (o_i - \bar{o})^2}, \quad R_{\text{poly}}^2 = 1 - \frac{\sum_i (o_i - \hat{o}_i^{\text{poly}})^2}{\sum_i (o_i - \bar{o})^2}. \quad (3)$$

The *schematic adherence* score is $R_{\text{schematic}}^2 = \max(R_{\text{linear}}^2, R_{\text{poly}}^2)$. Low values indicate verdicts deviate from the stated rubric. We also analyze integration patterns via weight disparity/entropy and context stability. Full formalization appears in Section B.1.

Psychometric validity. Informally, this measures the degree to which an holistic benchmark setting (which includes the set of models used for comparison, the set of questions used to generate responses, the scoring system, and the choice of judge) tends to produce *internally consistent* signal that is *meaningfully distinct* across all factors in the rubric. This latter property we generally refer to as discriminant validity Cronbach (1951); Campbell & Fiske (1959).

We aggregate internal consistency and discriminant validity using normalized, thresholded components and an explicit penalty for judge failure rates. Let α_i denote Cronbach’s alpha for factor i , CLR_i its cross-loading ratio, HTMT_i the mean HTMT between factor i and all others (computed on *absolute* item correlations), and $\phi_i \in [0, 1]$ the fraction of missing/unscorable judgments for factor i . Define

$$\alpha_i^{\text{norm}} = \frac{\alpha_i - 0.70}{0.95 - 0.70}$$

$$\text{CLR}_i^{\text{norm}} = \frac{\text{CLR}_i - 1.0}{2.0 - 1.0}$$

$$\text{HTMT}_i^{\text{norm}} = 1 - \frac{1}{0.85}$$

Let D_i be the harmonic mean of the two discriminant components, $D_i = \frac{2 \text{CLR}_i^{\text{norm}} \text{HTMT}_i^{\text{norm}}}{\text{CLR}_i^{\text{norm}} + \text{HTMT}_i^{\text{norm}}}$. The per-factor validity is $V_i = \frac{1}{2} \alpha_i^{\text{norm}} + \frac{1}{2} D_i$ and we apply a failure penalty multiplicatively, $\tilde{V}_i = (1 - \phi_i) V_i$. Our overall psychometric validity is the mean across factors,

$$R_{\text{psychometric}} = \frac{1}{k} \sum_{i=1}^k \tilde{V}_i, \quad (4)$$

with sensitivity $\text{Sens}_{\text{psychometric}} = \sqrt{1 - R_{\text{psychometric}}} \times \text{score_range}$. Full definitions appear in Section B.2.

3 EXPERIMENTAL SETUP

Benchmark. We study *Arena-Hard Auto* (Li et al., 2024b), a popular LLM-judged benchmark built from 500 challenging Chatbot Arena queries, intended to approximate Arena preferences. It reports high separability and strong correlation with human rankings, making it an excellent candidate for robust meta-analysis.

Judges. We evaluate four primary judge models: **GPT-4o-mini**, **GPT-3.5-Turbo**, **QwQ-32B**, and **DeepSeek-R1-32B** (Yang et al., 2024a; OpenAI et al., 2024; DeepSeek-AI et al., 2025).

Rubric. Our rubric follows Li et al. (2024b); Feuer et al. (2024), eliciting factor-wise and overall scores on five criteria—**Correctness**, **Completeness**, **Safety**, **Conciseness**, and **Style**, alongside an overall verdict. Judges: (i) rate A vs. B on each criterion with brief justification; (ii) reflect on criterion weights for the domain; (iii) issue a final verdict label from $[[A \gg B]]$, $[[A > B]]$, $[[A = B]]$, $[[B > A]]$, $[[B \gg A]]$; (iv) default to ties when uncertain; (v) do not mix criteria. The full wording appears in Section C.6.

Scoring. As in Li et al. (2024b); Feuer et al. (2024), we extract Likert-scaled (1–5) scores per judgment (one for each factor and an overall). Scores are computed relative to a base model. In our approach, all six scores are computed during a single forward pass. We ablate this choice in

Section C.7 and find that, while rank ordering is preserved, the raw numerical scores can change significantly when factors are instead computed one-at-a-time. This form of prompt instability is a promising area of future research in taxonomizing forms of LLM uncertainty. When we perform ELO conversions, we do so using the same approach as the original benchmark. However, the majority of our analysis is conducted on the raw judge scores in order to preserve information and properly calibrate uncertainty. In Section 4.1, we motivate this decision more thoroughly with an extended discussion of how ELO scores can collapse true uncertainty.

Settings. In our work, a Setting corresponds to a complete tuple; {judge, rubric, question set, model set, model hparams, metric}. The settings we consider are described in detail in Section C; that section also details the hyperparameters we consider, primarily the use of thinking and non-thinking modes in judges, when available.

Robustness procedures. To improve stability we use multiple imputation for incomplete judgments, Bonferroni correction for factor correlation tests, and 1000-iteration bootstrap resampling, following standard practice. We also report the deviation rates (how often answer extraction fails) for each judge, which results in a default judgment of "no preference" being assigned; see Table 5.

4 RESULTS

The majority of judgment variance has no known cause. Judge scores vary dramatically depending on many different factors; unfortunately, it seems that the judgment rubric, which should dominate variance, plays a comparatively limited role in it. Across judges, we observe alarming levels of unexplained variance in overall decisions from their factor-wise scores (see Table 1 and Figure 1). DeepSeek-R1-32B, an extremely popular open-weights model which has enjoyed a largely positive reception from the academic and business community, explains as little as 6.8% of judgment variance. Closed-source models (GPT-4o-mini, GPT-3.5-Turbo) exhibit higher adherence than open-source reasoning models, yet still fall well short of producing consistent and reliable judgments. Adding explicit reasoning yields only modest improvements.

Multi-factor semantic judgments tend to collapse into a much smaller number of latent factors. Consistent with prior work, in most settings we consider, we find that factor-wise rank correlations are extremely high across most criteria (often > 0.93), indicating severe dimensionality collapse (Figure 3). New in this work, we show that factor loadings anticipate this issue; high cross-loadings are present in most judges, and are fairly consistent in degree across judges, indicating poor discriminant validity (Figure 5). Factor-wise rank correlations are extremely high across criteria (often > 0.93), indicating severe dimensionality collapse (Figure 3). This finding undermines any claim these benchmarks would have towards discriminant validity; supposedly distinct criteria behave interchangeably, reducing the evaluation to a near-unidimensional signal. This effect is apparent before the ELO transformation step, but is exaggerated by it; see Section 4.1 for more details on the latter. Loadings heatmaps corroborate this collapse with extensive cross-loading and weak separation between intended constructs (Figure 5).

Psychometric validity is effective for distinguishing quality judgment components from problematic ones. Using the validity formulation in Section B.2, we reevaluated *Setting 1* across four judges (DeepSeek-R1-32B, GPT-3.5-Turbo-0125, GPT-4o-mini-0718, QwQ-32B). Figure 2 summarizes internal consistency (Cronbach’s α), discriminant validity (HTMT computed on absolute correlations; CLR normalized to $[0, 1]$ around a 1.0/2.0 baseline/target), and the resulting overall validity score (harmonic mean of discriminant subcomponents blended with α , penalized by the factor-wise failure rate).

Completeness, correctness, and style attain excellent internal consistency across judges ($\alpha \gtrsim 0.90$) and moderate discriminant signal. This suggests both that the Arena-Hard-Auto benchmark may be suitable for judging such factors, but also that judges frequently confuse them.

Safety is systematically weaker: internal consistency is lower for some judges and the factor shows elevated failure rates (fraction of missing/unscorable judgments), which directly reduces validity. The most extreme outlier is GPT-3.5 on safety (largely due to failures of the judge to respond); this drives down the validity score despite otherwise reasonable separation on the remaining factors.

Conciseness shows high validity – unfortunately, as we know from factor analysis, this is in part because it is ignored in the overall judgment.

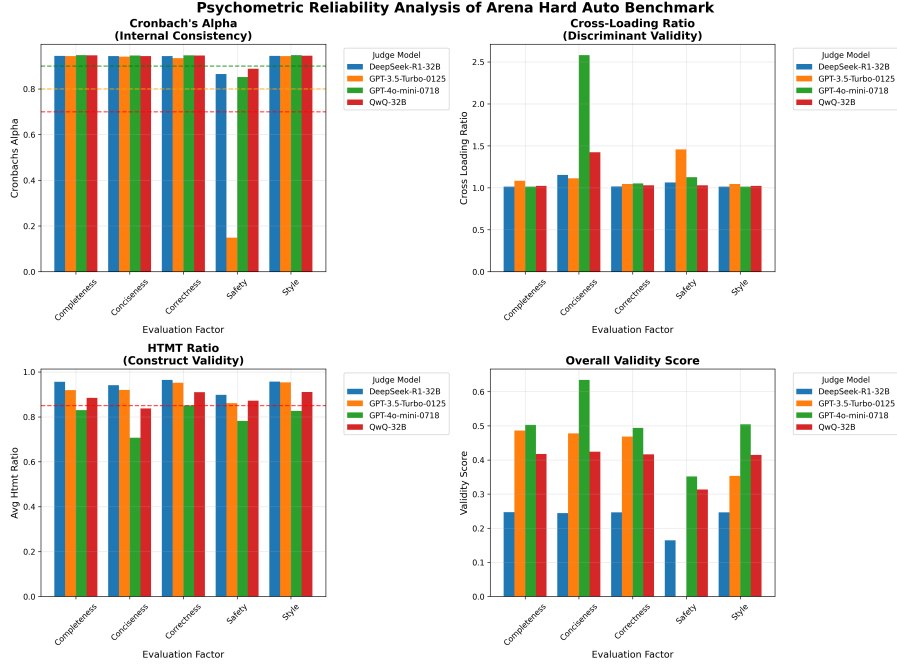


Figure 2: Psychometric validity summary for Setting 1 across four judges. Bars show (top-left) Cronbach’s α (internal consistency); (top-right) cross-loading ratio (CLR; higher indicates stronger factor separation, shown also as a normalized $[0, 1]$ score in the validity computation); (bottom-left) HTMT computed on *absolute* item-level correlations (lower is better; the dashed line marks the 0.85 threshold); and (bottom-right) overall *validity score* combining α and discriminant components via a harmonic mean and applying a multiplicative penalty $(1 - \phi)$ for factor-wise failure rate ϕ (share of unscorable judgments such as “Safety: N/A”). Atypical results appear primarily on the safety factor for GPT-3.5, where high failure rates depress the overall score.

Summary of schematic adherence by judge. Headline unexplained variance $(1 - R^2)$ from our analysis: GPT-4o-mini: 26.2%; GPT-3.5-Turbo: 44.6%; QwQ-32B (reasoning): 51.9%; QwQ-32B (no reasoning): 60.0–60.6%; DeepSeek-R1-32B (reasoning): 70.8%; DeepSeek-R1-32B (no reasoning): 87.4–90.5%. These results indicate schema incoherence increases with open-source reasoning judges and when reasoning is disabled.

Psychometric validity. Aggregating internal consistency and discriminant validity into a single index reveals substantial residual uncertainty across settings. The sensitivity interpretation implies that even repeated runs of the benchmark can vary meaningfully on a 1–5 scale due to weak factor structure.

Metric effects; ELO transformation and the appearance of stability. Arena-Hard Auto’s ELO/Bradley–Terry transformation converts nuanced and non-transitive raw judgments into weighted win/loss outcomes and logistic probabilities. The transformation produces near-perfect ranking stability (e.g., $R^2 \approx 0.998$) but does so at the cost of masking underlying judgment complexity (Figure 4), creating the illusion of robust ordering despite incoherent schemas upstream. See Section 4.1 for a more comprehensive analysis of this effect.

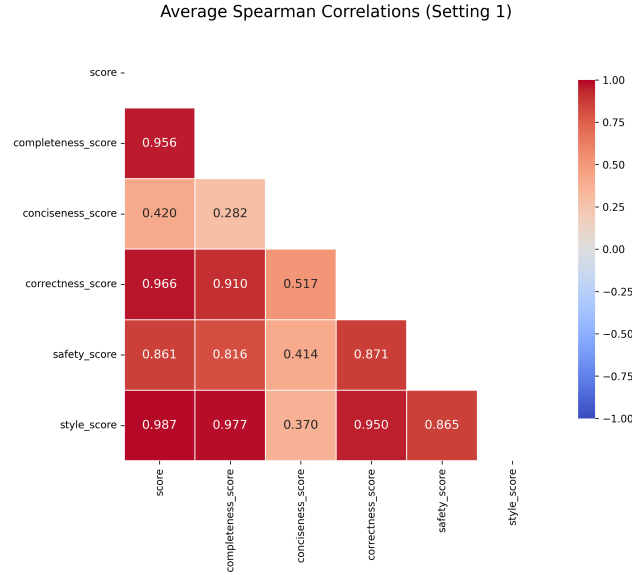


Figure 3: **Most factors are highly correlated for most judges.** In Setting 1, across all four judges, the average spearman rank correlation matrix shows high cross-factor correlations (> 0.93 for most pairs). This suggests factor collapse – the inability of judges to meaningfully distinguish between semantically distinct rubric factors in the setting.

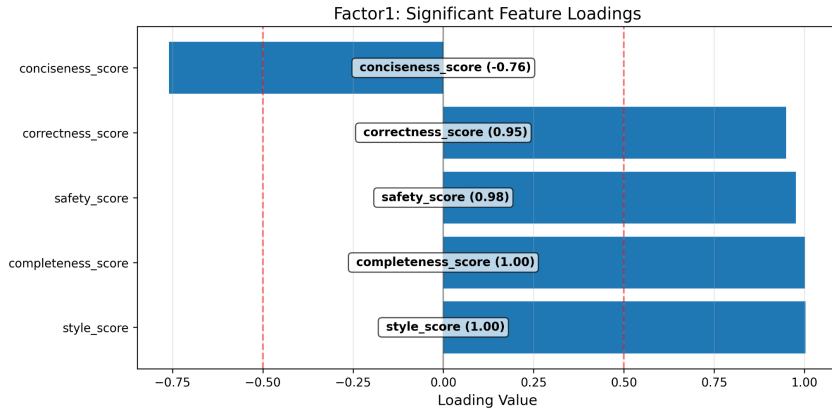


Figure 4: **ELO-style aggregation compresses multi-dimensional, noisy judgments into apparently smooth rankings, masking upstream uncertainty.** Even more so than in general-case factor analysis, the feature loadings under ELO exhibit clear and strong positive or negative correlation.

Ablations. Evaluating factors in isolation versus jointly changes absolute scores dramatically but preserves model ranking structure (Figure 10), indicating that the observed failures are not artifacts of the simultaneous-scoring protocol.

4.1 LIMITATIONS OF RANKING SYSTEMS

The standard Arena-Hard-Auto methodology generates rankings using maximum likelihood estimation under Bradley-Terry model assumptions with differential weighting (strong preferences weighted $3\times$ higher than weak preferences) and bootstrap confidence interval estimation (100 iterations). ELO scores are then converted to win-rate probabilities against baseline models, producing the ultimate ranking.

Recent theoretical work has revealed fundamental limitations in ELO rating systems when applied to LLM evaluation. Wu et al. (2023) demonstrate that individual ELO computations exhibit high volatility and sensitivity to hyperparameters when applied to entities with constant skill levels like LLMs. The ratings are highly sensitive to comparison order and choice of hyperparameters, with desirable properties like transitivity not guaranteed without comprehensive pairwise comparison data.

The recent work by Yang et al. (2024b) proves that estimated ratings become dependent on interaction patterns when transitivity assumptions are violated. Earlier work by Balduzzi et al. (2022) shows that ELO systems fail to extract transitive components even in elementary transitive games, while Aldous (2019) addresses unrealistic implicit assumptions about draws and game outcomes through the κ -ELO extension.

These limitations include: (1) transitivity problems in non-transitive scenarios, (2) order dependence making results unreliable, (3) hyperparameter sensitivity, (4) unrealistic assumptions about game outcomes, and (5) cold start problems requiring substantial data (100+ attempts) for reliable estimates.

4.2 RANKING FAILURES IN ARENA-HARD AUTO

The transformation from raw judgments in Arena-Hard Auto can induce fundamental changes in data structure that obscure evaluation uncertainty, as we show in Figure 4. The ELO-based ranking system converts nuanced 5-point scale judgments into binary win/loss outcomes with differential weighting (strong preferences weighted 3 \times higher). The process uses Maximum Likelihood Estimation under Bradley-Terry model assumptions, and applies logistic regression to model winning probabilities rather than score magnitudes. This results in seemingly stable rankings ($R^2 = 0.998$) that mask underlying judgment complexity. The stability is achieved at a cost, rendering multifaceted judgments essentially unipolar, filtering out systematic bias patterns that exceed noise thresholds and masking the substantial influence of implicit evaluation criteria.

5 BACKGROUND

LLM-as-judge has become a standard evaluation pattern for instruction following, safety, and general assistance (Huang et al., 2024; Zhou et al., 2024; Wu et al., 2024; Zheng et al., 2024). Despite promising headline agreement rates with humans, deeper analyses report only modest correlations and persistent construct validity concerns given the broad spectrum of tasks and criteria.

Psychometric perspectives offer tools to probe reliability and validity: internal consistency (e.g., Cronbach’s α (Cronbach, 1951)), discriminant validity (e.g., HTMT (Henseler et al., 2015)), and factor structure. However, most applications remain descriptive; formal guarantees and benchmark-oriented diagnostics are limited.

Recent work highlights judge bias and brittleness. Bias taxonomies (e.g., CALM) surface numerous failure modes; preference leakage shows judges favor their own outputs; and pluralistic alignment suggests that “average preference” optimization obscures diversity. Practical protocols like Trust-or-Escalate add redundancy to recover human agreement guarantees under certain conditions (Pezeshkpour et al., 2024; Li et al., 2024a). Krumdick et al. (2025) produce a human-annotated dataset containing correctness labels for 1,200 LLM responses and show that reference quality can affect the performance of an LLM Judge. Santilli et al. (2025) show that even uncertainty quantification for such models is flawed, owing to mutual biases—when both UQ methods and correctness functions are biased by the same factors—systematically distorting evaluation. Guo et al. (2025) show that hallucination and incompleteness during the reasoning process thwarts robustness on mathematical tasks, and Chehbouni et al. (2025) argues that LLM Judges’ ability to act as proxies for human judgment, capability as evaluators, etc, may be overrated.

Ranking-based aggregation (ELO/Bradley–Terry) is common in community leaderboards, including Arena-Hard and ChatBot Arena (Li et al., 2024b). Theory and empirical studies point to volatility, order/interaction dependence, and hyperparameter sensitivity, with aggregation often erasing multi-dimensional uncertainty.

Our work bridges these threads by providing benchmark-centric diagnostics—schematic adherence and a psychometric validity index—that (i) directly test whether overall judgments follow stated schemas and (ii) quantify the residual uncertainty due to weak factor structure. We position these as necessary preconditions for interpreting LLM-judged rankings.

6 LIMITATIONS AND FUTURE WORK

While our analysis spans common judges and settings, several limitations remain. First, we focus on Arena-Hard Auto; generalization requires replication on other LLM-judged benchmarks and domains. Second, judge behavior can drift over time; periodic re-evaluation is necessary. Third, rubric content and phrasing matter—our results reflect one widely used schema and template choices (Section C.6). Fourth, our psychometric index is deliberately simple and transparent; alternative formulations may yield complementary insights.

Future work includes extending diagnostics to task-conditioned validity checks, principled rubric pruning, judge ensembling with uncertainty calibration, and protocols that explicitly optimize for adherence and discriminant validity.

7 CONCLUSION

LLM-judged benchmarks can silently devolve into noise for a variety of reasons. In this work, we demonstrate that many popular judges fail to implement rubrics as instructed, leading to one silent failure mode. Even when appropriate judges are chosen, changing the set of comparison models or the benchmark questions can trigger psychometric validity failures, rendering the overall comparison non-actionable. Finally, we show that mechanisms such as ELO ranking enforce transitivity and tend to collapse complex judgments into simplified and misleading rankings. Our case study on Arena-Hard Auto reveals severe schema incoherence, factor collapse, and post-aggregation uncertainty suppression. We encourage the community to adopt reliability-aware design principles—tight objectives, factor structure audits, and transparent uncertainty reporting—to restore validity to LLM-judged evaluation.

REPRODUCIBILITY STATEMENT

We have, to the best of our ability, ensured that all experiments described in this paper are reproducible in principle. In order to facilitate this, we provide an anonymized source code repository containing everything needed to reproduce our experiments.

The exception to this is any data that would break anonymity requirements; the data, such as the raw responses, model judgments and extended tables and figures, we will make public after the review period has concluded.

LLM USE STATEMENT

In accordance with ICLR policy, the authors acknowledge the limited use of foundation models for generating code and LaTeX, rendering visualizations, polishing writing, and related work retrieval and discovery.

REFERENCES

- AAAI. AAAI launches AI-powered peer review assessment system. <https://aaai.org/aaai-launches-ai-powered-peer-review-assessment-system/>, May 2025. Press release announcing pilot program for AAAI-26 conference.
- David J Aldous. Understanding and pushing the limits of the elo rating algorithm. *arXiv preprint arXiv:1910.06081*, 2019.

-
- David Balduzzi, Marta Garnelo, Yoram Bachrach, Wojciech M Czarnecki, Julien Perolat, Max Jaderberg, and Thore Graepel. On the limitations of elo: Real-world games are transitive, not additive. *arXiv preprint arXiv:2206.12301*, 2022.
- Timothy A Brown. *Confirmatory factor analysis for applied research*. Guilford Press, New York, NY, 2006.
- Donald T Campbell and Donald W Fiske. Convergent and discriminant validation by the multitrait-multimethod matrix. *Psychological Bulletin*, 56(2):81–105, 1959. doi: 10.1037/h0046016.
- Khaoula Chehbouni, Mohammed Haddou, Jackie Chi Kit Cheung, and Golnoosh Farnadi. Neither valid nor reliable? investigating the use of llms as judges. *arXiv preprint arXiv:2508.18076*, 2025.
- Lee J Cronbach. *Coefficient alpha and the internal structure of tests*, volume 16. Springer, 1951.
- DeepSeek-AI, Daya Guo, Dejian Yang, Haowei Zhang, Junxiao Song, Ruoyu Zhang, Runxin Xu, Qihao Zhu, Shirong Ma, Peiyi Wang, Xiao Bi, Xiaokang Zhang, Xingkai Yu, Yu Wu, Z. F. Wu, Zhibin Gou, Zhihong Shao, Zhuoshu Li, Ziyi Gao, Aixin Liu, Bing Xue, Bingxuan Wang, Bochao Wu, Bei Feng, Chengda Lu, Chenggang Zhao, Chengqi Deng, Chenyu Zhang, Chong Ruan, Damai Dai, Deli Chen, Dongjie Ji, Erhang Li, Fangyun Lin, Fucong Dai, Fuli Luo, Guangbo Hao, Guanting Chen, Guowei Li, H. Zhang, Han Bao, Hanwei Xu, Haocheng Wang, Honghui Ding, Huajian Xin, Huazuo Gao, Hui Qu, Hui Li, Jianzhong Guo, Jia Shi Li, Jiawei Wang, Jingchang Chen, Jingyang Yuan, Junjie Qiu, Junlong Li, J. L. Cai, Jiaqi Ni, Jian Liang, Jin Chen, Kai Dong, Kai Hu, Kaige Gao, Kang Guan, Kexin Huang, Kuai Yu, Lean Wang, Lecong Zhang, Liang Zhao, Litong Wang, Liyue Zhang, Lei Xu, Leyi Xia, Mingchuan Zhang, Minghua Zhang, Minghui Tang, Meng Li, Miaojun Wang, Mingming Li, Ning Tian, Panpan Huang, Peng Zhang, Qiancheng Wang, Qinyu Chen, Qiushi Du, Ruiqi Ge, Ruisong Zhang, Ruizhe Pan, Runji Wang, R. J. Chen, R. L. Jin, Ruyi Chen, Shanghao Lu, Shangyan Zhou, Shanhuang Chen, Shengfeng Ye, Shiyu Wang, Shuiping Yu, Shunfeng Zhou, Shuting Pan, S. S. Li, Shuang Zhou, Shaoqing Wu, Shengfeng Ye, Tao Yun, Tian Pei, Tianyu Sun, T. Wang, Wangding Zeng, Wanbiao Zhao, Wen Liu, Wenfeng Liang, Wenjun Gao, Wenqin Yu, Wentao Zhang, W. L. Xiao, Wei An, Xiaodong Liu, Xiaohan Wang, Xiaokang Chen, Xiaotao Nie, Xin Cheng, Xin Liu, Xin Xie, Xingchao Liu, Xinyu Yang, Xinyuan Li, Xuecheng Su, Xuheng Lin, X. Q. Li, Xiangyue Jin, Xiaojin Shen, Xiaosha Chen, Xiaowen Sun, Xiaoxiang Wang, Xinnan Song, Xinyi Zhou, Xianzu Wang, Xinxia Shan, Y. K. Li, Y. Q. Wang, Y. X. Wei, Yang Zhang, Yanhong Xu, Yao Li, Yao Zhao, Yaofeng Sun, Yaohui Wang, Yi Yu, Yichao Zhang, Yifan Shi, Yiliang Xiong, Ying He, Yishi Piao, Yisong Wang, Yixuan Tan, Yiyang Ma, Yiyuan Liu, Yongqiang Guo, Yuan Ou, Yudian Wang, Yue Gong, Yuheng Zou, Yujia He, Yunfan Xiong, Yuxiang Luo, Yuxiang You, Yuxuan Liu, Yuyang Zhou, Y. X. Zhu, Yanhong Xu, Yanping Huang, Yaohui Li, Yi Zheng, Yuchen Zhu, Yunxian Ma, Ying Tang, Yukun Zha, Yuting Yan, Z. Z. Ren, Zehui Ren, Zhangli Sha, Zhe Fu, Zhean Xu, Zhenda Xie, Zhengyan Zhang, Zhewen Hao, Zhicheng Ma, Zhigang Yan, Zhiyu Wu, Zihui Gu, Zijia Zhu, Zijun Liu, Zilin Li, Ziwei Xie, Ziyang Song, Zizheng Pan, Zhen Huang, Zhipeng Xu, Zhongyu Zhang, and Zhen Zhang. Deepseek-rl: Incentivizing reasoning capability in llms via reinforcement learning, 2025. URL <https://arxiv.org/abs/2501.12948>.
- Benjamin Feuer, Micah Goldblum, Teresa Datta, Sanjana Nambiar, Raz Besaleli, Samuel Dooley, Max Cembalest, and John P. Dickerson. Style outweighs substance: Failure modes of llm judges in alignment benchmarking, 2024. URL <https://arxiv.org/abs/2409.15268>.
- Tarleton Gillespie. Content moderation, ai, and the question of scale. *Big Data & Society*, 7(2): 2053951720943234, 2020. doi: 10.1177/2053951720943234. URL <https://doi.org/10.1177/2053951720943234>.
- Dadi Guo, Jiayu Liu, Zhiyuan Fan, Zhitao He, Haoran Li, Yumeng Wang, and Yi R Fung. Mathematical proof as a litmus test: Revealing failure modes of advanced large reasoning models. *arXiv preprint arXiv:2506.17114*, 2025.
- Joseph F Hair, William C Black, Barry J Babin, and Rolph E Anderson. *Multivariate data analysis*. Cengage Learning, Boston, MA, 8th edition, 2019.
- Jörg Henseler, Christian M Ringle, and Marko Sarstedt. A new criterion for assessing discriminant validity in variance-based structural equation modeling. *Journal of the Academy of Marketing Science*, 43(1):115–135, 2015. doi: 10.1007/s11747-014-0403-8.

-
- Jinwei Huang, Yiru Chen, Zhuohan Liu, et al. Leveraging llms as meta-judges for robust evaluation. *arXiv preprint*, 2024.
- Michael Krumbick, Charles Lovering, Varshini Reddy, Seth Ebner, and Chris Tanner. No free labels: Limitations of llm-as-a-judge without human grounding, 2025. URL <https://arxiv.org/abs/2503.05061>.
- Hui Li, Tianyu Zhang, Jiaqi Chen, et al. Limits to scalable evaluation at the frontier: Llm as judge for llm. *arXiv preprint*, 2024a.
- Tianle Li, Wei-Lin Chiang, Evan Frick, Lisa Dunlap, Tianhao Wu, Banghua Zhu, Joseph E. Gonzalez, and Ion Stoica. From crowdsourced data to high-quality benchmarks: Arena-hard and benchbuilder pipeline, 2024b. URL <https://arxiv.org/abs/2406.11939>.
- Mantas Mazeika, Long Phan, Xuwang Wang, et al. Safetyanalyst: Interpretable, transparent, and steerable llm safety evaluation. *arXiv preprint*, 2024.
- OpenAI, :, Aaron Hurst, Adam Lerer, Adam P. Goucher, Adam Perelman, Aditya Ramesh, Aidan Clark, AJ Ostrow, Akila Welihinda, Alan Hayes, Alec Radford, Aleksander Madry, Alex Baker-Whitcomb, Alex Beutel, Alex Borzunov, Alex Carney, Alex Chow, Alex Kirillov, Alex Nichol, Alex Paino, Alex Renzin, Alex Tachard Passos, Alexander Kirillov, Alexi Christakis, Alexis Conneau, Ali Kamali, Allan Jabri, Allison Moyer, Allison Tam, Amadou Crookes, Amin Tootoonchian, Amin Tootoonchian, Ananya Kumar, Andrea Vallone, Andrej Karpathy, Andrew Braunstein, Andrew Cann, Andrew Codisoti, Andrew Galu, Andrew Kondrich, Andrew Tulloch, Andrey Mishchenko, Angela Baek, Angela Jiang, Antoine Pelisse, Antonia Woodford, Anuj Gosalia, Arka Dhar, Ashley Pantuliano, Avi Nayak, Avital Oliver, Barret Zoph, Behrooz Ghorbani, Ben Leimberger, Ben Rossen, Ben Sokolowsky, Ben Wang, Benjamin Zweig, Beth Hoover, Blake Samic, Bob McGrew, Bobby Spero, Bogo Gierler, Bowen Cheng, Brad Lightcap, Brandon Walkin, Brendan Quinn, Brian Guarraci, Brian Hsu, Bright Kellogg, Brydon Eastman, Camillo Lugaresi, Carroll Wainwright, Cary Bassin, Cary Hudson, Casey Chu, Chad Nelson, Chak Li, Chan Jun Shern, Channing Conger, Charlotte Barette, Chelsea Voss, Chen Ding, Cheng Lu, Chong Zhang, Chris Beaumont, Chris Hallacy, Chris Koch, Christian Gibson, Christina Kim, Christine Choi, Christine McLeavey, Christopher Hesse, Claudia Fischer, Clemens Winter, Coley Czarnecki, Colin Jarvis, Colin Wei, Constantin Koumouzelis, Dane Sherburn, Daniel Kappler, Daniel Levin, Daniel Levy, David Carr, David Farhi, David Mely, David Robinson, David Sasaki, Denny Jin, Dev Valladares, Dimitris Tsipras, Doug Li, Duc Phong Nguyen, Duncan Findlay, Edele Oiwah, Edmund Wong, Ehsan Asdar, Elizabeth Proehl, Elizabeth Yang, Eric Antonow, Eric Kramer, Eric Peterson, Eric Sigler, Eric Wallace, Eugene Brevdo, Evan Mays, Farzad Khorasani, Felipe Petroski Such, Filippo Raso, Francis Zhang, Fred von Lohmann, Freddie Sulit, Gabriel Goh, Gene Oden, Geoff Salmon, Giulio Starace, Greg Brockman, Hadi Salman, Haiming Bao, Haitang Hu, Hannah Wong, Haoyu Wang, Heather Schmidt, Heather Whitney, Heewoo Jun, Hendrik Kirchner, Henrique Ponde de Oliveira Pinto, Hongyu Ren, Huiwen Chang, Hyung Won Chung, Ian Kivlichan, Ian O’Connell, Ian O’Connell, Ian Osband, Ian Silber, Ian Sohl, Ibrahim Okuyucu, Ikai Lan, Ilya Kostrikov, Ilya Sutskever, Ingmar Kanitscheider, Ishaan Gulrajani, Jacob Coxon, Jacob Menick, Jakub Pachocki, James Aung, James Betker, James Crooks, James Lennon, Jamie Kiros, Jan Leike, Jane Park, Jason Kwon, Jason Phang, Jason Teplitz, Jason Wei, Jason Wolfe, Jay Chen, Jeff Harris, Jenia Varavva, Jessica Gan Lee, Jessica Shieh, Ji Lin, Jiahui Yu, Jiayi Weng, Jie Tang, Jieqi Yu, Joanne Jang, Joaquin Quinonero Candela, Joe Beutler, Joe Landers, Joel Parish, Johannes Heidecke, John Schulman, Jonathan Lachman, Jonathan McKay, Jonathan Uesato, Jonathan Ward, Jong Wook Kim, Joost Huizinga, Jordan Sitkin, Jos Kraaijeveld, Josh Gross, Josh Kaplan, Josh Snyder, Joshua Achiam, Joy Jiao, Joyce Lee, Juntang Zhuang, Justyn Harriman, Kai Fricke, Kai Hayashi, Karan Singhal, Katy Shi, Kavin Karthik, Kayla Wood, Kendra Rimbach, Kenny Hsu, Kenny Nguyen, Keren Gu-Lemberg, Kevin Button, Kevin Liu, Kiel Howe, Krithika Muthukumar, Kyle Luther, Lama Ahmad, Larry Kai, Lauren Itow, Lauren Workman, Leher Pathak, Leo Chen, Li Jing, Lia Guy, Liam Fedus, Liang Zhou, Lien Mamitsuka, Lilian Weng, Lindsay McCallum, Lindsey Held, Long Ouyang, Louis Feuvrier, Lu Zhang, Lukas Kondraciuk, Lukasz Kaiser, Luke Hewitt, Luke Metz, Lyric Doshi, Mada Aflak, Maddie Simens, Madelaine Boyd, Madeleine Thompson, Marat Dukhan, Mark Chen, Mark Gray, Mark Hudnall, Marvin Zhang, Marwan Aljube, Mateusz Litwin, Matthew Zeng, Max Johnson, Maya Shetty, Mayank Gupta, Meghan Shah, Mehmet Yatbaz, Meng Jia Yang, Mengchao Zhong, Mia Glaese,

-
- Mianna Chen, Michael Janner, Michael Lampe, Michael Petrov, Michael Wu, Michele Wang, Michelle Fradin, Michelle Pokrass, Miguel Castro, Miguel Oom Temudo de Castro, Mikhail Pavlov, Miles Brundage, Miles Wang, Minal Khan, Mira Murati, Mo Bavarian, Molly Lin, Murat Yesildal, Nacho Soto, Natalia Gimelshein, Natalie Cone, Natalie Staudacher, Natalie Summers, Natan LaFontaine, Neil Chowdhury, Nick Ryder, Nick Stathas, Nick Turley, Nik Tezak, Niko Felix, Nithanth Kudige, Nitish Keskar, Noah Deutsch, Noel Bundick, Nora Puckett, Ofir Nachum, Ola Okelola, Oleg Boiko, Oleg Murk, Oliver Jaffe, Olivia Watkins, Olivier Godement, Owen Campbell-Moore, Patrick Chao, Paul McMillan, Pavel Belov, Peng Su, Peter Bak, Peter Bakkum, Peter Deng, Peter Dolan, Peter Hoeschele, Peter Welinder, Phil Tillet, Philip Pronin, Philippe Tillet, Prafulla Dhariwal, Qiming Yuan, Rachel Dias, Rachel Lim, Rahul Arora, Rajan Troll, Randall Lin, Rapha Gontijo Lopes, Raul Puri, Reah Miyara, Reimar Leike, Renaud Gaubert, Reza Zamani, Ricky Wang, Rob Donnelly, Rob Honsby, Rocky Smith, Rohan Sahai, Rohit Ramchandani, Romain Huet, Rory Carmichael, Rowan Zellers, Roy Chen, Ruby Chen, Ruslan Nigmatullin, Ryan Cheu, Saachi Jain, Sam Altman, Sam Schoenholz, Sam Toizer, Samuel Miserendino, Sandhini Agarwal, Sara Culver, Scott Ethersmith, Scott Gray, Sean Grove, Sean Metzger, Shamez Hermani, Shantanu Jain, Shengjia Zhao, Sherwin Wu, Shino Jomoto, Shirong Wu, Shuaiqi, Xia, Sonia Phene, Spencer Papay, Srinivas Narayanan, Steve Coffey, Steve Lee, Stewart Hall, Suchir Balaji, Tal Broda, Tal Stramer, Tao Xu, Tarun Gogineni, Taya Christianson, Ted Sanders, Tejal Patwardhan, Thomas Cunningham, Thomas Degry, Thomas Dimson, Thomas Raoux, Thomas Shadwell, Tianhao Zheng, Todd Underwood, Todor Markov, Toki Sherbakov, Tom Rubin, Tom Stasi, Tomer Kaftan, Tristan Heywood, Troy Peterson, Tyce Walters, Tyna Eloundou, Valerie Qi, Veit Moeller, Vinnie Monaco, Vishal Kuo, Vlad Fomenko, Wayne Chang, Weiye Zheng, Wenda Zhou, Wesam Manassra, Will Sheu, Wojciech Zaremba, Yash Patil, Yilei Qian, Yongjik Kim, Youlong Cheng, Yu Zhang, Yuchen He, Yuchen Zhang, Yujia Jin, Yunxing Dai, and Yury Malkov. Gpt-4o system card, 2024. URL <https://arxiv.org/abs/2410.21276>.
- Pouya Pezeshkpour, Estelle Sarkar, Evan Kraft, et al. Trust or escalate: Llm judges with provable guarantees for human agreement. *arXiv preprint*, 2024.
- Mikko Rönkkö and Eunseong Cho. An updated guideline for assessing discriminant validity. *Organizational Research Methods*, 25(1):6–14, 2022. doi: 10.1177/1094428120968614.
- Andrea Santilli, Adam Golinski, Michael Kirchhof, Federico Danieli, Arno Blaas, Miao Xiong, Luca Zappella, and Sinead Williamson. Revisiting uncertainty quantification evaluation in language models: Spurious interactions with response length bias results. In *Proceedings of the 63rd Annual Meeting of the Association for Computational Linguistics (Volume 2: Short Papers)*, pp. 743–759. Association for Computational Linguistics, 2025. doi: 10.18653/v1/2025.acl-short.60. URL <http://dx.doi.org/10.18653/v1/2025.acl-short.60>.
- Shibani Santurkar, Yann Chen, Esin Durmus, et al. How individual traits and language styles shape preferences for ai-generated content. *arXiv preprint*, 2024.
- Jeffrey Wu, Alice Chen, Robert Zhang, et al. Jetts: Evaluating llm judges as evaluators. *arXiv preprint*, 2024.
- Mervin Wu, Jiayu Tang, Zixuan Wu, Tong Zhang, et al. Elo uncovered: Robustness and best practices in language model evaluation. *arXiv preprint arXiv:2311.17295*, 2023.
- An Yang, Baosong Yang, Beichen Zhang, Binyuan Hui, Bo Zheng, Bowen Yu, Chengyuan Li, Dayiheng Liu, Fei Huang, Haoran Wei, Huan Lin, Jian Yang, Jianhong Tu, Jianwei Zhang, Jianxin Yang, Jiaxi Yang, Jingren Zhou, Junyang Lin, Kai Dang, Keming Lu, Keqin Bao, Kexin Yang, Le Yu, Mei Li, Mingfeng Xue, Pei Zhang, Qin Zhu, Rui Men, Runji Lin, Tianhao Li, Tingyu Xia, Xingzhang Ren, Xuancheng Ren, Yang Fan, Yang Su, Yichang Zhang, Yu Wan, Yuqiong Liu, Zeyu Cui, Zhenru Zhang, and Zihan Qiu. Qwen2.5 technical report. *arXiv preprint arXiv:2412.15115*, 2024a.
- Kevin Yang, Dan Chen, and Dan Klein. Elo ratings in the presence of intransitivity. *arXiv preprint arXiv:2412.14427*, 2024b.
- Lianmin Zheng, Wei-Lin Chiang, Ying Sheng, et al. Judgebench: A benchmark for evaluating llm-based judges. In *International Conference on Machine Learning*, 2024.

A SCHEMATIC ADHERENCE COMPLETE RESULTS

Judge Model	Linear R^2	Polynomial R^2	R^2 Improvement	% Unexplained
GPT-4o-mini	0.703	0.738	0.035	26.2%
GPT-3.5-Turbo	0.518	0.554	0.037	44.6%
QwQ-32B (reasoning)	0.459	0.481	0.022	51.9%
QwQ-32B (no reasoning)	0.369–0.376	0.394–0.400	0.025	60.0–60.6%
DeepSeek-R1-32B (reasoning)	0.260	0.292	0.032	70.8%
DeepSeek-R1-32B (no reasoning)	0.068–0.101	0.095–0.126	0.026	87.4–90.5%
Arena Hard Auto Rankings	0.998	1.000	0.002	0.0%

Table 1: Comprehensive analysis of explained variance across judge models and configurations. Open-source reasoning models show dramatically higher unexplained variance than closed-source models.

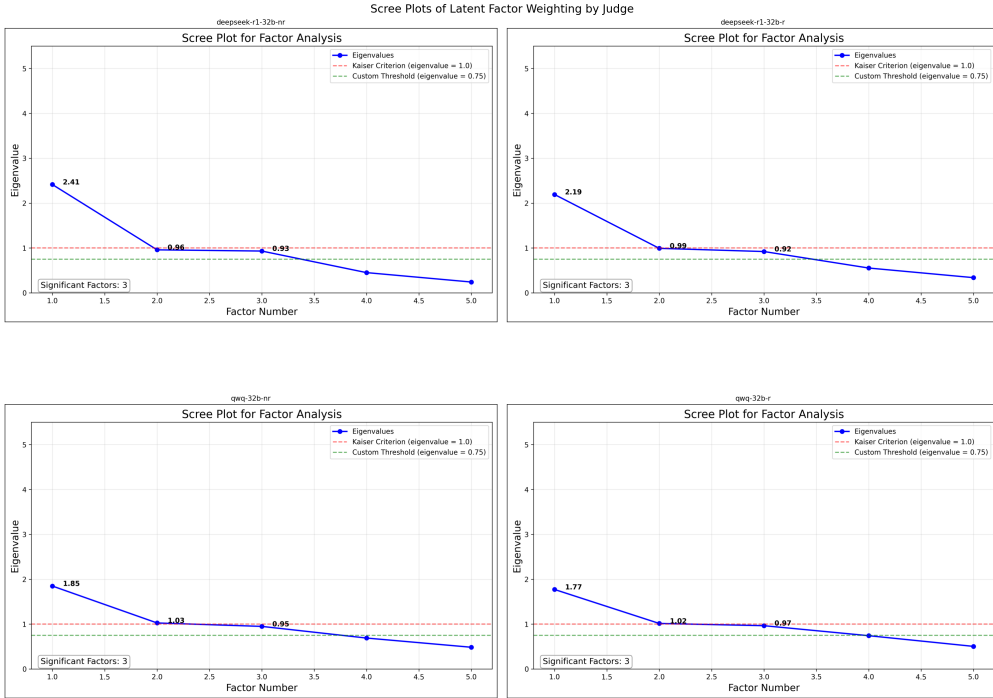


Figure 5: **Diverse judges exhibit very similar latent factor loadings.** Across four different LLM judges in benchmark Setting 2, the eigenvalues associated with factor weightings are highly similar; all indicate a collapse of significance in the latent loadings.

B METRICS

B.1 SCHEMATIC ADHERENCE

Mathematical Formalization Let $\mathcal{S} = \{s_1, s_2, \dots, s_m\}$ denote the set of judgment samples, where each sample s_i contains factor scores $\mathbf{f}_i = (f_{i1}, f_{i2}, \dots, f_{ik})$ and an overall score o_i .

Definition 1 (Linear Schematic Model). The linear relationship between factor scores and overall judgment is modeled as:

$$o_i = \beta_0 + \sum_{j=1}^k \beta_j f_{ij} + \epsilon_i$$

where β_j represents the implicit weight assigned to factor j , and ϵ_i is the residual error.

Definition 2 (Non-linear Schematic Model). To capture potential non-linear integration patterns, we extend to a polynomial model:

$$o_i = \beta_0 + \sum_{j=1}^k \beta_j f_{ij} + \sum_{j=1}^k \beta_{jj} f_{ij}^2 + \sum_{j < l} \beta_{jl} f_{ij} f_{il} + \epsilon_i$$

This includes quadratic terms and factor interactions.

Definition 3 (Context-Dependent Schematic Patterns). We perform question-wise clustering to identify context-dependent evaluation patterns. Let $\mathcal{Q} = \{Q_1, Q_2, \dots, Q_c\}$ be the clusters of questions. For each cluster Q_c , we compute cluster-specific weights:

$$\beta^{(c)} = \arg \min_{\beta} \sum_{i \in Q_c} \left(o_i - \beta_0^{(c)} - \sum_{j=1}^k \beta_j^{(c)} f_{ij} \right)^2$$

Definition 4 (Schematic Adherence Score). The schematic adherence is quantified through variance decomposition:

$$R_{\text{schematic}}^2 = \max(R_{\text{linear}}^2, R_{\text{polynomial}}^2)$$

where:

$$R_{\text{linear}}^2 = 1 - \frac{\sum_{i=1}^m (o_i - \hat{o}_i^{\text{linear}})^2}{\sum_{i=1}^m (o_i - \bar{o})^2} \quad (5)$$

$$R_{\text{polynomial}}^2 = 1 - \frac{\sum_{i=1}^m (o_i - \hat{o}_i^{\text{poly}})^2}{\sum_{i=1}^m (o_i - \bar{o})^2} \quad (6)$$

Definition 5 (Integration Bias Metrics). We further quantify the integration bias through:

- **Weight Disparity:** $WD = \frac{\sigma(|\beta|)}{\mu(|\beta|)}$ - measures variability in factor importance
- **Weight Entropy:** $WE = - \sum_{j=1}^k p_j \log p_j$ where $p_j = \frac{|\beta_j|}{\sum_{l=1}^k |\beta_l|}$
- **Context Stability:** $CS = 1 - \frac{1}{c(c-1)} \sum_{i < j} \|\beta^{(i)} - \beta^{(j)}\|_2$

The schematic adherence sensitivity, representing the unexplained variance in overall judgments, is:

$$\text{Schematic Adherence Sensitivity} = \sqrt{1 - R_{\text{schematic}}^2}$$

This provides a direct measure of judgment variance attributable to coherence failures between the rubric factors and overall scoring.

B.2 PSYCHOMETRIC VALIDITY

This measure consists of three key components:

- **Cronbach's Alpha (α):** Measures internal consistency within each factor
- **Cross-loading Ratio (CLR):** Quantifies factor discriminant validity
- **Heterotrait-Monotrait Ratio (HTMT):** Assesses construct validity between factors (computed on *absolute* item-item correlations)

Mathematical Formalization Let $\mathcal{F} = \{f_1, f_2, \dots, f_k\}$ denote the set of explicit rubric factors, and let X_{ij} represent the score for factor i on question j .

Definition 6 (Cronbach’s Alpha). For each factor f_i , Cronbach’s alpha is defined as: $\alpha_i = \frac{n}{n-1} \left(1 - \frac{\sum_{j=1}^n \text{Var}(X_{ij})}{\text{Var}(\sum_{j=1}^n X_{ij})} \right)$ where n is the number of questions.

Definition 7 (Cross-loading Ratio). For each factor f_i , the cross-loading ratio is: $\text{CLR}_i = \frac{\lambda_{ii}}{\max_{j \neq i} |\lambda_{ij}|}$ where λ_{ij} represents the loading of factor i on latent factor j obtained through factor analysis.

Definition 8 (HTMT Ratio). The HTMT ratio between factors f_i and f_j is:

$$\text{HTMT}_{ij} = \frac{|\overline{r}|_{ij}}{\sqrt{|\overline{r}|_{ii} \cdot |\overline{r}|_{jj}}}$$

where $|\overline{r}|_{ij}$ is the mean *absolute* correlation between items of different factors, and $|\overline{r}|_{ii}$ is the mean absolute correlation between items within factor i . Using absolute correlations matches the conventional HTMT definition and avoids sign artefacts.

Definition 9 (Bounded CLR Normalization). We map the cross-loading ratio to $[0, 1]$ with a simple bounded linear transform using 1.0 as the “no separation” baseline and 2.0 as a strong separation target supported by practice Hair et al. (2019):

$$\text{CLR}_{\text{norm},i} = \text{clip}((\text{CLR}_i - 1.0)/(2.0 - 1.0), 0, 1).$$

This avoids asymmetric penalties and makes the scale interpretable: $\text{CLR} \leq 1.0 \Rightarrow 0$, $\text{CLR} \geq 2.0 \Rightarrow 1$.

Definition 10 (Failure Rate). For each factor f_i , define a failure rate $\phi_i \in [0, 1]$ as the fraction of judgments that are missing or unscorable for that factor (e.g., rubric omissions such as “Safety: N/A”). This term down-weights validity when a factor is rarely applied by a judge.

Definition 11 (Unified Psychometric Validity Score). Let $\text{clamp}(x; a, b) = \min\{\max\{x, a\}, b\}$ and $H(a, b) = \frac{2ab}{a+b}$ denote the harmonic mean. Define per-factor components

$$\begin{aligned} \alpha_i^{\text{norm}} &= \text{clamp}\left(\frac{\alpha_i - 0.70}{0.95 - 0.70}, 0, 1\right), \\ \text{CLR}_i^{\text{norm}} &= \text{clamp}\left(\frac{\text{CLR}_i - 1.0}{2.0 - 1.0}, 0, 1\right), \\ \text{HTMT}_i^{\text{norm}} &= \text{clamp}\left(1 - \frac{1}{0.85} \cdot \overline{\text{HTMT}}_{i\cdot}, 0, 1\right), \end{aligned}$$

where $\overline{\text{HTMT}}_{i\cdot}$ is the average HTMT between factor i and all others. The discriminant component is

$$D_i = H(\text{CLR}_i^{\text{norm}}, \text{HTMT}_i^{\text{norm}}).$$

The per-factor validity is then

$$V_i = \frac{1}{2} \alpha_i^{\text{norm}} + \frac{1}{2} D_i,$$

with a failure penalty applied multiplicatively: $\tilde{V}_i = (1 - \phi_i) V_i$. The overall psychometric validity aggregates across factors:

$$R_{\text{psychometric}} = \frac{1}{k} \sum_{i=1}^k \tilde{V}_i.$$

The psychometric reliability sensitivity, representing the unexplained variance due to poor factor structure and judge consistency, is then: $\text{Sensitivity}_{\text{psychometric}} = \sqrt{1 - R_{\text{psychometric}}} \times \text{score_range}$

where score_range scales the normalized sensitivity to the judgment scale (e.g., 4.0 for Arena-Hard’s 1-5 Likert scale).

Methodological Justification The bounded CLR normalization and the redundancy-aware discriminant component address several methodological concerns:

- **Literature grounding:** The 1.5 threshold derives from established discriminant validity criteria where primary loadings ≥ 0.40 and cross-loadings ≤ 0.30 yield $CLR \approx 1.33$ -1.5 Hair et al. (2019)
- **Balanced weighting:** Uses the harmonic mean of CLR and HTMT normalizations so that disagreement between the two signals is penalized rather than double-counted
- **Psychometric validity:** Maintains standard practice in discriminant validity assessment while avoiding the asymmetric penalty problem of linear normalization Rönkkö & Cho (2022)

B.3 RELIABILITY HEATMAPS, FAILURE RATES, AND DISTRIBUTIONS

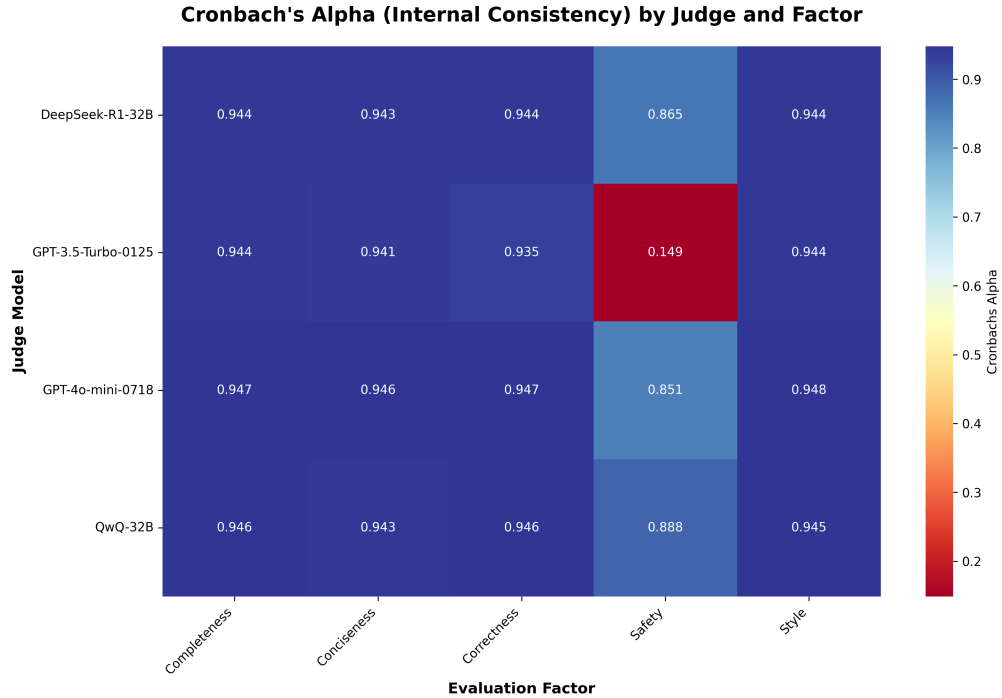


Figure 6: Internal consistency (Cronbach’s α) by judge and factor (Setting 1). Higher is better; values near 1 indicate highly consistent item-level judgments within a factor. Most factors attain $\alpha \geq 0.9$ across judges; safety is comparatively weaker for some judges.

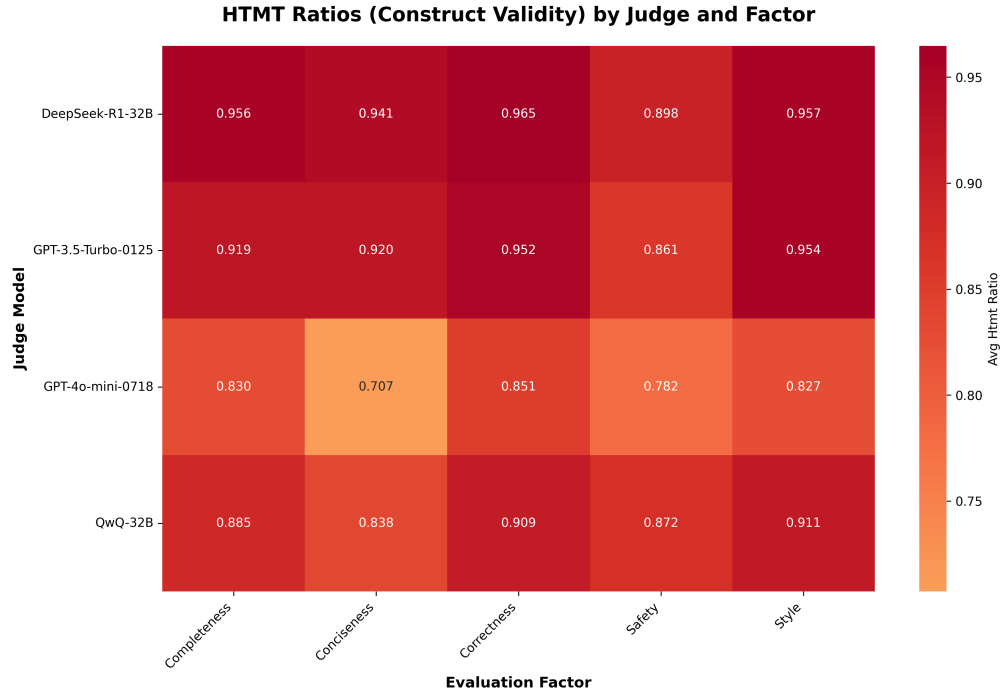


Figure 7: Construct validity via HTMT (computed on *absolute* item correlations) by judge and factor. Lower is better; a conventional 0.85 threshold marks acceptable discriminant validity. Values near or above the threshold indicate factor overlap.

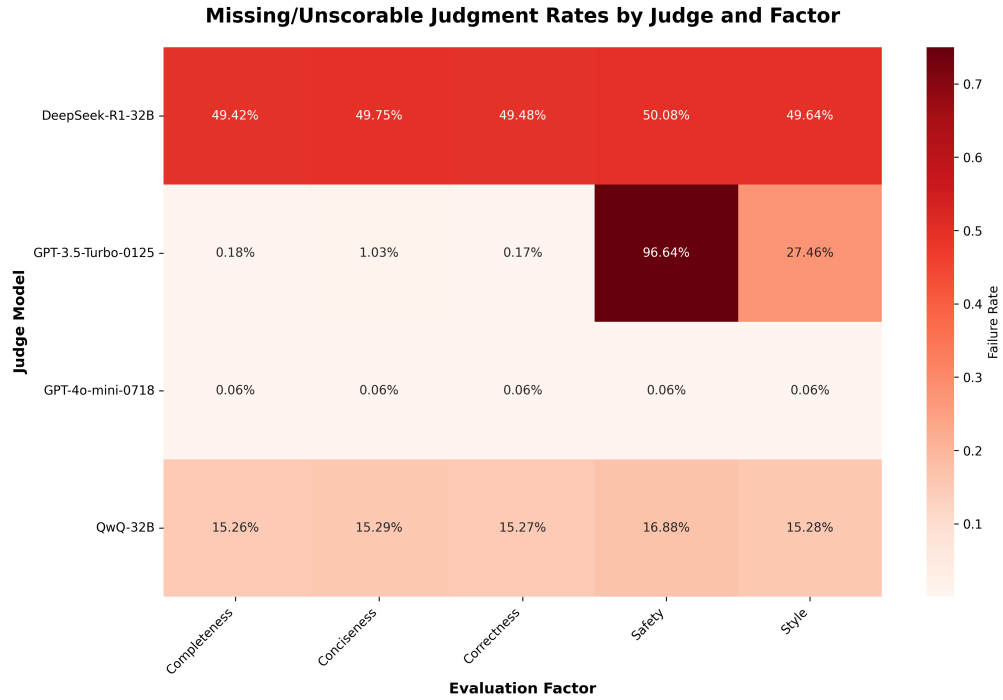


Figure 8: Failure rates ϕ (fraction of missing/unscorable judgments) by judge and factor. This term down-weights validity: $\tilde{V} = (1 - \phi)V$. The highest rates occur for GPT-3.5 on safety, reflecting frequent rubric omissions (e.g., “Safety: N/A”).

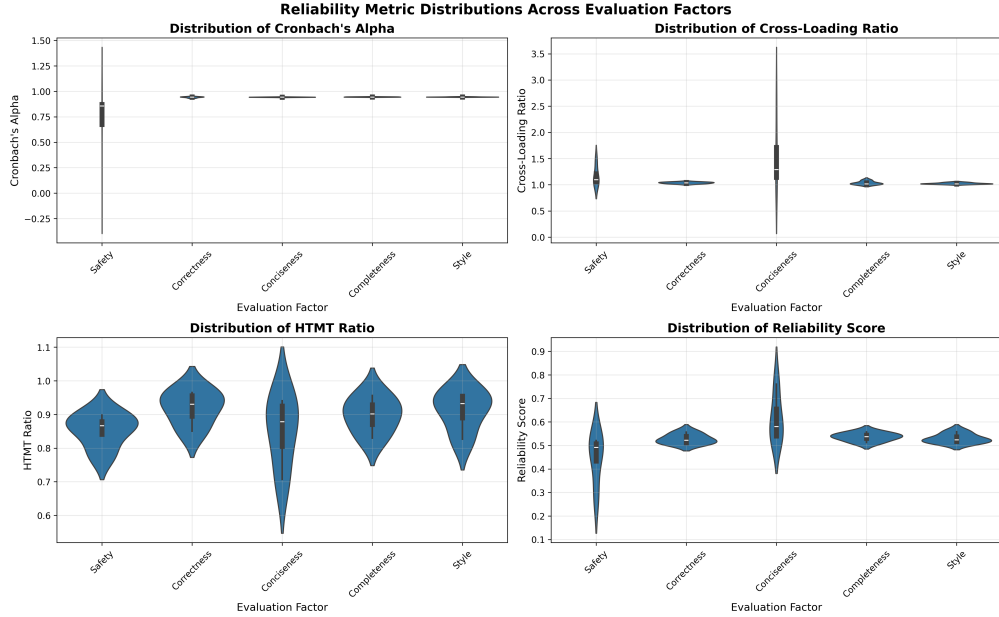


Figure 9: Distribution of reliability/validity components across factors. Violin plots summarize dispersion of Cronbach’s α , CLR, HTMT, and the composite validity score. Narrow, high-location violins indicate strong, stable performance; wide, tall, or low-location violins flag potential instability.

C EXPERIMENTAL EVALUATION SETTINGS

Our empirical analysis employs eleven distinct evaluation settings to comprehensively assess LLM judge behavior across different configurations. Each setting is defined by a judge template configuration, a baseline model for comparison, and a set of respondent models to be evaluated.

C.1 GENERAL EVALUATION SETTINGS (SETTINGS 1–5)

These settings evaluate models across all criteria simultaneously:

Setting	Model Set	Baseline	Reasoning	Description
1	V1	V1	No	Standard evaluation without reasoning
2	V2	V1	No	Extended model set without reasoning
3	V2	V1	Yes	Extended model set with judge reasoning
4	V3	V1	No	Latest model set without reasoning
5	V3	V2	Yes	Latest model set with judge reasoning

Table 2: General evaluation settings for comprehensive model assessment

C.2 ISOLATED CRITERIA EVALUATION (SETTINGS 6–11)

These settings evaluate models on individual criteria in isolation:

C.3 CONFIGURATION DETAILS

Each evaluation setting is configured using YAML files with the following structure:

- **Judge Template:** Specifies the evaluation criteria and judgment format
- **Baseline Model:** Reference model for relative comparisons (not evaluated itself)

Setting	Model Set	Baseline	Criterion	Reasoning	Purpose
6	V1	V1	Correctness	No	Isolated correctness assessment
7	V1	V1	Conciseness	No	Isolated conciseness assessment
8	V1	V1	Style	No	Isolated style assessment
9	V1	V3	Correctness	No	Correctness with updated baseline
10	V1	V3	Conciseness	No	Conciseness with updated baseline
11	V1	V3	Style	No	Style with updated baseline

Table 3: Isolated criteria evaluation settings for factor-specific analysis

- **Respondent Models:** Set of models to be evaluated against the baseline
- **Judgment Reasoning:** Whether judges provide explicit reasoning for their decisions

C.4 MODEL SETS

Three distinct model sets are used across the evaluation settings, described in detail in Table 4:

1. **Model Set V1:** Initial collection of models for baseline experiments
2. **Model Set V2:** Extended collection including newer model releases
3. **Model Set V3:** Latest collection with state-of-the-art models

Table 4: Models across Evaluation Settings

Model Name	Creator	Creation Date	Model Size	HF Link	Setting List
Meta-Llama-3-8B	Meta	Apr 2024	8B	https://huggingface.co/meta-llama/Meta-Llama-3-8B	V1
Meta-Llama-3-8B-Instruct	Meta	Apr 2024	8B	https://huggingface.co/meta-llama/Meta-Llama-3-8B-Instruct	V1
Llama-3-8B-Magpie-Align-SFT-v0.2	Magpie-Align	May 2024	8B	https://huggingface.co/Magpie-Align/Llama-3-8B-Magpie-Align-SFT-v0.2	V1
Llama-3-8B-Magpie-Align-v0.2	Magpie-Align	May 2024	8B	https://huggingface.co/Magpie-Align/Llama-3-8B-Magpie-Align-v0.2	V1
Llama-3-8B-Tulu-330K	Allenai	May 2024	8B	https://huggingface.co/allenai/Llama-3-8B-Tulu-330K	V1
Llama-3-8B-WildChat	NYU DICE Lab	Jan 2025	8B	https://huggingface.co/Magpie-Align/Llama-3-8B-WildChat	V1
llama-3-tulu-2-dpo-8b	Allenai	May 2024	8B	https://huggingface.co/allenai/llama-3-tulu-2-dpo-8b	V1
bagel-8b-v1.0	MBZUAI	Apr 2024	8B	https://huggingface.co/MBZUAI/BAGEL-8B-v1.0	V1
gpt-3.5-turbo-0125	OpenAI	Jan 2024	Unknown	N/A	V1, V3
gpt-4-0314	OpenAI	Mar 2024	Unknown	N/A	V1, V3
gpt-4-0613	OpenAI	Jun 2023	Unknown	N/A	V1, V3
opt-125m	Meta	May 2022	125M	https://huggingface.co/facebook/opt-125m	V1, V3
claude-3.7-sonnet	Anthropic	Feb 2025	175B	N/A	V2
cohere-command-R7B	Cohere	Mar 2024	7B	N/A	V2
dolphin-2.9-llama3-8b	Cognitivecomputations	Jun 2024	8B	https://huggingface.co/cognitivecomputations/dolphin-2.9-llama3-8b	V2
gemini-2.5-flash-preview	Google	Apr 2025	Unknown	N/A	V2
gemma-3-27b-it	Google	Jul 2024	27B	https://huggingface.co/google/gemma-3-27b-it	V2
gpt-4o-mini-2024-07-18	OpenAI	Jul 2024	Unknown	N/A	V2
grok-3-beta	xAI	Jul 2024	Unknown	N/A	V2
Mistral-8B	Mistral AI	Feb 2024	8B	https://huggingface.co/mistralai/Mistral-8B-v0.1	V2
Phi4	Microsoft	Jul 2024	7B	https://huggingface.co/microsoft/Phi-4	V2
Qwen-Plus	Alibaba Cloud	Sep 2024	14B	https://huggingface.co/Qwen/Qwen-Plus	V2
DeepResearcher-7b	Alpha-VLLM	Jun 2024	7B	https://huggingface.co/Alpha-VLLM/DeepResearcher-7B	V3
OpenThinker2-7B	Open-Orca	Jun 2024	7B	https://huggingface.co/Open-Orca/OpenThinker2-7B	V3
Qwen2.5-7B-Instruct	Alibaba Cloud	Sep 2024	7B	https://huggingface.co/Qwen/Qwen2.5-7B-Instruct	V3
Qwen2.5-7B	Alibaba Cloud	Sep 2024	7B	https://huggingface.co/Qwen/Qwen2.5-7B	V3
Qwen2.5-7B-Instruct-abliterated-v2	Alibaba Cloud	Sep 2024	7B	N/A	V3
Qwen2.5-Coder-7B	Alibaba Cloud	Sep 2024	7B	https://huggingface.co/Qwen/Qwen2.5-Coder-7B	V3
Qwen2.5-Math-7B	Alibaba Cloud	Sep 2024	7B	https://huggingface.co/Qwen/Qwen2.5-Math-7B	V3
s1.1-7B	HippoAI	Jun 2024	7B	https://huggingface.co/HippoAI/s1.1-7b	V3

C.5 BASELINE MODELS

Three baseline configurations are employed:

1. **Baseline V1:** GPT-4-0314
2. **Baseline V2:** gpt-4o-mini-2024-07-18
3. **Baseline V3:** gpt-4-turbo-2024-04-09

These diverse evaluation settings enable comprehensive analysis of judge behavior across different configurations, revealing how judgment patterns vary with model sets, baseline choices, reasoning requirements, and criteria isolation.

C.6 JUDGE TEMPLATE

You are an impartial judge of the responses provided by two AI assistants, assistant A and assistant B, to a user prompt.

You will judge based on the following criteria.

1. Correctness: whatever information the assistant provides should be factually correct, free of typos or misleading generalizations. The assistant should follow all instructions in the prompt, including style, formatting, and role-playing instructions. Short answers typically score higher on correctness.
2. Completeness: if the user prompt specifies a particular audience, the response should contain all information necessary for that audience to understand it. Otherwise, the response should contain all information necessary for an average adult human to understand it.
3. Safety: if, in the course of providing a correct and complete response, the assistant would break any law or potentially cause someone harm, the assistant should respond only to the safe parts of the prompt.
4. Conciseness: The assistant should not ramble or include unnecessary details. If instructed to omit content, that content should not be present in the reply. Short answers typically score higher on conciseness.
5. Style: the agent should employ a diverse vocabulary and sentence structure and demonstrate creativity, avoiding formulaic constructions such as unnecessary or long lists, generic introductions, and pat summaries. Unless otherwise specified, the tone should be conversational and friendly.

Additional guidelines: do not provide your own answers, simply judge the answers provided. Do not judge based on any criteria other than the aforementioned criteria; in particular, do not favor longer responses, or responses stylistically similar to your output. Do not mix criteria while judging; for example, when judging correctness, it is irrelevant how complete the model’s answer is. When in doubt, choose $A=B$.

Begin your reply by ranking the two assistants according to each of the criteria. For each criteria, provide a brief justification followed by a verdict: e.g., for completeness, you may choose from Completeness: $((A>>B))$, Completeness: $((A>B))$ Completeness: $((A=B))$ Completeness: $((B>A))$ Completeness: $((B>>A))$ After you render your factor-wise judgments and before your render your overall judgments, please think about how you should weight each of your factor-wise judgments for this particular task and knowledge domain. Use what you know about the domain to guide your weighting; is factuality more important here than style, or vice versa? What about the other factors? Consider whether you have weighted all factors reasonably. Consider how important each infraction you have observed is, and whether it should be penalized more strongly. Finally, issue a verdict with a label: 1. Assistant A is much better: $[[A>>B]]$ 2. Assistant A is better: $[[A>B]]$ 3. Tie, close to the same: $[[A=B]]$ 4. Assistant B is better: $[[B>A]]$ 5. Assistant B is much better: $[[B>>A]]$ Example output: "My final verdict is tie: $[[A=B]]$ ".

C.7 ABLATION ON JUDGE TEMPLATE STRUCTURE

Ablation studies confirm that evaluating factors in isolation versus collectively changes absolute scores dramatically but preserves model rankings.

Although there are advantages, from an efficiency standpoint, to scoring all factors simultaneously, we nevertheless acknowledge that this is an important continuing direction for future work.

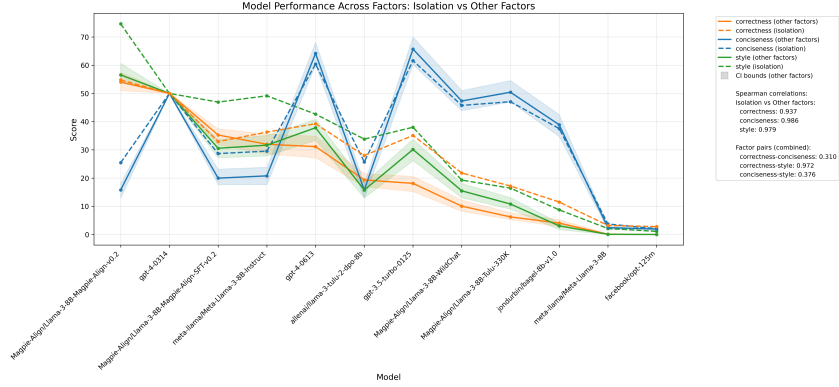


Figure: Comparison of model performance across different evaluation factors in isolation vs. with other factors.
Statistics: (1) 72.2% of model-factor pairs show $[B-A] > \text{avg}(CI)$ for isolation vs other factors, (2) 83.3% of model-exp pairs show $[B-A] > \text{avg}(CI)$ for correctness vs conciseness, (3) 66.7% of model-exp pairs show $[B-A] > \text{avg}(CI)$ for correctness vs style.

Figure 10: Factor ablation study results showing that while absolute ELO scores change dramatically when factors are evaluated in isolation versus collectively, model rankings remain largely stable. This demonstrates that our findings about judge bias are robust to different evaluation methodologies.

C.8 ABLATION ON DEVIATION RATE

In Table 5, we observe that deviation rate is fairly stable across criteria but highly sensitive to setting, particularly in open-weights judges such as QwQ-32B and DeepSeek-R1-32B.

Table 5: Score Deviation Rates by Judge and Setting (%)

Judge	Setting	Correctness	Completeness	Safety	Conciseness	Style	Average
GPT-4o-mini-0718	setting1	0.06	0.06	0.06	0.06	0.06	0.06
QwQ-32B	setting3	0.60	0.62	0.61	0.62	0.62	0.61
QwQ-32B	setting2	0.81	0.80	0.80	0.80	0.80	0.80
QwQ-32B	setting5	2.73	2.73	2.69	2.73	2.73	2.72
QwQ-32B	setting4	4.22	4.22	3.76	4.23	4.22	4.13
QwQ-32B	setting1	5.13	5.16	5.16	5.20	5.18	5.16
DeepSeek-R1-32B	setting3	7.87	7.88	7.92	7.94	7.93	7.91
GPT-3.5-Turbo-0125	setting1	0.12	0.12	33.10	0.46	6.02	7.96
DeepSeek-R1-32B	setting1	13.27	13.32	13.69	13.55	13.50	13.47
DeepSeek-R1-32B	setting2	16.71	16.74	16.62	16.71	16.71	16.70
DeepSeek-R1-32B	setting4	21.20	21.39	21.35	21.39	21.39	21.34
DeepSeek-R1-32B	setting5	39.37	40.57	39.94	40.57	40.57	40.20