

DISCOVERING ASSOCIATION RULES IN HIGH-DIMENSIONAL SMALL TABULAR DATA

A PREPRINT

✉ Erkan Karabulut^{*1}, ✉ Daniel Daza², ✉ Paul Groth¹, and ✉ Victoria Degeler¹

¹University of Amsterdam, The Netherlands

²Amsterdam University Medical Center, The Netherlands

ABSTRACT

Association Rule Mining (ARM) aims to discover patterns between features in datasets in the form of propositional rules, supporting both knowledge discovery and interpretable machine learning in high-stakes decision-making. However, in high-dimensional settings, rule explosion and computational overhead render popular algorithmic approaches impractical without effective search space reduction—challenges that propagate to downstream tasks. Neurosymbolic methods, such as Aerial+, have recently been proposed to address the rule explosion in ARM. While they tackle the high-dimensionality of the data, they also inherit limitations of neural networks, particularly reduced performance in low-data regimes.

This paper makes three key contributions to association rule discovery in high-dimensional tabular data. First, we empirically show that Aerial+ scales one to two orders of magnitude better than state-of-the-art algorithmic and neurosymbolic baselines across five real-world datasets. Second, we introduce the novel problem of ARM in high-dimensional, low data settings, such as gene expression data from the biomedicine domain with ~18K features and ~50 samples. Third, we propose two fine-tuning approaches to Aerial+ using tabular foundation models. Our proposed approaches are shown to significantly improve rule quality on five real-world datasets, demonstrating their effectiveness in low-data, high-dimensional scenarios.

1 Introduction

Association Rule Mining (ARM) is the task of discovering patterns among the features of a dataset in the form of logical implications [Agrawal et al., 1994], also known as if-then rules. ARM has been applied in a myriad of domains for knowledge discovery [Luna et al., 2019] as well as for high-stakes decision-making as part of interpretable machine learning models [Rudin, 2019, Angelino et al., 2018]. High-dimensional datasets, e.g., with thousands of columns, often lead to rule explosion and prolonged execution times [Moens et al., 2013]. Common solutions to rule explosion in ARM include constraining data features (i.e., ARM with item constraints [Srikant et al., 1997, Baralis et al., 2012, Yin et al., 2022]), mining top-k high-quality rules [Fournier-Viger et al., 2012, Nguyen et al., 2018], and closed itemset mining [Zaki and Hsiao, 2002]. However, these methods mainly focus on reducing the search space for knowledge discovery, rather than directly addressing the computational burden.

Neurosymbolic methods for ARM, such as Aerial+ [Karabulut et al.], have been recently proposed to address the rule explosion problem on tabular data. Despite its effectiveness in addressing the rule explosion problem in generic tabular data, Aerial+ has not yet been evaluated on high d -dimensional datasets for scalability. Moreover, neurosymbolic methods for ARM also inherit the limitations of neural networks, such as reduced performance in low-data (n) regimes [Liu et al., 2017].

As is the case for several data-driven methods, Aerial+ relies on statistical patterns present in the dataset. In small datasets, such patterns may be hard to extract, which in turn may lead to reduced predictive performance, and in the case of Aerial+, to rules that do not accurately capture the true underlying patterns. Recent works on models for tabular data have addressed this issue by introducing *foundation models* [Hollmann et al., 2025, Qu et al., 2025, Iida et al., 2021, Yin et al., 2020, Su et al., 2024], which are pre-trained on large datasets and transferred to small datasets without additional training, thereby providing strong inductive biases and generalizable representations that compensate for the limited data instances.

^{*}Corresponding author: e.karabulut@uva.nl

Table 1: Sample $d \gg n$ dataset and association rules. Gene expression datasets in tabular form often consist of 10K+ columns and a limited number of rows. This is a sample gene expression level data from [Gao et al., 2015], partially pre-processed by [Ruiz et al., 2023] and put in discrete form after applying z-score binning. Listed association rules are learned using Aerial+ [Karabulut et al.] with item constraints on low and high values.

Sample / Rule	Gene_1	Gene_2	Gene_3	...	Gene_18107	Gene_18107
Sample_1	normal	normal	normal	...	normal	normal
Sample_2	normal	normal	high	...	normal	high
Sample_3	normal	normal	normal	...	normal	low
			...			
Rule_1	Gene2 (high) \wedge Gene29 (high) \rightarrow Gene14 (low)					
Rule_2	Gene3 (high) \wedge Gene45 (high) \rightarrow Gene84 (high)					

In this paper, we make three key contributions to ARM research on categorical tabular data. First, we evaluate the scalability of both commonly used algorithmic ARM approaches as well as the recent Neurosymbolic methods on high d -dimensional datasets. Second, to the best of our knowledge, we introduce the problem of ARM on $d \gg n$ datasets for the first time, which are common in the biomedicine domain, such as gene expression datasets [Gao et al., 2015] (see Table 1), and evaluate the recent neurosymbolic methods on such datasets in terms of rule quality. Third, we propose two fine-tuning methods for neurosymbolic ARM methods that rely on tabular foundation models for addressing the low-data regime.

Our empirical results show that: i) Aerial+ scales one to two orders of magnitude faster on high-dimensional datasets compared to state-of-the-art ARM methods (Section 3), ii) neurosymbolic methods need longer training to find high-quality association rules on $d \gg n$ datasets (Section 4), iii) our two proposed fine-tuning methods allow Aerial+ to learn significantly higher quality rules in small datasets (Section 4). The results indicate that neurosymbolic methods, especially when supported with tabular foundation models, can enable scalable and high-quality knowledge discovery in high-dimensional tabular data with few instances (Section 5).

2 Related Work

This section presents a formal definition of ARM on categorical tabular data, the problem of high-dimensional data with few instances, neurosymbolic ARM methods, and tabular foundation models.

Association rule mining. Following the original definition of ARM in [Agrawal et al., 1994], let $I = \{i_1, i_2, \dots, i_m\}$ be a set of m items, and let $D = \{t_1, t_2, \dots, t_n\}$ be a set of n transactions where $\forall t \in D, t \subseteq I$ meaning each transaction t consists of a set of items in I . An association rule is of the form $X \rightarrow Y$, where $X, Y \subseteq I$, is a first-order Horn clause with at most one positive literal, $|Y| = 1$ and $|X| \geq 1$, in its Conjunctive Normal Form (CNF) ($\neg X \vee Y$), and $X \cap Y = \emptyset$. Note that $p \rightarrow q \wedge r$ can be rewritten as $p \rightarrow q$ and $p \rightarrow r$, (i.e., $p, q, r \in I$). X is often referred to as the *antecedent* while Y is the *consequent* side of the association rule. Example association rules are given in Table 1. A rule $X \rightarrow Y$ is said to have *support* percentage s if $s\%$ of $t \in D$ contain $X \cup Y$, while the *confidence* of a rule is defined as $\frac{\text{support}(X \rightarrow Y)}{\text{support}(X)}$. ARM has initially been defined as the problem of finding rules that have higher minimum support and confidence values than a given user-defined threshold. The state-of-the-art in ARM literature has a plethora of sub-problems and solutions which can be found in [Luna et al., 2019, Kaushik et al., 2023]. Categorical tabular data is often converted to a set of transactions via one-hot encoding, where each encoded value represents the presence (1) or absence (0) of a column-value pair, corresponding to items in I , and each row corresponds to a transaction in D .

ARM for high-dimensional small data. Having high-dimensional data with a limited number of samples is common in domains such as biomedicine, as in gene expression datasets [Gao et al., 2015] where there are 10K+ columns (different genes) and less than 100 rows (samples, e.g., patients). High-dimensionality of data has many solutions in the ARM literature, as it leads to rule explosion and, therefore, prolonged execution times. Existing methods include: i) mining rules for items of interest rather than all items, known as ARM with item constraints [Srikant et al., 1997, Baralis et al., 2012, Yin et al., 2022], ii) mining top-k high-quality rules based on a given rule quality criteria [Fournier-Viger et al., 2012, Nguyen et al., 2018] and, iii) reducing rule redundancy by identifying only frequent itemsets without frequent supersets of equal support, known as closed itemset mining [Zaki and Hsiao, 2002]. Aerial+ [Karabulut et al.] (and the earlier version Aerial [Karabulut et al., 2025a]), is a neurosymbolic method that is orthogonal to many of the existing solutions and leverages neural networks to learn a concise set of high-quality rules with full data coverage. Despite showing promising results on generic tabular datasets, it has not yet been evaluated on high-dimensional data.

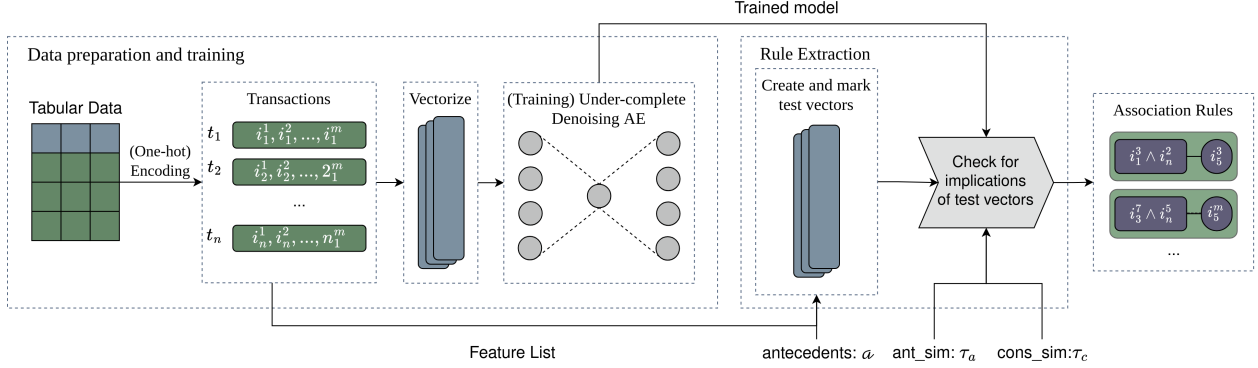


Figure 1: Aerial+ [Karabulut et al.] ARM pipeline consists of: i) converting given categorical tabular data into transactions by one-hot encoding, ii) vectorizing the one-hot encoded data, iii) training an under-complete denoising Autoencoder with a reconstruction loss and to output probability distributions per column, iv) and extracts association rules by exploiting the reconstruction ability of autoencoders, based given probabilistic antecedent and consequent similarity thresholds.

Furthermore, we argue that utilizing neural networks for ARM inherits neural networks-specific issues into ARM, most notably the reduced performance issue in low-data regimes [Liu et al., 2017]. To the best of our knowledge, the low-data scenarios in ARM have not yet been addressed, as employing neural networks for ARM is a new paradigm shift.

Neurosymbolic methods for ARM. Neural networks have been used to mine association rules directly from tabular data in the past few years. Patel and Yadav [2022] proposed the first approach that identifies frequent itemsets before constructing rules, but the work lacks an explicit algorithm or source code. Berteloot et al. [2024] introduced ARM-AE, an autoencoder-based [Bank et al., 2023] method to mine association rules directly. Aerial+ [Karabulut et al.] tackles the rule explosion problem in ARM by using an under-complete denoising autoencoder [Vincent et al., 2008] to learn a compact data representation, and by introducing a more scalable extraction method than ARM-AE (Figure 1). This results in a smaller set of high-quality rules with full coverage over the data. Both Aerial+ and ARM-AE are neurosymbolic methods, combining neural models with symbolic rule extraction (Figure 2). However, Aerial+ has not yet been evaluated on high-dimensional datasets, which we address in this work.

Tabular foundation models are large neural networks pre-trained on vast collections of tabular data to capture table semantics and support diverse downstream tasks [Ruan et al., 2024]. Among them, Tabular Prior-data Fitted Network (TabPFN) [Hollmann et al., 2025] is trained on millions of synthetic tables generated via structural causal models [Pearl, 2009], and supports classification and regression. Other recent tabular foundation models include CARTE [Kim et al., 2024], which leverages graph-based representations trained on real-world knowledge graphs [Hogan et al., 2021]; TabICL [Qu et al., 2025], which frames tabular learning as in-context learning; Tabbie [Iida et al., 2021], which uses masked token modeling for pretraining; and TableGPT [Su et al., 2024], which adopts large language models for table understanding. Crucially, TabPFN is the only continuously maintained model that explicitly exposes an interface to extract table embeddings, which we utilized to develop fine-tuning strategies for Aerial+’s autoencoder architecture to learn higher-quality association rules in tables with a low number of rows ².

²We rely on the implementation available at <https://github.com/PriorLabs/TabPFN>.

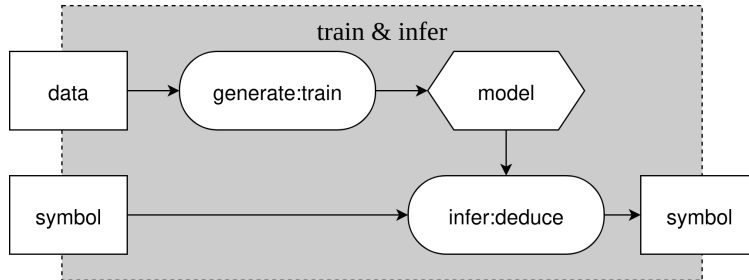


Figure 2: Boxology [van Bekkum et al., 2021] diagram of neurosymbolic ARM approaches such as Aerial+: i) a neural *model* of *data* (i.e., tabular data) is learned, ii) an algorithm (symbolic) *infers* rules (symbols) from the model using hypotheses (symbols, as in test vectors of Aerial+).

Table 2: High-dimensional tabular gene expression datasets with few instances, used in all experiments [Yang et al., 2012, Iorio et al., 2016, Garnett et al., 2012, Gao et al., 2015].

Dataset	# Columns	# Rows
Chondrosarcoma	18006	6
SmallCellLungCarcinoma	18237	60
NonSmallCellLungCarcinoma	18108	86
BreastCarcinoma	18061	51
Melanoma	17902	55

3 ARM on high-dimensional datasets

Given the focus on low-dimensional datasets in prior work on ARM, we begin with an empirical evaluation of the scalability of the state-of-the-art algorithmic and neurosymbolic ARM methods on high-dimensional categorical tabular datasets with few instances. Specifically, we aim to answer: *how does the runtime cost of current ARM methods scale in the case of high-dimensional datasets?*

Open-source. All the source code and datasets used in all the experiments can be found in https://github.com/DiTEC-project/rule_learning_high_dimensional_small_tabular_data.

Hardware. All experiments are run on a 12th Gen Intel® Core™ i5-1240P × 16 CPU, with 16 GiB memory, and 512 GB disk space. No GPUs were used, and no parallel execution was conducted.

Datasets. We use 5 $d \gg n$ gene expression datasets from [Yang et al., 2012, Iorio et al., 2016, Garnett et al., 2012, Gao et al., 2015] (listed in Table 2), which are pre-processed according to the procedure described in [Mourragui et al., 2021] by [Ruiz et al., 2023]. The pre-processing consists of the trimmed mean of m-values normalization, log transformation (i.e., $\log(x + 1)$), and the expression values were made to have zero mean and unit standard deviation. Furthermore, to enable ARM on gene expression datasets, we applied z-score binning with one standard deviation as the cutoff to discretize values into high, low, and medium gene expression levels, as exemplified in Table 1.

Algorithms. We run the state-of-the-art neurosymbolic ARM method Aerial+ [Karabulut et al.], commonly used algorithmic methods, ECLAT [Zaki et al., 1997] and FP-Growth [Han et al., 2000], as well as ARM-AE [Berteloot et al., 2024] on all the datasets given in Table 2. FP-Growth remains one of the most widely used ARM algorithms due to its efficiency and adaptability. Numerous variations to FP-Growth have been proposed to mitigate rule explosion and improve scalability, including Guided FP-Growth [Shabtay et al., 2021] for item-constrained mining, parallel FP-Growth [Li et al., 2008], and GPU-accelerated versions [Jiang and Meng, 2017] for faster execution. Note that Aerial+ also supports item constraints, parallel, and GPU executions. However, we only compare the basic version of each algorithm.

Experimental setup and hyperparameters. To ensure a fair comparison, we set the hyperparameters of each method (shown in Table 3) as follows: i) number of antecedents is set to 2 for all methods, ii) Aerial+’s antecedent similarity threshold (τ_a) and ARM-AE’s likeness (L) are set to 0.5, iii) Aerial+’s consequent similarity threshold (τ_c) and minimum confidence of the algorithmic methods are set to 0.8, iv) minimum support threshold of the algorithmic methods are set to half the average support of the rules learned by Aerial+, to ensure comparable average support values, v) ARM-AE’s number of rules per consequent (N) is set to Aerial+’s rule count divided by the number of columns to ensure comparable rule counts, vi) and both Aerial+ and ARM-AE were trained for 10 epochs with a batch size of 2. Aerial+ is implemented using the pyAerial³ [Karabulut et al., 2025b] library, FP-Growth is implemented using

³<https://github.com/DiTEC-project/pyaerial>

Table 3: Evaluated ARM algorithms and hyperparameters for fair comparison on tabular data (R = Aerial+ rules, C = Columns).

Algorithm	Type	Parameters
Aerial+	Neurosymbolic	$a = 2, \tau_a = 0.5, \tau_c = 0.8$
ARM-AE	Neurosymbolic	$M=2, N= R / C , L=0.5$
FP-Growth	Algorithmic	antecedents = 2, min_conf=0.8, min_support= $0.5 * \mathbb{E}[\text{support}(R)]$
ECLAT	Algorithmic	

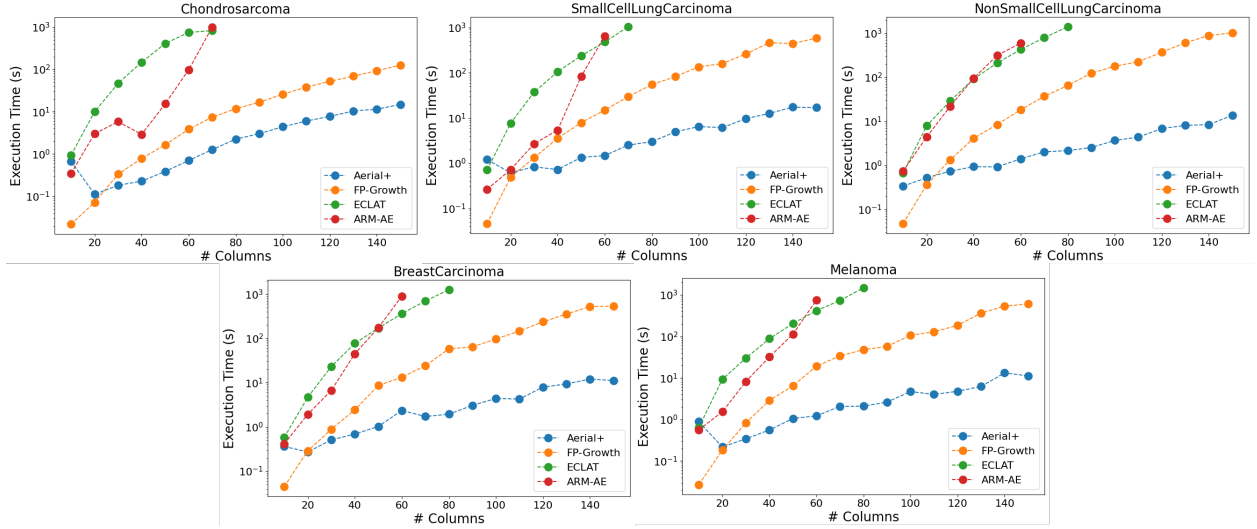


Figure 3: Scalability on high-dimensional tabular data. Execution times of algorithmic and neurosymbolic (including training and rule extraction time) ARM approaches in seconds on a logarithmic scale, as the number of columns increases gradually. Aerial+ has one to two orders of magnitude better scalability on high-dimensional datasets compared to other methods. Lower performance of Aerial+ with a smaller number of columns is due to the training procedure, which implies that algorithmic methods are faster on lower-dimensional (columns) tables.

MLxtend [Raschka, 2018], ECLAT is implemented using pyECLAT ⁴, and ARM-AE is implemented using its original repository ⁵. The **goal** of this experimental setup is to test the scalability of the algorithms, and not to perform a rule quality comparison, which has already been done in earlier work [Karabulut et al.].

Results. Figure 3 shows the execution time of each method, in seconds on a logarithmic scale, on 5 datasets as the number of columns increases. Execution times include both training and the rule extraction times for the neurosymbolic methods. The results show that Aerial+ has one to two orders of magnitude faster execution times than the other methods. The gap in execution time increases as the number of columns increases. We also see that the algorithmic method FP-Growth runs faster when the number of columns is smaller than 30. This shows that Aerial+’s training is only compensated if the tables have more than 30 columns. Note that Aerial+ has linear time complexity during training and polynomial time over the number of columns (after one-hot encoding) during the extraction.

4 Neurosymbolic ARM in low-data regime

Experiments in Section 3 showed that the fastest algorithmic solution, FP-Growth, takes $\sim 10^3$ seconds on tables with only 150 columns and 2 antecedents, while a neurosymbolic method, Aerial+, runs one to two orders of magnitude faster. This empirically validates the scalability of neurosymbolic approaches to ARM. However, we argue that Aerial+ also inherits the known issues in neural networks, particularly the decline in performance in a low-data regime [Liu et al., 2017]. Concretely, Aerial+ relies on training a deep autoencoder on the tabular data with a reconstruction objective. Following results from statistical learning theory [Vapnik, 1998] and empirical observations in neural networks [Zhang et al., 2016], this implies that Aerial+’s performance is bounded by the number of training samples, and with small data it may yield rules that do not accurately capture ground-truth associations.

An effective approach for addressing data scarcity is *transfer learning* [Weiss et al., 2016], which requires training a neural network, or vector representations (i.e. *embeddings*) on a large dataset, that then can be transferred to a downstream task on a small dataset. This provides a starting point that can improve performance in comparison to learning from scratch on a small dataset.

In this work, we propose two fine-tuning strategies to Aerial+ using TabPFN [Hollmann et al., 2025], a foundation model for tabular data that has been pre-trained over millions of tables, which we use to generate embeddings for the small datasets in our experiments.

⁴<https://github.com/jeffrichardchemistry/pyECLAT>

⁵<https://github.com/TheophileBERTELOOT/ARM-AE/tree/master>

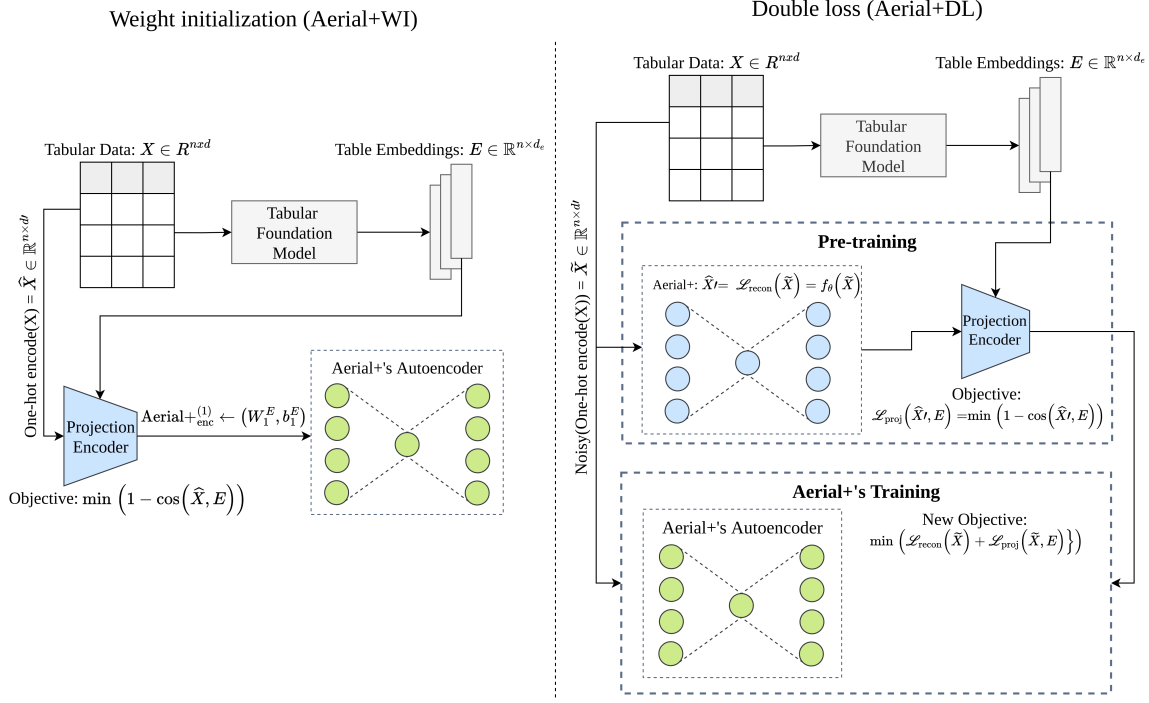


Figure 4: Weight initialization (Aerial+WI, Left): tabular data is embedded using a foundation model, then a projection encoder is trained to align these embeddings with pre-processed Aerial+ input. The learned projection encoder is used to initialize the first-layer weights and biases of Aerial+'s encoder, providing a semantically meaningful starting point for fine-tuning. **Double loss (Aerial+DL, Right):** tabular embeddings are aligned with reconstructed Aerial+ outputs using a projection encoder, and this alignment objective is incorporated into the Aerial+ autoencoder reconstruction loss. This double loss encourages the autoencoder to produce reconstructions semantically consistent with the original table embeddings, supporting accurate fine-tuning.

4.1 Fine Tuning with Pre-trained Weight Initialization

Figure 4 (left) illustrates the fine-tuning strategy introduced in this section (Aerial+WI). On a high level, table embeddings from a tabular foundation model are utilized to initialize the weights of Aerial+'s under-complete denoising autoencoder, providing a semantically meaningful starting point for learning compact data representations.

Let $X \in \mathbb{R}^{n \times d}$ denote the tabular dataset and $y \in \mathbb{R}^n$ the corresponding labels. We first compute fixed-length embeddings for each row in X using a pretrained TabPFNClassifier. These embeddings, denoted as $E \in \mathbb{R}^{n \times d_e}$, where d_e is the embedding dimension, are generated via a 10-fold TabPFN-based meta-learning scheme:

$$E = f_{\text{TabPFNClassifier}}(X, y)$$

We then one-hot encode X into $\hat{X} \in \mathbb{R}^{n \times d'}$ following the original Aerial+ pipeline, where d' is the total number of binary features after encoding categorical attributes. A two-layer projection encoder $g_{\theta} : \mathbb{R}^{d'} \rightarrow \mathbb{R}^{d_e}$ is trained to map \hat{X} to the TabPFN embedding space. The encoder architecture is as follows:

$$g_{\theta}(\hat{x}) = W_2 \cdot \text{Dropout}(\sigma(\text{LayerNorm}(W_1 \hat{x} + b_1))) + b_2$$

where $W_1 \in \mathbb{R}^{h \times d'}$, $W_2 \in \mathbb{R}^{d_e \times h}$, h is the hidden dimension, σ is the LeakyReLU activation with a negative slope of 0.01, and LayerNorm and Dropout ($p = 0.1$) are applied for regularization.

The projection encoder is trained using a cosine loss function to align $g_{\theta}(\hat{X})$ with E :

$$\mathcal{L}(\theta) = 1 - \frac{1}{n} \sum_{i=1}^n \cos(g_{\theta}(\hat{x}_i), E_i)$$

Training is performed using Adam optimizer [Kingma and Ba, 2014] for 25 epochs with early stopping if the validation loss plateaus (with early stopping patience of 20 and a minimum improvement threshold of 10^{-4}). After training, the

weight matrix W_1 and bias b_1 from the first layer of g_θ are used to initialize the corresponding parameters in the first layer of Aerial+’s encoder:

$$\text{Aerial+}_{\text{enc}}^{(1)} \leftarrow (W_1, b_1)$$

This initialization provides a strong inductive prior for Aerial+, guiding its encoder to start from a semantically meaningful representation space derived from TabPFN’s meta-learned embeddings.

Note that the gene expression datasets contain no predefined class labels. Therefore, a random column is selected as the target variable to enable TabPFN embedding generation.

4.2 Projection-Guided Fine Tuning via Double Loss

Figure 4 (right) visualizes the fine-tuning strategy described in this section (Aerial+DL). Conceptually, this strategy uses a projection encoder to align Aerial+ reconstructions with table embeddings from a tabular foundation model, jointly optimizing reconstruction and alignment losses for semantic consistency.

Building on the projection encoder g_θ described in Section 4.1, this second fine-tuning strategy aligns the Aerial+’s autoencoder reconstructions with TabPFN embeddings using a double loss function.

Unlike the first strategy, where g_θ was trained directly on raw one-hot inputs, here we first pass a corrupted version of the one-hot input \hat{X} through Aerial+’s initial autoencoder f_θ and train g_θ on its outputs. Specifically, we generate noisy inputs (following the same strategy as Aerial+):

$$\tilde{X} = \text{clip}(\hat{X} + \epsilon), \quad \epsilon \sim \mathcal{N}(0, \sigma^2)$$

where $\sigma = 0.5$ and values are clipped to $[0, 1]$. We then compute reconstructions $\hat{X}' = f_\theta(\tilde{X})$. The projection encoder is trained to map these reconstructions to their corresponding TabPFN embeddings $E \in \mathbb{R}^{n \times d_e}$:

$$g_\theta(\hat{x}'_i) \approx E_i$$

by minimizing the cosine distance loss:

$$\mathcal{L}_{\text{proj}}(\theta) = 1 - \frac{1}{n} \sum_{i=1}^n \cos(g_\theta(\hat{x}'_i), E_i)$$

After this pretraining phase, g_θ is frozen, and Aerial+’s autoencoder is fine-tuned using a *double loss* objective:

$$\mathcal{L}(\theta) = \mathcal{L}_{\text{recon}}(f_\theta(\tilde{x}), \hat{x}) + \mathcal{L}_{\text{proj}}(g_\theta(f_\theta(\tilde{x})), E)$$

where $\mathcal{L}_{\text{recon}}$ is a binary cross-entropy loss applied to per one-hot encoded column value as in Aerial+, generating probability distributions per column. The double loss strategy encourages Aerial+’s autoencoder to not only reconstruct the original data, but also to produce representations that are semantically consistent with TabPFN’s meta-learned embedding space.

4.3 Experimental Results

Setup and hyperparameters. We run Aerial+ and the two fine-tuned versions, with pre-trained weight initialization (Aerial+WI) and double loss (Aerial+DL), on 5 $d \gg n$ datasets with 100 columns and compare their rule quality. The default Aerial+ uses Xavier [Glorot and Bengio, 2010] weight initialization as in the original work. All the approaches are run with 2 antecedents, for 25 epochs with a batch size of 2. Aerial+’s autoencoder for both the default and the fine-tuned versions consists of 2 layers per encoder and decoder, with the dimensions $\hat{X} \rightarrow 50 \rightarrow 10$, and the mirrored version for the decoder. We run each method **50 times** and present the average rule quality results for robustness.

Evaluation criteria. The standard rule quality metrics from the ARM literature are used as the evaluation criteria [Luna et al., 2019, Kaushik et al., 2023]. Let D be a set of transactions as introduced in Section 2, and $R = \{r_1, r_2, \dots, r_t\}$ be the rule set learned by each approach where $\forall r_i \in R, r_i = (X_i \rightarrow Y_i)$:

- **Number of rules.** Total number of rules learned: $|R|$
- **Average rule coverage.** Average number of transactions where the rule antecedent appears: $\text{AvgCov} = \frac{1}{|R|} \sum_{i=1}^{|R|} |\{t \in D \mid X_i \subseteq t\}|$

Table 4: Rule quality of Aerial+ in low-data regime. Fine-tuning Aerial+ with the weight initialization (Aerial+WI) and double loss (Aerial+DL) methods based on TabPFN embeddings consistently outperformed the default version in rule confidence and association strength (Zhang’s). Fine-tuning produced fewer rules with lower data coverage on 3 of 5 datasets, as expected due to the elimination of relatively obvious (low-association-strength) rules. Execution time increased by only a few seconds, which is negligible in a low-data regime.

Approach	# Rules	~Rule Coverage	~Support	~Confidence	Data Coverage	~Zhang’s Metric	Exec. Time (s)
Chondrosarcoma							
Aerial+	200	0.23	0.21	0.921	0.533	0.784	2.25
Aerial+WI	75	0.217	0.206	0.945	0.524	0.813	5.80
Aerial+DL	75	0.235	0.219	0.947	0.536	0.828	5.36
SmallCellLungCarcinoma							
Aerial+	1576	0.068	0.041	0.579	0.835	0.476	10.58
Aerial+WI	664	0.076	0.052	0.633	0.715	0.577	13.48
Aerial+DL	1338	0.070	0.044	0.597	0.816	0.513	18.23
NonSmallCellLungCarcinoma							
Aerial+	1620	0.059	0.035	0.584	0.823	0.554	18.03
Aerial+WI	978	0.078	0.057	0.663	0.698	0.639	28.67
Aerial+DL	1453	0.053	0.028	0.547	0.849	0.501	24.27
BreastCarcinoma							
Aerial+	1017	0.072	0.046	0.641	0.816	0.575	9.64
Aerial+WI	590	0.077	0.052	0.686	0.686	0.644	12.09
Aerial+DL	535	0.078	0.050	0.652	0.761	0.590	15.31
Melanoma							
Aerial+	1220	0.067	0.035	0.545	0.888	0.440	13.09
Aerial+WI	773	0.070	0.038	0.575	0.772	0.496	13.19
Aerial+DL	859	0.071	0.038	0.566	0.860	0.461	16.49

- **Average support.** Average fraction of transactions containing both antecedent and consequent:

$$\text{AvgSupp} = \frac{1}{|R|} \sum_{i=1}^{|R|} \frac{|\{t \in D \mid X_i \cup Y_i \subseteq t\}|}{|D|}$$

- **Average confidence.** Average conditional probability that the consequent appears given the antecedent:

$$\text{AvgConf} = \frac{1}{|R|} \sum_{i=1}^{|R|} \frac{|\{t \in D \mid X_i \cup Y_i \subseteq t\}|}{|\{t \in D \mid X_i \subseteq t\}|}$$

- **Total data coverage.** Fraction of transactions covered by at least one rule antecedent:

$$\text{TotalCov} = \frac{\left| \bigcup_{i=1}^{|R|} \{t \in D \mid X_i \subseteq t\} \right|}{|D|}$$

- **Average Zhang’s metric [Yan et al., 2009].** Average statistical dependence between antecedent and consequent beyond chance:

$$\text{AvgZhang} = \frac{1}{|R|} \sum_{i=1}^{|R|} \text{Zhang}(X_i \Rightarrow Y_i)$$

where:

$$\text{Zhang}(X_i \rightarrow Y_i) = \frac{\text{conf}(X_i \rightarrow Y_i) - \text{conf}(X'_i \rightarrow Y_i)}{\max(\text{conf}(X_i \rightarrow Y_i), \text{conf}(X'_i \rightarrow Y_i))}$$

with conf being the confidence score of a rule and X'_i referring to the absence of X_i in D .

- **Execution time.** Sum of model training time, fine-tuning (when applicable), and rule extraction time in seconds.

Results. Table 4 shows the rule quality evaluation results of Aerial+ and the two fine-tuned versions Aerial+WI and Aerial+DL on 5 datasets. The results show that Aerial+WI outperforms Aerial+ in terms of rule confidence and association strength (Zhang’s metric) on all 5 datasets. Aerial+DL’s confidence and association strength also exceed Aerial+’s on 4 out of 5 datasets, except the NonSmallCellLungCarcinoma dataset. Both fine-tuning methods resulted in a smaller number of rules on all datasets and with a smaller data coverage on 3 out of the 5. This is expected as the fine-tuned versions capture rules with higher association strength on average, meaning the less obvious rules are eliminated during the rule extraction process, and therefore, the final data coverage was lower. The fine-tuned methods have higher support values on 4 out of 5 datasets. However, we do not take the high support values as a positive sign, as it depends on the application. For instance, high support rules are good at explaining trends in the data, while low support rules can be better at explaining anomalies. Lastly, fine-tuning resulted in only a few seconds of increment in the execution time, which is negligible in the low-data regime. Note that the costliest operation in Aerial+ is the rule extraction process and not the training (or pre-training), which is not significantly affected by the fine-tuning methods.

5 Discussion

The section discusses the experimental results, the role of neurosymbolic and tabular foundation models in ARM.

Neurosymbolic methods scale better on high-dimensional data. Experiments in Section 3 show that Aerial+, a neurosymbolic method to ARM, has execution speed of one to two orders of magnitude faster than the algorithmic ARM approaches. We argue this is because Aerial+ leverages neural networks’ ability to handle high-dimensional data, it has linear complexity over the number of rows in training, and polynomial time complexity over the number (one-hot encoded) columns during the rule extraction stage. Algorithmic methods, on the other hand, rely on counting the co-occurrences of itemsets in the data, which is a costlier operation.

Aerial+ inherits neural networks-specific issues into ARM. The scalability of Aerial+ on high-dimensional data comes at a cost, most notably the reduced performance in the low-data regime for ARM. The original paper of Aerial+ trains only for 2 epochs on generic tabular datasets and was able to obtain high-quality rules. In the low-data regime, however, we were able to get high-quality rules consistently in each execution only after training for 25 epochs. This shows that while the neurosymbolic methods can help in scalability, they also introduce a new research problem into the ARM literature, namely, rule mining in the low-data regime.

Fine-tuning Aerial+ for better knowledge discovery. Experiments in Section 4 showed that our two proposed fine-tuning methods using the tabular foundation model TabPFN resulted in significantly higher-quality rules in comparison to the default version of Aerial+ on 5 real-world high-dimensional tabular datasets with few instances. Many of the other tabular foundation models that we investigated, including Tabbie, CARTE, TableGPT, and TabICL, do not provide an interface to obtain table embeddings. Therefore, we were not able to use them in our experiments. Since TabPFN is trained to perform classification and regression tasks over tabular data, we expect that models explicitly trained to learn column embeddings and associations could potentially result in better rule quality.

Neurosymbolic methods start a paradigm shift in ARM. We show that the Neurosymbolic ARM methods can be supported by prior-data fitted networks, as in TabPFN, to learn higher-quality rules. This raises the research question of **what other types of prior data or background knowledge can be utilized as part of ARM?** We invite researchers to further investigate neurosymbolic methods for ARM, as the neurosymbolic integration brings an immense potential for both knowledge discovery and fully interpretable inference across a plethora of domains.

Further validation of our approach and limitations. The algorithmic methods strictly depend on the distribution of data when mining rules in terms of execution time, as *denser* datasets, where many frequent itemsets of high support are present, will eventually prolong the execution time. Aerial+, however, applies the exact same polynomial-time rule extraction process regardless of the density of the data, and therefore depends less on the dataset attributes. However, we will still test our fine-tuning approaches on more datasets from diverse domains to further validate our approach in future work. Furthermore, we will evaluate our approach on generic tabular data with higher numbers of instances, i.e., $n \gg d$, to see whether it leads to early convergence or higher quality rules. Our proposed fine-tuning strategies are currently limited to the only available tabular foundation model with an explicit table embedding interface, TabPFN. Since TabPFN is specifically trained for classification and regression, this limitation may restrict performance improvements, and a future foundation model trained to capture column associations explicitly could significantly improve rule discovery.

6 Conclusions

This paper highlights the potential of neurosymbolic methods in the domain of association rule mining (ARM), especially under high-dimensional and low-sample ($d \gg n$) settings common in domains such as biomedicine. We

have empirically shown that Aerial+, a neurosymbolic approach, offers substantial scalability improvements compared to the state-of-the-art neurosymbolic and algorithmic ARM techniques, scaling one to two orders of magnitude faster. However, neurosymbolic ARM also inherits the known issues of neural networks into ARM literature, specifically the reduced performance in low-data regimes, which we addressed through two targeted fine-tuning strategies.

Our fine-tuning methods use table embeddings from TabPFN, a tabular foundation model, to i) initialize the weights of Aerial+ (Aerial+WI), ii) and to better semantically align Aerial+ autoencoder training with a given tabular data (Aerial+DL). The results show that both Aerial+WI and Aerial+DL methods significantly improved rule quality in low-data settings. This demonstrates the promising role of pretrained tabular models in enhancing knowledge discovery over tabular datasets, besides classification and regression tasks that are commonly tackled in the tabular data domain.

Looking forward, we see this as the beginning of a broader paradigm shift in ARM, where background knowledge and pretrained models can be explicitly leveraged to guide rule extraction. We invite the community to explore what other forms of prior knowledge, architectures, or foundation models can be integrated into neurosymbolic ARM. Future work will also validate our methods across a wider range of datasets and evaluate their effectiveness in high-instance scenarios ($n \gg d$), with the aim of achieving both scalability and high interpretability in real-world data mining applications.

Acknowledgements

This work has received support from the Dutch Research Council (NWO), in the scope of the Digital Twin for Evolutionary Changes in water networks (DiTEC) project, file number 19454.

References

- Rakesh Agrawal, Ramakrishnan Srikant, et al. Fast algorithms for mining association rules. In *Proceedings of the 20th International Conference on Very Large Data Bases, VLDB*, volume 1215, pages 487–499, 1994.
- José María Luna, Philippe Fournier-Viger, and Sebastián Ventura. Frequent itemset mining: A 25 years review. *WIREs Data Mining and Knowledge Discovery*, 9(6):e1329, 2019. doi:<https://doi.org/10.1002/widm.1329>. URL <https://wires.onlinelibrary.wiley.com/doi/abs/10.1002/widm.1329>.
- Cynthia Rudin. Stop explaining black box machine learning models for high stakes decisions and use interpretable models instead. *Nature machine intelligence*, 1(5):206–215, 2019.
- Elaine Angelino, Nicholas Larus-Stone, Daniel Alabi, Margo Seltzer, and Cynthia Rudin. Learning certifiably optimal rule lists for categorical data. *Journal of Machine Learning Research*, 18(234):1–78, 2018.
- Sandy Moens, Emin Aksehirli, and Bart Goethals. Frequent itemset mining for big data. In *2013 IEEE international conference on big data*, pages 111–118. IEEE, 2013.
- Ramakrishnan Srikant, Quoc Vu, and Rakesh Agrawal. Mining association rules with item constraints. In *Kdd*, volume 97, pages 67–73, 1997.
- Elena Baralis, Luca Cagliero, Tania Cerquitelli, and Paolo Garza. Generalized association rule mining with constraints. *Information Sciences*, 194:68–84, 2012.
- Zhaowen Yin, Wensheng Gan, Gengsen Huang, Yongdong Wu, and Philippe Fournier-Viger. Constraint-based sequential rule mining. In *2022 IEEE 9th International Conference on Data Science and Advanced Analytics (DSAA)*, pages 1–10. IEEE, 2022.
- Philippe Fournier-Viger, Cheng-Wei Wu, and Vincent S Tseng. Mining top-k association rules. In *Advances in Artificial Intelligence: 25th Canadian Conference on Artificial Intelligence, Canadian AI 2012, Toronto, ON, Canada, May 28-30, 2012. Proceedings 25*, pages 61–73. Springer, 2012.
- Linh TT Nguyen, Bay Vo, Loan TT Nguyen, Philippe Fournier-Viger, and Ali Selamat. Etarm: an efficient top-k association rule mining algorithm. *Applied Intelligence*, 48:1148–1160, 2018.
- Mohammed J Zaki and Ching-Jui Hsiao. Charm: An efficient algorithm for closed itemset mining. In *Proceedings of the 2002 SIAM international conference on data mining*, pages 457–473. SIAM, 2002.
- Erkan Karabulut, Paul Groth, and Victoria Degeler. Neurosymbolic association rule mining from tabular data. In *Proceedings of the 19th Conference on Neurosymbolic Learning and Reasoning (NeSy 2025)*, Accepted/In Press. Preprint available at <https://arxiv.org/abs/2504.19354>.

- Bo Liu, Ying Wei, Yu Zhang, and Qiang Yang. Deep neural networks for high dimension, low sample size data. In *IJCAI*, volume 2017, pages 2287–2293, 2017.
- Hui Gao, Joshua M Korn, Stéphane Ferretti, John E Monahan, Youzhen Wang, Mallika Singh, Chao Zhang, Christian Schnell, Guizhi Yang, Yun Zhang, et al. High-throughput screening using patient-derived tumor xenografts to predict clinical trial drug response. *Nature medicine*, 21(11):1318–1325, 2015.
- Camilo Ruiz, Hongyu Ren, Kexin Huang, and Jure Leskovec. High dimensional, tabular deep learning with an auxiliary knowledge graph. *Advances in Neural Information Processing Systems*, 36:26348–26371, 2023.
- Noah Hollmann, Samuel Müller, Lennart Purucker, Arjun Krishnakumar, Max Körfer, Shi Bin Hoo, Robin Tibor Schirrmeyer, and Frank Hutter. Accurate predictions on small data with a tabular foundation model. *Nature*, 637(8045):319–326, 2025.
- Jingang Qu, David Holzmüller, Gaël Varoquaux, and Marine Le Morvan. Tabicl: A tabular foundation model for in-context learning on large data. *arXiv preprint arXiv:2502.05564*, 2025.
- Hiroshi Iida, Dung Thai, Varun Manjunatha, and Mohit Iyyer. Tabbie: Pretrained representations of tabular data. *arXiv preprint arXiv:2105.02584*, 2021.
- Pengcheng Yin, Graham Neubig, Wen-tau Yih, and Sebastian Riedel. Tabert: Pretraining for joint understanding of textual and tabular data. *arXiv preprint arXiv:2005.08314*, 2020.
- Aofeng Su, Aowen Wang, Chao Ye, Chen Zhou, Ga Zhang, Gang Chen, Guangcheng Zhu, Haobo Wang, Haokai Xu, Hao Chen, et al. Tablegpt2: A large multimodal model with tabular data integration. *arXiv preprint arXiv:2411.02059*, 2024.
- Minakshi Kaushik, Rahul Sharma, Iztok Fister Jr, and Dirk Draheim. Numerical association rule mining: a systematic literature review. *arXiv preprint arXiv:2307.00662*, 2023.
- E. Karabulut, P. T. Groth, and V. O. Degeler. Learning semantic association rules from internet of things data. *Neurosymbolic Artificial Intelligence*, 2025a. Accepted/In Press.
- Michael van Bekkum, Maaïke de Boer, Frank van Harmelen, André Meyer-Vitali, and Annette ten Teije. Modular design patterns for hybrid learning and reasoning systems: a taxonomy, patterns and use cases. *Applied Intelligence*, 51(9):6528–6546, 2021.
- Harvendra Kumar Patel and KP Yadav. An innovative approach for association rule mining in grocery dataset based on non-negative matrix factorization and autoencoder. *Journal of Algebraic Statistics*, 13(3):2898–2905, 2022.
- Théophile Berteloot, Richard Khoury, and Audrey Durand. Association rules mining with auto-encoders. In *International Conference on Intelligent Data Engineering and Automated Learning*, pages 51–62. Springer, 2024.
- Dor Bank, Noam Koenigstein, and Raja Giryes. Autoencoders. *Machine learning for data science handbook: data mining and knowledge discovery handbook*, pages 353–374, 2023.
- Pascal Vincent, Hugo Larochelle, Yoshua Bengio, and Pierre-Antoine Manzagol. Extracting and composing robust features with denoising autoencoders. In *Proceedings of the 25th international conference on Machine learning*, pages 1096–1103, 2008.
- Yucheng Ruan, Xiang Lan, Jingying Ma, Yizhi Dong, Kai He, and Mengling Feng. Language modeling on tabular data: A survey of foundations, techniques and evolution. *arXiv preprint arXiv:2408.10548*, 2024.
- Judea Pearl. *Causality*. Cambridge university press, 2009.
- Myung Jun Kim, Léo Grinsztajn, and Gaël Varoquaux. Carte: pretraining and transfer for tabular learning. *arXiv preprint arXiv:2402.16785*, 2024.
- Aidan Hogan, Eva Blomqvist, Michael Cochez, Claudia d’Amato, Gerard De Melo, Claudio Gutierrez, Sabrina Kirrane, José Emilio Labra Gayo, Roberto Navigli, Sebastian Neumaier, et al. Knowledge graphs. *ACM Computing Surveys (Csur)*, 54(4):1–37, 2021.
- Wanjuan Yang, Jorge Soares, Patricia Greninger, Elena J Edelman, Howard Lightfoot, Simon Forbes, Nidhi Bindal, Dave Beare, James A Smith, I Richard Thompson, et al. Genomics of drug sensitivity in cancer (gdsc): a resource for therapeutic biomarker discovery in cancer cells. *Nucleic acids research*, 41(D1):D955–D961, 2012.

- Francesco Iorio, Theo A Knijnenburg, Daniel J Vis, Graham R Bignell, Michael P Menden, Michael Schubert, Nanne Aben, Emanuel Gonçalves, Syd Barthorpe, Howard Lightfoot, et al. A landscape of pharmacogenomic interactions in cancer. *Cell*, 166(3):740–754, 2016.
- Mathew J Garnett, Elena J Edelman, Sonja J Heidorn, Chris D Greenman, Anahita Dastur, King Wai Lau, Patricia Greninger, I Richard Thompson, Xi Luo, Jorge Soares, et al. Systematic identification of genomic markers of drug sensitivity in cancer cells. *Nature*, 483(7391):570–575, 2012.
- Soufiane MC Mourragui, Marco Loog, Daniel J Vis, Kat Moore, Anna G Manjon, Mark A van de Wiel, Marcel JT Reinders, and Lodewyk FA Wessels. Predicting patient response with models trained on cell lines and patient-derived xenografts by nonlinear transfer learning. *Proceedings of the National Academy of Sciences*, 118(49):e2106682118, 2021.
- Mohammed Javeed Zaki, Srinivasan Parthasarathy, Mitsunori Ogihara, Wei Li, et al. New algorithms for fast discovery of association rules. In *KDD*, volume 97, pages 283–286, 1997.
- Jiawei Han, Jian Pei, and Yiwen Yin. Mining frequent patterns without candidate generation. *ACM sigmod record*, 29(2):1–12, 2000.
- Lior Shabtay, Philippe Fournier-Viger, Rami Yaari, and Itai Dattner. A guided fp-growth algorithm for mining multitude-targeted item-sets and class association rules in imbalanced data. *Information Sciences*, 553:353–375, 2021.
- Haoyuan Li, Yi Wang, Dong Zhang, Ming Zhang, and Edward Y Chang. Pfp: parallel fp-growth for query recommendation. In *Proceedings of the 2008 ACM conference on Recommender systems*, pages 107–114, 2008.
- Hao Jiang and He Meng. A parallel fp-growth algorithm based on gpu. In *2017 IEEE 14th International Conference on e-Business Engineering (ICEBE)*, pages 97–102. IEEE, 2017.
- Erkan Karabulut, Paul Groth, and Victoria Degeler. Pyaerial: Scalable association rule mining from tabular data. *SoftwareX*, 31:102341, 2025b. ISSN 2352-7110. doi:<https://doi.org/10.1016/j.softx.2025.102341>.
- Sebastian Raschka. Mlxtend: Providing machine learning and data science utilities and extensions to python’s scientific computing stack. *The Journal of Open Source Software*, 3(24), April 2018. doi:10.21105/joss.00638.
- Vladimir Vapnik. *Statistical learning theory*. Wiley, 1998. ISBN 978-0-471-03003-4.
- Chiyuan Zhang, Samy Bengio, Moritz Hardt, Benjamin Recht, and Oriol Vinyals. Understanding deep learning requires rethinking generalization. *CoRR*, abs/1611.03530, 2016. URL <http://arxiv.org/abs/1611.03530>.
- Karl R. Weiss, Taghi M. Khoshgoftaar, and Dingding Wang. A survey of transfer learning. *J. Big Data*, 3:9, 2016. doi:10.1186/S40537-016-0043-6. URL <https://doi.org/10.1186/s40537-016-0043-6>.
- Diederik P Kingma and Jimmy Ba. Adam: A method for stochastic optimization. *arXiv preprint arXiv:1412.6980*, 2014.
- Xavier Glorot and Yoshua Bengio. Understanding the difficulty of training deep feedforward neural networks. In *Proceedings of the thirteenth international conference on artificial intelligence and statistics*, pages 249–256. JMLR Workshop and Conference Proceedings, 2010.
- Xiaowei Yan, Chengqi Zhang, and Shichao Zhang. Confidence metrics for association rule mining. *Applied Artificial Intelligence*, 23(8):713–737, 2009.