

MEASURING AI “SLOP” IN TEXT

Chantal Shaib^{1*} Tuhin Chakrabarty² Diego Garcia-Olano³ Byron C. Wallace¹

¹Northeastern University, ²Stony Brook University, ³Meta AI

shaib.c@northeastern.edu

ABSTRACT

AI “slop” is an increasingly popular term used to describe low-quality AI-generated text, but there is currently no agreed upon definition of this term nor a means to measure its occurrence. In this work, we develop a taxonomy of “slop” through interviews with experts in NLP, writing, and philosophy, and propose a set of interpretable dimensions for its assessment in text. Through span-level annotation, we find that binary “slop” judgments are (somewhat) subjective, but such determinations nonetheless correlate with latent dimensions such as coherence and relevance. Our framework can be used to evaluate AI-generated text in both detection and binary preference tasks, potentially offering new insights into the linguistic and stylistic factors that contribute to quality judgments.

1 INTRODUCTION

“Slop” has emerged as a term describing generic, low-quality content that appears to have been generated by AI.¹ Recent news articles offer salient examples of such AI “slop”, ranging from non-factual claims (“... add nontoxic glue to make cheese stick to a pizza”, “geologists advise eating at least one rock a day”; Metz, 2024; Scott, 2024) to useless information (“fodder for websites whose only purpose appears to be optimising for [search engines]”; Mahdawi, 2025). Conversations on social media highlight indicators of “slop” in LLM responses, including overuse of certain terms, low information density, and structural quirks such as lists-as-responses.² Despite the sudden ubiquity of the term, there is no clear definition of, nor method, for *measuring* “slop” in text.

This gap matters: large-scale surveys, such as Microsoft’s Occupational Implications of Generative AI (Tomlinson et al., 2025) and Anthropic’s Economic Index (Handa et al., 2025) reveal AI is primarily used in writing and information gathering tasks. Defining and measuring “slop” may help characterize and ultimately improve LLM writing. Some individuals deeply familiar with AI generated content can reliably detect AI writing on the basis of structural and lexical quirks, even without training (Chakrabarty et al., 2024; Russell et al., 2025). Yet text can be perceived as “slop” even when not generated by AI, and not all AI-generated text reads as “slop”.

Our primary aim in this work is to characterize qualities of texts that contribute to them being categorized as “slop.” Such factors may explain instances where humans mistakenly characterize human-written text as AI-generated, and “slop” might provide an explainable metric that accounts for binary preferences between texts collected from human annotators. We apply principles from measurement theory to conceptualize and operationalize a definition of “slop” (Bandalos, 2018). We aim to provide language for articulating style and components of bothersome LLM-generated text, while also providing a framework for measuring such aspects.

Our main contributions are as follows: We first **introduce a working definition and taxonomy of “slop”** and map each dimension to automatic metrics where possible (§3). To validate this framework, we collect **span-level annotations from expert writers over 150 news articles and 100 question-answering passages** to provide a fine-grained analysis of slop indicators (§4). Although binary assessments of “slop” vary across individuals, we show that **our taxonomy helps explain**

*All experimentation and data processing done at NEU.

¹Slop was on the shortlist of Oxford Dictionary’s Word of the Year 2024, which claims a “332% increase” in usage: <https://corp.oup.com/word-of-the-year/#shortlist-2024>

²https://x.com/aidan_mclau/status/1884770586276381179

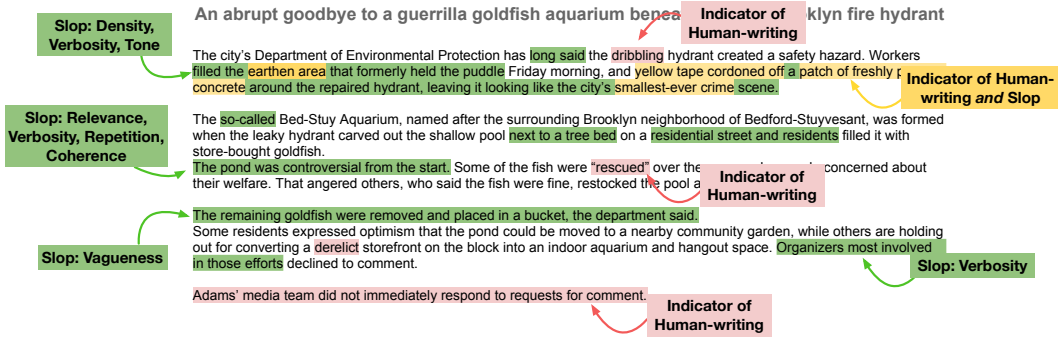


Figure 1: Sample of annotations over a *human-written* news article highlighting indicators of “slop” (red; from Russell et al. 2025), human-writing (green; ours), and both (yellow). “Slop” labels are notably different than indicators of human-written text.

which latent qualities (e.g., coherence, relevance, structural features) contribute most to these judgments (§5).

We also find that the strength of latent qualities vary based on domain, and that **our taxonomy provides a useful framework for assessing quality under different tasks** (§5). For axes that lack adequate automatic measurements (e.g., relevance, coherence, fluency), we find that **standard text metrics fail to capture annotator preferences**. Finally, we show that capable reasoning LLMs **also fail to reliably extract and identify “slop” in text** (§6). We provide the annotation guidelines and data at <https://github.com/cshaib/slop>.

2 RELATED WORK

AI-Text Detection. There is now a small body of work on discriminating between human- and AI-written texts, e.g., DetectGPT (Mitchell et al., 2023) and Binoculars (Hans et al., 2024) provide scores for the likelihood that they were AI generated, and report high discriminant performance (0.95 AUROC). Russell et al. (2025) provide an interpretable guide listing key indicators of AI-written text. While related, recognizing “slop” differs from AI-text detection *in general*, and can be applied to any text source (whether AI-written or not). In this work our taxonomy and annotations diverge from those used for AI-text detection in general.

Text Diversity. Prior work has sought to characterize aspects of texts related to how repetitive and *templated* they are. Salkar et al. (2022) investigated repeated n -grams in LLM outputs in the context of summarization. Shaib et al. (2024b) found that modern LLMs are prone to repeatedly generate favoured *syntactic templates*, i.e., sequences of Part-of-Speech (PoS) tags. Padmakumar & He (2023) and Tevet & Berant (2020) examined lexical and semantic diversity in generated texts, introducing metrics to quantify variation across outputs and emphasizing its importance to generation quality. These existing efforts have informed the way in which we are thinking about what characterizes writing style and AI “slop” and provides automatic measurements for key aspects of “slop.”

Text Quality Measurements. Text quality has typically been measured using simple surface-level metrics like BLEU (Papineni et al., 2002) and ROUGE (Lin, 2004), which can be effective when reference outputs are available (e.g., machine translation evaluation). More recent work has recognized that text quality is not monolithic but rather comprises multiple, sometimes competing dimensions that must be measured independently, and accordingly focused on multidimensional frameworks assessing properties of texts. Chakrabarty et al. (2025b) provide an editing taxonomy to correct (Chakrabarty et al., 2025a) recurring AI-writing flaws such as clichés and unnecessary exposition. Similarly, Bharadwaj et al. (2025) show that reward models over-weight 5 superficial writing cues including length, structure, jargon, sycophancy, and vagueness. Both works confirm that multiple factors contribute to text quality. Our work is complementary to measuring quality in general: We target stylistic patterns unique to LLM writing that are not covered by other taxonomies.

3 DEFINING LLM “SLOP”

The Oxford Dictionary defines “slop” as: “[...] *material produced using a large language model (LLM), which is often viewed as being **low-quality or inaccurate**. This type of low-quality, AI-generated material is becoming increasingly visible to people [...], who often view it as **unwanted or inferior**.*” “Slop” as a construct does not immediately permit measurement: It is difficult to quantify “low-quality” or “unwanted” text. We propose a composite measure over observable characteristics of text, where we elicit salient characteristics from a set of individuals with a range of relevant expertise. Human writing can also read as “slop”, but we adopt the above definition and focus on (seemingly) LLM-generated texts.³

We first solicited detailed definitions of “slop” from 19 individuals with a range of expertise across relevant disciplines including writing, journalism, linguistics, NLP, and philosophy (App. Table 3b). This group included PhD students, professors, and industry professionals from the listed disciplines. All but one respondent had 3 or more years experience in their field at the time of their response (App. Figure 3a). We asked individuals to describe their familiarity with the term “slop” in the context of AI-generated content, as well as a description of typical use (if any) of LLMs in their work. 11 experts (58%) had encountered the term “slop” as relates to AI-generated content. Most reported using LLMs more than 2 times a week ($n = 14$). The rest mostly used them sporadically ($n = 4$) with 1 expert never using them. We asked experts to provide a definition and list key characteristics of text that make it “slop.” We provide the full survey sent to experts in Appendix A.

Themes	Final Codes	Granular Codes	Count
Info. Utility	Density	IU1: Density	5
	Relevance	IU2: Relevance	9
Info. Quality	Factuality	IQ1: Factuality	7
	Bias	IQ2: Bias	2
Style Quality	Structure	SQ1: Repetition	7
		SQ2: Templatedness	2
	Coherence	SQ3: Coherence	6
	(Aspects of)	SQ4: Fluency	4
		SQ5: Verbosity	5
	Tone	SQ6: Word Complexity	1
		SQ7: Tone	3

Table 1: Themes and codes for slop, count of expert responses containing each.

Using qualitative content analysis and deductive coding techniques, we map expert definitions of “slop” to measurable concepts (Mayring, 2000). We begin by identifying key terms in survey responses and building a code list until saturation (i.e., until no new codes are created). We then map each response on to one of the following codes: Factuality, Information Density, Bias, Relevance, Repetition, Templatedness, Verbosity, Word Complexity, Tone, Coherence, Fluency, Diversity, Engagement, Vagueness, and Utility.

Assigned codes were separately reviewed by all authors, as were disagreements and redundant codes. The codebook was iteratively updated throughout this process. Redundant codes (e.g., Vagueness and Information Density) were collapsed. We further categorize codes with overarching categories or *themes*: **Information Utility**, **Information Quality**, and **Style Quality**. Table 1 describes the full code hierarchy within each theme, and the count of responses containing each code tag.

3.1 DATASETS

We select two datasets to annotate for “slop”, motivated by two practical observations: First, that LLM-written text is becoming commonplace in reporting news on the internet (Tomlinson et al., 2025; OpenAI, 2025). The second is motivated by the use-cases outlined by our experts in §3, where a majority ($n = 9$) reported using LLMs for question answering tasks (Appendix B).

News Article Generation. We evaluate “slop” over 150 news articles released by Russell et al. (2025), in which annotators are asked to label texts as being AI-written or not. Each unique article has a human-written source and a corresponding AI-written article, generated by either Claude (Anthropic, 2024), GPT-4o or o1-pro (Jaech et al., 2024). Additionally, each article includes a “humanized” article, where the above models are prompted to avoid obvious LLM-writing indicators.

³Interestingly, what is considered “slop” in human-written text can differ in characteristics, and may even serve as an intermediary in writing processes (cf. Appendix B)

Retrieval-Augmented QA. MS MARCO (Bajaj et al., 2016) is a large-scale machine-reading-comprehension benchmark comprising real Bing search queries. Each example contains an anonymized user query, a set of candidate web passages retrieved by the search engine, and a human-written answer. We randomly sample 100 queries and generate responses from Llama-4 Scout (AI, 2024), OLMo-2-13B Instruct (OLMo et al., 2025), Mistral-7B (Jiang et al., 2023), GPT-4o (OpenAI et al., 2024), and Gemma-2-27B (Team et al., 2024) (Generation details in Appendix C).

3.2 PILOT “SLOP” ANNOTATION

As an initial validation of the taxonomy, we hire 5 professional copy-editors from the Upwork platform⁴ to annotate “slop” spans in two datasets: News article generation (Russell et al., 2025); and Retrieval Augmented QA (MS MARCO; Bajaj et al., 2016).⁵ These datasets span different writing styles, expected passage lengths, and serve different purposes for the reader. We paid annotators at a rate of \$35-45 USD an hour. Each article took ~ 10 -15 minutes to annotate, with an average of 871 words per article. The MS MARCO dataset took ~ 4 -7 minutes to annotate, with an average of 55 words per passage. We provided annotators with a guide containing codes for indicators of “slop” from our expert definition survey (§3; Appendix Table 6). We asked annotators to read the text in full, and first answer whether they initially perceive the text as “slop.” We then had annotators label spans in the text (word-level) that instantiate any of the “slop” codes. Texts may have span annotations even if not initially deemed by the annotator to be “slop” overall. We provide the full set of questions given to annotators in Appendix Figure 5.⁶ In sum, each annotator annotated the same 10 articles and 10 passages in the pilot round.

Annotation comprising multi-label, multi-span labelling is a difficult task and requires collaborative stages of task training and alignment among annotators. After independently completing the pilot round, annotators met to review codes and annotation strategy. Here, the guide was discussed in detail: clarifications around labelling strategy (e.g., whether to select only the most salient codes versus coding every feature), and terminology (e.g., Fluency as a measure of *language naturalness* versus correct grammar) were adjudicated. Most disagreements came from labelling strategy and terminology, rather than disagreements over the text spans. Table 1 shows the final themes and codes after annotator discussion.

3.3 FINALIZED “SLOP” TAXONOMY

Here, we describe each theme and code after annotator adjudication (See Appendix F for a description with examples).

Information Utility assesses how effectively a text conveys meaningful and contextually appropriate information. It comprises two key indicators: (i) **Density**, or the amount of substantive content relative to the length of the text, measured through information-theoretic token entropy (Meister et al., 2021) and propositional idea density (Brown et al., 2008), and (ii) **Relevance**, the alignment of content with task or prompt, measured through expert human annotations due to complexities in automated assessments (Clarke & Dietz, 2024).

Information Quality describes the accuracy and subjectivity of the presented information. **Factuality** assesses inaccuracies, hallucinations, or fallacious claims within the text, which require human annotations due to the complexity of automated factual evaluations in the absence of reference texts (Ramprasad & Wallace, 2024; Laskar et al., 2023). **Bias** (Subjectivity) assesses the presence or absence of a necessary subjective or rhetorical perspective, measured by the proportion of subjective words through an established lexicon (Wiebe et al., 2004).

Style Quality addresses properties related to expression and readability. Repetition, identified by lexical repetition metrics (Shaib et al., 2024a) and Templatedness, measured via syntactic structures (Shaib et al., 2024b) are key features of text **Structure**. **Coherence** is evaluated mostly via expert annotations due to the absence of reliable automatic measurements (Li et al., 2024; Murugadoss et al., 2024). Aspects of **Tone** evaluate the appropriateness and character of language relative to

⁴<https://www.upwork.com/>

⁵Exempt Determination obtained from our institutional IRB. See Ethical Considerations for approval details.

⁶We built the labelling interface using a custom template in LabelStudio: <https://labelstud.io/>.

context, and include issues like excessive formality (Fanous et al., 2025; Yang et al., 2024). We include indicators such as Fluency (*naturalness* of language); Verbosity (passage and sentence length) (Zhang et al., 2024); and Word Complexity, i.e., use of unnecessarily complex vocabulary, measured by Gunning-Fog Index (Gunning, 1952) and Flesch-Kincaid Grade Level (Kincaid et al., 1975).

4 ANNOTATING FOR “SLOP” IN TEXT

Annotation. We select 3 annotators from our pilot study based on annotation quality and availability for the remainder of the datasets. Each annotator reviewed 71 articles (total of 213 articles annotated), and 41 passages (total of 123 passages). We assign a subset of the same 45 news articles and 10 QA passages to all annotators for agreement assessment.

Measuring “slop” is difficult: Text can be assigned multiple labels, where a subset represent latent text features (Relevance, Bias, Coherence, Fluency, Tone), compared to directly measurable labels such as Verbosity and Repetition. Marchal et al. (2022) show that the expected overlap between any two annotators in a multi-label setting drops sharply as the number of labels and proportion of double-coded items increases, even after chance-correction. This agreement drops further still when labeling latent text features (e.g., coherence) that rely on annotators’ mental models of these constructs. We follow prior work to select appropriate agreement measures for annotations.

Span Agreement. We use the span-level precision measure described in Chakrabarty et al. (2025b) to assess if annotators highlighted similar text. Span-level precision measures, for each annotator, the proportion of highlighted spans that overlap with another annotator’s spans. Here, we consider sets of words for precision calculations At the paragraph level for articles annotators have a pairwise span-level precision of 0.80 (A1–A2), 0.65 (A1–A3), and 0.68 (A2–A3), indicating moderate to high agreement on problematic spans of text, regardless of the assigned code.

Label Agreement. We compute both Cohen’s κ and Gwet’s AC_1 over the binary slop label, which indicates whether annotators agree on which documents are overall “slop.” Annotator responses had a Cohen’s κ of -0.15 (A1–A2), 0.29 (A1–A3), and 0.06 (A2–A3), indicating poor to fair agreement. Reporting κ is consistent with prior work in NLP, but we caution that these scores appear poor due to the low prevalence of the “slop” category. Annotators assigned a positive label of “slop” to an average of 34% of the articles. By contrast, Gwet’s AC_1 yields pairwise scores of 0.12 (A1–A2), 0.42 (A1–A3), and 0.28 (A2–A3), indicating fair to moderate agreement when correcting for prevalence. We ask annotators to assess “slop” labels *before* annotation, and posit that these overall assessments involve a degree of subjectivity. We do not necessarily expect strong agreement here.

Taxonomy Agreement. In the “slop” taxonomy labeling task, multiple codes can be assigned to a span, and multiple spans can exist in a document. We first aim to understand the convergence of the

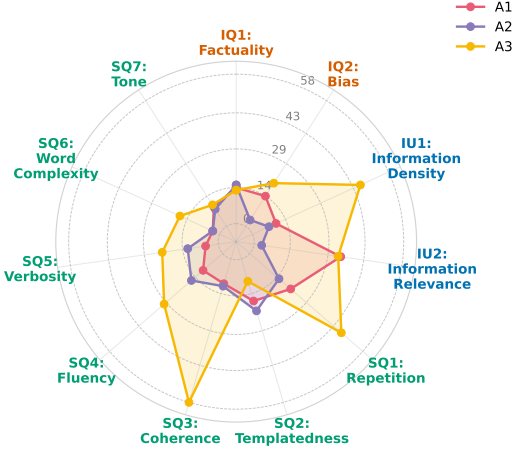


Table 2: Label counts and distributions for each annotator. Annotators used all codes, but there are individual differences in the code frequencies assigned in each theme.

Themes	Final Codes	α_{MASI}	κ	AC_1	Prev. (%)
Info. Utility	Density	0.34	0.16	0.45	59.1
	Relevance		0.14	0.22	68.2
Info. Quality	Factuality	0.45	0.23	0.76	29.5
	Bias		0.11	0.67	38.6
Style Quality	Structure	0.34	0.11	0.51	52.3
	Coherence		0.13	0.39	59.1
	Tone		-0.11	0.20	50

Table 3: Agreement and label prevalence for “slop” codes.

code sets assigned to each document. Following Marchal et al. (2022), we calculate Krippendorff’s α_{MASI} which measures set agreement chance-corrected for partial overlaps. Next we try to evaluate the individual reliability of each code. We report both Cohen’s κ (for pairwise), Fleiss κ (for three-way) and Gwet’s AC_1 , noting that the AC_1 scores will be a more reliable assessment in this setting as annotators have differing rates of label assignment, shown in Figure 2.

Table 3 (all) and Appendix Table 12 (pairwise) report agreements calculated across finalized codes and overall themes. After three calibration rounds of guided discussion, we report theme-level Krippendorff’s α_{MASI} of 0.34 (Info. Utility and Style Quality) and 0.45 (Info. Quality). These values fall within the “moderate-to-challenging” band ($\alpha \approx 0.10 - 0.50$) for high-entropy, construct-level annotation (Marchal et al., 2022), indicating that annotators consistently overlap on at least some taxonomy labels within each theme, but full label-set consensus is difficult to achieve. At the code level, Factuality ($AC_1 = 0.76$), Bias ($AC_1 = 0.67$), and Structure ($AC_1 = 0.51$) reach agreement above the 0.5 reliability threshold, indicating dependable annotation. In contrast, cognitively demanding constructs such as Coherence, Density, and Relevance fall closer to the “moderate-to-challenging” band, indicating that these labels can be used for research but with caution.

5 WHAT IS “SLOPPY” TEXT?

We now present results from all annotations collected across the news and QA datasets. Our analysis includes both a *combined* setting across all domains, as well as separate evaluations by domain (news vs. QA). For each setting, we report results aggregated across all annotators. (See Appendix F for individual plots). The combined analysis highlight common slop features shared across all data and annotators, while the disaggregated evaluations show variations that may arise from annotator subjectivity or domain-specific patterns.

Using all defined “slop” features, we fit a logistic regression model⁷ with these features as the independent variables and the binarized slop label as the (single) dependent variable. Features with adjusted $p < 0.05$ (after Bonferroni correction) are considered statistically significant predictors of whether annotators label texts as “slop.” Figure 2 shows that the individual axes influencing slop assessments vary slightly in the domain-specific regressions.

5.1 RESULTS

We first confirm that more annotated spans in documents correlates with assessments of slop across annotators: $\rho_{news} = 0.70, \rho_{ms.marco} = 0.51, \rho_{all} = 0.63$. Across the annotations, all seven codes are significant (positive) predictors of an item being labelled “slop,” empirically validating the taxonomy built in §3. The strongest predictors are text issues like **Relevance** ($\hat{\beta} = 0.06$), **Density** ($\hat{\beta} = 0.05$), and **Tone** ($\hat{\beta} = 0.05$). The combined analysis of “slop” codes shows that broadly the quality deficit in the text is significant across all style, information quality, and utility themes (Fig. 2a). Text lacking relevance and information, or containing factual errors or biased language, is consistently labeled as “slop” across domains.

News. For news articles, issues with style quality (Coherence, Tone), information utility (Density, Relevance), and Bias are significant predictors. Annotators deem text that is verbose, off-topic, or that contains tonal/framing issues in news articles as indicators of “slop” (Fig. 2b).

MS MARCO. For QA tasks, factuality and structural issues are the strongest predictors of “slop” for all annotators. Text from MS MARCO passages are short, which may reduce the significance of the Density, Relevance, and tonal codes. Answers that are concise, well-organized, and factually sound are valued more than polished prose (Fig. 2c).

Disaggregated analysis shows that features important for “slop” vary based on the purpose of the text: Factual and structural issues are significant for QA data, while stylistic and utility issues are prominent for news articles. **This distinction indicates the importance of evaluating LLM-written texts with respect to domain to contextualize their quality.**

⁷Using statsmodels, version 0.14.0.

Code category	Highlighted span
Relevance	“During the Roman Empire, physicians developed techniques to repair injured gladiators and soldiers, including methods for treating facial injuries and performing basic skin grafts. The field experienced a significant evolution during the Renaissance, as European surgeons began documenting and sharing their techniques more widely.”
Factuality	“[...] leading to more frequent and severe heatwaves. “Climate change is like adding steroids to our weather,” says Dr. Michael Oppenheimer, a climate scientist at Princeton.”
Structure	“But did you know there’s another important number-sort of like a “secret” code—printed just beneath the sell-by date? [...] Find the secret code, which is usually near the sell-by date.”
Tone	“The very power of the word [“witch”] lies in its imprecision. It is not merely a word but an archetype, a cluster of powerful images.” The uncertainty of exactly what a witch is forms part of the titillation”

Table 4: Text marked by all annotators. **Relevance**: all marked as irrelevant. **Factuality**: the scientist exists but not attributed to this quote. **Structure**: marked for repeated text. **Tone**: marked for coherence, fluency.

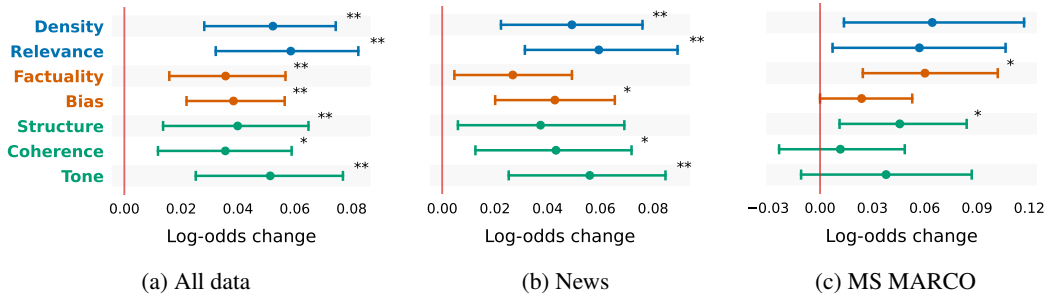


Figure 2: “Slop” codes most predictive of the overall positive label for (a) the entire corpus, (b) news, and (c) MS MARCO. * $p < 0.05$, and ** $p < 0.01$.

6 AUTOMATICALLY MEASURING SLOP

Building on the annotation analysis, we investigate whether assessments of “slop” can be measured with automatic methods. We evaluate standard text metrics and LLM-based approaches for capturing both the underlying dimensions reflected in the annotations and the overall “slop” assessments.

6.1 LINEAR MODELS

Table 6 provides the entire slop code taxonomy and a mapping to existing automatic text evaluation metrics. 3 out of 5 codes that were significant features of slop assessments in §5 do not have reliable metrics, motivating the need for human annotations. Nonetheless, we examine linear models with all available automatic metrics to assess their ability to capture the latent qualities of text in our taxonomy.

Many automatic text measures have high overlap in information (e.g., Shaib et al., 2024a), shown in Figure 8, which can lead to multicollinearity issues in regression models. To address this and handle class imbalance, we use ℓ_2 regularization with $\alpha = 1.0$ and class weighting. We standardize all predictors and drop highly correlated features with threshold ≥ 0.95 .

Dataset	AUPRC	Prevalence
News	0.52	0.25
MS MARCO	0.55	0.27

Table 5: AUPRC across the News and MS MARCO datasets.

Themes	Final Codes	Codes	Sig. Feature?	Auto. Metric
Info. Utility	Density	IU1: Density	✓	Surprisal (Meister et al., 2021)
	Relevance	IU2: Relevance	✓	—
Info. Quality	Factuality	IQ1: Factuality	✗	—
	Bias	IQ2: Bias	✓	Subjectivity-Lexicon (Wiebe et al., 2004)
Style Quality	Structure	SQ1: Repetition	✗	Compression Ratios (Shaib et al., 2024a)
		SQ2: Templatedness	✗	Templates-per-Token (Shaib et al., 2024b)
	Coherence	SQ3: Coherence	✓	—
	(Aspects of) Tone	SQ4: Fluency	✗	—
		SQ5: Verbosity	✗	Num. Words
		SQ6: Word Complexity	✗	GFI (Gunning, 1952)
		SQ7: Tone	✓	—

Table 6: Mapping of “slop” codes to existing automatic metrics. We mark the codes that are significant predictors for the slop label with a green checkmark: 3 out of 5 of the significant features do not have reliable automatic measures.

Results. We measure the AUPRC curves for (a) News and (b) MS MARCO (App. Fig. 10) shows the AUPRC curves for (a) News and (b) MS MARCO. In both cases, the model has an AUPRC double the prevalence of the positive class, indicating that it captures some signal beyond random chance.

On News, the model achieves an AUPRC of 0.52 (prevalence is 0.25), while on MS MARCO it reaches 0.55 (prevalence is 0.27). The curves remain consistently above the prevalence baseline. These results suggest that the approach generalizes across the two domain, but that linear models are not sufficient for fully capturing the underlying signal.

6.2 TEXT QUALITY REWARD MODELS

Given linear models and existing automatic metrics are not sufficient for fully capturing “slop” assessments, we now evaluate models trained elsewhere for writing quality. We use the Writing Quality Reward Model (WQRM; Chakrabarty et al. 2025a) to assign quality scores to our data. The model is trained on paragraph-level annotations, so we split all our News data into paragraphs.

Results. Appendix Figure 9 shows the distribution of WQRM scores over the News and MS MARCO datasets. Scores are distributed fairly broadly in both domains, ranging from around 5.0 to 8.5, with most documents clustering between 5.5 and 7.5, indicating medium to moderately-high quality writing (Chakrabarty et al., 2025a). Correlations with our slop annotations demonstrates that WQRM aligns with, but does not fully capture the “slop” label. WQRM shows lower correlation with the binary “slop” label: 0.25 for News, 0.15 for MS MARCO, suggesting it captures some signal of lower writing quality. When evaluating the number of annotated spans to the WQRM, correlation is 0.48 for News and 0.19 for MS MARCO, suggesting that as the number of issues in a text increases, writing quality decreases. These results indicate that WQRM captures some axes of “slop”, especially in settings with multiple annotated issues.

6.3 CAN LLMs SELF IDENTIFY “SLOP”?

Recent text evaluations have prompted LLMs to judge text qualities not readily captured by existing metrics (e.g., Liu et al. 2023; Zheng et al. 2023). This is usually done zero-shot, providing instructions for evaluation. Here we test three LLMs (GPT-5, Deepseek-V3, and o3-mini) for their ability to (a) predict binary “slop” labels and (b) extracting “slop” spans. In both cases, we provide the full “slop” guide given to annotators (See Appendix H for the full prompt given to each model).

Results: Predicting Binary Slop Labels Table 7a shows the results of binary slop prediction for GPT-5, Deepseek-V3, and o3-mini. Agreement with human annotators is low; κ values are ~ 0 . Models under-predict the slop label (0.03-0.08), especially relative to humans (0.35). Both recall (0.08-0.12) and precision (0.25-0.42) are (very) low across all models, showing LLMs do a poor job at this task.

Model	κ	Pr/R	Pct. Slop
GPT-5	0.01	0.38/0.12	0.08
Deepseek-V3	-0.01	0.25/0.08	0.03
o3-mini	0.03	0.42/0.08	0.07
Human	—	—	0.34

(a)

Model	k	Precision	Recall
GPT-5	0	0.14	0.11
	1	0.14	0.11
	3	0.16	0.13
	5	0.13	0.10
Qwen-7B*	—	0.32	0.30

(b)

Table 7: (a) Binary slop assessment: 0-shot prompting relative to human labels (humans assigned positive slop label to 35% of data). (b) Span-level extraction: Character-level precision and recall in zero- and few-shot settings. *Qwen-7B is fine-tuned.

Results: Extracting “Slop” Spans On average, GPT-5 extracted longer text spans than human annotators (mean 58 vs. 41 characters, respectively). However, span-level alignment with human annotations is low. Table 7b shows the results of prompting GPT-5 zero-shot to extract spans, and with in-context examples ($k \in [1, 3, 5]$). We report the *character-level* precision and recall. GPT-5 achieves a precision of 0.08, recall of 0.12. Providing examples up to $k = 5$ does not improve precision nor recall by much: reporting precision of 0.13, and recall of 0.19. Further, the additional in-context examples do not significantly change which spans are extracted, there is a consistent F1 overlap of 0.65-0.67 between each k setting and $k = 0$. While the higher recall relative to precision suggests the model can identify some relevant text spans, the overall overlap remains low.

6.4 TRAINING SPAN EXTRACTION MODELS

We trained a Qwen-7B reasoning model (DeepSeek-R1-Distill-Qwen-7B; DeepSeek-AI 2025) for slop span extraction. To provide rationales, we first generated silver annotations by prompting GPT-5 with the annotated span and label, asking for concise explanations of the label. We also augment our News and MS Marco data with data from LAMP Chakrabarty et al. (2025a;b), mapping their categories (such as cliché, redundant/exposition) into our slop taxonomy to create a consistent label space. We filter the LAMP dataset to remove the creative writing subsets. We provide details of prompts used, label mappings, and training details in Appendix H.

Results. Evaluation on held-out data shows that the model achieves partial-overlap (character-level) scores of 0.33 precision, 0.22 recall, and 0.26 F1. Restricting to positive-only examples results in an F1 of 0.30 (precision 0.48, recall 0.22). The model also learns to abstain from predicting spans where there was no slop (similar to annotators), with an empty prediction rate of 44%. These results suggest that while the model can extract some slop spans with reasonable precision, it is still difficult to identify all issues. Training a model results in better performance than prompting GPT-5 with the guide, but neither perform especially well. This indicates a need for more research into metrics for identifying “slop” spans in texts.

7 DISCUSSION

LLMs are often deployed as cheap alternatives for human preference judgments in alignment and evaluation (Bharadwaj et al., 2025), however our findings highlight important limitations. Unlike reasoning tasks where rewards are verifiable, for subjective tasks there is a significant risk of mis-calibration. Prior work has documented these issues: Chakrabarty et al. (2025a) and Gooding et al. (2025), for example, show that LLMs struggle to select high-quality writing actions as judged by human experts, often treating suboptimal and optimal interventions as equally acceptable. This leads to low quality text that is often referred to as “slop”.

A recent study from OpenAI Chatterji et al. (2025) shows that almost 50% of ChatGPT usage focuses on writing (28.1%) and information seeking (21.3 %) tasks. To ensure better alignment in such areas, we present the first systematic attempt at qualitatively characterizing “slop” in LLM-generated text. Our findings suggest that **Information Quality**, **Information Utility**, and **Style Quality** are important axes of text evaluation. Further, granular codes within each axis can vary in strength based on the domain, or the purpose of the text. We show that our taxonomy provides a useful frame-

work for assessing writing across domains, beyond accuracy- or reference-based metrics. While overall “slop” judgments are somewhat subjective, our analysis shows that an increase in issues along these axes increases the likelihood of a text being judged as “slop”. We also show that current evaluation practices are not sufficient for automatically measuring “slop”. Existing automatic text metrics fail to capture whether generated text is genuinely useful or well-written relative to “slop”. Neither LLMs-as-judges nor linear models trained over these features are able to fully approximate human assessments of “slop,” however we hope the taxonomy can guide future improvements of LLM-based reward models.

8 ETHICS STATEMENT

This study was reviewed and deemed exempt by the Northeastern Review Board (IRB: #25-03-28)). Prior to their involvement in the project, all annotators were briefed on the purpose of the research and provided informed consent (Appendix D). We prioritized fair compensation which annotators set prior to participation. Our dataset consists of publicly available news and QA passages, and no personally identifiable information was used. The focus of this work is on characterizing properties of AI-generated text; it does not target or analyze individuals but rather professional assessments of writing quality.

REFERENCES

- Meta AI. Introducing llama 4: Advancing multimodal intelligence, 2024. URL <https://ai.meta.com/blog/llama-4-multimodal-intelligence/>.
- Anthropic. Claude 3 model card addendum. Technical report, 2024. URL https://www-cdn.anthropic.com/fed9cc193a14b84131812372d8d5857f8f304c52/Model_Card_Claude_3_Addendum.pdf. Accessed: 2024-12-30.
- Kyrtin Atreides and David J Kelley. Cognitive biases in natural language: Automatically detecting, differentiating, and measuring bias in text. *Cognitive Systems Research*, 88:101304, 2024.
- Payal Bajaj, Daniel Campos, Nick Craswell, Li Deng, Jianfeng Gao, Xiaodong Liu, Rangan Majumder, Andrew McNamara, Bhaskar Mitra, Tri Nguyen, et al. Ms marco: A human generated machine reading comprehension dataset. *arXiv preprint arXiv:1611.09268*, 2016.
- Deborah L Bandalos. *Measurement theory and applications for the social sciences*. Guilford Publications, 2018.
- Anirudh Bharadwaj, Chaitanya Malaviya, Nitish Joshi, and Mark Yatskar. Flattery, fluff, and fog: Diagnosing and mitigating idiosyncratic biases in preference models. *arXiv preprint arXiv:2506.05339*, 2025.
- Su Lin Blodgett, Solon Barocas, Hal Daumé III, and Hanna Wallach. Language (technology) is power: A critical survey of ‘bias’ in nlp. *arXiv preprint arXiv:2005.14050*, 2020.
- Cati Brown, Tony Snodgrass, Susan J Kemper, Ruth Herman, and Michael A Covington. Automatic measurement of propositional idea density from part-of-speech tagging. *Behavior research methods*, 40(2):540–545, 2008.
- Tuhin Chakrabarty, Philippe Laban, Divyansh Agarwal, Smaranda Muresan, and Chien-Sheng Wu. Art or artifice? large language models and the false promise of creativity. In *Proceedings of the 2024 CHI Conference on Human Factors in Computing Systems*, pp. 1–34, 2024.
- Tuhin Chakrabarty, Philippe Laban, and Chien-Sheng Wu. Ai-slop to ai-polish? aligning language models through edit-based writing rewards and test-time computation. *arXiv preprint arXiv:2504.07532*, 2025a.
- Tuhin Chakrabarty, Philippe Laban, and Chien-Sheng Wu. Can ai writing be salvaged? mitigating idiosyncrasies and improving human-ai alignment in the writing process through edits. In *Proceedings of the 2025 CHI Conference on Human Factors in Computing Systems*, pp. 1–33, 2025b.

- Aaron Chatterji, Thomas Cunningham, David J Deming, Zoe Hitzig, Christopher Ong, Carl Yan Shan, and Kevin Wadman. How people use chatgpt. Working Paper 34255, National Bureau of Economic Research, September 2025. URL <http://www.nber.org/papers/w34255>.
- Charles LA Clarke and Laura Dietz. Llm-based relevance assessment still can’t replace human relevance assessment. *arXiv preprint arXiv:2412.17156*, 2024.
- Edgar Dale and Jeanne S. Chall. A formula for predicting readability. *Educational Research Bulletin*, 27(1):11–28, 1948.
- DeepSeek-AI. Deepseek-r1: Incentivizing reasoning capability in llms via reinforcement learning, 2025. URL <https://arxiv.org/abs/2501.12948>.
- Aaron Fanous, Jacob Goldberg, Ank A Agarwal, Joanna Lin, Anson Zhou, Roxana Daneshjou, and Sanmi Koyejo. Syceval: Evaluating llm sycophancy. *arXiv preprint arXiv:2502.08177*, 2025.
- Rudolf Flesch. A new readability yardstick. *Journal of Applied Psychology*, 32(3):221–233, 1948. doi: 10.1037/h0057532.
- Sian Gooding, Lucia Lopez-Rivilla, and Edward Grefenstette. Writing as a testbed for open ended agents. *arXiv preprint arXiv:2503.19711*, 2025.
- Robert Gunning. *The Technique of Clear Writing*. McGraw-Hill, 1952.
- Kunal Handa, Alex Tamkin, Miles McCain, Saffron Huang, Esin Durmus, Sarah Heck, Jared Mueller, Jerry Hong, Stuart Ritchie, Tim Belonax, et al. Which economic tasks are performed with ai? evidence from millions of claude conversations. *arXiv preprint arXiv:2503.04761*, 2025.
- Abhimanyu Hans et al. Binoculars: Scalable detection of machine-generated text. In *Proceedings of the Conference on Empirical Methods in Natural Language Processing*, 2024.
- Dirk Hovy. The enemy in your own camp: How well can we detect statistically-generated fake reviews—an adversarial study. In *Proceedings of the 54th Annual Meeting of the Association for Computational Linguistics (Volume 2: Short Papers)*, pp. 351–356. Association for Computational Linguistics, 2016. doi: 10.18653/v1/P16-2057.
- Aaron Jaech, Adam Kalai, Adam Lerer, Adam Richardson, Ahmed El-Kishky, Aiden Low, Alec Helyar, Aleksander Madry, Alex Beutel, Alex Carney, et al. Openai o1 system card. *arXiv preprint arXiv:2412.16720*, 2024.
- Albert Q. Jiang, Alexandre Sablayrolles, Arthur Mensch, Chris Bamford, Devendra Singh Chaplot, Diego de las Casas, Florian Bressand, Gianna Lengyel, Guillaume Lample, Lucile Saulnier, L  lio Renard Lavaud, Marie-Anne Lachaux, Pierre Stock, Teven Le Scao, Thibaut Lavril, Thomas Wang, Timoth  e Lacroix, and William El Sayed. Mistral 7b, 2023. URL <https://arxiv.org/abs/2310.06825>.
- J. Peter Kincaid, Robert P. Jr. Fishburne, Richard L. Rogers, and Brad S. Chissom. Derivation of new readability formulas (automated readability index, fog count and flesch reading ease formula) for navy enlisted personnel. Technical Report RBR-8-75, Naval Technical Training Command Millington TN Research Branch, 1975.
- Md Tahmid Rahman Laskar, Cheng Chen, Shashi Bhushan Tn, et al. Are large language models reliable judges? a study on the factuality evaluation capabilities of llms. In *Proceedings of the Third Workshop on Natural Language Generation, Evaluation, and Metrics (GEM)*, pp. 310–316, 2023.
- Haitao Li, Qian Dong, Junjie Chen, Huixue Su, Yujia Zhou, Qingyao Ai, Ziyi Ye, and Yiqun Liu. Llm-as-judges: a comprehensive survey on llm-based evaluation methods. *arXiv preprint arXiv:2412.05579*, 2024.
- Chin-Yew Lin. Rouge: A package for automatic evaluation of summaries. In *Text summarization branches out*, pp. 74–81, 2004.

- Yang Liu, Dan Iter, Yichong Xu, Shuohang Wang, Ruochen Xu, and Chenguang Zhu. G-eval: Nlg evaluation using gpt-4 with better human alignment. *arXiv preprint arXiv:2303.16634*, 2023.
- Arwa Mahdawi. Ai-generated slop is slowly killing the internet, and nobody is trying to stop it. *The Guardian*, 8 Jan 2025. Available at: <https://www.theguardian.com/global/commentisfree/2025/jan/08/ai-generated-slop-slowly-killing-internet-nobody-trying-to-stop-it> (Accessed: March 25, 2025).
- Marian Marchal, Merel Scholman, Frances Yung, and Vera Demberg. Establishing annotation quality in multi-label annotations. In *Proceedings of the 29th international conference on computational linguistics*, pp. 3659–3668, 2022.
- Philipp Mayring. Qualitative content analysis. *Forum Qualitative Sozialforschung / Forum: Qualitative Social Research*, 1(2), Jun. 2000. doi: 10.17169/fqs-1.2.1089. URL <https://www.qualitative-research.net/index.php/fqs/article/view/1089>.
- Clara Meister, Tiago Pimentel, Patrick Haller, Lena Jäger, Ryan Cotterell, and Roger Levy. Revisiting the uniform information density hypothesis. *arXiv preprint arXiv:2109.11635*, 2021.
- Cade Metz. A.i. search engines are better at answers than finding them. *The New York Times*, 11 Jun 2024. Available at: <https://www.nytimes.com/2024/06/11/style/ai-search-slop.html> (Accessed: March 25, 2025).
- Eric Mitchell, Yoonho Lee, Alexander Khazatsky, Christopher D. Manning, and Chelsea Finn. Detectgpt: Zero-shot machine-generated text detection using probability curvature. In *Proceedings of the International Conference on Machine Learning*, 2023.
- Bhuvanashree Murugadoss, Christian Poelitz, Ian Drosos, Vu Le, Nick McKenna, Carina Suzana Negreanu, Chris Parnin, and Advait Sarkar. Evaluating the evaluator: Measuring llms’ adherence to task evaluation instructions, 2024. URL <https://arxiv.org/abs/2408.08781>.
- Ramya Namuduri, Yating Wu, Anshun Asher Zheng, Manya Wadhwa, Greg Durrett, and Junyi Jessy Li. Qudsim: Quantifying discourse similarities in llm-generated text. *arXiv preprint arXiv:2504.09373*, 2025.
- Team OLMO, Pete Walsh, Luca Soldaini, Dirk Groeneveld, Kyle Lo, Shane Arora, Akshita Bhagia, Yuling Gu, Shengyi Huang, Matt Jordan, Nathan Lambert, Dustin Schwenk, Øyvind Tafjord, Taira Anderson, David Atkinson, Faeze Brahman, Christopher Clark, Pradeep Dasigi, Nouha Dziri, Michal Guerquin, Hamish Ivison, Pang Wei Koh, Jiacheng Liu, Saumya Malik, William Merrill, Lester James V. Miranda, Jacob Morrison, Tyler Murray, Crystal Nam, Valentina Pyatkin, Aman Rangapur, Michael Schmitz, Sam Skjonsberg, David Wadden, Christopher Wilhelm, Michael Wilson, Luke Zettlemoyer, Ali Farhadi, Noah A. Smith, and Hannaneh Hajishirzi. 2 olmo 2 furious, 2025. URL <https://arxiv.org/abs/2501.00656>.
- OpenAI. How people are using chatgpt. <https://openai.com/index/how-people-are-using-chatgpt/>, September 2025. Accessed: 2025-09-17.
- OpenAI, Josh Achiam, Steven Adler, Sandhini Agarwal, Lama Ahmad, Ilge Akkaya, Florencia Leoni Aleman, Diogo Almeida, Janko Altschmidt, Sam Altman, Shyamal Anadkat, Red Avila, Igor Babuschkin, Suchir Balaji, Valerie Balcom, Paul Baltescu, Haiming Bao, Mohammad Bavarian, Jeff Belgum, Irwan Bello, Jake Berdine, Gabriel Bernadett-Shapiro, Christopher Berner, Lenny Bogdonoff, Oleg Boiko, Madelaine Boyd, Anna-Luisa Brakman, Greg Brockman, Tim Brooks, Miles Brundage, Kevin Button, Trevor Cai, Rosie Campbell, Andrew Cann, Brittany Carey, Chelsea Carlson, Rory Carmichael, Brooke Chan, Che Chang, Fotis Chantzis, Derek Chen, Sully Chen, Ruby Chen, Jason Chen, Mark Chen, Ben Chess, Chester Cho, Casey Chu, Hyung Won Chung, Dave Cummings, Jeremiah Currier, Yunxing Dai, Cory Decareaux, Thomas Degry, Noah Deutsch, Damien Deville, Arka Dhar, David Dohan, Steve Dowling, Sheila Dunning, Adrien Ecoffet, Atty Eleti, Tyna Eloundou, David Farhi, Liam Fedus, Niko Felix, Simón Posada Fishman, Juston Forte, Isabella Fulford, Leo Gao, Elie Georges, Christian Gibson, Vik Goel, Tarun Gogineni, Gabriel Goh, Rapha Gontijo-Lopes, Jonathan Gordon, Morgan Grafstein, Scott Gray, Ryan Greene, Joshua Gross, Shixiang Shane Gu, Yufei Guo, Chris Hallacy, Jesse Han, Jeff Harris, Yuchen He, Mike Heaton, Johannes Heidecke, Chris Hesse, Alan

Hickey, Wade Hickey, Peter Hoeschele, Brandon Houghton, Kenny Hsu, Shengli Hu, Xin Hu, Joost Huizinga, Shantanu Jain, Shawn Jain, Joanne Jang, Angela Jiang, Roger Jiang, Haozhun Jin, Denny Jin, Shino Jomoto, Billie Jonn, Heewoo Jun, Tomer Kaftan, Łukasz Kaiser, Ali Kamali, Ingmar Kanitscheider, Nitish Shirish Keskar, Tabarak Khan, Logan Kilpatrick, Jong Wook Kim, Christina Kim, Yongjik Kim, Jan Hendrik Kirchner, Jamie Kiros, Matt Knight, Daniel Kokotajlo, Łukasz Kondraciuk, Andrew Kondrich, Aris Konstantinidis, Kyle Kosic, Gretchen Krueger, Vishal Kuo, Michael Lampe, Ikai Lan, Teddy Lee, Jan Leike, Jade Leung, Daniel Levy, Chak Ming Li, Rachel Lim, Molly Lin, Stephanie Lin, Mateusz Litwin, Theresa Lopez, Ryan Lowe, Patricia Lue, Anna Makanju, Kim Malfacini, Sam Manning, Todor Markov, Yaniv Markovski, Bianca Martin, Katie Mayer, Andrew Mayne, Bob McGrew, Scott Mayer McKinney, Christine McLeavey, Paul McMillan, Jake McNeil, David Medina, Aalok Mehta, Jacob Menick, Luke Metz, Andrey Mishchenko, Pamela Mishkin, Vinnie Monaco, Evan Morikawa, Daniel Mossing, Tong Mu, Mira Murati, Oleg Murk, David Mély, Ashvin Nair, Reiichiro Nakano, Rameesh Nayak, Arvind Neelakantan, Richard Ngo, Hyeonwoo Noh, Long Ouyang, Cullen O’Keefe, Jakub Pachocki, Alex Paino, Joe Palermo, Ashley Pantuliano, Giambattista Parascandolo, Joel Parish, Emy Parparita, Alex Passos, Mikhail Pavlov, Andrew Peng, Adam Perelman, Filipe de Avila Belbute Peres, Michael Petrov, Henrique Ponde de Oliveira Pinto, Michael, Pokorny, Michelle Pokrass, Vitchyr H. Pong, Tolly Powell, Alethea Power, Boris Power, Elizabeth Proehl, Raul Puri, Alec Radford, Jack Rae, Aditya Ramesh, Cameron Raymond, Francis Real, Kendra Rimbach, Carl Ross, Bob Rotsted, Henri Roussez, Nick Ryder, Mario Saltarelli, Ted Sanders, Shibani Santurkar, Girish Sastry, Heather Schmidt, David Schnurr, John Schulman, Daniel Selman, Kyla Sheppard, Toki Sherbakov, Jessica Shieh, Sarah Shoker, Pranav Shyam, Szymon Sidor, Eric Sigler, Maddie Simens, Jordan Sitkin, Katarina Slama, Ian Sohl, Benjamin Sokolowsky, Yang Song, Natalie Staudacher, Felipe Petroski Such, Natalie Summers, Ilya Sutskever, Jie Tang, Nikolas Tezak, Madeleine B. Thompson, Phil Tillet, Amin Tootoonchian, Elizabeth Tseng, Preston Tuggle, Nick Turley, Jerry Tworek, Juan Felipe Cerón Uribe, Andrea Vallone, Arun Vijayarvigiya, Chelsea Voss, Carroll Wainwright, Justin Jay Wang, Alvin Wang, Ben Wang, Jonathan Ward, Jason Wei, CJ Weinmann, Akila Welihinda, Peter Welinder, Jiayi Weng, Lilian Weng, Matt Wiethoff, Dave Willner, Clemens Winter, Samuel Wolrich, Hannah Wong, Lauren Workman, Sherwin Wu, Jeff Wu, Michael Wu, Kai Xiao, Tao Xu, Sarah Yoo, Kevin Yu, Qiming Yuan, Wojciech Zaremba, Rowan Zellers, Chong Zhang, Marvin Zhang, Shengjia Zhao, Tianhao Zheng, Juntang Zhuang, William Zhuk, and Barret Zoph. Gpt-4 technical report, 2024. URL <https://arxiv.org/abs/2303.08774>.

Vishakh Padmakumar and He He. Does writing with language models reduce content diversity? In *Proceedings of the 61st Annual Meeting of the Association for Computational Linguistics (ACL)*, Toronto, Canada, 2023. Association for Computational Linguistics. URL <https://arxiv.org/abs/2309.05196>.

Kishore Papineni, Salim Roukos, Todd Ward, and Wei-Jing Zhu. Bleu: a method for automatic evaluation of machine translation. In *Proceedings of the 40th annual meeting of the Association for Computational Linguistics*, pp. 311–318, 2002.

Alec Radford, Jeffrey Wu, Rewon Child, David Luan, Dario Amodei, Ilya Sutskever, et al. Language models are unsupervised multitask learners. *OpenAI blog*, 1(8):9, 2019.

Sanjana Ramprasad and Byron C Wallace. Do automatic factuality metrics measure factuality? a critical evaluation. *arXiv preprint arXiv:2411.16638*, 2024.

Jenna Russell, Marzena Karpinska, and Mohit Iyyer. People who frequently use chatgpt for writing tasks are accurate and robust detectors of ai-generated text. *arXiv preprint arXiv:2501.15654*, 2025.

Nikita Salkar, Thomas Trikalinos, Byron Wallace, and Ani Nenkova. Self-repetition in abstractive neural summarizers. In Yulan He, Heng Ji, Sujian Li, Yang Liu, and Chua-Hui Chang (eds.), *Proceedings of the 2nd Conference of the Asia-Pacific Chapter of the Association for Computational Linguistics and the 12th International Joint Conference on Natural Language Processing (Volume 2: Short Papers)*, pp. 341–350, Online only, November 2022. Association for Computational Linguistics. doi: 10.18653/v1/2022.aacl-short.42. URL <https://aclanthology.org/2022.aacl-short.42/>.

A. O. Scott. A.i. is annoying now. the future may be worse. *The New York Times*, 24 Jul 2024. Available at: <https://www.nytimes.com/2024/07/24/opinion/ai-annoying-future.html> (Accessed: March 25, 2025).

Chantal Shaib, Joe Barrow, Jiuding Sun, Alexa F Siu, Byron C Wallace, and Ani Nenkova. Standardizing the measurement of text diversity: A tool and a comparative analysis of scores. *arXiv preprint arXiv:2403.00553*, 2024a.

Chantal Shaib, Yanai Elazar, Junyi Jessy Li, and Byron C Wallace. Detection and measurement of syntactic templates in generated text. In Yaser Al-Onaizan, Mohit Bansal, and Yun-Nung Chen (eds.), *Proceedings of the 2024 Conference on Empirical Methods in Natural Language Processing*, pp. 6416–6431, Miami, Florida, USA, November 2024b. Association for Computational Linguistics. doi: 10.18653/v1/2024.emnlp-main.368. URL <https://aclanthology.org/2024.emnlp-main.368/>.

Gemma Team, Morgane Riviere, Shreya Pathak, Pier Giuseppe Sessa, Cassidy Hardin, Surya Bhatipatiraju, Léonard Hussenot, Thomas Mesnard, Bobak Shahriari, Alexandre Ramé, Johan Ferret, Peter Liu, Pouya Tafti, Abe Friesen, Michelle Casbon, Sabela Ramos, Ravin Kumar, Charline Le Lan, Sammy Jerome, Anton Tsitsulin, Nino Vieillard, Piotr Stanczyk, Sertan Girgin, Nikola Momchev, Matt Hoffman, Shantanu Thakoor, Jean-Bastien Grill, Behnam Neyshabur, Olivier Bachem, Alanna Walton, Aliaksei Severyn, Alicia Parrish, Aliya Ahmad, Allen Hutchison, Alvin Abdagic, Amanda Carl, Amy Shen, Andy Brock, Andy Coenen, Anthony Laforge, Antonia Paterson, Ben Bastian, Bilal Piot, Bo Wu, Brandon Royal, Charlie Chen, Chintu Kumar, Chris Perry, Chris Welty, Christopher A. Choquette-Choo, Danila Sinopalnikov, David Weinberger, Dimple Vijaykumar, Dominika Rogozińska, Dustin Herbison, Elisa Bandy, Emma Wang, Eric Noland, Erica Moreira, Evan Senter, Evgenii Eltyshev, Francesco Visin, Gabriel Rasskin, Gary Wei, Glenn Cameron, Gus Martins, Hadi Hashemi, Hanna Klimczak-Plucińska, Harleen Batra, Harsh Dhand, Ivan Nardini, Jacinda Mein, Jack Zhou, James Svensson, Jeff Stanway, Jetha Chan, Jin Peng Zhou, Joana Carrasqueira, Joana Iljazi, Jocelyn Becker, Joe Fernandez, Joost van Amersfoort, Josh Gordon, Josh Lipschultz, Josh Newlan, Ju yeong Ji, Kareem Mohamed, Kartikeya Badola, Kat Black, Katie Millican, Keelin McDonell, Kelvin Nguyen, Kiranbir Sodhia, Kish Greene, Lars Lowe Sjoesund, Lauren Usui, Laurent Sifre, Lena Heuermann, Leticia Lago, Lilly McNealus, Livio Baldini Soares, Logan Kilpatrick, Lucas Dixon, Luciano Martins, Machel Reid, Manvinder Singh, Mark Iverson, Martin Görner, Mat Velloso, Mateo Wirth, Matt Davidow, Matt Miller, Matthew Rahtz, Matthew Watson, Meg Risdal, Mehran Kazemi, Michael Moynihan, Ming Zhang, Minsuk Kahng, Minwoo Park, Mofi Rahman, Mohit Khatwani, Natalie Dao, Nenshad Bardoliwalla, Nesh Devanathan, Neta Dumai, Nilay Chauhan, Oscar Wahltinez, Pankil Botarda, Parker Barnes, Paul Barham, Paul Michel, Pengchong Jin, Petko Georgiev, Phil Culliton, Pradeep Kuppala, Ramona Comanescu, Ramona Merhej, Reena Jana, Reza Ardeshtir Rokni, Rishabh Agarwal, Ryan Mullins, Samaneh Saadat, Sara Mc Carthy, Sarah Cogan, Sarah Perrin, Sébastien M. R. Arnold, Sebastian Krause, Shengyang Dai, Shruti Garg, Shruti Sheth, Sue Ronsstrom, Susan Chan, Timothy Jordan, Ting Yu, Tom Eccles, Tom Hennigan, Tomas Kocisky, Tulsee Doshi, Vihan Jain, Vikas Yadav, Vilobh Meshram, Vishal Dharmadhikari, Warren Barkley, Wei Wei, Wenming Ye, Woohyun Han, Woosuk Kwon, Xiang Xu, Zhe Shen, Zhitao Gong, Zichuan Wei, Victor Cotruta, Phoebe Kirk, Anand Rao, Minh Giang, Ludovic Peran, Tris Warkentin, Eli Collins, Joelle Barral, Zoubin Ghahramani, Raia Hadsell, D. Sculley, Jeanine Banks, Anca Dragan, Slav Petrov, Oriol Vinyals, Jeff Dean, Demis Hassabis, Koray Kavukcuoglu, Clement Faret, Elena Buchatskaya, Sebastian Borgeaud, Noah Fiedel, Armand Joulin, Kathleen Kenealy, Robert Dadashi, and Alek Andreev. Gemma 2: Improving open language models at a practical size, 2024. URL <https://arxiv.org/abs/2408.00118>.

Guy Tevet and Jonathan Berant. Evaluating the evaluation of diversity in natural language generation. *arXiv preprint arXiv:2004.02990*, 2020.

Kiran Tomlinson, Sonia Jaffe, Will Wang, Scott Counts, and Siddharth Suri. Working with ai: Measuring the occupational implications of generative ai. *arXiv preprint arXiv:2507.07935*, 2025.

Janyce Wiebe, Theresa Wilson, Rebecca Bruce, Matthew Bell, and Melanie Martin. Learning subjective language. *Computational Linguistics*, 30(3):277–308, 09 2004. ISSN 0891-2017. doi: 10.1162/0891201041850885. URL <https://doi.org/10.1162/0891201041850885>.

Haoyan Yang, Yixuan Wang, Xingyin Xu, Hanyuan Zhang, and Yirong Bian. Can we trust llms? mitigate overconfidence bias in llms through knowledge transfer. *arXiv preprint arXiv:2405.16856*, 2024.

Yusen Zhang, Sarkar Snigdha Sarathi Das, and Rui Zhang. Verbosity \neq veracity: Demystify verbosity compensation behavior of large language models, 2024. URL <https://arxiv.org/abs/2411.07858>.

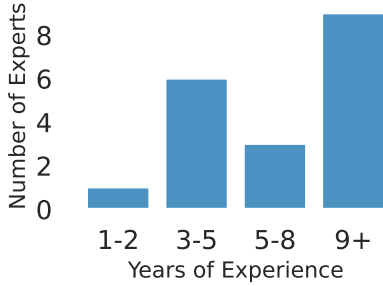
Lianmin Zheng, Wei-Lin Chiang, Ying Sheng, Siyuan Zhuang, Zhanghao Wu, Yonghao Zhuang, Zi Lin, Zhuohan Li, Dacheng Li, Eric Xing, et al. Judging llm-as-a-judge with mt-bench and chatbot arena. *Advances in neural information processing systems*, 36:46595–46623, 2023.

A DEFINITION COLLECTION

We provide the full survey sent to experts in Table 9. Here, we show the full set of questions and answer options in the survey. Experts explicitly provided permission at the end to share anonymized and aggregate responses to the survey.

Question	Answer Options
What is your primary field of work?	Natural Language Processing Linguistics Writing (e.g., Copywriting, Journalism) Other: [Free text]
How many years of experience do you have in your field?	1-2 3-5 5-8 9+
Have you encountered the term “slop” before, as it relates to generated text or images?	Yes No
If you answered “Yes” to the above question, please describe which contexts you’ve encountered the term in (e.g., in a news article, in a podcast, in discussions)	Free text
How often do you use large language models (LLMs) in your work?	Never Rarely (sporadically) Sometimes (2 times a week) Often (3-4+ times a week)
If you use LLMs once or more a week, please select the type of tasks you use them for.	Ideating Writing Rewriting Summarizing documents/texts Creative writing Question Answering (general) Question Answering (specific, based on an input document) Other: [Free text] (Check all that apply)
Please define “slop” as it relates to either AI-generated or human-written text. Please be as specific as possible. Think of the contexts in which you use or encounter LLM-generated texts to help guide your answer.	Free text
Which key characteristics in text are associated with “slop”?	Free text
Is all AI-generated text “slop”?	Yes No Maybe
Any other thoughts you would like to share about the definition of “slop” or its role in text?	Free text

Table 9: Anonymous survey sent to experts to collect definitions of “slop.”



(a) Years of experience for each expert.

Field of Work	Count
Natural Language Processing	6
Writing	5
Engineering	2
Machine Learning	3
Linguistics	2
Philosophy	1
Total	19

(b) Work areas of experts surveyed.

Figure 3: Expert demographics: (a) distribution of years of experience and (b) fields of expertise.

Expert Response (trunc)

“...‘slop’ text from humans as something that is **very generic and overly verbose**—perhaps **excessive marketing copy** or **rambling prose** that is published when it really should have been heavily edited. I wouldn’t call it ‘slop’ if it was simply a first draft—it’s the **brazen publishing** (online or IRL) of content that **wastes a reader’s time** that befits the term best.”

“The classic **highschool transitional words** that students just learning to write essays use, **without variance**.”

“Slop in certain human contexts may perform a **useful function as an intermediary step** in the author’s process (consider certain kinds of **notes or student writing**, for example).”

“...there are many responses from humans that are **hastily written without critical thoughts**.”

Table 10: Sample responses describing how “slop” may manifest in human written text.

B ADDITIONAL SURVEY FINDINGS

Experts provided their years of experience in their reported fields (Table 3b), which we report in aggregate in Table 3a. Most experts had ≥ 3 years of experience, and many had professional experience in the field of NLP or writing. Additionally, experts identified characteristics of “slop” that can appear in human-written text, but all point to qualities that serve a different purpose than those identified for AI-generated text.

C TEXT GENERATION DETAILS

Here we describe the data generation procedure for the News and MS MARCO datasets. For News, we use the articles first introduced in Russell et al. 2025: these are news articles generated by GPT-4o, Claude-3.5- Sonnet, and O1-pro. The articles are generated by providing the title of a real news article pulled from 8 American publications: Associated Press, Discover Magazine, National Geographic, New York Times, Reader’s Digest, Scientific American, Smithsonian Magazine, and Wall Street Journal.⁸ For MS MARCO, we randomly sample a subset of 100 passages.⁹ We filter the passages for answers longer than 30 words to ensure long enough responses for annotation. We prompt 4 models (OLMo-2-7B-Instruct, Mistral-7B, Gemma-27B, GPT4o-mini) to generate a response using the following prompt:

You are given a search query and a set of potentially relevant articles. Your task is to answer the query.
Sources: [SOURCES] Query: [QUERY]

⁸https://github.com/jenna-russell/human_detectors

⁹https://huggingface.co/datasets/microsoft/ms_marco/

Where we replace `SOURCES` and `QUERY` with the relevant context and query from the dataset. For all models (where possible), we greedily generate the responses (e.g., setting the parameter for sampling to `False`). For open-source models, we use the HuggingFace platform to generate the text.¹⁰

D CONSENT FORMS

All annotators were briefed on the study and provided explicit consent to share their anonymized responses. We provide the consent form given to participants in Figure 4.

E ANNOTATION DETAILS

We build our annotation interface using LabelStudio, shown in Figure 5. Annotators are instructed to first answer the “Initial Assessment” of “slop.” After this question is answered, they proceed with the annotation with the codes. We provide annotators with a PDF document containing the specific definition of slop (Fig. 6. This guide also contains a definition of each “slop” code with examples of how each code can appear in text (Table 11).

Table 11: “Slop” Codes with Examples

Code	Name	Description	Example
Information Quality			
IQ1	Factuality	Incorrect or fabricated information Misleading or fallacious claims	“Dr. Sarah Johnson of Harvard University published groundbreaking research on this topic in 2022.” (<i>Slop if Dr. Johnson doesn’t exist, isn’t at Harvard, or didn’t publish such research</i>)
IQ2	Bias	Text that feels too “objective” when subjectivity is appropriate Missing rhetorical point of view when needed Lack of appropriate perspective based on context Content that seems detached when engagement is required The presence of inappropriate perspective or assumptions	“The economic policy changes of 2023 were universally beneficial.” (<i>Slop because it presents a one-sided view of complex policy impacts</i>)
Information Utility			
IU1	Information Density	Text that is verbose but conveys little actual information Generic statements that could apply in almost any context Excessive filler words and phrases that add no value	“In today’s fast-paced modern world of cutting-edge technology and innovation, it has become increasingly important to consider the various factors and elements that contribute to our understanding of this complex and multifaceted issue.” (<i>Slop because it uses many words to say almost nothing</i>)
Continued on next page			

¹⁰<https://huggingface.co/>

Table 11 (<i>continued</i>)			
Code	Name	Description	Example
IU2	Information Relevance	Content that fails to address the nuances of the query or task Content that contributes nothing meaningful to context/query/task Text that appears disconnected from its intended purpose For text with additional context, consider relevance to such texts For text with no additional context, consider internal relevance	In response to “How can I improve my marathon time?”: “Running is an excellent form of exercise with many health benefits including improved cardiovascular function, enhanced mood, and weight management.” <i>(Slop because it doesn’t address the specific question about improving marathon times)</i>
Style Quality			
SQ1	Repetition	Excessive use of the same words or phrases Redundant statements that add no new information Overuse of transitional phrases common in formulaic writing Low diversity in vocabulary and expression	“The project was a success. The team accomplished their goals successfully. The successful outcome was due to the team’s hard work.” <i>(Slop due to repetition of “success/successful” without adding new information)</i>
SQ2	Templatedness	Over-reliance on formulaic structures and patterns Predictable formatting patterns (e.g., excessive use of bullet points) Standard transitional phrases used repeatedly Frequent appearance of text following a common pattern	“Dr. Smith, a researcher at Oxford University, found that... Professor Johnson, a scientist at Cambridge University, discovered that... Dr. Williams, an expert at Yale University, confirmed that...” <i>(Slop because it follows the same formula repeatedly)</i>
SQ3	Coherence	Poor sentence structure or organization Inconsistencies in argument or narrative Text that requires significant effort to follow How paragraphs work together to advance the argument or story	“Climate change is affecting global temperatures. Polar bears are mammals. Ice cream melts in warm weather. Arctic ice is melting. Some people enjoy winter sports.” <i>(Slop because the sentences, while related to temperature, don’t flow logically)</i>
SQ4	Language Naturalness	Language that sounds artificial or manufactured Strange turns of phrases or unnatural language Technically correct grammar that still reads unnaturally Misaligned word choice for the context Can co-occur with verbosity if long, does not necessarily include complex words	“The earthen area that formerly held the puddle was now dry.” <i>(Slop because natural language would simply say “The puddle had dried up” or “The ground where the puddle had been was now dry”)</i>
<i>Continued on next page</i>			

Table 11 (continued)

Code	Name	Description	Example
SQ5	Verbosity	Excessive wordiness relative to the information conveyed Unnecessarily “flowery” or descriptive language Text that prioritizes word count over meaningful content Long-winded explanations that need significant editing	“The consumption of the aforementioned beverage, which had been prepared with the utmost care and attention to detail by the skilled barista, provided me with a sense of satisfaction and contentment that permeated my entire being.” (<i>Slop because it could simply say “I enjoyed the coffee”</i>)
SQ6	Word Complexity	Inappropriate use of vocabulary relative to context Unnecessary jargon or complicated terminology Content filled with buzzwords that obscure meaning Overuse of rare words	In a general article about gardening: “The phenolic compounds in certain cultivars exhibit antimicrobial properties that mitigate pathogenic microorganism colonization.” (<i>Slop because it uses unnecessarily complex terminology for the intended audience</i>)
SQ7	Tone	Generic voice lacking character or purpose Missing perspective or point of view Overly formal language in casual contexts (or vice versa) Text that reads like an outside observer rather than engaged writer Overconfidence in response Can have a relationship with factuality (IQ1)	In a blog post about personal travel experiences: “The aforementioned destination offers numerous recreational activities for tourists. Visitors may engage in swimming, hiking, or dining at local establishments.” (<i>Slop because it uses an inappropriately formal tone for a personal blog</i>)

Careful selection of measurements to operationalize the definition of “slop” requires consideration of construct validity (i.e., whether we are measuring the intended phenomena), and a discussion of any errors the measurement may inadvertently introduce. Here, we describe the constructs comprising “slop” and provide an example of how to operationalize each; we rely on prior work, where possible, for established methods of measuring each code introduced. Note that we aim to establish the validity of a combination of such measures to quantify “slop”, rather than focusing on whether individual measures alone capture their intended construct.¹¹

INFORMATION UTILITY

Density. A key indicator of “slop” is the relatively low density of information within it. Such texts are often verbose without conveying much information, or contain many generic statements that are broadly applicable. We measure information density in two ways. In the first, we adopt an information-theoretic approach, following Meister et al. (2021). The uniform density hypothesis posits that speakers generally tend towards spreading information uniformly across utterances. We measure token entropy using GPT-2 (Radford et al., 2019), and then evaluate the mean and coefficient of variation. A higher mean indicates an overall lower information density in text, and a higher coefficient of variation indicates less uniformity, both of which can be indicative of “slop”.

In the second measurement, we measure the propositional idea density. Ideas can be approximated by the number of verbs, adjectives, adverbs, prepositions, and conjunctions, and the density can be estimated by adjusting the counts of sets of high-likelihood part-of-speech sequences and dividing by the total number of words in a document Brown et al. (2008). Higher values of idea density indicate a higher amount of information in the text.

¹¹Hence our reliance, where possible, on prior works on quantifying the individual factors considered.

Slop Evaluation Consent and Information Form

B I U ↻ ↺

[Redacted]

Name of Investigator(s): [Redacted]

Title of Project: Survey on Identifying "Slop" In Text

Request to Participate in Research

We would like to invite you to participate in a web-based online survey. Our goal is to annotate spans of text that constitutes slop, and the preference for the appearance of these spans. "Slop", as it refers to AI-generated content, is a vaguely defined term synonymous with "low-quality, inauthentic, or inaccurate." (see: <https://corp.oup.com/word-of-the-year/#shortlist-2024>).

Your task is to review short texts from various domains and tasks (e.g., news articles, biomedical abstracts, creative writing) and determine whether they constitute "slop" in your opinion.

For each piece of text, you will be asked to (1) read the text, (2) highlight any instances of the text that you deem "slop" according to the definition guide we provide you, and (3) explain why the highlighted sections indicate presence or absence of "slop."

We will first ask you to complete a short questionnaire that identifies your familiarity with AI-generated text. At the end of all the tasks, we will also ask you to complete a short reflection on your impressions while annotating.

We are asking you to participate in this study because you have indicated that your primary language is English. **You must be at least 18 years old to take this survey.**

The decision to participate in this research project is voluntary. You do not have to participate and you can refuse to answer any question. Even if you begin the web-based online survey, you can stop at any time. **The possible risks or discomforts of the study are minimal. There are no direct benefits to you from participating in this study.** However, your responses may help us learn more about measuring aspects of style in written text.

You will be compensated at a rate of \$20-50 per hour.

Your part in this study is anonymous to the researcher(s). However, because of the nature of web-based surveys, it is **possible** that respondents could be identified by the IP address or other electronic record associated with the response. Neither the researcher nor anyone involved with this survey will be capturing those data. Any reports or publications based on this research will use only group data and will not identify you or any individual as being affiliated with this project.

Future Use of Data or Biospecimens: Your de-identified information could be used for future research **without additional informed consent.**

If you have any questions regarding electronic privacy, please contact [Redacted]

If you have any questions about this study, [Redacted]

If you have any questions regarding your rights as a research participant, please contact [Redacted]

This study has been reviewed and approved by the [Redacted] Institutional Review Board.

By submitting this form below you are indicating that you consent to participate in this study. Please print out a copy of this consent screen or download a copy of the consent form for your records.

Thank you for your time.

[Redacted]

Figure 4: "Slop" Evaluation consent form given to annotators prior to the study.

Initial Assessment

☐ Yes^[y] ☐ No^[n]

Is this text slop? (Required)

Slop span:

Annoyance Rating

1 = MOST annoying, 5 = LEAST annoying

☐ 1^[1] ☐ 2^[2] ☐ 3^[3] ☐ 4^[4] ☐ 5^[5]

Comments

Optional comments:

Style Quality

☐ SQ1: Repetition^[rl] ☐ SQ2: Templatedness^[rl] ☐ SQ3: Coherence^[rl]

☐ SQ4: Fluency^[rl] ☐ SQ5: Verbosity^[rl] ☐ SQ6: Word Complexity^[rl]

☐ SQ7: Tone^[rl] ☐ SQ8: Diversity^[rl]

Information Quality

☐ IQ1: Factuality^[rl] ☐ IQ2: Bias^[rl]

Information Utility

☐ IU1: Information Density^[rl] ☐ IU2: Information Relevance^[rl] ☐ IU3: Vagueness^[rl]

Figure 5: questions given to annotators in interface (LabelStudio)

Relevance. Measuring relevance (to a context), similar to factuality, is an active research area. Most methods assume access to a high-quality set of source documents and queries. Relevance, where context is provided, is measured relative to the query and task at hand. In the absence of additional context (e.g., task or domain), relevance can be evaluated on the internal consistency of the passage. “Slop” can comprise content that fails to address the query or task, sometimes subtly. Recently, Clarke & Dietz (2024) showed that GPT-4o cannot reliably act as a replacement for human assessments of relevance for conditional generation. Therefore, we rely on human assessments of relevance with additional context provided where possible.

INFORMATION QUALITY

Factuality. In non-fiction texts, high-quality text is accurate. LLM “slop”, however, is defined as having “subtle inaccuracies”, introducing hallucinations (“non-existing entities”), or containing fallacious claims. Automatically measuring factuality is an open research problem (e.g., Ramprasad & Wallace 2024; Laskar et al. 2023), and can depend on whether reference (source) documents are available. We rely on human annotations to detect inaccuracies in LLM-written texts in all cases.

Bias (Subjectivity). Bias in text can refer to a range of topics that might influence the subjectivity of writing, and can span social (Blodgett et al., 2020) or cognitive (Atreides & Kelley, 2024) facets. Unless explicitly prompted to produce an opinion, much of the content in “slop” lacks subjectivity in presenting information (factual or otherwise). Of the expert definitions that mention bias, there is a notable focus on the *lack* of subjectivity in “slop.” There is often a missing rhetorical point of view when it is otherwise needed, or a lack of appropriate, engaged perspective. For instance, an LLM-generated movie review that simply states facts such as “[...] movie received 3.5 stars and had a small budget” does not provide any of the subjective assessments one expects in a critique.

We use the subjectivity lexicon from Wiebe et al. (2004), which provides words with labels as either subjective (weak, strong) or objective. Following prior work, we define our bias measurement as the proportion of subjective words to total number of words in a document.

STYLE QUALITY

Repetition. When defined in the context of “slop”, repetition entails excessive use of the same words or phrases and low diversity in vocabulary and expression. Prior work has looked at measuring semantic (Tevet & Berant, 2020; Namuduri et al., 2025) and lexical repetition (Shaib et al., 2024a). We focus specifically on lexical repetition metrics, measuring the compression ratio over words (CR) and over parts-of-speech (CR: PoS) to capture repetitive phrases and words.

Definition

“Slop” refers to AI-generated text that is low-quality. It can appear superficially correct but is some combination of generic, overly verbose, inaccurate, irrelevant to its intended purpose, and contributing little meaningful value to the reader (despite sounding fluent). “Slop” typically displays patterns of repetition, formulaic structure, vague language, and an absence of authentic perspective. **Not all AI-generated text is “sloppy,” and human writing can be sloppy too.**

Below, we outline all the key text characteristics (as codes) that contribute to “slop”. Please refer to this guide when labeling spans of text for “slop.” A span may fall under multiple codes.

Annotation Instructions

1. Read each text in full before making any annotations.
2. Make an initial assessment: Is this text “slop”? (yes/no)
3. If yes, highlight specific spans of text and assign appropriate code(s).
4. Use the annoyance scale (1-5) where 1 = most annoying (requires complete rewriting) and 5 = least annoying (minor issue).

Please note that recognizing text as AI-written doesn’t automatically make it sloppy! You may find “slop” in parts of a text while still answering “no” to the overall “slop” assessment if these issues are minor.

General Guidance

- Focus on quality issues, not just AI detection.
- **Consider the context, purpose, and intended audience of the text when making judgments.**
- **Code for the most significant issues rather than tagging everything possible.**
- **When in doubt about which code to use, choose the one that best captures the core problem.**
- For ambiguous cases, briefly note your reasoning.

Figure 6: Definition Guide presented to annotators (along with Table 11) to reference.

Templatedness. LLMs tend to write formulaically at the syntactic level (Shaib et al., 2024b). “Slop” may include an over-reliance on formulaic structures and patterns, such as predictable formatting (e.g., bullet points) and repeated use of certain transitional phrases. Following Shaib et al. (2024b), we measure the template rate and templates-per-token for text.

Coherence and Fluency. Automatically measuring coherence and fluency in text is difficult (Li et al., 2024; Murugadoss et al., 2024), and may require human assessments to validate. Fluency is the correctness of the written language. Coherence refers to the logical flow and connection

between ideas presented in a text. State-of-the-art LLMs that have undergone rounds of post-training and alignment rarely produce text that is completely disfluent.¹² “Slop”, however, can exhibit low coherence (such as poor sentence organization, inconsistencies in argument or narrative, or written in a way that demands significant effort to follow), or subtle disfluencies (e.g., strange turns of phrase, technically correct but unnatural language, or word choices misaligned to the context). We rely on expert human annotations to identify instances of disfluency or incoherence in texts.

Verbosity. LLMs tend to respond to simple queries with high verbosity, leading to training with explicit instructions to “be concise!” (Zhang et al., 2024). In “slop”, texts are often highly verbose. We measure verbosity as the passage length (number of words), and also as the average length of sentences.

Word Complexity. Word complexity assesses the vocabulary in a passage relative to the context: “Slop” can contain unnecessary jargon, buzzword-laden content, or can exhibit an overuse of “rare” words (Hovy, 2016). Our evaluation of “slop” is in English texts, so we opt to use established measurements of complexity: Gunning-Fog Index, which measures the years of formal education needed to understand text on a first reading (Gunning, 1952), Flesch-Kincaid Grade Level (Kincaid et al., 1975), measuring the (U.S.) school grade level one needs to understand the text, Flesch Reading Ease (Flesch, 1948), measuring textual difficulty on a 100-point scale where higher scores indicate easier-to-read text. We also measure sentence and word length (Dale & Chall, 1948), as these directly correlate with text complexity.

Tone. The overall tone of a text should reflect an appropriate style and voice given the context. “Slop” may be read as lacking character or perspective, and as containing overly formal language in casual contexts. This can sometimes appear as overconfidence in responses, or sycophancy (Fanous et al., 2025; Yang et al., 2024). We rely on human annotators to identify a combination of this characterization of tone in “slop”.

F RESULTS BY INDIVIDUAL

We provide the pairwise agreement among annotators for all the “slop” codes in Table 12, including the percentage of overall prevalence of the label. A1/A2 had consistently strong agreement, whereas A2/A3 diverged. In adjudication meetings, annotators discussed these differences which can be attributed to editing style.

For all data, we find that the three annotators varied in which “slop” codes most strongly predicted their overall judgments (Fig. 7). For A1, information-related issues were more salient: Density, Relevance, Factuality, and Bias all showed strong positive associations. This suggests that A1 relied heavily on signs of low information quality or utility when identifying slop. A2, by contrast, was more selective, with verbosity (Density) emerging as the only significant predictor and Structure and Coherence showing positive though non-significant effects, indicating greater emphasis on how text was organized rather than on factual accuracy or bias. For A3, none of the codes reached significance, and while Density, Relevance, and Bias trended positive, wide confidence intervals suggest less consistency in how the taxonomy was applied. Taken together, these results highlight that annotators converge on verbosity as a core indicator of slop but diverge in how strongly they weight other dimensions such as Factuality, Bias, and Coherence.

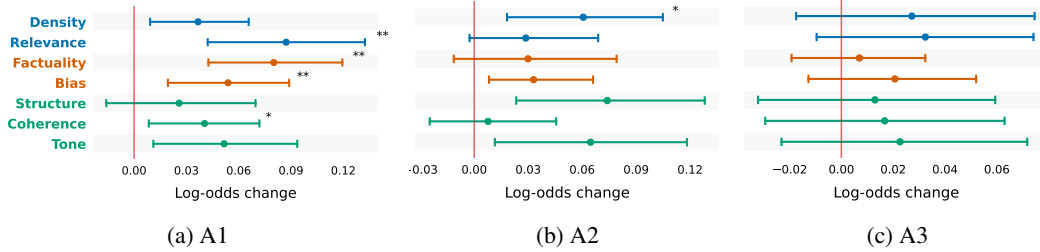
G AUTOMATED METRICS

We report the correlation between automatic text metrics in Figure 8. Many metrics have moderate to high correlations indicating shared information.

We also report the distribution of WQRM scores in Figure 9 split by the (a) News and (b) MS MARCO datasets. The distribution of scores in the News domain is relatively broad. By contrast, the MS MARCO dataset shows a narrower spread, with most scores clustering between 5.5 and 7.0 and fewer documents at the extremes.

¹²At least in English; Multilingual assessments may show otherwise.

Themes	Final Codes	Pair	AC_1	κ	Prev. (%)
Info. Utility	Density	A1–A2	0.92	0.37	9.1
		A1–A3	0.09	0.03	56.8
		A2–A3	0.14	0.08	54.5
	Relevance	A1–A2	0.46	0.16	40.9
		A1–A3	0.18	0.21	68.2
		A2–A3	0.06	0.06	59.1
Info. Quality	Factuality	A1–A2	0.88	0.61	18.2
		A1–A3	0.70	0.04	25.0
		A2–A3	0.70	0.04	25.0
	Bias	A1–A2	0.81	0.19	18.2
		A1–A3	0.49	0.00	38.6
		A2–A3	0.70	0.13	25.0
Style Quality	Structure	A1–A2	0.67	0.02	27.3
		A1–A3	-0.43	-0.05	79.5
		A2–A3	-0.22	0.07	77.3
	Coherence	A1–A2	0.83	0.33	18.2
		A1–A3	0.17	0.08	54.5
		A2–A3	0.06	-0.01	59.1
	Tone	A1–A2	0.70	0.04	25.0
		A1–A3	0.77	0.10	20.5
		A2–A3	0.76	0.23	22.7

Table 12: Gwet’s AC_1 , Cohen’s κ , and prevalence for each annotator pair and final code.Figure 7: “Slop” codes most predictive of the overall positive label for (a) Annotator 1, (b) Annotator 2, and (c) Annotator 3 in the News domain. * $p < 0.05$, and ** $p < 0.01$.

We compute and show the AUPRC for the automatic metrics using scikit-learn¹³ in Figure 10. We train logistic regression models with ℓ_2 regularization using the liblinear solver. Features are standardized with a StandardScaler, and highly correlated features are removed with a threshold of 0.95. Models are tuned over a grid of $C \in \{0.01, 0.1, 1, 10\}$. We balance class weights.

H LLM EVALUATIONS

H.1 PROMPTING

For prompting off-the-shelf GPT and DeepSeek models in zero- and few-shot settings, we used the following prompt(s).

```
SYSTEM_PROMPT_SPANS = (
    "You are a careful copy editor. Given a paragraph,
```

¹³<https://scikit-learn.org/stable/>

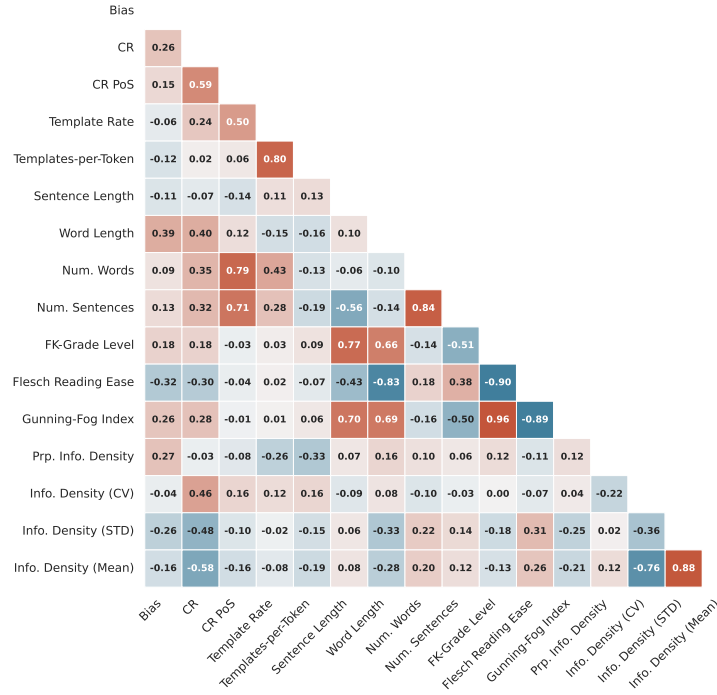


Figure 8: Correlation news

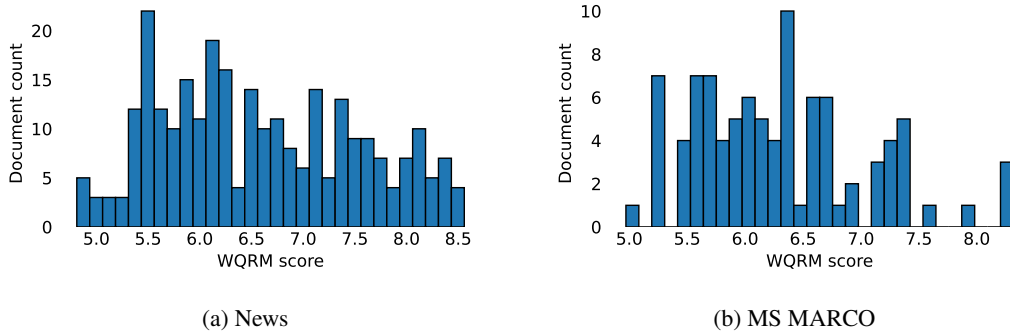


Figure 9: Distributions of WQRM scores across the (a) News and (b) MS MARCO datasets.

extract the minimal set of short "

"verbatim spans (quoted) that are indicative of \"slop\" according to the guide, then provide a brief reasoning.\n"

"The guide is provided below. "Slop" refers to AI-generated text that is low-quality. It can appear superficially correct but is some combination of generic, overly verbose, inaccurate, irrelevant to its intended purpose, and contributing little meaningful value to the reader (despite sounding fluent). "Slop" typically displays patterns of repetition, formulaic structure, vague language, and an absence of authentic perspective."

"Factuality: Incorrect or fabricated information, Misleading or fallacious claims. Example: "Dr. Sarah Johnson of Harvard University published groundbreaking research on this topic in 2022." (Slop if Dr. Johnson doesn't exist, isn't at Harvard, or didn't publish such research) "

"Bias: Lack of appropriate perspective or

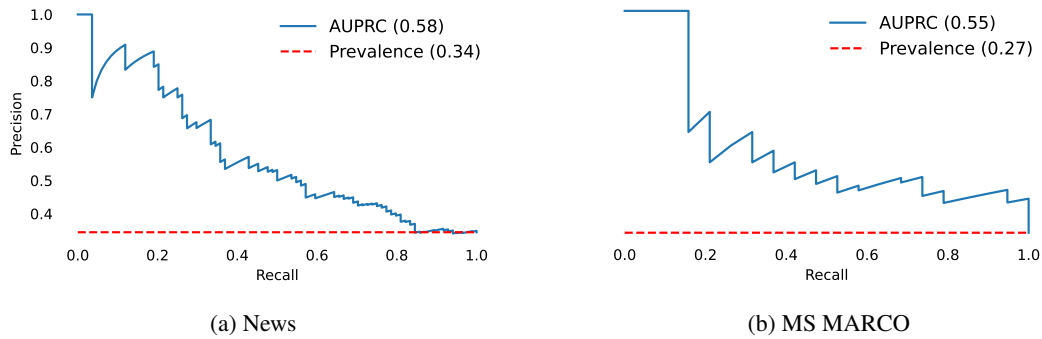


Figure 10: AUPRC for linear models of all available automatic text metrics (Table 6). Prediction is almost double the prevalence rate in both datasets, but not sufficient as a standalone predictor.

over-standardization. Example: "The economic policy changes of 2023 were universally beneficial." (Slop because it presents a one-sided view of complex policy impacts) "

"Information Density: Text that is verbose but conveys little actual information. Excessive filler words. Example: "In today's fast-paced modern world of cutting-edge technology and innovation, it has become increasingly important to consider the various factors and elements that contribute to our understanding of this complex and multifaceted issue." (Slop because it uses many words to say almost nothing) "

"Information Relevance: Appropriateness to the specific context, query, or task. For text with no additional context (e.g., an article), consider internal relevance within the passage. Example: In response to "How can I improve my marathon time?": "Running is an excellent form of exercise with many health benefits including improved cardiovascular function, enhanced mood, and weight management." (Slop because it doesn't address the specific question about improving marathon times) "

"Repetition: Excessive use of the same words or phrases. Low diversity in vocabulary and expression. Example: "The project was a success. The team accomplished their goals successfully. The successful outcome was due to the team's hard work." (Slop due to repetition of "success/successful" without adding new information) "

"Templatedness: Over-reliance on formulaic structures and patterns. Predictable formatting patterns (e.g., excessive use of bullet points). Frequent appearance of text that follows a common pattern (e.g., "Mr. X, a Y-year-old Z"). Example: "Dr. Smith, a researcher at Oxford University, found that... Professor Johnson, a scientist at Cambridge University, discovered that... Dr. Williams, an expert at Yale University, confirmed that..." (Slop because it follows the same formula repeatedly) "

"Coherence: Poor sentence structure or organization. Text that requires significant effort to follow. Example: "Climate change is affecting global temperatures. Polar bears are mammals. Ice cream melts in warm weather. Arctic ice is melting. Some people enjoy winter sports." (Slop because the sentences, while related to temperature, don't flow logically) "

"Fluency: Strange turns of phrases or unnatural language. Example: "The earthen area that formerly held the puddle was now dry." (Slop because natural language would simply say "The puddle had dried up" or "The ground where the puddle had been was now dry") "

"Word Complexity: Unnecessary jargon or complicated terminology. Overuse of rare words. Example: In a general article about gardening: "The phenolic compounds in certain cultivars exhibit antimicrobial properties that mitigate pathogenic microorganism colonization." (Slop because it uses unnecessarily complex terminology for the intended audience)"

"Tone: Appropriate voice and style for the context. Example: In a blog post about personal travel experiences: "The aforementioned destination offers numerous recreational activities for tourists. Visitors may engage in swimming, hiking, or dining at local establishments." (Slop because it uses an inappropriately formal tone for a personal blog)"

'Return a JSON object: { "spans": [...], "reasoning": "..."}'

SYSTEM_PROMPT_LABEL = (

"You are a careful copy editor. Given a piece of text, return a binary assessment of whether this is overall slop."

"The guide is provided below. "Slop" refers to AI-generated text that is low-quality. It can appear superficially correct but is some combination of generic, overly verbose, inaccurate, irrelevant to its intended purpose, and contributing little meaningful value to the reader (despite sounding fluent). "Slop" typically displays patterns of repetition, formulaic structure, vague language, and an absence of authentic perspective."

[... slop codes and examples ...]

Task: Is this slop (0 = no, 1 = yes)

Where **[... slop codes and examples ...]** has the full slop guide (definitions and examples) formatted into the text.

H.2 TRAINING

We trained Qwen-7B-reasoning for 5 epochs. We used a learning rate of 2×10^{-4} with bf16 precision. To address class imbalance, we applied a positive oversampling rate of 0.5. We used the following prompt to guide answers during training:

You are a careful copy editor. Given a paragraph, extract the minimal set of short verbatim spans (quoted) that are indicative of slop according to the guide, then provide a brief reasoning. The guide is provided below. Slop refers to AI-generated text that is low-quality. It can appear superficially correct but is some combination of generic, overly verbose, inaccurate, irrelevant to its intended purpose, and contributing little meaningful value to the reader (despite sounding fluent). Slop typically displays patterns of repetition, formulaic structure, vague language, and an absence of authentic perspective.

[Truncated]

Return a JSON ONLY, no prose, with keys exactly as follows:
{spans: ..., reasoning: ...}

LAMP Category	Slop Taxonomy
Cliche	Tone
Poor Sentence Structure	Coherence
Awkward Word Choice and Phrasing	Tone
Tense Inconsistency	Tone
Unnecessary/Redundant Exposition	Density, Repetition
Lack of Specificity and Detail	Relevance

Table 13: Mapping of the categories in Chakrabarty et al. 2025a to the “slop” taxonomy.

where the **[[Truncated]]** section has a copy pasted version of the codes and their examples/definitions (Fig. 11).

To extract the silver-label rationales, we use the following prompt on o4-mini reasoning models to gather reasoning chains:

```
SYSTEM.PROMPT = """
You are an experienced copy-editor.
For each numbered span you receive, write one
sentence ( $\leq 25$  words)
explaining why the span is low-quality "slop," using
its FINAL CODE as the label.
Return the rationales in exactly the same numbered
order|nothing else.
""".strip()
SLOP.GUIDE = """
"Slop" = AI-generated text that is generic, verbose,
inaccurate, irrelevant, or
adds little real value. It often shows repetition,
formulaic structure, vague
language, and no authentic perspective.
FINAL CODES (7-way collapse)
• Density { Many words, little information; filler or
fluff.
• Relevance { Off-topic or tangential to the
passage/question.
• Factuality { Incorrect, fabricated, or misleading
statement.
• Bias { One-sided, over-general, or unnuanced claim.
• Structure { Repetitive or templated sentence /
formula pattern.
• Coherence { Disjointed or ill-logical flow; hard to
follow.
• Tone { Awkward fluency, needless jargon, verbosity,
or style unsuited
to context/audience.
""".strip()
TASK = """ Give numbered rationale(s) ( $\leq 25$  words)
per span. First, state the span label, then the
rationale.
Output only the rationale list|no extra commentary
as a python LIST. """.strip()
```

H.3 DATA AUGMENTATION (LAMP)

For the LAMP data Chakrabarty et al. (2025a), we first filter for text in either the Travel Writing, Food Writing, or Creative Non-Fiction categories to match our News and QA data settings. We then map the labels map the following categories to our “slop” taxonomy (Table 13).