

COLT: Enhancing Video Large Language Models with Continual Tool Usage

Yuyang Liu, Xinyuan Shi, Bang Yang, Peilin Zhou, Jiahua Dong, Long Chen, Ian Reid, Xiaodan Liang

¹Mohamed bin Zayed University of Artificial Intelligence
Masdar City, Abu Dhabi, United Arab Emirates

Abstract

The success of Large Language Models (LLMs) has significantly propelled the research of video understanding. To harvest the benefits of well-trained expert models (*i.e.*, tool), video LLMs prioritize the exploration of tool usage capabilities. Existing methods either prompt closed-source LLMs or employ the instruction tuning paradigm for tool-use finetuning. These methods, however, assume an established repository of *fixed* tools and struggle to generalize to real-world environments where tool data is perpetually evolving and streaming in. To this end, we propose to enhance open-source video LLMs with COntinuaL Tool usage (termed COLT), which automatically acquires tool-use ability in a successive tool stream without suffering “catastrophic forgetting” of the past learned tools. Specifically, our COLT incorporates a learnable tool codebook as a tool-specific memory system. Then relevant tools are dynamically selected based on the similarity between user instruction and tool features within the codebook. To unleash the tool usage potential of video LLMs, we collect a video-centric tool-use instruction tuning dataset VideoToolBench. Extensive experiments on both previous video LLM benchmarks and the tool-use-specific VideoToolBench dataset demonstrate the state-of-the-art performance of our proposed COLT.

Introduction

Large Language Models (LLMs), *e.g.*, GPT (Achiam et al. 2023; Brown et al. 2020), PaLM (Anil et al. 2023) and LLaMA (Touvron et al. 2023a,b), have exhibited remarkable success in understanding user instructions, aligning with human intents and generating trustworthy responses. Taking one step further, recent endeavors in multi-modal LLMs (Li et al. 2023a; Alayrac et al. 2022; Zhu et al. 2023b; Liu et al. 2024a; Zhang et al. 2023a; Wu et al. 2023; Li et al. 2024b; Zhan et al. 2024) augment LLMs with the capacity of multi-modal perception, which has aroused significant research interest within the academic community and beyond.

Despite the progress in image-based LLMs, advancing LLMs’ capacity to comprehend video data (Lin et al. 2023a; Zhang, Li, and Bing 2023; Li et al. 2023b; Maaz et al. 2023; Li, Wang, and Jia 2023; Jin et al. 2024; Munasinghe et al. 2023; Liu et al. 2024b; Lin et al. 2023c; Jin et al.

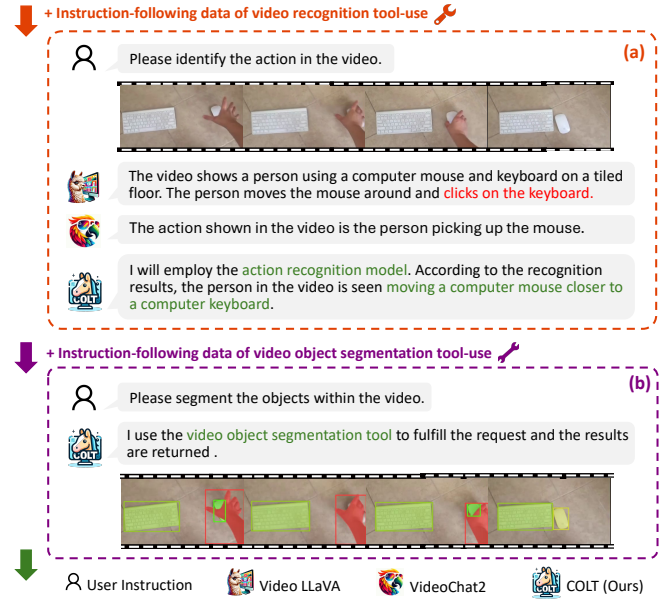


Figure 1: Our proposed COLT continually learns to invoke tools from tool-stream data without catastrophic forgetting. Benefiting from tool usage, COLT (a) is adept at dynamic content understanding and (b) supports flexible generation compared to existing methods (Lin et al. 2023a; Li et al. 2023c). The incorrect parts of responses are marked in red.

2023; Liu et al. 2023b) still remains a demanding pursuit. The overwhelming majority of video LLM methods follow the instruction-tuning paradigm. Building upon open-source LLMs (Chiang et al. 2023; Touvron et al. 2023a,b), they entail end-to-end training on the instruction-tuning dataset generated by GPT (Achiam et al. 2023; Brown et al. 2020). These methods, however, demonstrate limited ability to comprehend video actions and present responses with hallucinations (*e.g.*, non-existent “keyboard click” actions). Besides, most of them lack the capability of *any-to-any* generation, *e.g.*, video object segmentation in Figure 1 (b).

To alleviate this, agent-based methods (Gao et al. 2023; Qin et al. 2023; Yang et al. 2024b; Fan et al. 2024; Wang et al. 2024b) are introduced to advocate the tool-use capabilities of LLMs. As shown in Figure 2 (a), they mostly bootstrap closed-source LLMs (Achiam et al. 2023; Brown

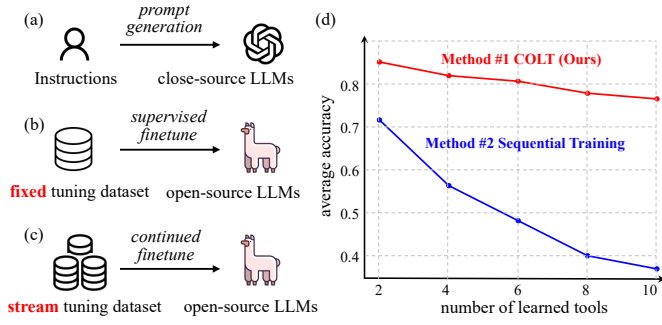


Figure 2: (a) **Agent-based methods** bootstrap closed-source LLMs via delicately designed prompts; (b) Instruction tuning with **fixed** tool-use dataset; (c) Instruction tuning with **stream** tool-use dataset (Ours); (d) **Average tool calling accuracy on VideoToolBench vs. # learned tools**. Sequential training denotes training on a sequence of tasks independently, one after the other.

et al. 2020) to decompose the user instructions into more manageable sub-tasks and incorporate external tools to assist. These training-free methods require delicately designed prompts and lengthy context windows for instructions (Liu et al. 2023c). Instead, recent attempts (Liu et al. 2023c; Qin et al. 2023) explore developing tool-specific instruction tuning data and elicit the tool-use capabilities of open-source LLMs (c.f. Figure 2 (b)). However, these methods typically assume a pre-set repository containing fixed tools, which is difficult to generalize into the real-world scenario where tool data arrives in a never-ending stream. In such case, the conventional sequential training, *i.e.*, training on new data with the pre-trained weights on the previous tool data as initialization, leads to significant catastrophic forgetting. of prior tool-usage knowledge. For example in Figure 2 (d), the tool-call accuracy of sequential training rapidly decreases as the number of tools learned increases.

In this paper, we propose to enhance open-source video LLMs with **C**ontinual **T**ool usage (dubbed as **COLT**). By “continual”, we mean that video LLMs possess the inherent capacity to learn and automatically activate tool functionality in a successive tool-stream format. To achieve this, two critical issues arise: 1) *how to build* a tool-specific memory to mitigate catastrophic forgetting of past knowledge? One intuitive idea is to store a few past tool data and replay them with the new tool data for continual training. However, the requisite memory expands proportionally with the increase in the number of tools and previous data may be unavailable due to privacy constraints. Instead, we set up a *tool codebook* consisting of learnable prompts to store tool-specific information in a more concise manner; 2) *how to exploit* relevant tools based on input user instructions? For tool activation, we compute the cosine similarity between the embedded user instructions and each prompt within the tool codebook. The highest-response prompts are then selected to “instruct” the model to invoke appropriate tools.

Although several video LLM benchmarks (Maaz et al. 2023; Li et al. 2023c) have been proposed, the community still lacks the benchmark for video-centric tool-use instruc-

tion tuning. To this end, we collect **VideoToolBench** to facilitate tool-use capabilities for open-source video LLMs. Specifically, we collect a set of video specialist models and prompt GPT (Achiam et al. 2023) to generate diverse instructions for tool calls. Then the tool execution results are used to form the instruction-following dataset. Due to our continual learning setting, the tool list can be easily extended, making our COLT a lifelong learning video LLM.

In summary, our contributions are in three-folds:

- We proposed COLT, a video LLM with continual tool usage. By maintaining a tool codebook, COLT incrementally learns new tools without catastrophic forgetting.
- A tool-using instruction-following dataset VideoToolBench is introduced to unlock the potential for tool usage within video LLMs.
- Experiments on both existing video LLM benchmarks and VideoToolBench have manifested the state-of-the-art performance of COLT. For example on MSRVT-QA (Chen and Dolan 2011), our COLT boosts the previous SOTA method (Li et al. 2023c) by 8.2% on the accuracy of zero-shot video-question answering.

Related Work

Video LLMs. Recent successes of LLMs (Achiam et al. 2023; Anil et al. 2023) have shed light on the burgeoning proliferation of video LLMs (Lin et al. 2023a; Maaz et al. 2023; Gao et al. 2023). The mainstream video LLMs follow the instruction-tuning paradigm. Building upon open-source LLMs (Chiang et al. 2023; Touvron et al. 2023a,b), this kind of methods adapts the pre-trained video features into LLM understandable representations via multi-layer perception projector (Lin et al. 2023a; Maaz et al. 2023; Li, Wang, and Jia 2023; Munasinghe et al. 2023; Liu et al. 2024b; Jin et al. 2023; Liu et al. 2023b), Q-former (Zhang, Li, and Bing 2023; Li et al. 2023b), or discretization tokenizer (Jin et al. 2024). These methods, however, fail to generalize to broader video understanding tasks which may require flexible input and output formats (Wu et al. 2023; Zhan et al. 2024). Several methods attempt to achieve this by employing additional functional modules (Jin et al. 2024; Munasinghe et al. 2023) (*e.g.*, grounding (Munasinghe et al. 2023) or diffusion modules (Jin et al. 2024)), which is not flexible enough to adapt to diverse video understanding needs. To this end, another stream of agent-based methods (Gao et al. 2023; Qin et al. 2023; Yang et al. 2024b; Fan et al. 2024; Wang et al. 2024b) is proposed, where multi-modal agents mostly bootstrap closed-source LLM (Achiam et al. 2023; Brown et al. 2020) to decompose solution paths and call external tools. This kind of method relies heavily on delicately designed prompts and may fail to acquire the usage of a novel tool. Therefore, how to implement automatic invocation of related tools in video LLMs under a non-stationary tool stream remains to be solved. This paper combines the strengths of the above two methodologies to empower video LLMs with automatic and continual tool-use ability.

Continual Learning. Continual learning (Wang et al. 2024a; Lee et al. 2017; McCloskey and Cohen 1989) refers to the ability to incrementally acquire, update, and accu-

multitask knowledge throughout the model lifetime without catastrophically forgetting previously learned information. Conceptually, four varieties of methodologies are posited. Regularization-based approaches (Kirkpatrick et al. 2017; Li and Hoiem 2017; Feng, Wang, and Yuan 2022; Yang et al. 2024a) strike the balance between the old and new tasks by adding explicit regularization terms. Architecture-based approaches (Yoon et al. 2018; Li et al. 2019; Ke, Liu, and Huang 2020) isolate model parameters for different tasks. Rehearsal-based methods (Bonicelli et al. 2022; Chen and Chang 2023; Lin et al. 2023b) typically use a memory buffer to store several training samples from previous classes, which are used to approximate and recover old data distributions. Prompt-based methods (Wang et al. 2022c; Smith et al. 2023; Wang et al. 2022b; Li et al. 2024a) usually construct task-adaptive prompts and select appropriate prompts during inference. This kind of method is rehearsal-free and thus more computationally efficient. L2P (Wang et al. 2022c) introduces the concept of prompt pool and select prompts by a query-key mechanism. To overcome the separate optimization issue of L2P (Wang et al. 2022c), CODA-Prompt (Smith et al. 2023) assembles learnable prompts with input-conditioned weights. DualPrompt (Wang et al. 2022b) and KC-Prompt (Li et al. 2024a) set up prompt pools to respectively encode task-invariant and tasks-specific knowledge.

Borrowing the favorable rehearsal-free merit, our COLT inventively devises a video LLM with the continual tool-use learning capability. We differ from current prompt-based methods (Wang et al. 2022c; Smith et al. 2023; Wang et al. 2022b; Li et al. 2024a) in the following two aspects. Firstly, our focus is on the more complex task of multi-modal language generation as opposed to the basic image classification task. Secondly, our COLT employs straight-through (Van Den Oord, Vinyals et al. 2017; Bengio, Léonard, and Courville 2013) gradient estimation to mitigate the optimization challenges encountered in previous prompt-based approaches (Wang et al. 2022c; Smith et al. 2023; Wang et al. 2022b; Li et al. 2024a).

Dataset Construction

Dataset Structure. Each instance in VideoToolBench contains two rounds of conversations between human and gpt. The first round includes human instructions related to the video content and the LLM responses on choosing appropriate tools; The second round contains the execution results of the corresponding tools and the final responses from LLMs. Specifically, we follow (Yao et al. 2022; Yang et al. 2023; Liu et al. 2023c) to unify the response format of GPT into three fields including thought, action and value to mimic human-like task-solving procedure.

Dataset Construction. This dataset is constructed using GPT-3.5-turbo (Achiam et al. 2023) with self-instruction. The involved tools¹ incorporate both video understanding and generation tasks. The prompt and in-context learning cases are available in supplementary materials. As shown

¹In this paper, we use *tool* to represent the general skills and *specialist model* to denote the specific model.

Table 1: **Tool repository** of the proposed VideoToolBench including single and compositional tools.

	Tool	Specialist Model
single tool	Action Recognition (AR)	VideoMAE (Tong et al. 2022)
	Dense Video Caption (DVC)	PDVC (Wang et al. 2021)
	Temporal Action Localization (TAL)	InternVideo (Wang et al. 2022a)
	Optical Character Recognition (OCR)	EasyOCR (JaidedAI 2023)
	Automatic Speech Recognition (ASR)	Whisper (Radford et al. 2023)
	Video Relation Detection (VRD)	VidVRD (Shang et al. 2017)
	Video Object Segmentation (VOS)	VisTR (Wang et al. 2021)
	Text-to-Video Generation (T2V)	T2V (Khachatryan et al. 2023)
multi.	AR + ASR	VideoMAE + Whisper
	AR + VOS	VideoMAE + VisTR

in Table 1, we collect ten tools including eight single tool and two compositional tool. The tool list can be easily extended using a similar dataset construction manner. We initially generate 5,000 instruction-following samples for each tool. We conduct both data format checks and manual verification of semantic meanings to filter out error data. After a thorough examination, the dataset is partitioned into distinct training and testing splits, adhering to a proportionality ratio of 9:1. The full statistics of the final VideoToolBench are summarized in supplementary materials.

Method

Our COLT learns the continual tool usage from the stream instruction-tuning dataset $\{\mathcal{D}^t\}_{t=1}^T$, each \mathcal{D}^t containing triplets of the visual data \mathbf{X}_v^t , user instructions \mathbf{X}_w^t and the response sequence \mathbf{X}_a^t . For clarity, we elaborate on the architecture and training strategy for one single dataset \mathcal{D}^t and the superscripts of \mathbf{X}_v^t , \mathbf{X}_w^t and \mathbf{X}_a^t are omitted.

Architecture

Visual & Textual Embedding. Following (Lin et al. 2023a), we adopt LanguageBind (Zhu et al. 2023a) vision encoder $g(\cdot)$ to extract visual features. Then a linear projection layer $f_\delta(\cdot)$ parameterized by δ is applied to compress the visual information into LLM understandable feature space.

$$\mathbf{H}_v = f_\delta(g(\mathbf{X}_v)), \quad (1)$$

where $\mathbf{H}_v \in \mathbb{R}^{P \times C}$ denotes the visual embeddings, with P and C respectively representing the patch number and the feature dimension. For input user instructions \mathbf{X}_w , we adopt the widely used BPE tokenizer (Sennrich, Haddow, and Birch 2016) to obtain the textual embeddings $\mathbf{H}_w \in \mathbb{R}^{S \times C}$, where S is the textual token number.

Tool Codebook & Query Encoder. As shown in Figure 3, we set up a tool codebook \mathbf{P} as the tool-specific memory for continual tool usage. The codebook consists of N learnable tool prompts, *i.e.*, $\mathbf{P} = \{\mathbf{P}_n\}_{n=1}^N$ with $\mathbf{P}_n \in \mathbb{R}^{C \times 1}$. For each input user instruction \mathbf{X}_q , we aim to retrieve relevant tool prompts from the codebook. To achieve this, a query encoder f_β with parameters β is firstly employed to encode user instructions \mathbf{X}_q into $\mathbf{H}_q \in \mathbb{R}^{C \times 1}$. Then, we compute the cosine similarities between the query embedding \mathbf{H}_q and each tool prompt \mathbf{P}_n , $n \in \{1, 2, \dots, N\}$. The tool prompts with top- K highest similarity scores are selected.

$$n^* = \arg \text{topk}_{n \in [1, N]} (\mathbf{P}_n^\top \cdot \mathbf{H}_q), \quad (2)$$

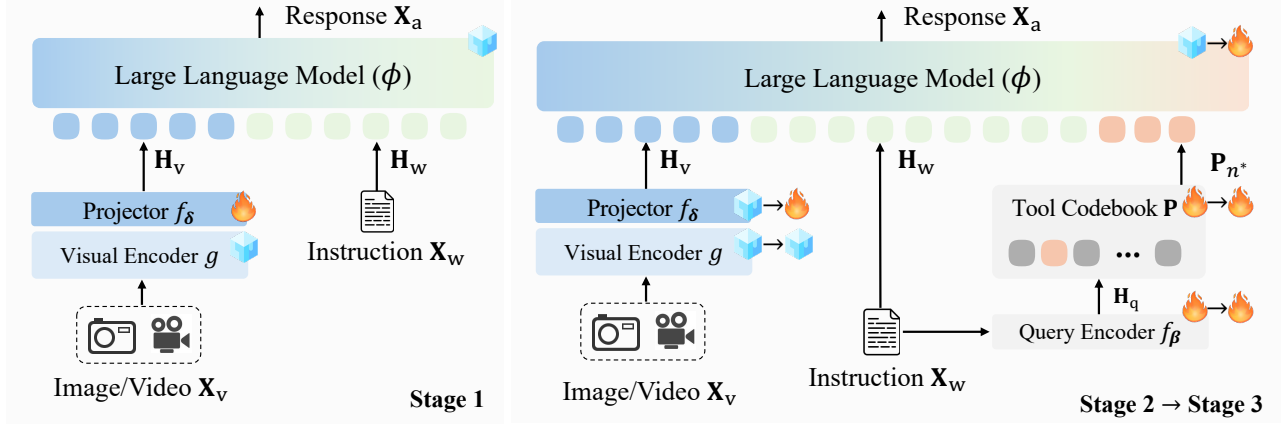


Figure 3: **An overview of COLT.** Stage 1 aligns the visual and textual modalities through the individual training of the linear projector f_δ ; In stage 2 and stage 3, the prompt within tool codebook \mathbf{P} is adaptively selected according to the cosine similarity with the query feature \mathbf{H}_q .

where n^* is the selected tool prompt index. Then each \mathbf{P}_{n^*} is concatenated with the video feature \mathbf{H}_v and user instruction features \mathbf{H}_w and fed into LLMs. The hint contained in the codebook helps alleviate the catastrophic forgetting when facing the tool stream data.

Training

The proposed COLT adopts a three-stage training methodology, with each stage featuring unique trainable parameters θ and loss functions.

Stage 1: Video-to-text Alignment. This stage aims to train the projection layer f_δ parameterized by δ , which acts as a visual tokenizer to align visual signals with pre-trained LLM word embedding. As shown in Figure 3, we freeze all the weights except the projection layer in this stage, *i.e.*, trainable parameters $\theta = \delta$. Given the predicted response sequence $\mathbf{X}_a = \{\mathbf{X}_a^1, \mathbf{X}_a^2, \dots, \mathbf{X}_a^L\}$ of length L , we use the vanilla auto-regressive language modeling (LM) loss to supervise this stage of training:

$$\mathcal{L} = \mathcal{L}_{\text{LM}} = -\frac{1}{L} \sum_{i=1}^L \log p_\theta(\mathbf{X}_a^i | \mathbf{H}_v, \mathbf{H}_w, \mathbf{X}_a^{<i}), \quad (3)$$

where $\mathbf{X}_a^{<i}$ is the response tokens before the i -th token.

Stage 2: Tool Codebook Pre-training. In this stage, we pre-train the tool codebook \mathbf{P} and the query encoder f_β while keeping the other parts frozen, *i.e.*, the trainable parameters are $\theta = \{\mathbf{P}, \beta\}$. We firstly select the appropriate tool prompt \mathbf{P}_{n^*} via Eq.(2). Then \mathbf{P}_{n^*} serves as an additional condition for language modeling as follows:

$$\mathcal{L}'_{\text{LM}} = -\frac{1}{L} \sum_{i=1}^L \log p_\theta(\mathbf{X}_a^i | \mathbf{H}_v, \mathbf{H}_w, \mathbf{P}_{n^*}, \mathbf{X}_a^{<i}), \quad (4)$$

where \mathbf{X}_a^i and $\mathbf{X}_a^{<i}$ is as defined in Eq. (3). However, directly optimizing \mathcal{L}'_{LM} will truncate the gradients w.r.t the query encoder f_β due to the non-derivable $\arg \text{topk}$ operation in Eq. (2). Therefore, we resort to the straight-through estimator (Van Den Oord, Vinyals et al. 2017; Bengio, Léonard, and Courville 2013) to approximate the gradient

computation and define the overall loss function as follows:

$$\mathcal{L} = \mathcal{L}'_{\text{LM}} + \lambda_1 \underbrace{\|\text{sg}[\mathbf{H}_w] - \mathbf{P}_{n^*}\|_2^2}_{\mathcal{L}_q} + \lambda_2 \underbrace{\|\mathbf{H}_w - \text{sg}[\mathbf{P}_{n^*}]\|_2^2}_{\mathcal{L}_c}, \quad (5)$$

where $\text{sg}[\cdot]$ stands for the stop-gradient operator that acts as an identity in the forward process and has zero partial derivatives during backward propagation. \mathcal{L}_q is the quantization loss for codebook update by forcing \mathbf{P} towards the user instruction embeddings \mathbf{H}_w , \mathcal{L}_c is the commitment loss to prevent unrestricted update of codebook embeddings, λ_1 and λ_2 are the balancing weights.

Stage 3: End-to-end Fine-tuning. We keep the vision encoder $g(\cdot)$ frozen and finetune remaining parts including the projection layer f_δ , tool codebook \mathbf{P} , textual encoder f_β and LLM parameterized by ϕ , *i.e.*, the trainable parameters are $\theta = \{\delta, \mathbf{P}, \beta, \phi\}$. The training loss is the same as Eq. (5).

Experiments

Experimental Settings

Training Datasets. In the first stage, we follow Video LLaVA (Lin et al. 2023a) to use LAION-CC-SBU image subset (Schuhmann et al. 2021) and the filtered CC3M video dataset (Changpinyo et al. 2021) for video-to-text alignment. For the second and third stage, we use the combined dataset of 665K image-text instruction data from LLaVA v1.5 (Liu et al. 2023a) and 100K video-text instruction data from Video-ChatGPT (Maaz et al. 2023). The tool-use instruction data of our collected VideoToolBench is introduced into continual training sequentially. To ensure conformity in data formatting, we reformat all the instruction tuning datasets to the thought-action-value pattern. Refer to supplementary materials for more details.

Implementation Details. For vision encoder $g(\cdot)$, we choose pre-trained LanguageBind (Zhu et al. 2023a) with ViT-L/14 (Dosovitskiy et al. 2020). The text tokenizer is derived from LLaMA (Touvron et al. 2023a) with a vocabulary size of 32,000 and Vicuna-7B v1.5 (Chiang et al. 2023) is employed as the large language model. We uniformly sample 8 frames from each video and each frame is resized to

Table 2: **Comparisons with state-of-the-art methods on zero-shot video-question answering.** “Acc.” denotes accuracy (%) and “Score” denotes the relative score from 0 to 5 assigned by GPT (Brown et al. 2020). The best performance is in **bold** and the second best is underlined. The backend LLMs include Vicuna-7B (Chiang et al. 2023) and LLaMA-7B (Touvron et al. 2023a).

Method	LLM	MSVD-QA		MSRVTT-QA		ActivityNet-QA	
		Acc.	Score	Acc.	Score	Acc.	Score
Video-LLaMA (Zhang, Li, and Bing 2023)	Vicuna-7B	51.6	2.5	29.6	1.8	12.4	1.1
VideoChat (Li et al. 2023b)	Vicuna-7B	56.3	2.8	45.0	2.5	26.5	2.2
Video-ChatGPT (Maaz et al. 2023)	Vicuna-7B	64.9	3.3	49.3	2.8	35.2	2.7
BT-Adapter (Liu et al. 2023b)	Vicuna-7B	67.5	3.7	57.0	3.2	45.7	3.2
LLaMA-VID (Li, Wang, and Jia 2023)	Vicuna-7B	69.7	3.7	57.7	3.2	47.4	3.3
LLaMA-VID (Li, Wang, and Jia 2023)	Vicuna-13B	70.0	3.7	58.9	3.3	47.5	3.3
Video-LLaVA (Lin et al. 2023a)	Vicuna-7B	70.7	3.9	59.2	3.5	45.3	3.3
Chat-UniVi (Jin et al. 2023)	Vicuna-7B	65.0	3.6	54.6	3.1	45.8	3.2
LLaMA-Adapter (Zhang et al. 2023b)	LLaMA-7B	54.9	3.1	43.8	2.7	34.2	2.7
VideoChat2 (Li et al. 2023c)	Vicuna-7B	70.0	3.9	54.1	3.3	49.1	3.3
ST-LLM (Liu et al. 2024b)	Vicuna-7B	74.6	3.9	63.2	3.4	50.9	3.3
COLT _{joint} (Ours)	Vicuna-7B	78.2	4.2	65.1	3.6	54.7	3.8
COLT _{5×2} (Ours)	Vicuna-7B	<u>75.5</u>	<u>3.9</u>	<u>63.9</u>	<u>3.5</u>	<u>52.5</u>	<u>3.5</u>
COLT _{10×1} (Ours)	Vicuna-7B	74.7	3.9	63.0	3.4	51.2	3.4

224×224 . We set the batch size to 256 for the first stage and 128 for the second and third stage. AdamW optimizer is used with a cosine decay schedule. We set learning rate to 1×10^{-4} , 1×10^{-4} , and 1×10^{-5} for three stage training, respectively. The balancing weight λ_1 and λ_2 in Eq. (5) are set to 1 and 0.25. The codebook size N and selected prompt number K is set to 50 and 3, respectively.

Comparisons with Video LLMs

We set up three model variants: **1)** COLT_{5×2} receives five successive groups of data and each group contains data of two tools; **2)** COLT_{10×1} is defined similarly; **3)** COLT_{joint} receives all tool data at once and is trained with all the data collectively. The performance of COLT_{joint} is regarded as the upper-bound of the continual learning counterpart.

Evaluation Benchmarks. Our experiments are carried out on both established video LLM benchmarks and self-built tool-using datasets: **1) zero-shot video-question answering.** We experiment on commonly used open-ended question-answer datasets: MSVD-QA (Chen and Dolan 2011), MSRVTT-QA (Xu et al. 2016), and ActivityNet-QA (Yu et al. 2019). Following (Li et al. 2023b; Lin et al. 2023a), we use GPT-assisted evaluation to assess the model’s capabilities by reporting the accuracy and relative score; **2) MVBench** (Li et al. 2023c). This benchmark consists of 20 demanding video tasks, each comprising 200 samples presented as multiple-choice questions. These tasks offer a thorough and unbiased evaluation of a model’s capacity to comprehend videos. We report the choice accuracy as the metric; **3) VideoToolBench.** We build this dataset to probe the abilities enabled by tool proficiency. Since most existing video LLMs only support textual outputs, we select three tools (*i.e.*, action recognition, video relation detection, and automatic speech recognition) and compare our COLT to state-of-the-art video LLMs (Lin et al. 2023a; Li et al. 2023c,b). The GPT-evaluated accuracy and scores are reported.

Performance Analysis. The comparison results on zero-shot video-question answering, MVBench, and VideoToolBench are summarized in Table 2, Table 3, and Table 5, respectively. We can conclude with the following findings. **1)** Both COLT_{joint} and COLT_{5×2} demonstrate superior performance compared to preceding state-of-the-art methodologies. For example on MSRVTT-QA (*c.f.* Table 2), COLT_{joint} remarkably surpasses the previous best performing method VideoChat2 (Li et al. 2023c) by 8.2% on the metric of accuracy; **2)** On the test set of VideoToolBench (*c.f.* Table 5), our COLT significantly outperforms previous methods by a remarkable margin, which demonstrates that our method is more effective in scenarios that require invoking tools to complete; **3)** Even with a rather lengthy learning curve, COLT_{10×1} still achieves comparable performance with previous SOTA methods; **4)** The performance of COLT_{10×1} is slightly worse than COLT_{5×2}, which is consistent with the intuition that tool learning becomes increasingly challenging when facing a lengthening tool-chain.

Comparisons with Continual Learning Methods

We additionally compare the proposed COLT with popular continual learning methods on VideoToolBench test split to demonstrate the life-long tool-usage learning capability of our method.

Evaluation Metrics. To evaluate how the system retains tool-using knowledge over time, we adapt the conventional continual learning metric (Wang et al. 2024a; Chaudhry et al. 2018) to our tool-using scenario. We set up two metrics: **1) average accuracy** of a specific tool denotes the overall call accuracy during the incremental learning process; **2) average forgetting** is defined as the mean difference between the maximum tool call accuracy throughout the past learning process and the current tool call accuracy. A reduction in the value of average forgetting is indicative of enhanced continual learning capability. Refer to supplementary materials for

Table 3: **Comparisons (%) with state-of-the-art methods on MVBench.** The tasks include Action Sequence (AS), Action Prediction (AP), Action Antonym (AA), Fine-grained Action (FA), Unexpected Action (UA), Object Existence (OE), Object Interaction (OI), Object Shuffle (OS), Moving Direction (MD), Action Localization (AL), Scene Transition (ST), Action Count (AC), Moving Count (MC), Moving Attribute (MA), State Change (SC), Fine-grained Pose (FP), Character Order (CO), Ego-centric Navigation (EN), Episodic Reasoning (ER), Counterfactual Inference (CI), and the average of all 20 metrics (AVG). The best performance is in **bold** and the second best is underlined.

Model	AVG	AS	AP	AA	FA	UA	OE	OI	OS	MD	AL
InstructBLIP (Dai et al. 2024)	32.5	20.0	16.5	46.0	24.5	46.0	51.0	26.0	37.5	22.0	23.0
LLaVA (Liu et al. 2024a)	36.0	28.0	39.5	63.0	30.5	39.0	53.0	41.0	<u>41.5</u>	23.0	20.5
VideoChatGPT (Maaz et al. 2023)	32.7	23.5	26.0	62.0	22.5	26.5	54.0	28.0	40.0	23.0	20.0
VideoLLaMA (Zhang, Li, and Bing 2023)	34.1	27.5	25.5	51.0	29.0	39.0	48.0	40.5	38.0	22.5	22.5
VideoChat (Li et al. 2023b)	35.5	33.5	26.5	56.0	33.5	40.5	53.0	40.5	30.0	25.5	27.0
VideoChat2 _{text} (Li et al. 2023c)	34.7	24.5	27.0	49.5	27.0	38.0	53.0	28.0	40.0	25.5	27.0
VideoChat2 (Li et al. 2023c)	51.1	66.0	47.5	83.5	49.5	<u>60.0</u>	58.0	71.5	42.5	23.0	23.0
GPT-4V (OpenAI 2023)	43.5	55.5	<u>63.5</u>	72.0	<u>46.5</u>	73.5	18.5	59.0	29.5	12.0	40.5
COLT _{joint} (Ours)	53.4	<u>64.0</u>	65.0	<u>77.0</u>	44.5	54.5	75.5	<u>70.0</u>	34.0	36.5	<u>33.0</u>
COLT _{5×2} (Ours)	<u>51.8</u>	62.0	61.0	75.0	42.5	52.5	<u>74.5</u>	69.0	33.5	<u>35.0</u>	32.0
COLT _{10×1} (Ours)	50.6	60.0	60.5	73.5	42.0	51.5	73.5	68.5	32.5	33.0	30.0

Model	AVG	ST	AC	MC	MA	SC	FP	CO	EN	ER	CI
InstructBLIP (Dai et al. 2024)	32.5	46.5	42.5	26.5	40.5	32.0	25.5	30.0	25.5	30.5	38.0
LLaVA (Liu et al. 2024a)	36.0	45.0	34.0	20.5	38.5	<u>47.0</u>	25.0	36.0	27.0	26.5	42.0
VideoChatGPT (Maaz et al. 2023)	32.7	31.0	30.5	25.5	39.5	48.5	29.0	33.0	29.5	26.0	35.5
VideoLLaMA (Zhang, Li, and Bing 2023)	34.1	43.0	34.0	22.5	32.5	45.5	32.5	40.0	30.0	21.0	37.0
VideoChat (Li et al. 2023b)	35.5	48.5	35.0	20.5	42.5	46.0	26.5	41.0	23.5	23.5	36.0
VideoChat2 _{text} (Li et al. 2023c)	34.7	38.5	<u>41.5</u>	27.5	32.5	46.5	26.5	36.0	33.0	32.0	40.0
VideoChat2 (Li et al. 2023c)	51.1	88.5	39.0	42.0	58.5	44.0	49.0	36.5	35.0	40.5	65.5
GPT-4V (OpenAI 2023)	43.5	83.5	39.0	12.0	22.5	45.0	<u>47.5</u>	52.0	31.0	59.0	11.0
COLT _{joint} (Ours)	53.4	<u>88.0</u>	37.5	53.5	75.5	35.5	42.5	<u>48.0</u>	<u>34.5</u>	<u>42.0</u>	<u>57.5</u>
COLT _{5×2} (Ours)	<u>51.8</u>	87.0	37.0	<u>52.5</u>	<u>72.0</u>	33.0	40.5	<u>48.0</u>	33.5	40.5	55.0
COLT _{10×1} (Ours)	50.6	86.0	36.0	51.5	71.5	31.5	39.5	47.5	32.0	38.0	54.0

the formula and detailed explanations.

Compared Methods. We set comparison experiments as follows: 1) *Sequential training*: training on new data with the pre-trained weights on previous tool data as initialization; 2) *Rehearsal training*: replay past tool data (*i.e.*, “buffer”) and combine them with new data. Buffer size is respectively set to 10/30/50 for each tool in experiments; 3) Popular continual learning methods including L2P (Wang et al. 2022c), Dual (Wang et al. 2022b) and CODA (Smith et al. 2023).

Performance Analysis. We conduct experiments in two settings, *i.e.*, five/ten groups with two/one tools per group. The comparison results in Table 6 reveal that our proposed COLT consistently exhibits superior performance in both average accuracy and forgetting across both settings. For example, COLT outperforms CODA (Smith et al. 2023) by 3.5% on average accuracy under the group number of five, highlighting its adeptness in mitigating the deleterious catastrophic forgetting.

Ablation Studies

We conduct extensive ablation studies to provide more insights into our proposed COLT. The experiments are conducted on MVBench (Li et al. 2023c) with the continual

learning model variant COLT_{5×2}.

Ablation on Training Strategies. Our COLT adopts a three-stage training pipeline. We conduct ablation studies on the training process by respectively skipping the second and third stages of training. The comparison results on MVBench (Li et al. 2023c) in Table 4a demonstrate that both stages are crucial to the final performance, *e.g.*, skipping the second stage leads to a 1.4% drop in average scores.

Ablation on Training Loss. We use the straight-through estimator (Van Den Oord, Vinyals et al. 2017; Bengio, Léonard, and Courville 2013) for the training of stage 2 and stage 3 (*c.f.* Eq. (5)), which contains the quantisation loss \mathcal{L}_q and commitment loss \mathcal{L}_c to enables the mutual updates between the selected tool prompts and query features. The ablation results in Table 4b underscore the significance of both quantisation loss \mathcal{L}_q and commitment loss \mathcal{L}_c .

Ablation on Prompt Selection. Recall that we select the most matched tool prompts based on the similarity between the textual instruction features and codebook (*i.e.*, *text-codebook*). Here we ablate on the prompt selection based on the *vision-codebook* similarity or the average similarities of both. The results are listed in Table 4c, which showcases that the *text-codebook* similarity is more reliable. That could

Table 4: **Ablations studies on MVBench.** (a) training strategies; (b) training losses; (c) prompt selection mechanisms: T-based and V-based denote tool prompt selection based on text and visual features, respectively; (d) prompt positions.

Stage 2	Stage 3	AVG	\mathcal{L}_q	\mathcal{L}_c	AVG	T-based	V-based	AVG	Position	AVG
✗	✓	50.4	✗	✓	37.7	✗	✓	45.3	<i>tool-vision-text</i>	51.7
✓	✗	49.2	✓	✗	40.3	✓	✗	51.8	<i>vision-tool-text</i>	51.7
✓	✓	51.8	✓	✓	51.8	✓	✓	46.4	<i>vision-text-tool</i>	51.8
(a)			(b)			(c)			(d)	

Table 5: **Comparisons with SOTA methods on test split of VideoToolBench.** AR, VRD, and ASR denote action recognition, video relation detection and automatic speech recognition, respectively. "Acc." denotes accuracy (%) and "Score" denotes the GPT-evaluated score.

Method	AR		VRD		ASR	
	Acc.	Score	Acc.	Score	Acc.	Score
VideoLLaVA	47.7	2.89	6.0	0.82	1.83	0.77
VideoChat2	51.4	3.13	14.0	1.36	3.60	0.87
VideoChat	29.0	2.31	4.5	0.90	2.80	1.28
COLT _{joint}	77.9	3.84	24.0	1.75	24.2	1.95
COLT _{5×2}	74.8	3.60	21.3	1.48	22.6	1.50
COLT _{10×1}	73.5	3.48	19.6	1.27	21.9	1.48

Table 6: **Comparisons (%) with continual learning methods VideoToolBench.** AA and AF denote average accuracy and average forgetting, respectively.

Method	Five Groups		Ten Groups	
	AA↑	AF↓	AA↑	AF↓
Sequential	48.6	35.3	42.3	39.7
Rehearsal (10/Tool)	52.9	32.1	48.2	36.3
Rehearsal (30/Tool)	55.2	30.2	49.3	35.5
Rehearsal (50/Tool)	59.3	27.4	50.2	32.7
L2P (Wang et al. 2022c)	72.4	8.3	65.7	12.4
Dual (Wang et al. 2022b)	75.1	6.9	68.6	7.5
CODA (Smith et al. 2023)	76.3	7.0	71.0	7.2
COLT (Ours)	79.8	5.8	74.7	6.4

be attributed to that it is easier for video LLMs to decide whether to invoke or which specific tool to invoke from the user instructions instead of the input visual data.

Ablation on Tool Prompt Position. We ablate on the insertion position of the tool prompt. We’ve listed three options including *tool-vision-text*, *vision-tool-text*, and *vision-text-tool*, demonstrating placing the tool feature before/between/after the vision and text features, respectively. The findings in Table 4d indicate that the performance is insensitive with regard to the tool prompt position.

Ablation on hyper-parameters. We conduct ablation studies on the codebook size N and the number of selected prompt K . The comparison results are listed in Table 7. As shown, the average performance is positively correlated with the codebook size N and reaches saturation at $T = 50$. The optimal results are achieved when setting $K = 3$.

Visualizations of performance vs. continually intro-

Table 7: **Ablations on hyper-parameters** including the codebook size N and the number of selected prompt K .

N	20	30	40	50	60
AVG	48.4	50.9	51.4	51.8	51.8
K	1	2	3	4	5
AVG	50.8	51.6	51.8	51.3	51.3

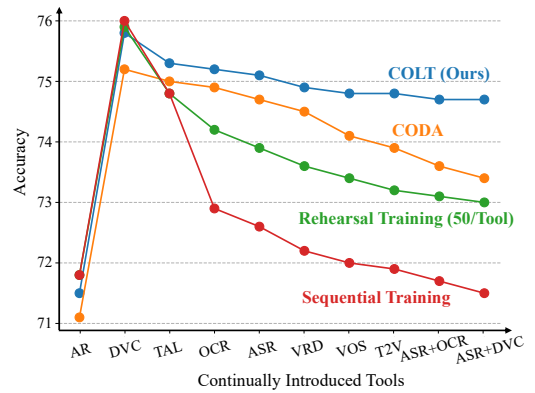


Figure 4: **Accuracy of zero-shot video-question answering on MSVD vs. continually introduced tasks.** The specific tool name for each abbreviation is available in Table 1.

duced tasks. To intuitively show the impact of incrementally introducing tools, we show the phased zero-shot video-question answering performance under different training strategies. Specifically, we report the accuracy score on MSVD-QA dataset in Figure 4. As shown, equipping video LLMs with dense video caption tools leads to the significant performance boost for all four training strategies. Besides, our proposed COLT shows better learning *stability*, i.e., less forgetfulness when faced with new tool data.

Conclusions

In this work, we present COLT which continually learns new tool-using knowledge in a data-stream scenario for general-purpose video understanding. To achieve this, we propose a learnable tool codebook where the specific tool is retrieved and activated according to the similarities with the user instructions. Due to the absence of a video-centric tool-using instruction-tuning dataset within the community, we devised VideoToolBench to address this deficiency and foster the exploration of tool-using capacities of video LLMs. Experimental results indicate that our proposed COLT adeptly in-

vokes the necessary tools with precision, thereby achieving state-of-the-art performance on widely used benchmarks and the proposed VideoToolBench.

References

- Achiam, J.; Adler, S.; Agarwal, S.; Ahmad, L.; Akkaya, I.; Aleman, F. L.; Almeida, D.; Altenschmidt, J.; Altman, S.; Anadkat, S.; et al. 2023. Gpt-4 technical report. *arXiv preprint arXiv:2303.08774*.
- Alayrac, J.-B.; Donahue, J.; Luc, P.; Miech, A.; Barr, I.; Hasson, Y.; Lenc, K.; Mensch, A.; Millican, K.; Reynolds, M.; et al. 2022. Flamingo: a visual language model for few-shot learning. *Advances in neural information processing systems*, 35: 23716–23736.
- Anil, R.; Dai, A. M.; Firat, O.; Johnson, M.; Lepikhin, D.; Passos, A.; Shakeri, S.; Taropa, E.; Bailey, P.; Chen, Z.; et al. 2023. Palm 2 technical report. *arXiv preprint arXiv:2305.10403*.
- Bengio, Y.; Léonard, N.; and Courville, A. 2013. Estimating or propagating gradients through stochastic neurons for conditional computation. *arXiv preprint arXiv:1308.3432*.
- Bonicelli, L.; Boschini, M.; Porrello, A.; Spampinato, C.; and Calderara, S. 2022. On the effectiveness of lipschitz-driven rehearsal in continual learning. *Advances in Neural Information Processing Systems*, 35: 31886–31901.
- Brown, T.; Mann, B.; Ryder, N.; Subbiah, M.; Kaplan, J. D.; Dhariwal, P.; Neelakantan, A.; Shyam, P.; Sastry, G.; Askell, A.; et al. 2020. Language models are few-shot learners. *Advances in neural information processing systems*, 33: 1877–1901.
- Changpinyo, S.; Sharma, P.; Ding, N.; and Soricut, R. 2021. Conceptual 12m: Pushing web-scale image-text pre-training to recognize long-tail visual concepts. In *Proceedings of the IEEE/CVF conference on computer vision and pattern recognition*, 3558–3568.
- Chaudhry, A.; Dokania, P. K.; Ajanthan, T.; and Torr, P. H. 2018. Riemannian walk for incremental learning: Understanding forgetting and intransigence. In *Proceedings of the European conference on computer vision (ECCV)*, 532–547.
- Chen, D.; and Dolan, W. B. 2011. Collecting highly parallel data for paraphrase evaluation. In *Proceedings of the 49th annual meeting of the association for computational linguistics: human language technologies*, 190–200.
- Chen, X.; and Chang, X. 2023. Dynamic residual classifier for class incremental learning. In *Proceedings of the IEEE/CVF International Conference on Computer Vision*, 18743–18752.
- Chiang, W.-L.; Li, Z.; Lin, Z.; Sheng, Y.; Wu, Z.; Zhang, H.; Zheng, L.; Zhuang, S.; Zhuang, Y.; Gonzalez, J. E.; Stoica, I.; and Xing, E. P. 2023. Vicuna: An Open-Source Chatbot Impressing GPT-4 with 90%* ChatGPT Quality.
- Dai, W.; Li, J.; Li, D.; Tiong, A. M. H.; Zhao, J.; Wang, W.; Li, B.; Fung, P. N.; and Hoi, S. 2024. Instructblip: Towards general-purpose vision-language models with instruction tuning. *Advances in Neural Information Processing Systems*, 36.
- Dosovitskiy, A.; Beyer, L.; Kolesnikov, A.; Weissenborn, D.; Zhai, X.; Unterthiner, T.; Dehghani, M.; Minderer, M.; Heigold, G.; Gelly, S.; et al. 2020. An Image is Worth 16x16 Words: Transformers for Image Recognition at Scale. In *International Conference on Learning Representations*.
- Fan, Y.; Ma, X.; Wu, R.; Du, Y.; Li, J.; Gao, Z.; and Li, Q. 2024. VideoAgent: A Memory-augmented Multimodal Agent for Video Understanding. *arXiv preprint arXiv:2403.11481*.
- Feng, T.; Wang, M.; and Yuan, H. 2022. Overcoming catastrophic forgetting in incremental object detection via elastic response distillation. In *Proceedings of the IEEE/CVF Conference on Computer Vision and Pattern Recognition*, 9427–9436.
- Gao, D.; Ji, L.; Zhou, L.; Lin, K. Q.; Chen, J.; Fan, Z.; and Shou, M. Z. 2023. Assistgpt: A general multi-modal assistant that can plan, execute, inspect, and learn. *arXiv preprint arXiv:2306.08640*.
- JaiedAI. 2023. EasyOCR. <https://github.com/JaiedAI/EasyOCR>.
- Jin, P.; Takanobu, R.; Zhang, C.; Cao, X.; and Yuan, L. 2023. Chat-univi: Unified visual representation empowers large language models with image and video understanding. *arXiv preprint arXiv:2311.08046*.
- Jin, Y.; Sun, Z.; Xu, K.; Chen, L.; Jiang, H.; Huang, Q.; Song, C.; Liu, Y.; Zhang, D.; Song, Y.; et al. 2024. Video-LaVIT: Unified Video-Language Pre-training with Decoupled Visual-Motional Tokenization. *arXiv preprint arXiv:2402.03161*.
- Ke, Z.; Liu, B.; and Huang, X. 2020. Continual Learning of a Mixed Sequence of Similar and Dissimilar Tasks. In *Advances in neural information processing systems*, 18493–18504.
- Khachatryan, L.; Movsisyan, A.; Tadevosyan, V.; Henschel, R.; Wang, Z.; Navasardyan, S.; and Shi, H. 2023. Text2video-zero: Text-to-image diffusion models are zero-shot video generators. In *Proceedings of the IEEE/CVF International Conference on Computer Vision*, 15954–15964.
- Kirkpatrick, J.; Pascanu, R.; Rabinowitz, N.; Veness, J.; Desjardins, G.; Rusu, A. A.; Milan, K.; Quan, J.; Ramalho, T.; Grabska-Barwinska, A.; et al. 2017. Overcoming catastrophic forgetting in neural networks. *Proceedings of the national academy of sciences*, 114(13): 3521–3526.
- Lee, S.-W.; Kim, J.-H.; Jun, J.; Ha, J.-W.; and Zhang, B.-T. 2017. Overcoming catastrophic forgetting by incremental moment matching. *Advances in neural information processing systems*, 30.
- Li, J.; Li, D.; Savarese, S.; and Hoi, S. 2023a. Blip-2: Bootstrapping language-image pre-training with frozen image encoders and large language models. In *International conference on machine learning*, 19730–19742. PMLR.
- Li, K.; He, Y.; Wang, Y.; Li, Y.; Wang, W.; Luo, P.; Wang, Y.; Wang, L.; and Qiao, Y. 2023b. Videochat: Chat-centric video understanding. *arXiv preprint arXiv:2305.06355*.

- Li, K.; Wang, Y.; He, Y.; Li, Y.; Wang, Y.; Liu, Y.; Wang, Z.; Xu, J.; Chen, G.; Luo, P.; et al. 2023c. Mvbench: A comprehensive multi-modal video understanding benchmark. *arXiv preprint arXiv:2311.17005*.
- Li, X.; Zhou, Y.; Wu, T.; Socher, R.; and Xiong, C. 2019. Learn to Grow: A Continual Structure Learning Framework for Overcoming Catastrophic Forgetting. In *International Conference on Machine Learning*, 3925–3934.
- Li, Y.; Liu, Y.; Cheng, X.; Zhu, Z.; Li, H.; Yang, B.; and Huang, Z. 2024a. KC-Prompt: End-To-End Knowledge-Complementary Prompting for Rehearsal-Free Continual Learning. In *Proceedings of the IEEE International Conference on Acoustics, Speech and Signal Processing*, 1–5. IEEE.
- Li, Y.; Wang, C.; and Jia, J. 2023. LLaMA-VID: An image is worth 2 tokens in large language models. *arXiv preprint arXiv:2311.17043*.
- Li, Y.; Zhang, Y.; Wang, C.; Zhong, Z.; Chen, Y.; Chu, R.; Liu, S.; and Jia, J. 2024b. Mini-Gemini: Mining the Potential of Multi-modality Vision Language Models. *arXiv preprint arXiv:2403.18814*.
- Li, Z.; and Hoiem, D. 2017. Learning without forgetting. *IEEE transactions on pattern analysis and machine intelligence*, 40(12): 2935–2947.
- Lin, B.; Zhu, B.; Ye, Y.; Ning, M.; Jin, P.; and Yuan, L. 2023a. Video-llava: Learning united visual representation by alignment before projection. *arXiv preprint arXiv:2311.10122*.
- Lin, H.; Zhang, B.; Feng, S.; Li, X.; and Ye, Y. 2023b. PCR: Proxy-based contrastive replay for online class-incremental continual learning. In *Proceedings of the IEEE/CVF Conference on Computer Vision and Pattern Recognition*, 24246–24255.
- Lin, K.; Ahmed, F.; Li, L.; Lin, C.-C.; Azarnasab, E.; Yang, Z.; Wang, J.; Liang, L.; Liu, Z.; Lu, Y.; et al. 2023c. Mm-vid: Advancing video understanding with gpt-4v (ision). *arXiv preprint arXiv:2310.19773*.
- Liu, H.; Li, C.; Li, Y.; and Lee, Y. J. 2023a. Improved Baselines with Visual Instruction Tuning. In *NeurIPS 2023 Workshop on Instruction Tuning and Instruction Following*.
- Liu, H.; Li, C.; Wu, Q.; and Lee, Y. J. 2024a. Visual instruction tuning. *Advances in neural information processing systems*, 36.
- Liu, R.; Li, C.; Ge, Y.; Shan, Y.; Li, T. H.; and Li, G. 2023b. One for all: Video conversation is feasible without video instruction tuning. *arXiv preprint arXiv:2309.15785*.
- Liu, R.; Li, C.; Tang, H.; Ge, Y.; Shan, Y.; and Li, G. 2024b. ST-LLM: Large Language Models Are Effective Temporal Learners. *arXiv preprint arXiv:2404.00308*.
- Liu, S.; Cheng, H.; Liu, H.; Zhang, H.; Li, F.; Ren, T.; Zou, X.; Yang, J.; Su, H.; Zhu, J.; et al. 2023c. Llava-plus: Learning to use tools for creating multimodal agents. *arXiv preprint arXiv:2311.05437*.
- Maaz, M.; Rasheed, H.; Khan, S.; and Khan, F. S. 2023. Video-chatgpt: Towards detailed video understanding via large vision and language models. *arXiv preprint arXiv:2306.05424*.
- McCloskey, M.; and Cohen, N. J. 1989. Catastrophic interference in connectionist networks: The sequential learning problem. In *Psychology of learning and motivation*, volume 24, 109–165. Elsevier.
- Munasinghe, S.; Thushara, R.; Maaz, M.; Rasheed, H. A.; Khan, S.; Shah, M.; and Khan, F. 2023. Pg-video-llava: Pixel grounding large video-language models. *arXiv preprint arXiv:2311.13435*.
- OpenAI. 2023. GPT-4V(ision) System Card. <https://api.semanticscholar.org/CorpusID:263218031>.
- Qin, Y.; Liang, S.; Ye, Y.; Zhu, K.; Yan, L.; Lu, Y.; Lin, Y.; Cong, X.; Tang, X.; Qian, B.; et al. 2023. Toolllm: Facilitating large language models to master 16000+ real-world apis. *arXiv preprint arXiv:2307.16789*.
- Radford, A.; Kim, J. W.; Xu, T.; Brockman, G.; McLeavey, C.; and Sutskever, I. 2023. Robust speech recognition via large-scale weak supervision. In *International Conference on Machine Learning*, 28492–28518. PMLR.
- Schuhmann, C.; Vencu, R.; Beaumont, R.; Kaczmarczyk, R.; Mullis, C.; Katta, A.; Coombes, T.; Jitsev, J.; and Komatsuzaki, A. 2021. Laion-400m: Open dataset of clip-filtered 400 million image-text pairs. *arXiv preprint arXiv:2111.02114*.
- Sennrich, R.; Haddow, B.; and Birch, A. 2016. Neural Machine Translation of Rare Words with Subword Units. In *Proceedings of the 54th Annual Meeting of the Association for Computational Linguistics (Volume 1: Long Papers)*, 1715–1725.
- Shang, X.; Ren, T.; Guo, J.; Zhang, H.; and Chua, T.-S. 2017. Video visual relation detection. In *Proceedings of the 25th ACM international conference on Multimedia*, 1300–1308.
- Smith, J. S.; Karlinsky, L.; Gutta, V.; Cascante-Bonilla, P.; Kim, D.; Arbelle, A.; Panda, R.; Feris, R.; and Kira, Z. 2023. Coda-prompt: Continual decomposed attention-based prompting for rehearsal-free continual learning. In *Proceedings of the IEEE/CVF Conference on Computer Vision and Pattern Recognition*, 11909–11919.
- Tong, Z.; Song, Y.; Wang, J.; and Wang, L. 2022. Video-mae: Masked autoencoders are data-efficient learners for self-supervised video pre-training. *Advances in neural information processing systems*, 35: 10078–10093.
- Touvron, H.; Lavril, T.; Izacard, G.; Martinet, X.; Lachaux, M.-A.; Lacroix, T.; Rozière, B.; Goyal, N.; Hambro, E.; Azhar, F.; et al. 2023a. Llama: Open and efficient foundation language models. *arXiv preprint arXiv:2302.13971*.
- Touvron, H.; Martin, L.; Stone, K.; Albert, P.; Almahairi, A.; Babaei, Y.; Bashlykov, N.; Batra, S.; Bhargava, P.; Bhosale, S.; et al. 2023b. Llama 2: Open foundation and fine-tuned chat models. *arXiv preprint arXiv:2307.09288*.
- Van Den Oord, A.; Vinyals, O.; et al. 2017. Neural discrete representation learning. *Advances in neural information processing systems*, 30.
- Wang, L.; Zhang, X.; Su, H.; and Zhu, J. 2024a. A comprehensive survey of continual learning: Theory, method and application. *IEEE Transactions on Pattern Analysis and Machine Intelligence*.

- Wang, X.; Zhang, Y.; Zohar, O.; and Yeung-Levy, S. 2024b. VideoAgent: Long-form Video Understanding with Large Language Model as Agent. *arXiv preprint arXiv:2403.10517*.
- Wang, Y.; Li, K.; Li, Y.; He, Y.; Huang, B.; Zhao, Z.; Zhang, H.; Xu, J.; Liu, Y.; Wang, Z.; et al. 2022a. Internvideo: General video foundation models via generative and discriminative learning. *arXiv preprint arXiv:2212.03191*.
- Wang, Y.; Xu, Z.; Wang, X.; Shen, C.; Cheng, B.; Shen, H.; and Xia, H. 2021. End-to-end video instance segmentation with transformers. In *Proceedings of the IEEE/CVF conference on computer vision and pattern recognition*, 8741–8750.
- Wang, Z.; Zhang, Z.; Ebrahimi, S.; Sun, R.; Zhang, H.; Lee, C.-Y.; Ren, X.; Su, G.; Perot, V.; Dy, J.; et al. 2022b. Dual-prompt: Complementary prompting for rehearsal-free continual learning. In *European Conference on Computer Vision*, 631–648. Springer.
- Wang, Z.; Zhang, Z.; Lee, C.-Y.; Zhang, H.; Sun, R.; Ren, X.; Su, G.; Perot, V.; Dy, J.; and Pfister, T. 2022c. Learning to prompt for continual learning. In *Proceedings of the IEEE/CVF Conference on Computer Vision and Pattern Recognition*, 139–149.
- Wu, S.; Fei, H.; Qu, L.; Ji, W.; and Chua, T.-S. 2023. Next-gpt: Any-to-any multimodal llm. *arXiv preprint arXiv:2309.05519*.
- Xu, J.; Mei, T.; Yao, T.; and Rui, Y. 2016. Msr-vtt: A large video description dataset for bridging video and language. In *Proceedings of the IEEE conference on computer vision and pattern recognition*, 5288–5296.
- Yang, B.; Dai, Y.; Cheng, X.; Li, Y.; Raza, A.; and Zou, Y. 2024a. Embracing Language Inclusivity and Diversity in CLIP through Continual Language Learning. In *Proceedings of the AAAI Conference on Artificial Intelligence*, volume 38, 6458–6466.
- Yang, Z.; Chen, G.; Li, X.; Wang, W.; and Yang, Y. 2024b. Doraemongpt: Toward understanding dynamic scenes with large language models. *arXiv preprint arXiv:2401.08392*.
- Yang, Z.; Li, L.; Wang, J.; Lin, K.; Azarnasab, E.; Ahmed, F.; Liu, Z.; Liu, C.; Zeng, M.; and Wang, L. 2023. Mm-react: Prompting chatgpt for multimodal reasoning and action. *arXiv preprint arXiv:2303.11381*.
- Yao, S.; Zhao, J.; Yu, D.; Du, N.; Shafran, I.; Narasimhan, K. R.; and Cao, Y. 2022. ReAct: Synergizing Reasoning and Acting in Language Models. In *The Eleventh International Conference on Learning Representations*.
- Yoon, J.; Yang, E.; Lee, J.; and Hwang, S. J. 2018. Lifelong Learning with Dynamically Expandable Networks. In *International Conference on Learning Representations*.
- Yu, Z.; Xu, D.; Yu, J.; Yu, T.; Zhao, Z.; Zhuang, Y.; and Tao, D. 2019. Activitynet-qa: A dataset for understanding complex web videos via question answering. In *Proceedings of the AAAI Conference on Artificial Intelligence*, volume 33, 9127–9134.
- Zhan, J.; Dai, J.; Ye, J.; Zhou, Y.; Zhang, D.; Liu, Z.; Zhang, X.; Yuan, R.; Zhang, G.; Li, L.; et al. 2024. AnyGPT: Unified Multimodal LLM with Discrete Sequence Modeling. *arXiv preprint arXiv:2402.12226*.
- Zhang, D.; Li, S.; Zhang, X.; Zhan, J.; Wang, P.; Zhou, Y.; and Qiu, X. 2023a. SpeechGPT: Empowering Large Language Models with Intrinsic Cross-Modal Conversational Abilities. In *The 2023 Conference on Empirical Methods in Natural Language Processing*.
- Zhang, H.; Li, X.; and Bing, L. 2023. Video-LLaMA: An Instruction-tuned Audio-Visual Language Model for Video Understanding. In *Proceedings of the 2023 Conference on Empirical Methods in Natural Language Processing: System Demonstrations*, 543–553.
- Zhang, R.; Han, J.; Liu, C.; Gao, P.; Zhou, A.; Hu, X.; Yan, S.; Lu, P.; Li, H.; and Qiao, Y. 2023b. Llama-adapter: Efficient fine-tuning of language models with zero-init attention. *arXiv preprint arXiv:2303.16199*.
- Zhu, B.; Lin, B.; Ning, M.; Yan, Y.; Cui, J.; HongFa, W.; Pang, Y.; Jiang, W.; Zhang, J.; Li, Z.; et al. 2023a. Language-Bind: Extending Video-Language Pretraining to N-modality by Language-based Semantic Alignment. In *The Twelfth International Conference on Learning Representations*.
- Zhu, D.; Chen, J.; Shen, X.; Li, X.; and Elhoseiny, M. 2023b. MiniGPT-4: Enhancing Vision-Language Understanding with Advanced Large Language Models. In *The Twelfth International Conference on Learning Representations*.

Reproducibility Checklist

This paper:

- Includes a conceptual outline and/or pseudocode description of AI methods introduced (yes)
- Clearly delineates statements that are opinions, hypothesis, and speculation from objective facts and results (yes)
- Provides well marked pedagogical references for less-familiar readers to gain background necessary to replicate the paper (yes)

Does this paper make theoretical contributions? (no)

If yes, please complete the list below.

- All assumptions and restrictions are stated clearly and formally. (yes/partial/no)
- All novel claims are stated formally (e.g., in theorem statements). (yes/partial/no)
- Proofs of all novel claims are included. (yes/partial/no)
- Proof sketches or intuitions are given for complex and/or novel results. (yes/partial/no)
- Appropriate citations to theoretical tools used are given. (yes/partial/no)
- All theoretical claims are demonstrated empirically to hold. (yes/partial/no/NA)
- All experimental code used to eliminate or disprove claims is included. (yes/no/NA)

Does this paper rely on one or more datasets? (yes)

If yes, please complete the list below.

- A motivation is given for why the experiments are conducted on the selected datasets (yes)
- All novel datasets introduced in this paper are included in a data appendix. (partial)
- All novel datasets introduced in this paper will be made publicly available upon publication of the paper with a license that allows free usage for research purposes. (yes)
- All datasets drawn from the existing literature (potentially including authors' own previously published work) are accompanied by appropriate citations. (yes)
- All datasets drawn from the existing literature (potentially including authors' own previously published work) are publicly available. (yes)
- All datasets that are not publicly available are described in detail, with explanation why publicly available alternatives are not scientifically satisfying. (NA)

Does this paper include computational experiments? (yes)

If yes, please complete the list below.

- Any code required for pre-processing data is included in the appendix. (no)
- All source code required for conducting and analyzing the experiments is included in a code appendix. (no)
- All source code required for conducting and analyzing the experiments will be made publicly available upon publication of the paper with a license that allows free usage for research purposes. (yes)

- All source code implementing new methods have comments detailing the implementation, with references to the paper where each step comes from (yes)
- If an algorithm depends on randomness, then the method used for setting seeds is described in a way sufficient to allow replication of results. (NA)
- This paper specifies the computing infrastructure used for running experiments (hardware and software), including GPU/CPU models; amount of memory; operating system; names and versions of relevant software libraries and frameworks. (partial)
- This paper formally describes evaluation metrics used and explains the motivation for choosing these metrics. (yes)
- This paper states the number of algorithm runs used to compute each reported result. (yes)
- Analysis of experiments goes beyond single-dimensional summaries of performance (e.g., average; median) to include measures of variation, confidence, or other distributional information. (yes)
- The significance of any improvement or decrease in performance is judged using appropriate statistical tests (e.g., Wilcoxon signed-rank). (no)
- This paper lists all final (hyper-)parameters used for each model/algorithm in the paper's experiments. (yes)
- This paper states the number and range of values tried per (hyper-) parameter during development of the paper, along with the criterion used for selecting the final parameter setting. (yes)

Appendix

The outline of the appendix is as follows:

- Dataset and Evaluation Metric Details
 - Dataset Structure of VideoToolBench
 - Prompt for Curating VideoToolBench
 - Instruction Tuning Dataset Reformat
 - Quality Control of VideoToolBench
 - Evaluation Metrics of Tool Continual Learning
- Experimental Results
- Broader Impact
- Qualitative Results

Dataset and Evaluation Metric Details

Dataset Structure of VideoToolBench. Each instance in VideoToolBench contains two rounds of conversation between human and gpt. The response of gpt includes three fields of thought, action and value. One example is available in Table A1.

Prompt for Curating VideoToolBench. We collect VideoToolBench by self-instruct GPT-3.5-turbo. The prompt and in-context learning cases are shown in Table A2.

Instruction Tuning Dataset Reformat. In the second and third stage of COLT training, we reformat the instruction tuning dataset from LLaVA v1.5 (Liu et al. 2023a) and Video-ChatGPT (Maaz et al. 2023) into the `thought-action-value` pattern for the data format conformity. Specifically, the `thought` is generated by GPT indicating that the question can be answered without invoking any tools:

The questions can be answered by the information in the context, without need any external tools.

The `action` is an empty list while `value` is the original response.

Quality Control of VideoToolBench: To ensure the reliability and integrity of the proposed dataset, we conduct quality control from two primary aspects: *data format* checks and of *semantic meaning* checks. The format check entails verifying whether the generated data adheres to a predefined structure, specifically confirming that each entry corresponds to a two-round conversation and that the responses from the GPT model contain essential components such as `thought/action/value` keys. Furthermore, this phase involves confirming the consistency of tool names used throughout the dataset. Manual checks on semantic meanings are conducted to validate the contextual relevance and accuracy of the generated content, ensuring that it aligns with the intended purpose of the dataset and maintains coherence within the conversations.

Evaluation Metrics of Tool Continual Learning. We detail the metrics of average accuracy and average forgetting used in Sec. .

Let $\alpha_{k,j} \in [0, 1]$ denote the tool call accuracy of j -th tool after incrementally training on the k tool data ($j \leq k$). The *average accuracy* of a specific tool denotes the overall call

accuracy during the incremental learning process. Then the average accuracy at task k is defined as follows.

$$AA_k = \frac{1}{k} \sum_{j=1}^k \alpha_{k,j}. \quad (A1)$$

Since average accuracy does not provide any information about the forgetting profile of the continual learning process, *average forgetting* is introduced to bridge the gap. For a particular tool, the forgetting measure is defined as the difference between the maximum tool call accuracy throughout the past learning process and the current tool call accuracy. In particular, the forgetting for the j -th tool after incrementally training up to k tool is as follows.

$$f_j^k = \max_{l \in \{1, \dots, k-1\}} \alpha_{l,j} - \alpha_{k,j}, \quad \forall j < k. \quad (A2)$$

The average forgetting of k -th tool is computed by normalizing against the number of tools seen previously:

$$AF_k = \frac{1}{k-1} \sum_{j=1}^{k-1} f_j^k. \quad (A3)$$

We report the average accuracy and average forgetting after the last tool learning.

Experimental Results

In Sec. , we employ an additional CLIP-initialized encoder f_β to extract query feature \mathbf{H}_q . Then in Eq. (2), the appropriate tool prompt is selected based on the cosine similarity with \mathbf{H}_q . Here we conduct the ablation study which directly uses the encoded LLM features \mathbf{H}_w for similarity computation. The comparison results in Table A3 demonstrate that the introduced CLIP feature \mathbf{H}_q leads to better performance. This might be due to the fact that LLM features are more compatible with auto-regressive language modeling, whereas CLIP features are better suited for retrieval-oriented applications.

Broader Impact

The ability of our COLT to continually learn new tool usage without catastrophic forgetting may support the development of *personalized* video LLMs. Data within specific domains or pertaining to particular users can be incrementally fine-tuned, leading to an ever-evolving and personalized intelligent assistant. However, there also exists the risk that the model could be exploited for malicious purposes. Besides, it may raise privacy concerns, especially if it is deployed in surveillance systems or social media platforms.

Qualitative Results

We present additional qualitative results on MVBench (Li et al. 2023c), zero-shot video-question answering (Chen and Dolan 2011; Xu et al. 2016; Yu et al. 2019), and VideoToolBench test split in Figure A1, Figure A2, and Figure A3, respectively. Notably, our COLT precisely captures dynamic video information and generate more reasonable responses.

Table A1: Dataset structure of VideoToolBench.

An example of VideoToolBench dataset	
<i>First Round of Conversation</i>	
Human	Please segment the objects in the video.
GPT	<p><thoughts></p> <p>Request a process of video object segmentation based on the user’s prompt.</p> <p><actions></p> <p>[{‘API_name’: ‘video-object-segmentation’, ‘API_params’: {}}]</p> <p><values></p> <p>Sure thing! I’ll initiate a object segmentation model to fulfill your request. Please wait while the processing takes place.</p>
<i>Second Round of Conversation</i>	
Human	You have successfully completed the process of video captioning and object segmentation.
GPT	<p><thoughts></p> <p>I have successfully completed the process of video object segmentation. Now, it is time to update the user.</p> <p><actions></p> <p>[]</p> <p><value></p> <p>The objects have been segmented. You can now review the results.</p>

Table A2: System prompts and in-context learning examples for the generation of VideoToolBench.

Prompts for GPT-3.5-turbo to generate instruction-tuning dataset:
You are an AI assistant and you receive a set of conversations in json string format, the content of which is used as data for instruction finetune. Your task is to rephrase the dialogue to generate a new example. Note to give it in standard json format. DO NOT modify the “from” and “actions” parts. Only modify the “value” and “thoughts” part.
In-context learning examples:
{“from”: “human”, “value”: “Transcribe the audio content from the provided video.”, “actions”: [], {“from”: “gpt”, “thoughts”: “I need to find an ASR model and initiate the transcription process as per the user’s request.”, “actions”: [{“API_name”: “asr”, “API_params”: {}}], “value”: “Certainly! I’ll employ an Automatic Speech Recognition (ASR) model. Please wait while the ASR model processes the video”}, {“from”: “human”, “value”: “asr output: You have used an ASR model to transcribe the audio content from the provided video based on my original request.”, “actions”: [], {“from”: “gpt”, “thoughts”: “Now that the ASR model has processed the video, I can update the user on the transcription results.”, “actions”: [], “value”: “The ASR transcription you requested has been completed. Here is the transcribed text for your reference.”}}

Table A3: Ablations of the query feature source for tool prompt selection.

Query Feature Source	AVG
LLM feature H_w	47.4
CLIP feature H_q	51.8

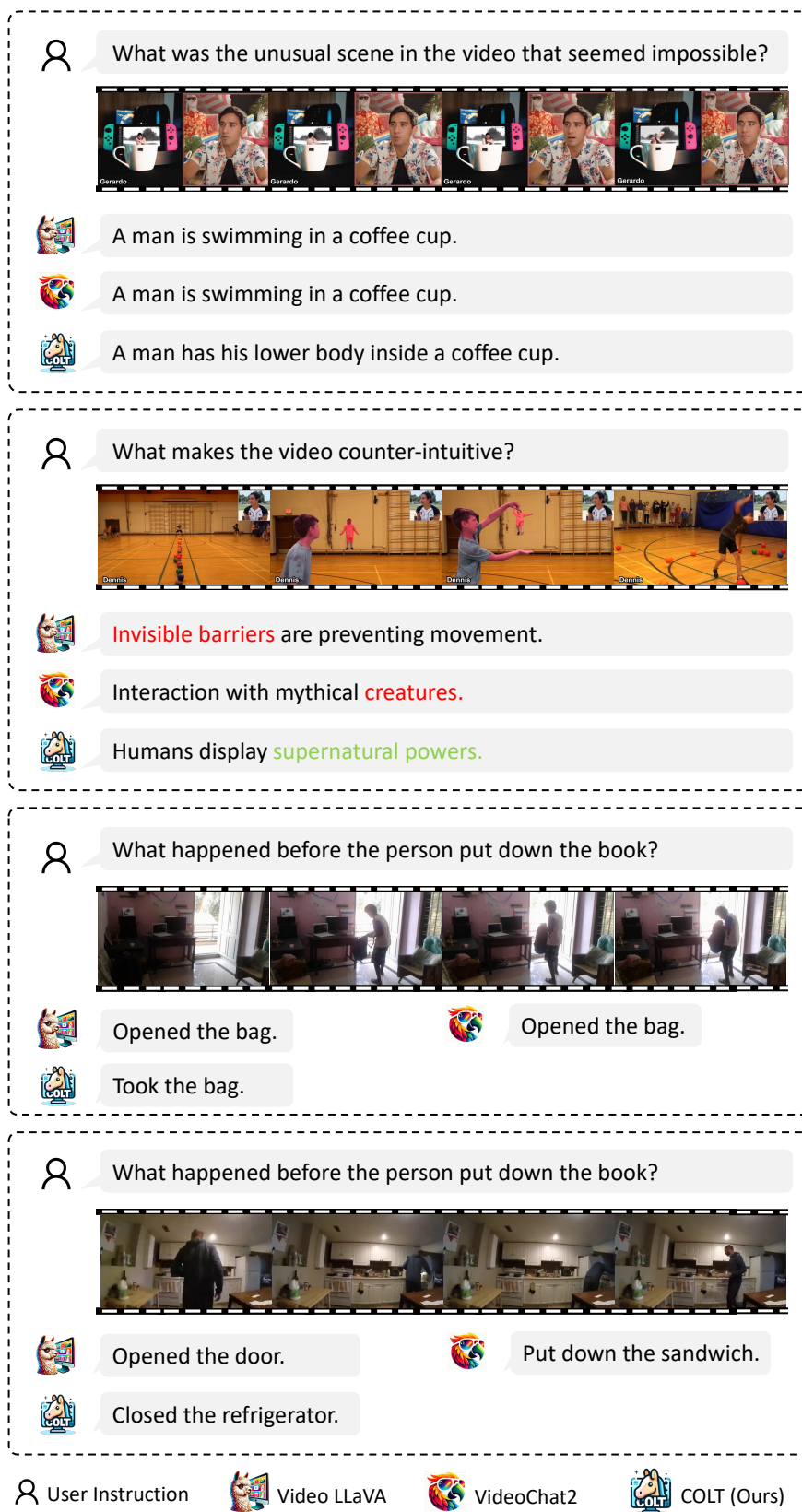


Figure A1: **Qualitative results** on MVBench.



Figure A2: **Qualitative results** on zero-shot video-question answering.

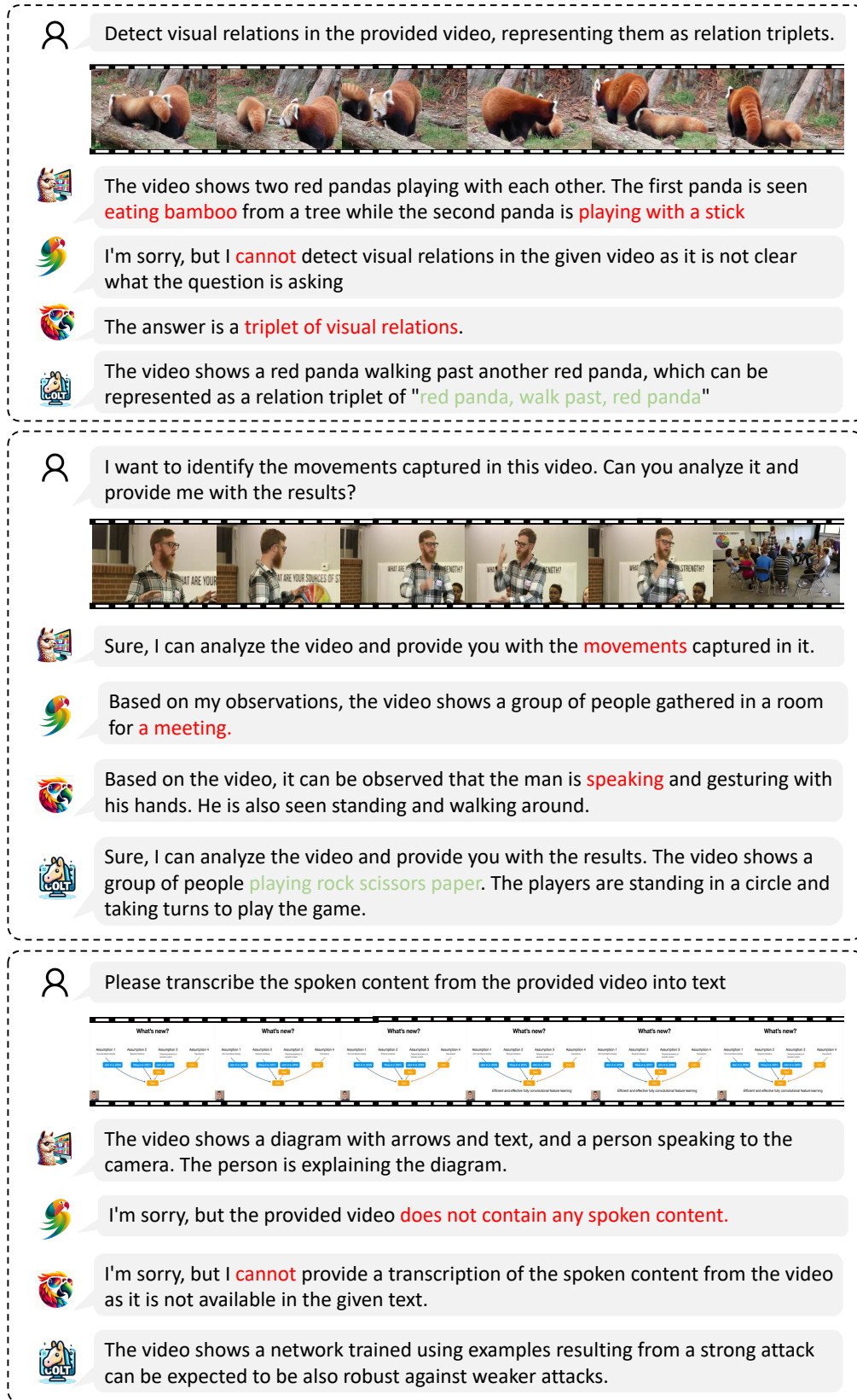


Figure A3: **Qualitative results** on the test split of VideoToolBench.