
ACTIONS SPEAK LOUDER THAN PROMPTS: A LARGE-SCALE STUDY OF LLMs FOR GRAPH INFERENCE

Ben Finkelshtein *
University of Oxford

Silviu Cucerzan
Microsoft Research

Sujay Kumar Jauhar
Microsoft Research

Ryen White
Microsoft Research

ABSTRACT

Large language models (LLMs) are increasingly used for text-rich graph machine learning tasks such as node classification in high-impact domains like fraud detection and recommendation systems. Yet, despite a surge of interest, the field lacks a principled understanding of the capabilities of LLMs in their interaction with graph data. In this work, we conduct a large-scale, controlled evaluation across several key axes of variability to systematically assess the strengths and weaknesses of LLM-based graph reasoning methods in text-based applications. The axes include the LLM-graph interaction mode, comparing prompting, tool-use, and code generation; dataset domains, spanning citation, web-link, e-commerce, and social networks; structural regimes contrasting homophilic and heterophilic graphs; feature characteristics involving both short- and long-text node attributes; and model configurations with varying LLM sizes and reasoning capabilities. We further analyze dependencies by methodically truncating features, deleting edges, and removing labels to quantify reliance on input types. Our findings provide practical and actionable guidance. (1) LLMs as code generators achieve the strongest overall performance on graph data, with especially large gains on long-text or high-degree graphs where prompting quickly exceeds the token budget. (2) All interaction strategies remain effective on heterophilic graphs, challenging the assumption that LLM-based methods collapse under low homophily. (3) Code generation is able to flexibly adapt its reliance between structure, features, or labels to leverage the most informative input type. Together, these findings provide a comprehensive view of the strengths and limitations of current LLM-graph interaction modes and highlight key design principles for future approaches.

1 Introduction

Large language models (LLMs) have rapidly evolved into versatile problem solvers with strong in-context learning, reasoning, and tool-use abilities [Brown et al., 2020, Wei et al., 2022]. Their capabilities extend across natural language [Raffel et al., 2020], code completion and synthesis [Chen et al., 2021a], and cross-modal applications [Liu et al., 2023]. Much like in other domains, recent work in graph machine learning has explored leveraging LLMs for tasks such as node classification [Fatemi et al., 2024, Wu et al., 2025], graph property prediction [Guo et al., 2023] and knowledge graph reasoning [Zhu et al., 2023], with node classification emerging as a dominant task.

This recent wave of interest stems from many high-impact node classification applications that are inherently text-rich and well suited to the strengths of LLMs. These include information retrieval [Su et al., 2024], fraud detection [Yang et al., 2025], and recommendation systems [Robinson et al., 2024]. For instance, in fraud detection, accounts are nodes, transactions are edges, and the goal is to use textual and relational metadata to assign risk labels to nodes early to prevent financial losses.

Consequently, LLMs have emerged as a viable alternative to the dominant paradigm for graph understanding, Graph Neural Networks (GNNs) [Kipf and Welling, 2017, Veličković et al., 2018, Finkelshtein et al., 2024], and exhibit competitive performance on text-rich graphs [Ye et al., 2024]. While GNNs are typically trained per task and dataset and do not transfer across domains or label spaces [Finkelshtein et al., 2025], a key advantage of LLMs is their broad world-knowledge [Roberts et al., 2020], which can benefit long-text graph datasets, such as e-commerce, web-link, and social networks [Shchur et al., 2019, Hu et al., 2020, Pei et al., 2020, Mernyei and Cangea, 2020, Hamilton et al., 2017].

*Work performed while at Microsoft Research.

Furthermore, LLMs have many ways to process and reason over graph information: through linearization of text and prompt augmentation; to specialized tool usage for querying the underlying graph; to generating arbitrary code that operates over the graph. We refer to these different approaches as LLM-graph interaction strategies or modes.

However, despite rapid adoption of LLMs in graph understanding, and node classification in particular, most prior work targets performance for specific domains, graphs, or tasks. As a result, the field currently lacks a principled understanding of the capabilities of LLMs in their interactions with graph information, and learnings that practitioners can leverage when integrating them into their scenarios.

This principled understanding is especially important, since there are many axes of variability – and blindly applying LLMs to graphs risks sub-optimal or even detrimental outcomes. Thus, in this paper we conduct a comprehensive, controlled, large-scale evaluation that factorizes these key axes: (1) the **LLM-graph interaction mode**, comparing four prompting variants, two ReAct-style tool-using variants [Yao et al., 2023], and a programmatic Graph-as-Code medium; (2) **dataset domains**, spanning citation, web-link, e-commerce, and social networks; (3) **structural regimes**, including homophilic and heterophilic graphs²; (4) **feature characteristics**, comparing short- and long-text attributes; (5) **model scale**, ranging from smaller to larger LLMs (across both open- and closed-source families) and (6) **reasoning capabilities**, contrasting reasoning and non-reasoning variants of LLMs.

Furthermore, to shed light on the inner workings of LLM-based approaches, we move beyond reporting overall accuracy and deepen our analysis by probing their reliance on features, structure, and labels at inference time. Specifically, we independently truncate textual features, remove known labels, and delete edges, producing 2D accuracy heatmaps that reveal each interaction mode’s information dependencies. By isolating the contributions of features, labels, and structure, practitioners can identify which mode exploits particular types of information most effectively, thereby guiding the choice of interaction mode that best matches their application’s characteristics (e.g., feature length, homophily) rather than relying on opaque, one-size-fits-all solutions.

Findings. Our evaluation yields key insights and guidelines in applying LLMs to graph data:

- **Graph-as-Code achieves the strongest overall performance**, with especially large gains on long-text or high-degree graphs where prompting quickly exhausts the token budget.
- **All LLM-graph interaction modes are effective on heterophilic graphs**, challenging the common assumption that they collapse under low homophily [Huang et al., 2024a].
- **Graph-as-Code is able to flexibly shift its reliance** between structure, features, or labels, leveraging the most informative input type.

Experiments on LLM size and reasoning capabilities can be found in Sections A.1 and A.2.

2 Related Work

Textualization and prompting of graphs. Motivated by LLMs’ cross-domain performance, early work encodes graphs as text for LLMs, benchmarking varying encoding styles such as adjacency lists, edge lists, shortest-path descriptions, and narrative-style encodings [Fatemi et al., 2024]. Subsequent studies employ these textualizations to evaluate LLMs on node classification using prompting setups [Huang et al., 2024a, Wang et al., 2024, Li et al., 2024b, Dai et al., 2025, Ye et al., 2024, Guan et al., 2025]. They find that carefully designed prompts can allow LLMs to compete with GNNs [Ye et al., 2024], that performance often hinges on neighborhood homophily [Huang et al., 2024a], and that their abilities remain brittle and sensitive to input data and formatting [Wang et al., 2024]. More mechanistic analyses of attention patterns further suggest that LLMs may mirror prompt format rather than execute explicit graph computation [Guan et al., 2025].

Concurrently, alternatives to textualization have emerged, either by tokenizing each node based on local structure and features [Zhao et al., 2024] or by introducing learnable components that encode structure and features [Perozzi et al., 2024]. Yet prompt-based approaches remain the default, with most recent work still relying on them [Wu et al., 2025, Tang et al., 2024, 2025, Guan et al., 2025]. Our analysis contrasts prompting with tool-use and Graph-as-Code interaction modes, revealing competitive and often superior performance on graphs with large textual features or high-degree nodes. Contrary to conclusions drawn from prompting alone [Huang et al., 2024a], we also find all modes viable on heterophilous graphs, with the added advantage that Graph-as-Code shows reduced brittleness.

Tool-calling for graph reasoning. Recent advances in LLM orchestration have introduced tool-calling and ReAct-style paradigms, enabling LLMs to interface with external APIs or reasoning modules for enhanced problem-solving [Yao

²Homophily is the tendency of nodes to connect with others of the same class, whereas heterophily is the tendency to connect predominantly with nodes of different classes.

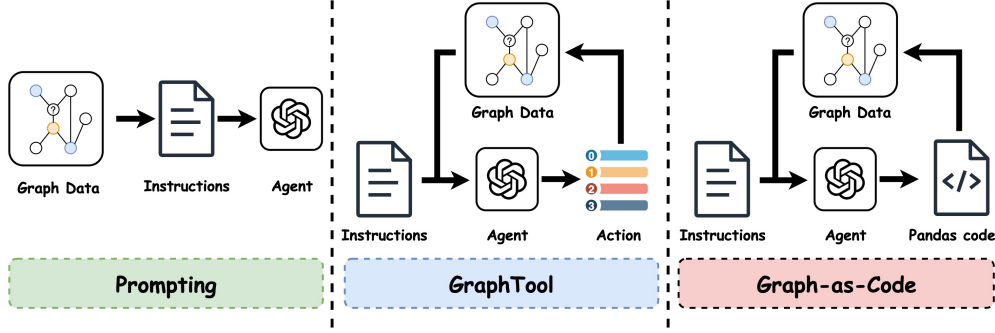


Figure 1: Illustration of the LLM-graph interaction strategies described in Section 3.1.

et al., 2023, Schick et al., 2023]. These approaches interleave natural language reasoning with calls to task-specific tools, allowing LLMs to retrieve, manipulate, or compute over structured data. Variants such as Plan-and-Execute [Wang et al., 2023], Reflexion [Shinn et al., 2023], and Graph-of-Thought [Besta et al., 2024] have shown that LLMs can decompose complex tasks into sequences of actions and adapt plans via feedback. Tool-calling has been extensively benchmarked for real-world utility across domains – planning [Huang et al., 2024b], code API usage [Patil et al., 2024], mathematical reasoning [Gou et al., 2023], and multi-modal reasoning [Lu et al., 2023]. In the context of graph data, LLMs have been combined with tool-calling to perform graph classification, knowledge graph reasoning and node classification, achieving high performance [Zhang, 2023, Edge et al., 2024]. However, these works focus on specialized workflows or proof-of-concept demonstrations. We extend this line of research by systematically evaluating varying tool-calling paradigms for node classification across diverse datasets and graph regimes, highlighting their strengths, limitations and dependencies on features, labels and structure.

LLMs coding capabilities. Code generation has become a native capability of modern LLMs, with early systems demonstrating high-quality programs from natural language prompts [Chen et al., 2021b], even reaching competition-level performance [Li et al., 2022] and fueling the development of strong open-source models such as StarCoder [Li et al., 2023] and CodeGeeX [Zheng et al., 2023]. Beyond pure code synthesis, program-aided approaches have leveraged code as a medium for reasoning—enabling LLMs to generate and execute short programs for mathematical problem solving [Gao et al., 2023], automate scientific workflows [Seo et al., 2025], and enhance reliability through self-debugging and iterative refinement [Chen et al., 2023]. Recently, these capabilities have been extended to graph domains, where LLMs are prompted to generate code for solving simple graph problems such as cycle detection, connectivity analysis, and node degree estimation [Cai et al., 2024]. We extend this further with Graph-as-Code: the LLM iteratively writes and executes concise programs over a standardized API to flexibly combine structural queries, label propagation, and textual feature processing. We then compare Graph-as-Code to prompting and tool-calling across datasets and assess its dependencies on the input feature, structure and labels.

3 Axes of Variability

Our goal is to build a principled understanding of the capabilities of LLMs in processing graph information. In this section, we factorize key axes of variability to enable controlled comparisons that isolate the influence of each factor, and clarify their dependencies on graph features, structure, and labels.

Notations. Let $\mathcal{T} = \bigcup_{n \geq 0} \Sigma^n$ be the set of all finite token sequences over vocabulary Σ . We consider an unweighted graph $G = (V, E, \mathbf{X}, \mathbf{Y})$ with $N = |V|$ nodes, adjacency matrix $\mathbf{A} \in \{0, 1\}^{N \times N}$, node features $\mathbf{X} \in \mathcal{T}^N$, and labels $\mathbf{Y} \in \mathcal{C}^N$ for label set $\mathcal{C} \subseteq \mathcal{T}$ of size C . For any matrix $\mathbf{M} \in \mathbb{R}^{N \times D}$ and node subset $S \subseteq V$, $\mathbf{M}_S \in \mathbb{R}^{|S| \times D}$ denotes the submatrix of rows indexed by S .

Node classification. The task is to predict labels $\mathbf{Y}_Q \in \mathcal{C}^{|Q|}$ for a set of query nodes $Q \subset V$, given (i) known labels $\mathbf{Y}_K \in \mathcal{C}^{|K|}$ for a set of labeled nodes $K \subseteq V \setminus Q$, (ii) the graph structure (either \mathbf{A} or E), and (iii) the textual features $\mathbf{X} \in \mathcal{T}^N$ of all nodes.

We model this task using the LLM-graph interaction models $\phi_{\text{prompt}}, \phi_{\text{tool}}, \phi_{\text{code}} : \mathcal{T} \times \mathcal{T}^N \times \{0, 1\}^{N \times N} \rightarrow \mathcal{T}$, corresponding to Prompting, GraphTool and Graph-as-Code, respectively. Each mode encodes the chat history in \mathcal{T} , node features in \mathcal{T}^N , and graph structure into a finite sequence, which is then processed by an $\text{LLM}_\theta : \mathcal{T} \rightarrow \mathcal{T}$ with parameters $\theta \in \mathbb{R}^D$. The output may provide predicted labels in $\mathcal{C} \subset \mathcal{T}$ or update the chat history for further interaction.

3.1 Variability over Interaction Strategies and Model Configurations

We study the following three LLM-graph interaction modes (Figure 1):

(1) Prompting ϕ_{prompt} . In this simple and widely-used mode [Fatemi et al., 2024, Huang et al., 2024a, Guan et al., 2025], the entire context for the model is constructed and issued to the model as a single-turn inference. The prompt (i) provides all classes (ii) presents the target node’s textual description and known label (if available), and (iii) serializes the k -hop neighborhood grouped by hop distance, specifying for each encountered node its description and label (or *None* for held-out nodes). A complete prompt template for this mode is provided in Template 1.

The hop number is a hyperparameter controlling the degree of neighborhood information. We experiment with three variants: *0-hop prompt*, *1-hop prompt*, and *2-hop prompt*, corresponding to radii of 0, 1, and 2, respectively. To keep the context within a token budget for long-text datasets, we also experiment with an additional *budget prompt* variant, which caps the neighbors at each hop by subsampling.

(2) GraphTool ϕ_{tool} . Motivated by ReAct [Yao et al., 2023], we frame node classification as an iterative *think-act-observe* loop. At each step, the LLM reasons about what is known and what remains missing, then issues a single action from a fixed tool set. The environment executes the action on the graph and returns the result, which is appended to the interaction history. The process repeats until the LLM decides to terminate and predict a label. This ReAct-style interaction encourages planning and targeted retrieval of graph structure and text, reducing irrelevant exposure and token usage.

In our basic variation, *GraphTool*, the following actions are available: (0) The terminal action submits the final label. (1) A topology-only action retrieves the neighbors of a specified node, enabling exploration without consuming feature tokens. (2) A feature-only action returns the textual description of a specified node. (3) A label-only action reveals the label of the requested node if in the training set (and *None* otherwise), allowing the model to anchor reasoning on known examples while avoiding leakage on held-out nodes. We also introduce *GraphTool+*, which extends the base GraphTool variant with additional exact- k hop retrieval actions: (4) retrieves the textual descriptions of all nodes exactly k hops away from a specified node; (5) retrieves their labels (or *None* for held-out nodes). A complete prompt template for this mode is provided in Template 2.

(3) Graph-as-Code ϕ_{code} . Building on LLMs’ strong code generation capabilities [Chen et al., 2021a, Liu et al., 2025], we extend the ReAct paradigm beyond a fixed, predefined action set. In this mode, the graph data is represented as a typed table indexed by `node_id` with columns `features` (text), `neighbors` (list of node IDs), and `label` (integer or *None*). The LLM generates, executes, then reasons over the outputs of compact programs in an iterative fashion. The process repeats until the LLM decides to terminate and predict a label. This code-native mode enables compositional access to structure and features and can collapse multi-step tool sequences into a single query, improving step and token efficiency while remaining transparent and auditable. A complete prompt template for this mode is provided in Template 3.

Variability across LLM sizes and reasoning. We evaluate models from small (Llama) to large (GPT-5), including reasoning and non-reasoning variants of Phi-4 and Qwen, to assess the impact of scale and reasoning. o4-mini is our primary model; additional results are in the Appendix.

3.2 Variability over Dataset Domains, Homophily Levels and Text Lengths

Dataset domains. We evaluate LLM performance across diverse graph domains, such as citation network datasets *cora*, *pubmed*, and *arxiv*, where nodes are papers with titles as features [Huang et al., 2024a]; e-commerce graph datasets *products*, *computers* and *photo* [Huang et al., 2024a, Wu et al., 2025], where nodes are items with product title, descriptions or reviews; web-link network datasets *cornell*, *texas*, *washington*, *wisconsin*, and *wiki-cs* [Wu et al., 2025], where nodes are webpages described by their page-level text; social network datasets *reddit* and *instagram* with user profiles and comment snippets [Wu et al., 2025]. This domain variability enables a comprehensive assessment of LLM generalization and adaptation to different graph types.

Graph structure regimes. In homophilic graphs such as citation networks, e-commerce and social networks, local label information is highly important for correct prediction. Conversely, heterophilic graphs such as web-link networks, challenge models to rely less on simple local label information and more on node features and graph structure. By evaluating performance across these regimes, we aim to uncover the varying dependencies of LLMs on graph features, structure, and labels.

Textual feature characteristics. The datasets also vary in the richness and complexity of node textual features. Short-text datasets, such as *cora*, *pubmed*, *arxiv* and *products* provide only titles or product names, offering limited semantic signal for classification. In contrast, long-text datasets such as *computers*, *photo*, *reddit*, *instagram* and *wiki-cs*

Table 1: Accuracy of baselines and LLM-graph interaction modes Prompting, GraphTool, and Graph-as-Code on short-text homophilic datasets. Best per-dataset results are **bold**, runner-up underlined.

	cora	pubmed	arxiv	products
# Classes	7	3	40	47
Avg. text length	66.13	110.47	68.99	54.08
Hom. (%)	82.52	79.24	65.53	63.84
Avg. degree	4.92	6.30	13.64	61.37
Random	14.13±1.06	33.10±1.19	2.44±0.23	2.33±0.25
Majority label	29.00±0.89	41.90±4.08	5.90±1.39	26.10±2.49
0-hop prompt	64.17±0.68	89.20±1.89	68.10±3.11	70.00±5.82
1-hop prompt	81.92±1.86	91.30±2.02	73.80 ±1.92	<u>82.20±3.98</u>
2-hop prompt	<u>83.43±2.25</u>	<u>91.80±2.17</u>	<u>74.30±2.53</u>	TokenLimit
GraphTool	74.02±1.18	89.50±2.32	67.50±5.50	75.30±3.06
GraphTool+	81.40±3.08	91.90±2.16	73.30±2.86	78.50±3.43
Graph-as-Code	85.16±1.47	89.90±1.85	74.40±3.02	82.70±2.66

include detailed descriptions or user profiles, presenting both opportunities for deeper reasoning and challenges for efficient context processing by LLMs.

4 Experiments across Axes of Variability

We evaluate LLMs across multiple axes of variability. We organize this section into three parts: short-text homophilic datasets (section 4.1), heterophilic datasets (section 4.2), and long-text homophilic datasets (section 4.3). In each setting, we introduce additional baselines to contextualize performance.

Baselines. We compare against several baselines: **Random**, which predicts labels uniformly at random, serving as a natural lower bound; **Majority Label**, which assigns the most frequent label from the training and validation sets to all test nodes; and, for heterophilic datasets, the classic **Label Propagation** (LP) algorithm. In LP, node labels are represented as one-hot vectors $\mathbf{Y} \in \{0, 1\}^{N \times C}$, unknown labels are initialized as zero vectors. The (random-walk) *normalized adjacency matrix* is defined as $\hat{\mathbf{A}} = \mathbf{D}^{-1} \mathbf{A}$, where \mathbf{D} is a diagonal degree matrix $\mathbf{D} = \text{diag}(d_1, \dots, d_n)$ with $d_i = \sum_{j=1}^n \mathbf{A}_{ij}$ denoting the degree of node i . Predictions $\hat{\mathbf{Y}} \in \mathbb{R}^{N \times C}$ are computed by $\hat{\mathbf{Y}} = \hat{\mathbf{A}}^\ell \mathbf{Y}$, where $\ell = 10$ is the number of steps, and each node is assigned the label with the highest score. We do not apply LP to homophilic datasets since prior work [Huang et al., 2024a] suggests LLMs struggle under low homophily, potentially collapsing to propagation-like heuristics.

4.1 Short-text homophilic datasets

Finding 1. *Prompting and Graph-as-Code are closely competitive on short-text homophilic datasets.*

Table 1 reaffirms prior work by showing that all LLM-based approaches substantially outperform trivial baselines such as random guessing and majority label assignment. This confirms LLMs leverage both textual node features and graph structure for classification in homophilic regimes. Furthermore, within the Prompting interaction mode, accuracy increases with the inclusion of neighborhood context, moving from self to 1-hop and 2-hop prompt variants, consistent with established findings Huang et al. [2024a], Wu et al. [2025]. However, *on graphs with high average degree, context token limits are reached quickly*, restricting possible gains from additional neighborhood information.

Finding 2. *In ReAct-based methods, more flexible variants perform better on homophilic datasets.*

The ReAct-based interaction strategies exhibits a clear trend from GraphTool to GraphTool+ to Graph-as-Code. As the LLM is given greater agency and adaptivity in interacting with the graph – moving from fixed tool invocation (GraphTool), to enhanced retrieval options (GraphTool+), and finally to the fully programmatic Graph-as-Code—classification, accuracy improves (Finding 2). We believe that adaptivity is valuable in homophilic settings, as local neighborhood labels are highly informative but the optimal aggregation strategy may also depend on node degree and graph topology. Thus, increased agency empowers the LLM to tailor its reasoning and retrieval to the specific structure of each instance, resulting in stronger overall performance.

Table 2: Accuracy of baselines and LLM-graph interaction modes Prompting, GraphTool, and Graph-as-Code on heterophilic datasets. Best per-dataset results are **bold**, runner-up underlined.

	cornell	texas	washington	wisconsin
# Classes	5	5	5	5
Avg. text length	2039.69	2427.40	1597.53	2109.54
Hom. (%)	11.55	6.69	17.07	16.27
Avg. degree	1.53	1.66	1.72	1.89
Random	21.74±3.19	8.40±1.56	20.43±2.87	18.11±3.62
Majority label	42.43±1.56	58.70±1.40	45.94±3.64	44.15±2.20
Label propagation	41.74±1.06	78.90±1.67	15.07±4.21	14.21±2.69
0-hop prompt	81.57±1.80	53.20±3.19	80.14±2.54	84.78±2.86
1-hop prompt	81.39±0.99	71.40±2.07	81.74±1.80	88.81±1.43
2-hop prompt	84.17±1.43	TokenLimit	84.35±1.67	91.45±1.87
GraphTool	<u>91.30±2.46</u>	59.60±2.38	80.14±1.32	87.04±1.58
GraphTool+	91.13±2.97	63.70±2.36	80.41±0.94	87.42±1.60
Graph-as-Code	92.70±2.35	<u>73.60±3.78</u>	<u>81.96±2.92</u>	<u>89.17±2.69</u>

 Table 3: Accuracy of baselines and LLM-graph interaction modes Prompting, GraphTool, and Graph-as-Code on long-text homophilic datasets. Best per-dataset results are **bold**, runner-up underlined.

	citeseer	reddit	computer	photo	instagram	wiki-cs
# Classes	6	2	10	12	2	10
Avg. text length	1018.97	761.82	792.77	797.82	509.64	3215.56
Hom. (%)	72.93	55.52	85.28	78.50	63.35	68.67
Avg. degree	1.34	5.93	8.27	10.36	12.70	18.45
Random	16.80±2.05	51.60±2.97	10.00±2.21	8.20±3.03	50.30±3.07	9.90±2.13
Majority label	21.90±2.10	52.80±2.97	24.20±2.89	42.30±2.25	65.10±2.90	21.50±3.89
0-hop prompt	68.20±2.77	47.90±3.86	65.50±3.32	69.80±3.15	48.00±3.66	74.00±3.10
1-hop prompt	68.30±2.59	59.30±4.12	<u>86.10±2.59</u>	<u>85.80±1.92</u>	56.10±2.30	TokenLimit
2-hop prompt	69.40±2.10	TokenLimit	TokenLimit	TokenLimit	TokenLimit	TokenLimit
2-hop budget prompt	70.20±2.83	54.40±3.85	86.00±2.41	85.60±1.63	54.50±4.45	80.80±3.48
GraphTool	68.30±1.15	56.25±1.84	80.80±4.61	77.00±2.32	47.80±4.09	76.27±4.18
GraphTool+	68.70±2.31	61.80±1.15	83.10±2.63	81.30±0.97	48.20±2.92	80.50±3.10
Graph-as-Code	71.80±2.22	<u>61.60±2.36</u>	86.20±3.55	86.40±2.65	<u>56.40±2.56</u>	82.20±3.63

4.2 Heterophilic datasets

Finding 3. All LLM-graph interaction modes are effective on heterophilic datasets.

Table 2 challenges common assumptions and prior work [Huang et al., 2024a] which suggests LLMs struggle on heterophilic graphs. In this setting, local label information can be non-predictive or even misleading, making it difficult for LLMs to rely on neighborhood cues for accurate classification. Despite low levels of homophily, all LLM-graph interaction modes (ϕ_{prompt} , ϕ_{tool} , ϕ_{code}) achieve strong accuracy (Finding 3), consistently outperforming classic baselines such as majority labeling and label propagation. This demonstrates that LLMs can exploit non-local or feature-based cues for classification, rather than relying solely on simple neighborhood voting heuristics. Here, the *context window token limit is reached again, primarily due to long textual features*, rather than graph degree, which constrains the amount of context that can be included in prompts. Nevertheless, providing more context in prompting proves beneficial, contrary to popular belief, and similar to the homophilic setting.

Furthermore, ReAct-based variants exhibit a clear advantage with increased agency and adaptivity in interacting with the graph – moving from fixed tool invocation (GraphTool), to enhanced retrieval options (GraphTool+), and finally to the fully programmatic Graph-as-Code, reinforcing Finding 2 in the heterophilic setting as well. The Graph-as-Code variant (ϕ_{code}) in particular excels, likely due to its compositional access to features and structure, which is especially advantageous when neighborhood labels are diverse or uninformative.

4.3 Long-text datasets

Finding 4. *Graph-as-Code significantly outperforms Prompting and GraphTool on long-text datasets.*

Table 3 shows clear performance gaps, with Prompting (ϕ_{prompt}) performing worst and Graph-as-Code best (Finding 4). In this setting, Prompting is constrained by node feature length and neighborhood size, both quickly exhausting the model’s token budget. Notably, similar token-limit issues appeared in previous sections—for the *products* dataset in short-text homophilic benchmarks and for the *texas* and *washington* datasets in the heterophilic regime when features were long or neighborhoods large.

To mitigate these constraints, we introduce the 2-hop budget prompting variant, which caps the number of neighbors per node via sampling. While this adjustment helps avoid hitting the token limit and allows the model to reason over a sampled subset of context, Prompting still remains the least effective variant, with Graph-as-Code the most effective one (Finding 2). This is likely due to the noise and information loss introduced by sampling, which can obscure important neighborhood signals.

These results demonstrate that Graph-as-Code (ϕ_{code}) can offer substantial advantages for LLM-based node classification in dense or feature-rich graphs, which represent a large proportion of real-world networks such as e-commerce and recommendation networks. Furthermore, while context windows are indeed expanding, prior work has shown that LLMs often struggle to effectively leverage long inputs, and that more context does not always translate to better reasoning [An et al., 2024, Li et al., 2024a]. Thus, approaches like Graph-as-Code that restructure graph information to highlight salient structure and reduce redundancy remain crucial, even as model capacities grow.

5 Experiments on features, structure, and labels dependencies

In this section, we examine whether the widely used Prompting (ϕ_{prompt}) and the best performing Graph-as-Code (ϕ_{code}) interaction modes rely similarly on node features, graph structure, and labels. We organize the analysis into two parts: (i) the effect (or dependency) of removing portions of node features and edges (section 5.1), and (ii) the effect of removing labels and edges (section 5.2). We visualize results with 2D heatmaps of accuracy against feature, edge, and label removal rates.

Additional setup. For each dataset, deletion rates, and LLM-graph interaction strategies, we predict the labels of 1,000 randomly sampled test nodes per seed and average over five independent runs, reporting the mean as in previous experiments. However, in both Section 5.1 and Section 5.2 we run partial-deletion experiments: edges and labels are removed uniformly at random, while feature deletion is implemented by truncating each node’s text to the fixed percentage of tokens. We adopt truncation as it provides a simple, model-agnostic, and reproducible way to scale the information available to the LLM, while avoiding additional assumptions about feature semantics that could bias results.

5.1 Features vs. structure dependencies

Finding 5. *Prompting and Graph-as-Code exhibit comparable use of node features and structure.*

Figure 2 shows that, for all three datasets, the two panels have nearly identical characteristics, indicating that Prompting (ϕ_{prompt}) and Graph-as-Code (ϕ_{code}) share the same dependence on features and structure. On *cora* and *arxiv*, accuracy drops mainly with edge deletion, while on *cornell* it is driven primarily by feature deletion (Finding 5). This alignment arises from the inherent characteristics of the datasets. Both *cora* and *arxiv* are highly homophilic, meaning nodes of the same class are densely interconnected. In these settings, structural information, specifically the local label context provided by edges, has high impact on accuracy, so removing edges disrupts information flow and leads to a decrease in accuracy for both methods. Conversely, *cornell* is a heterophilic dataset, where nodes of different classes are more likely to be connected and the graph structure is less informative. Here, node features are more discriminative than the sparse and less meaningful edge connections, making feature deletion the dominant factor impacting performance.

Finding 6. *Graph-as-Code is more robust than Prompting to feature, structure and label deletion.*

Beyond the shared dependency, Graph-as-Code (ϕ_{code}) consistently outperforms Prompting and is more resilient to perturbations (Finding 6). When structure is completely removed but features are intact, Graph-as-Code preserves high accuracy on all datasets, whereas Prompting collapses. This difference arises because Graph-as-Code can access feature and label information of other nodes even when edges are absent, whereas Prompting depends on edge connections to retrieve this information.

Finding 7. *When the prompt size reaches the token limit, the behavior of Graph-as-Code and Prompting diverges, with Graph-as-Code performing significantly better.*

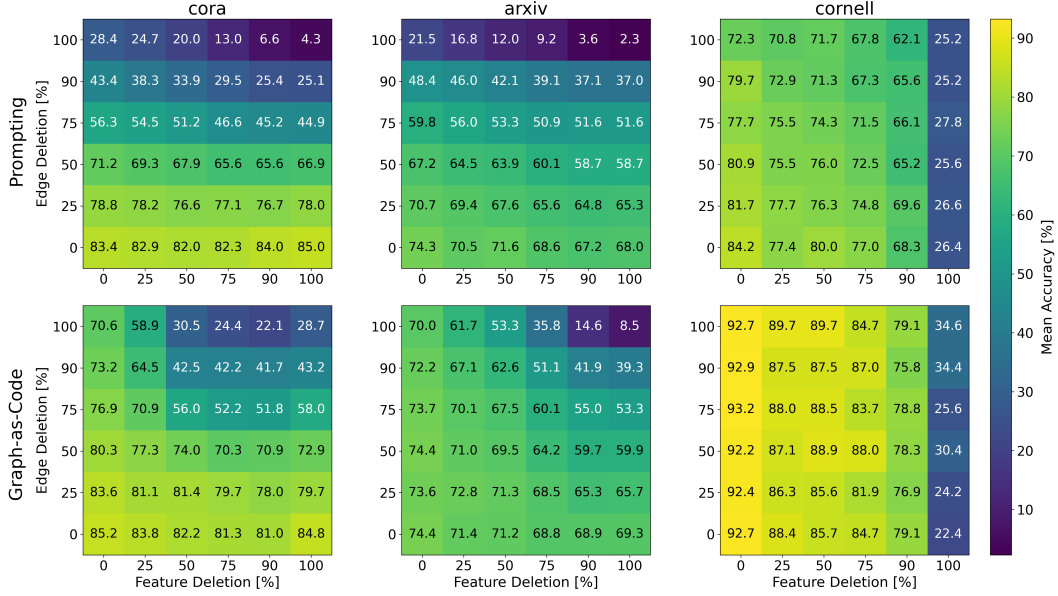


Figure 2: Accuracy of 2-hop prompting and Graph-as-Code on the cora, arxiv, and cornell datasets under varying ratios of randomly removed edges and truncated text features.

Long-text homophilic graphs further challenge Finding 5 because 2-hop prompts are prone to hitting the token limit. Figure 3 shows that on *photo* we indeed observe a divergence in behavior between the two methods (Finding 7). This divergence on *photo* is expected given the dataset’s characteristics. *Photo* is highly homophilic and contains nodes with rich, lengthy feature descriptions. In homophilic graphs, nodes are densely connected to others of the same class, so 2-hop prompts accumulate a substantial amount of feature text from numerous neighbors. This quickly exceeds the LLM’s context window, leading to a significant drop in accuracy for Prompting. In contrast, Graph-as-Code (ϕ_{code}) is designed to selectively retrieve and compose only the necessary structure and features for each query. This allows it to avoid exceeding the token limit and maintain high accuracy, even in the presence of long node descriptions and dense connectivity.

This result ties back to our long-text homophilic experiments and findings in Section 4.3. There we observed a large gap in favor of Graph-as-Code (ϕ_{code}); the *photo* ablation reveals the same characteristic: Prompting is fundamentally bottlenecked by the context window and can even benefit from discarding feature text to fit within it, whereas Graph-as-Code (ϕ_{code}) retrieves and composes the needed structure and features without exceeding the token budget. Thus, the two methods share the same dependence on features and structure when prompts fit the context window, but once the token limit becomes a limiting factor, their behaviors diverge and Graph-as-Code proves superior. Practitioners should therefore assess the graph density and average feature length before choosing an LLM-graph interaction mode, prioritizing adaptive methods such as Graph-as-Code for cases with high density or long-text features.

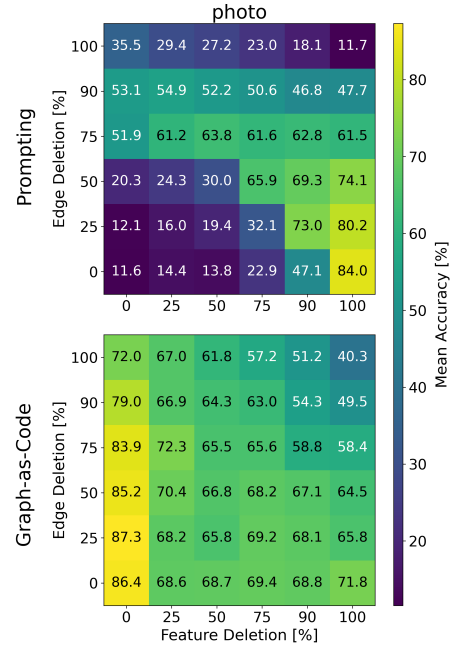


Figure 3: Accuracy of 2-hop prompting and Graph-as-Code on the photo dataset under varying ratios of randomly removed edges and truncated features.

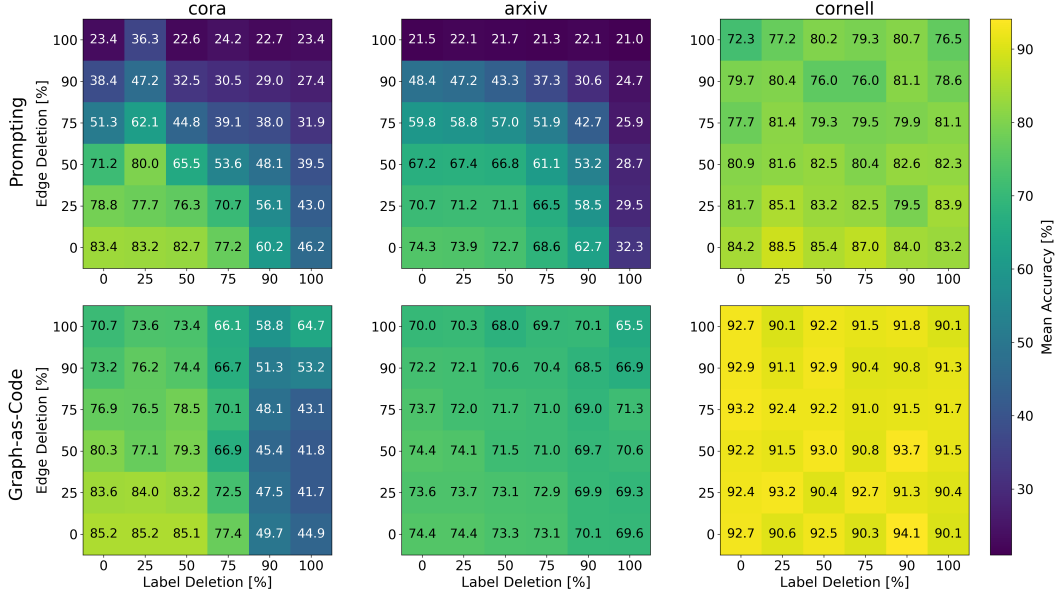


Figure 4: Accuracy of 2-hop prompting and Graph-as-Code on the cora, arxiv, and cornell datasets under varying ratios of randomly removed edges and known labels.

5.2 Labels vs. structure dependencies

Finding 8. *Prompting and Graph-as-Code exhibit different dependencies on labels and structure.*

Figure 4 demonstrates a stark contrast between the dependence patterns of Prompting (ϕ_{prompt}) and Graph-as-Code (ϕ_{code}) when subjected to edge and label deletion (Finding 8). This behavior is in contrast to the alignment on feature and structure dependencies observed in Section 5.1.

Finding 9. *Graph-as-Code is able to flexibly shift its reliance between structure, features, and labels to leverage the most informative input type.*

For Prompting (ϕ_{prompt}), the results across all datasets reveal that accuracy degrades rapidly along both axes, confirming that Prompting requires both structure and labels to perform reasonably. Graph-as-Code (ϕ_{code}) by comparison, displays a notably different pattern. Its accuracy remains nearly constant as edges are deleted, as long as either features or labels are present. This might suggest that Graph-as-Code ignores structure entirely; however, as previously observed in Section 5.1, structural information becomes crucial only when features are truncated. Thus, Graph-as-Code does not disregard structure, but instead leverages it only when it is more informative relative to other available signals.

This leads to a key insight: Graph-as-Code (ϕ_{code}) can flexibly shift its reliance to the most informative input type, and is thus only vulnerable when multiple sources of information are heavily degraded (Finding 9). This adaptive behavior contrasts sharply with the brittleness of Prompting and re-emphasizes the robustness of Graph-as-Code (Finding 6).

6 Conclusions

In this work, we conducted the first comprehensive, controlled evaluation of LLMs for node classification across key axes of variability: LLM-graph interaction mode (Prompting, ReAct-style tool use, and Graph-as-Code), dataset domain (citation, web-link, e-commerce, social), structural regimes (homophilic vs. heterophilic), textual feature characteristics (short vs. long), model size (from small to large) and reasoning capabilities. Our large-scale study reveals that the Graph-as-Code method, which leverages LLMs’ coding capabilities, achieves the strongest overall performance—especially on graphs with long textual features or high-degree nodes, where the widely-used prompting method quickly becomes infeasible due to context window limitations. We also find that all LLM-graph interaction methods remain effective on heterophilic graphs, challenging the commonly held assumption that LLM-based methods fail in low-homophily settings [Huang et al., 2024a].

Through a series of controlled dependency analyses, we independently truncate features, delete edges, and remove labels to quantify reliance on different input types. Experiments show that Graph-as-Code flexibly adapts its reliance to the most informative signal, be it structure, features, or labels.

Our findings provide actionable guidance for both practitioners and researchers: (1) Code generation is the preferred LLM-graph interaction mode, particularly as graphs grow in size and complexity; (2) LLMs remain effective on heterophilic graphs; (3) Graph-as-Code’s adaptive reliance can be used to robustly handle noisy or partially missing data, where different input signals may be degraded.

References

- Chenxin An, Jun Zhang, Ming Zhong, Lei Li, Shansan Gong, Yao Luo, Jingjing Xu, and Lingpeng Kong. Why does the effective context length of llms fall short?, 2024.
- Maciej Besta, Nils Blach, Ales Kubicek, Robert Gerstenberger, Michal Podstawski, Lukas Gianinazzi, Joanna Gajda, Tomasz Lehmann, Hubert Niewiadomski, Piotr Nyczyk, et al. Graph of thoughts: Solving elaborate problems with large language models. In *AAAI*, 2024.
- Tom B. Brown, Benjamin Mann, Nick Ryder, Melanie Subbiah, Jared Kaplan, Prafulla Dhariwal, Arvind Neelakantan, Pranav Shyam, Girish Sastry, Amanda Askell, Sandhini Agarwal, Ariel Herbert-Voss, Gretchen Krueger, Tom Henighan, Rewon Child, Aditya Ramesh, Daniel M. Ziegler, Jeffrey Wu, Clemens Winter, Christopher Hesse, Mark Chen, Eric Sigler, Mateusz Litwin, Scott Gray, Benjamin Chess, Jack Clark, Christopher Berner, Sam McCandlish, Alec Radford, Ilya Sutskever, and Dario Amodei. Language models are few-shot learners. In *NeurIPS*, 2020.
- Qiaolong Cai, Zhaowei Wang, Shizhe Diao, James Kwok, and Yangqiu Song. Codegraph: Enhancing graph reasoning of llms with code. *arXiv*, 2024.
- Mark Chen, Jerry Tworek, Heewoo Jun, Qiming Yuan, Henrique Pinto, Jared Kaplan, Harri Edwards, Yuri Burda, Nicholas Joseph, Greg Brockman, et al. Evaluating large language models trained on code. *arXiv*, 2021a.
- Mark Chen, Jerry Tworek, Heewoo Jun, Qiming Yuan, Henrique Ponde De Oliveira Pinto, Jared Kaplan, Harri Edwards, Yuri Burda, Nicholas Joseph, Greg Brockman, et al. Evaluating large language models trained on code. *arXiv*, 2021b.
- Xinyun Chen, Maxwell Lin, Nathanael Schärli, and Denny Zhou. Teaching large language models to self-debug. *arXiv*, 2023.
- Antonia Creswell and Murray Shanahan. Selection-inference: Exploiting large language models for interpretable reasoning. In *EMNLP*, 2022.
- Xinnan Dai, Haohao Qu, Yifen Shen, Bohang Zhang, Qihao Wen, Wenqi Fan, Dongsheng Li, Jiliang Tang, and Caihua Shan. How do large language models understand graph patterns? a benchmark for graph pattern comprehension. In *ICLR*, 2025.
- Darren Edge, Ha Trinh, Newman Cheng, Joshua Bradley, Alex Chao, Apurva Mody, Steven Truitt, Dasha Metropolitan, Robert Osazuwa Ness, and Jonathan Larson. From local to global: A graph rag approach to query-focused summarization. *arXiv*, 2024.
- Bahare Fatemi, Jonathan Halcrow, and Bryan Perozzi. Talk like a graph: Encoding graphs for large language models. In *ICLR*, 2024.
- Ben Finkelshtein, Xingyue Huang, Michael Bronstein, and İsmail İlkan Ceylan. Cooperative graph neural networks. In *ICML*, 2024.
- Ben Finkelshtein, İsmail İlkan Ceylan, Michael Bronstein, and Ron Levie. Equivariance everywhere all at once: A recipe for graph foundation models. *arXiv*, 2025.
- Luyu Gao, Aman Madaan, Shuyan Zhou, Uri Alon, Pengfei Liu, Yiming Yang, Jamie Callan, and Graham Neubig. Pal: Program-aided language models. In *ICML*, 2023.
- Zhibin Gou, Zhihong Shao, Yeyun Gong, Yelong Shen, Yujiu Yang, Nan Duan, and Weizhu Chen. Critic: Large language models can self-correct with tool-interactive critiquing. *arXiv*, 2023.
- Zhong Guan, Likang Wu, Hongke Zhao, Ming He, and Jianpin Fan. Attention mechanisms perspective: Exploring llm processing of graph-structured data. In *ICML*, 2025.
- Taicheng Guo, Kehan Guo, Bozhao Nan, Zhenwen Liang, Zhichun Guo, Nitesh V. Chawla, Olaf Wiest, and Xiangliang Zhang. What can large language models do in chemistry? a comprehensive benchmark on eight tasks. In *NeurIPS*, 2023.
- William L. Hamilton, Rex Ying, and Jure Leskovec. Inductive representation learning on large graphs. In *NeurIPS*, 2017.
- Weihua Hu, Matthias Fey, Marinka Zitnik, Yuxiao Dong, Hongyu Ren, Bowen Liu, Michele Catasta, and Jure Leskovec. Open graph benchmark: Datasets for machine learning on graphs. In *NeurIPS*, 2020.
- Jin Huang, Xingjian Zhang, Qiaozhu Mei, and Jiaqi Ma. Can llms effectively leverage graph structural information through prompts, and why? In *TMLR*, 2024a.
- Shijue Huang, Wanjun Zhong, Jianqiao Lu, Qi Zhu, Jiahui Gao, Weiwen Liu, Yutai Hou, Xingshan Zeng, Yasheng Wang, Lifeng Shang, et al. Planning, creation, usage: Benchmarking llms for comprehensive tool utilization in real-world complex scenarios. *arXiv*, 2024b.

- Thomas Kipf and Max Welling. Semi-supervised classification with graph convolutional networks. In *ICLR*, 2017.
- Raymond Li, Loubna Ben Allal, Yangtian Zi, Niklas Muennighoff, Denis Kocetkov, Chenghao Mou, Marc Marone, Christopher Akiki, Jia Li, Jenny Chim, et al. Starcoder: may the source be with you! *arXiv*, 2023.
- Tianle Li, Ge Zhang, Quy Duc Do, Xiang Yue, and Wenhui Chen. Long-context llms struggle with long in-context learning. In *TML*, 2024a.
- Xin Li, Weize Chen, Qizhi Chu, Haopeng Li, Zhaojun Sun, Ran Li, Chen Qian, Yiwei Wei, Chuan Shi, Zhiyuan Liu, et al. Can large language models analyze graphs like professionals? a benchmark, datasets and models. In *NeurIPS*, 2024b.
- Yujia Li, David Choi, Junyoung Chung, Nate Kushman, Julian Schrittwieser, Rémi Leblond, Tom Eccles, James Keeling, Felix Gimeno, Agustin Dal Lago, et al. Competition-level code generation with alphacode. *AAAS*, 2022.
- Haotian Liu, Chunyuan Li, Qingyang Wu, and Yong Jae Lee. Visual instruction tuning. *arXiv*, 2023.
- Xiangyan Liu, Bo Lan, Zhiyuan Hu, Yang Liu, Zhicheng Zhang, Fei Wang, Michael Shieh, and Wenmeng Zhou. Codexgraph: Bridging large language models and code repositories via code graph databases. In *ACL*, 2025.
- Pan Lu, Baolin Peng, Hao Cheng, Michel Galley, Kai-Wei Chang, Ying Nian Wu, Song-Chun Zhu, and Jianfeng Gao. Chameleon: Plug-and-play compositional reasoning with large language models. *NeurIPS*, 2023.
- Peter Mernyei and Cătălina Cangea. Wiki-cs: A wikipedia-based benchmark for graph neural networks. *arXiv*, 2020.
- Shishir G Patil, Tianjun Zhang, Xin Wang, and Joseph E Gonzalez. Gorilla: Large language model connected with massive apis. *NeurIPS*, 2024.
- Hongbin Pei, Bingzhe Wei, Kevin C.-C. Chang, Yizhou Lei, and Bo Yang. Geom-gcn: Geometric graph convolutional networks. In *ICLR*, 2020.
- Bryan Perozzi, Bahare Fatemi, Dustin Zelle, Anton Tsitsulin, Mehran Kazemi, Rami Al-Rfou, and Jonathan Halcrow. Let your graph do the talking: Encoding structured data for llms. *arXiv*, 2024.
- Colin Raffel, Noam Shazeer, Adam Roberts, Katherine Lee, Sharan Narang, Michael Matena, Yanqi Zhou, Wei Li, and Peter J Liu. Exploring the limits of transfer learning with a unified text-to-text transformer. *JMLR*, 2020.
- Adam Roberts, Colin Raffel, and Noam Shazeer. How much knowledge can you pack into the parameters of a language model? In *EMNLP*, 2020.
- Joshua Robinson, Rishabh Ranjan, Weihua Hu, Kexin Huang, Jiaqi Han, Alejandro Dobles, Matthias Fey, Jan E. Lenssen, Yiwen Yuan, Zecheng Zhang, Xinwei He, and Jure Leskovec. Relbench: A benchmark for deep learning on relational databases, 2024.
- Timo Schick, Jane Dwivedi-Yu, Roberto Dessi, Roberta Raileanu, Maria Lomeli, Eric Hambro, Luke Zettlemoyer, Nicola Cancedda, and Thomas Scialom. Toolformer: Language models can teach themselves to use tools. In *NeurIPS*, 2023.
- Minju Seo, Jinheon Baek, Seongyun Lee, and Sung Ju Hwang. Paper2code: Automating code generation from scientific papers in machine learning. *arXiv*, 2025.
- Oleksandr Shchur, Maximilian Mumme, Aleksandar Bojchevski, and Stephan Günnemann. Pitfalls of graph neural network evaluation, 2019.
- Noah Shinn, Federico Cassano, Ashwin Gopinath, Karthik Narasimhan, and Shunyu Yao. Reflexion: Language agents with verbal reinforcement learning. *NeurIPS*, 2023.
- Weihang Su, Qingyao Ai, Xiangsheng Li, Jia Chen, Yiqun Liu, Xiaolong Wu, and Shengluan Hou. Wikiformer: Pre-training with structured information of wikipedia for ad-hoc retrieval, 2024.
- Jiabin Tang, Yuhao Yang, Wei Wei, Lei Shi, Lixin Su, Suqi Cheng, Dawei Yin, and Chao Huang. Graphgpt: Graph instruction tuning for large language models. *SIGIR*, 2024.
- Jianheng Tang, Qifan Zhang, Yuhao Li, Nuo Chen, and Jia Li. Grapharena: Evaluating and exploring large language models on graph computation. *ICLR*, 2025.
- Petar Veličković, Guillem Cucurull, Arantxa Casanova, Adriana Romero, Pietro Liò, and Yoshua Bengio. Graph attention networks. In *ICLR*, 2018.
- Heng Wang, Shangbin Feng, Tianxing He, Zhaoxuan Tan, Xiaochuang Han, and Yulia Tsvetkov. Can language models solve graph problems in natural language? In *NeurIPS*, 2024.
- Lei Wang, Wanyu Xu, Yihui Lan, Zhiqiang Hu, Yunshi Lan, Roy Ka-Wei Lee, and Ee-Peng Lim. Plan-and-solve prompting: Improving zero-shot chain-of-thought reasoning by large language models. *arXiv*, 2023.

- Jason Wei, Xuezhi Wang, Dale Schuurmans, Maarten Bosma, brian ichter, Fei Xia, Ed Chi, Quoc V Le, and Denny Zhou. Chain-of-thought prompting elicits reasoning in large language models. In *NeurIPS*, 2022.
- Xixi Wu, Yifei Shen, Fangzhou Ge, Caihua Shan, Yizhu Jiao, Xiangguo Sun, and Hong Cheng. When do llms help with node classification? a comprehensive analysis. In *ICML*, 2025.
- Chengdong Yang, Hongrui Liu, Daixin Wang, Zhiqiang Zhang, Cheng Yang, and Chuan Shi. Flag: Fraud detection with llm-enhanced graph neural network. In *SIGKDD*, 2025.
- Shunyu Yao, Jeffrey Zhao, Dian Yu, Prithviraj Ammanabrolu, Matthew Hausknecht, and Karthik Narasimhan. React: Synergizing reasoning and acting in language models. *arXiv*, 2023.
- Ruosong Ye, Caiqi Zhang, Runhui Wang, Shuyuan Xu, and Yongfeng Zhang. Language is all a graph needs. In *ACL*, 2024.
- Jiawei Zhang. Graph-toolformer: To empower llms with graph reasoning ability via prompt augmented by chatgpt. *arXiv*, 2023.
- Jianan Zhao, Le Zhuo, Yikang Shen, Meng Qu, Kai Liu, Michael M Bronstein, Zhaocheng Zhu, and Jian Tang. Graphtext: Graph learning in text space. *arXiv*, 2024.
- Qinkai Zheng, Xiao Xia, Xu Zou, Yuxiao Dong, Shan Wang, Yufei Xue, Lei Shen, Zihan Wang, Andi Wang, Yang Li, et al. Codegeex: A pre-trained model for code generation with multilingual benchmarking on humaneval-x. In *SIGKDD*, 2023.
- Denny Zhou, Nathanael Schärli, Le Hou, Jason Wei, Nathan Scales, Swaroop Mishra, Alexis Nguyen, Christopher Potts, Quoc Le, and Ed Chi. Least-to-most prompting enables complex reasoning in large language models. In *NeurIPS*, 2022.
- Yuqi Zhu, Xiaohan Wang, Jing Chen, Shuofei Qiao, Yixin Ou, Yunzhi Yao, Shumin Deng, Huajun Chen, and Ningyu Zhang. Llm for knowledge graph construction and reasoning: Recent capabilities and future opportunities. In *arXiv*, 2023.

A Additional Experiments across Axes of Variability

In this section, we present experiments and findings across additional axes of variability. In Section A.1 and Section A.2, we analyze the impact of LLM size and reasoning, respectively, on accuracy across various graph domains, homophily levels, and feature text lengths.

A.1 LLM sizes

Table 4: Accuracy of LLM-graph interaction modes Prompting and Graph-as-Code across LLMs of varying sizes.

	Dataset	Llama	o4-mini	DeepSeek R1	GPT-5
2-hop prompt	cora	72.17 \pm 2.07	85.16 \pm 1.47	86.20 \pm 1.10	87.10 \pm 0.90
	arxiv	62.80 \pm 2.20	74.40 \pm 3.02	75.30 \pm 2.50	76.20 \pm 2.00
	cornell	80.05 \pm 1.90	84.17 \pm 1.43	85.50 \pm 1.20	86.20 \pm 1.00
	texas	TokenLimit	TokenLimit	TokenLimit	TokenLimit
	citeseer	14.10 \pm 4.55	69.40 \pm 2.10	71.00 \pm 1.90	72.20 \pm 1.70
	photo	TokenLimit	TokenLimit	TokenLimit	TokenLimit
	wiki-cs	TokenLimit	TokenLimit	TokenLimit	TokenLimit
	average	57.28 \pm 2.68	78.78 \pm 2.01	79.75 \pm 1.68	80.43 \pm 1.65
Graph-as-Code	cora	75.23 \pm 2.00	85.16 \pm 1.47	86.50 \pm 0.95	87.70 \pm 0.80
	arxiv	65.60 \pm 2.30	74.40 \pm 3.02	75.60 \pm 2.10	76.50 \pm 1.80
	cornell	86.00 \pm 2.10	92.70 \pm 2.35	93.10 \pm 2.00	93.80 \pm 1.80
	texas	68.00 \pm 2.50	73.60 \pm 3.78	75.10 \pm 2.60	76.00 \pm 2.40
	citeseer	16.30 \pm 4.00	71.80 \pm 2.22	72.80 \pm 1.95	73.60 \pm 1.85
	photo	83.69 \pm 2.59	86.40 \pm 2.65	87.00 \pm 2.50	87.60 \pm 2.20
	wiki-cs	79.76 \pm 2.94	82.20 \pm 3.63	83.10 \pm 3.10	83.80 \pm 2.90
	average	67.80 \pm 2.35	80.75 \pm 2.70	81.89 \pm 2.17	82.71 \pm 1.96

Finding 10. *Larger LLMs consistently deliver better performance.*

Table 4 demonstrate a clear and consistent trend from Llama to o4-mini, DeepSeek R1, and GPT-5: increasing LLM size yields improved node classification performance (Finding 10). This holds across all datasets and both interaction modes. This result is natural as larger LLMs possess greater capacity to model complex relationships and capture subtle dependencies between textual features and graph structure [Dai et al., 2025]. As a results, the performance gap between Prompting and Graph-as-Code also persists at each model size, strengthening earlier findings from both short-text and long-text datasets that Graph-as-Code consistently provide an advantage (Findings 3 and 4).

We also note that the incremental improvements between o4-mini, DeepSeek R1, and GPT-5 are less dramatic than the jump from Llama, suggesting diminishing returns at the upper end, but the trend is robust. This aligns with the broader literature on LLM scaling laws, where larger models better capture complex dependencies.

Finding 11. *Context window token limits consistently constrain the performance of Prompting, regardless of LLM size.*

A notable secondary observation is that token limits remain a bottleneck for Prompting in several datasets (*texas*, *photo*, *wiki-cs*), regardless of LLM size (Finding 11). This is expected as context window limitations are a fundamental property of LLM architectures – no matter how large the model, there is a maximum input length that cannot be exceeded. As neighborhood size or feature length increases, the input quickly outgrows this limit, preventing the LLM from accessing all relevant context. This limitation highlights a fundamental constraint of the Prompting strategy: as neighborhood or feature size grows, even large models cannot circumvent context window restrictions.

A.2 Reasoning Capabilities

Finding 12. *Reasoning consistently improves performance.*

Table 5 reveals a consistent and substantial boost in accuracy when reasoning modes are enabled for both Phi-4 and Qwen LLMs, regardless of the interaction strategy used. This pattern is expected, as reasoning has been shown to elevate LLM performance across various domains such as question answering, knowledge graph completion, and complex decision-making [Wei et al., 2022, Creswell and Shanahan, 2022, Zhou et al., 2022]. It encourages the LLM to engage in step-by-step inference, explanation, and synthesis – capabilities that are crucial for effectively leveraging both node

Table 5: Accuracy of LLM-graph interaction strategies Prompting and Graph-as-Code across LLMs with reasoning and non-reasoning modes.

	Dataset	Phi-4		Qwen	
		w.o. reasoning	reasoning	w.o. reasoning	reasoning
2-hop prompt	cora	80.16±1.60	87.38±1.32	80.72±1.57	88.05±1.25
	arxiv	69.40±2.80	75.83±2.32	70.10±2.70	77.11±2.10
	cornell	79.17±1.43	85.09±1.35	79.62±1.49	86.01±1.23
	texas	TokenLimit	TokenLimit	TokenLimit	TokenLimit
	citeseer	64.40±2.10	70.84±1.90	64.99±2.05	71.42±1.80
	photo	TokenLimit	TokenLimit	TokenLimit	TokenLimit
	wiki-cs	TokenLimit	TokenLimit	TokenLimit	TokenLimit
	average	73.28±1.98	79.29±1.72	73.36±1.95	80.15±1.60
Graph-as-Code	cora	81.08±1.47	89.12±1.10	81.67±1.52	89.83±1.08
	arxiv	71.40±3.00	78.54±2.40	72.01±2.95	79.21±2.30
	cornell	87.70±2.35	96.47±2.00	88.19±2.30	97.01±1.95
	texas	64.40±3.10	71.62±2.87	65.18±3.05	72.29±2.81
	citeseer	66.80±2.22	74.48±2.00	67.39±2.14	75.18±1.90
	photo	82.08±2.65	90.29±2.20	82.58±2.60	91.09±2.18
	wiki-cs	78.20±3.63	85.81±3.10	78.65±3.59	86.54±3.06
	average	75.38±2.42	83.19±2.10	75.67±2.39	83.45±2.04

attributes and graph structure. For example, reasoning can help the LLM to better contextualize information from multi-hop neighborhoods and to integrate evidence from various sources, reducing the risk of overlooking important relationships or introducing spurious correlations.

B Details on LLM-graph Interaction modes

In this section, we provide the full prompt templates used for each LLM-graph interaction mode evaluated in our experiments. These templates specify the instructions, available actions, and response formats provided to the LLM during node classification tasks. Specifically, we include the exact text used for the Prompting, GraphTool+, and Graph-as-Code modes, in Templates 1 to 3, respectively, enabling reproducibility and facilitating future methodological comparisons.

Template 1 – Prompting

Task: You are solving a node-based task. Your goal is to determine the label for node {node_id}. The final answer must be submitted as an integer corresponding to a class label. Below is the mapping from each integer index to its associated label.

Available class labels:

- 0: {text description of label 0}
- 1: {text description of label 1}
- ...

Node {node_id} has the textual description {feat_id} and belongs to label class {label_id} (or None).

Node {node_id} has the following neighbors 1-hop away:

- Node {n_1} has the textual description {feat_n1} and belongs to label class {label_n1} (or None).
- Node {n_2} has the textual description {feat_n2} and belongs to label class {label_n2} (or None).
- ...

Node {node_id} has the following neighbors 2-hops away:

- Node {m_1} has the textual description {feat_m1} and belongs to label class {label_m1} (or None).
- ...

Think and end your response with: Answer: [class_id].

Template 2 – GraphTool+

Task: You are solving a node-based reasoning task using interleaved steps. Your goal is to determine the label for node {node_id}. At each step, you may choose one of several available actions to gather information or submit your final prediction.

Instructions: Always begin with reasoning. You may take as many steps as needed, but aim to solve the task efficiently using the fewest necessary actions. Before each action, assess what information is available, what’s missing, which action is most appropriate next, and how many steps likely remain. Then, on a new line, specify your chosen action using one of the formats below. It must be the final non-empty line of your response.

Available actions:

- Action 0, `answer class_id`: Submit your final answer as an integer label.
- Action 1, `node node_id`: Retrieve the list of neighboring nodes connected to the specified node.
- Action 2, `node node_id`: Retrieve the textual description (features) of the specified node.
- Action 3, `node node_id`: Retrieve the label of the specified node if it is in the training set; otherwise, return `None`.
- Action 4, `node node_id, hop num_hop`: Retrieve the textual descriptions (features) of all nodes that are exactly `num_hop` hops away from the specified node.
- Action 5, `node node_id, hop num_hop`: Retrieve the labels (or `None`) of all nodes that are exactly `num_hop` hops away from the specified node.

Available class labels:

0: {text description of label 0}
...

Now begin your reasoning in the Scratchpad below:

Template 3 – Graph-as-Code

Task: You are solving a node-based reasoning...for node {node_id}. You have a pandas DataFrame `df` where each row corresponds to a node, indexed by its `node_id`.

Instructions: Always begin with reasoning...

Schema structure:

- The DataFrame index is the node id. Access a row by node id with: `df.loc[node_id]`.
- The column `features` stores each node’s textual description: `df.loc[node_id, 'features']`.
- The column `neighbors` stores a list of neighbor node IDs: `df.loc[node_id, 'neighbors']`.
- The column `label` contains the integer node label if it belongs to the training set; otherwise `None`.

You may query ANY column(s) of `df` using any valid pandas command that applies to a DataFrame named `df`. You may also use `pd.*` utilities with `df` as input. The dataframe can be long, so you may want to avoid commands that print the entire table.

Response format:

- For intermediate steps: reason then on the final line output a *single* valid pandas expression.
- To finish: reason then on the final line respond exactly as: `Answer [class_id]`.

Available class labels:

0: {text description of label 0}
...

All experiments were conducted using 8 Intel Xeon Platinum 8370C cpus.

C Dataset Statistics

The statistics of all datasets can be found in Table 6.

Table 6: Statistics of all datasets

	Dataset	#Nodes	#Edges	#Classes	Train/Val/Test (%)
Short-text homophilic	cora	2,708	5,429	7	60/20/20
	pubmed	19,717	44,338	3	60/20/20
	arxiv	169,343	1,166,243	40	53.7/17.6/28.7
	products	2,449,029	61,859,140	47	8.0/1.6/90.4
Heterophilic	cornell	191	292	5	60/20/20
	texas	187	310	5	60/20/20
	washington	229	394	5	60/20/20
	wisconsin	265	510	5	60/20/20
Long-text homophilic	citeseer	3,186	4,277	6	60/20/20
	reddit	33,434	198,448	2	60/20/20
	computer	87,229	721,081	10	60/20/20
	photo	48,362	500,928	12	60/20/20
	instagram	11,339	144,010	2	60/20/20
	wiki-cs	11,701	215,863	10	60/20/20