

Effects of Structural Allocation of Geometric Task Diversity in Linear Meta-Learning Models

Saptati Datta^{*1} Nicolas W. Hengartner^{*2} Yulia Pimonova² Natalie E. Klein² Nicholas E. Lubbers²

Abstract

Meta-learning aims to leverage information across related tasks to improve prediction on unlabeled data for new tasks when only a small number of labeled observations are available (“few-shot” learning). Increased task diversity is often believed to enhance meta-learning by providing richer information across tasks. However, recent work by Kumar et al. (2022) shows that increasing task diversity—quantified through the overall geometric spread of task representations—can in fact degrade meta-learning prediction performance across a range of models and datasets. In this work, we build on this observation by showing that meta-learning performance is affected not only by the overall geometric variability of task parameters, but also by how this variability is allocated relative to an underlying low-dimensional structure. Similar to Pimonova et al. (2025), we decompose task-specific regression effects into a structurally informative component and an orthogonal, non-informative component. We show theoretically and through simulation that meta-learning prediction degrades when a larger fraction of between-task variability lies in orthogonal, non-informative directions, even when the overall geometric variability of tasks is held fixed.

1. Introduction

Meta-learning (Finn et al., 2017; Nichol et al., 2018) is a learning framework in which one observes a collection of related tasks $\mathcal{T}_1, \dots, \mathcal{T}_S$, each associated with its own dataset $D^{(s)} = \{(x_i^{(s)}, y_i^{(s)})\}_{i=1}^{n_s}$, and seeks to use the joint information across tasks to learn a *meta-level object*—such as a shared representation, prior, or update rule (Finn et al., 2019)—that enables efficient learning and prediction on a new task \mathcal{T}_{new} from a small number of observations. It is

particularly well suited to settings characterized by data scarcity and task heterogeneity, where only a small number of labeled examples (“few shots”) are available and the goal is to generalize effectively to previously unseen or unlabeled data points (Finn et al., 2017).

A common intuition in meta-learning is that training on a more diverse set of tasks should improve generalization to new tasks. However, Kumar et al. (2022) show that this intuition does not always hold. Their analysis is conducted in the **episodic meta-learning** setting (See Supplementary Material A.1). A task is defined by the subset of classes used to form an episode, and accordingly Kumar et al. (2022) define **task diversity** (TD) as the diversity among classes within a task. Specifically, this diversity is defined as the volume of the parallelepiped spanned by the embeddings of each of these classes and is quantified as

$$TD \propto [\text{vol}(T)]^2, \quad (1)$$

where $T = \{c_1, \dots, c_N\}$, N is the number of classes (ways) in an N -way classification task, and c_i denotes the feature embedding of the i th class. Importantly, this notion of diversity does not refer to variability of observations within a fixed task or class, but rather to how the composition of classes defining an episode differs across task draws. Under this setting, Kumar et al. (2022) demonstrate that increasing task diversity does not consistently improve performance and can in fact degrade predictive accuracy in certain regimes.

While Kumar et al. (2022) establish this phenomenon through extensive empirical evaluation across models, datasets, and task-sampling strategies, their definition of task diversity in (1) captures only the overall geometric dispersion of class embeddings within tasks and shows that increasing this overall dispersion adversely affects meta-learning performance. We provide a principled characterization of why increased overall geometric task diversity degrades meta-learning performance in certain regimes. Moreover, our main contribution lies in distinguishing how different components of this dispersion interact with the underlying structure shared across tasks, and in clarifying which aspects of task-to-task variability are beneficial or detrimental for transfer. We demonstrate such a finding in

¹Department of Statistics, Texas A&M University, TX, USA
²Los Alamos National Laboratory, Los Alamos, USA. Correspondence to: Saptati Datta <saptati@tamu.edu>.

simple linear models.

To illustrate, consider S tasks, indexed by $s = 1, 2, \dots, S$. For simplicity, assume a linear model for each task given by

$$\mathbf{y}^{(s)} = \mathbf{X}^{(s)}\boldsymbol{\beta}^{(s)} + \boldsymbol{\epsilon}^{(s)}, \quad (2)$$

where $\mathbf{y}^{(s)} \in \mathbb{R}^{n_s}$, $\mathbf{X}^{(s)} \in \mathbb{R}^{n_s \times p}$, $\boldsymbol{\beta}^{(s)} \in \mathbb{R}^p$ denotes the task-specific regression coefficient vector. The noise term $\boldsymbol{\epsilon}^{(s)} \sim \mathcal{N}(\mathbf{0}, \sigma_s^2 \mathbf{I}_{n_s})$ is assumed to follow a multivariate normal distribution with task-specific variance σ_s^2 . We assume that the coefficient vector for each task lies close to a shared low-dimensional subspace (Zhang et al., 2008). That is,

$$\boldsymbol{\beta}^{(s)} = \mathbf{Z}\mathbf{a}^{(s)} + \mathbf{e}^{(s)}, \quad (3)$$

where $\mathbf{Z} \in \mathbb{R}^{p \times k}$, $k < p$, is a matrix whose columns form an orthonormal basis for a k -dimensional subspace common across all tasks, i.e., $\mathbf{Z}^\top \mathbf{Z} = \mathbf{I}_k$. The vector $\mathbf{a}^{(s)} \in \mathbb{R}^k$ contains the task-specific coordinates in this shared subspace. The residual term $\mathbf{e}^{(s)} \sim \mathcal{N}(\mathbf{0}, \varphi(\mathbf{I}_p - \mathbf{P}))$, $0 < \varphi < 1$, $\mathbf{P} = \mathbf{Z}\mathbf{Z}^\top$ represents the task specific components in the coefficients. We consider \mathbf{Z} and φ to be the meta-parameters. This representation ensures $\text{Cov}(\mathbf{Z}\mathbf{a}^{(s)}, \mathbf{e}^{(s)}) = 0$. Assuming $\mathbf{a}^{(s)} \sim \mathcal{N}(\mathbf{0}, \mathbf{I}_k)$, the total geometric task diversity in our model is given by φ^{p-k} according to the definition of task diversity proposed by Kumar et al. (2022). An increase in this quantity is associated with degraded predictive performance in the meta-testing stage. Moreover, since $\boldsymbol{\beta}^{(s)} \mid \varphi, \mathbf{P} \sim \mathcal{N}(\mathbf{0}, \boldsymbol{\Sigma}_\beta)$ with $\boldsymbol{\Sigma}_\beta = \mathbf{P} + \varphi(\mathbf{I}_p - \mathbf{P})$, we establish that, holding $\text{trace}(\boldsymbol{\Sigma}_\beta)$ fixed, the prediction performance deteriorates as a larger fraction of the total variance is allocated to the orthogonal complement $\text{Im}(\mathbf{I}_p - \mathbf{P})$; equivalently, prediction worsens as $\varphi(p - k)/\text{trace}(\boldsymbol{\Sigma}_\beta)$ increases.

Decompositions of $\boldsymbol{\beta}^{(s)}$ of the form (3) are common in the multi-task learning literature (Caruana, 1997) and in related meta-learning formulations. For instance, Pimonova et al. (2025) proposed a sample-efficient meta-learning algorithm for linear models (LAMeL) that estimates task-shared parameters across related tasks, even when tasks do not share observations, by learning a common low-dimensional functional manifold that provides an informed initialization for new tasks. Their contribution is algorithmic and tailored to linear models in chemistry applications, highlighting the broader need for statistically efficient linear-model procedures in meta-learning settings. Zhang et al. (2008) also adopt a subspace-based decomposition in multi-task learning, and study how estimation of the shared subspace \mathbf{Z} impacts prediction. However, their formulation does not impose the constraint that the residual component lies in $\text{Im}(\mathbf{I}_p - \mathbf{P})$. In the meta-learning setting, Tripuraneni et al. (2022) and Thekumparampil et al. (2021) consider the reduced model $\boldsymbol{\beta}^{(s)} = \mathbf{Z}\mathbf{a}^{(s)}$ and propose procedures for estimating $\mathbf{Z}\mathbf{a}^{(s)}$; they further characterize how resulting

performance depends on the number of tasks S and per-task sample sizes n_s . Their contribution is algorithmic and tailored to linear models in chemistry applications, highlighting the broader need for statistically efficient linear-model procedures in meta-learning settings. Zhang et al. (2008) also adopt a subspace-based decomposition in multi-task learning, and study how estimation of the shared subspace \mathbf{Z} impacts prediction. However, their formulation does not impose the constraint that the residual component lies in $\text{Im}(\mathbf{I}_p - \mathbf{P})$. In the meta-learning setting, Tripuraneni et al. (2022) and Thekumparampil et al. (2021) consider the reduced model $\boldsymbol{\beta}^{(s)} = \mathbf{Z}\mathbf{a}^{(s)}$ and propose procedures for estimating $\mathbf{Z}\mathbf{a}^{(s)}$; they further characterize how resulting performance depends on the number of tasks S and per-task sample sizes n_s .

Following the argument of Kumar et al. (2022), it is important to study the structural allocation of task diversity, as understanding how diversity manifests in meta-learning is directly tied to a model’s capacity to learn shared structure. Such analysis clarifies the conditions under which meta-learning is effective and provides guidance for the principled design of meta-learning algorithms, particularly within linear modeling frameworks.

Contributions

- (a) We follow a Bayesian formulation that induces a decomposition of the task-specific coefficients $\boldsymbol{\beta}^{(s)}$ as in (3), and use this representation to define structural diversity as the proportion of total variation allocated to the orthogonal complement $\text{Im}(\mathbf{I}_p - \mathbf{P})$.
- (b) We establish that meta-learning prediction performance deteriorates as a larger proportion of the total variation is allocated to the orthogonal complement $\text{Im}(\mathbf{I}_p - \mathbf{P})$ relative to the shared subspace $\text{Im}(\mathbf{P})$. We show that this effect manifests directly through degraded estimation accuracy of the shared subspace projection matrix \mathbf{P} .
- (d) Consistent with Tripuraneni et al. (2022), we demonstrate that increasing the number of tasks and the number of samples per task improves predictive efficiency in linear models across all values of φ .

2. Hierarchical Model

In line with equations (2) and (3), we consider the following hierarchical Bayesian model. For each task $s = 1, \dots, S$, let $\mathbf{y}^{(s)} \in \mathbb{R}^{n_s}$ denote the response vector and $\mathbf{X}^{(s)} \in \mathbb{R}^{n_s \times p}$ the design matrix. The task-specific parameters are $\boldsymbol{\beta}^{(s)} \in \mathbb{R}^p$, $\mathbf{a}^{(s)} \in \mathbb{R}^k$, and the shared parameters are $\mathbf{Z} \in \mathbb{R}^{p \times k}$, $\varphi \in \mathbb{R}_+$. The hierarchical model is defined as:

$$\begin{aligned}
 \mathbf{y}^{(s)} \mid \mathbf{X}^{(s)}, \boldsymbol{\beta}^{(s)}, \sigma_s^2 &\sim \mathcal{N}(\mathbf{X}^{(s)}\boldsymbol{\beta}^{(s)}, \sigma_s^2 \mathbf{I}_{n_s}), \\
 \boldsymbol{\beta}^{(s)} \mid \mathbf{Z}, \mathbf{a}^{(s)}, \varphi &\sim \mathcal{N}(\mathbf{Z}\mathbf{a}^{(s)}, \varphi(I_p - \mathbf{P})), \\
 \sigma_s^2 &\sim IG(a, b), \mathbf{a}^{(s)} \sim \mathcal{N}(\mathbf{0}, \mathbf{I}_k), \varphi \sim U(0, 1), \\
 \mathbf{Z} &\in \Xi_k(\mathbb{R}^p), \quad \mathbf{P} = \mathbf{Z}\mathbf{Z}^\top \in \text{Gr}_k(\mathbb{R}^p). \tag{4}
 \end{aligned}$$

Let $\text{Gr}_k(\mathbb{R}^p)$ denote the Grassmann manifold of all k -dimensional linear subspaces of \mathbb{R}^p . The matrix $\mathbf{Z} \in \mathbb{R}^{p \times k}$ has orthonormal columns and thus lies on the Stiefel manifold $\Xi_k(\mathbb{R}^p)$. However, while the individual parameters \mathbf{Z} and $\mathbf{a}^{(s)}$ are not identifiable, their induced subspace $\text{span}(\mathbf{Z})$ is identifiable. The above model can be re-written by marginalizing $\mathbf{a}^{(s)}$ so that the prior on $\boldsymbol{\beta}^{(s)}$ only depends on the orthogonal projection of \mathbf{Z} which is $\mathbf{Z}\mathbf{Z}^\top$. Hence, the above hierarchical structure boils down to;

$$\begin{aligned}
 \mathbf{y}^{(s)} \mid \mathbf{X}^{(s)}, \boldsymbol{\beta}^{(s)}, \sigma_s^2 &\sim \mathcal{N}(\mathbf{X}^{(s)}\boldsymbol{\beta}^{(s)}, \sigma_s^2 \mathbf{I}_{n_s}), \\
 \boldsymbol{\beta}^{(s)} \mid \mathbf{P}, \varphi &\sim \mathcal{N}(\mathbf{0}, \mathbf{P} + \varphi(I_p - \mathbf{P})), \\
 \sigma_s^2 &\sim IG(a, b), \varphi \sim U(0, 1). \tag{5}
 \end{aligned}$$

We consider a hierarchical Bayesian model where the parameters shared across tasks are denoted by $\Delta = (\mathbf{P}, \varphi)$, with $\mathbf{P} = \mathbf{Z}\mathbf{Z}^\top \in \text{Gr}_k(\mathbb{R}^p)$ representing the common subspace.

To impose a prior over subspaces, we adopt a *matrix Bingham prior* (Hoff, 2009) over $\mathbf{Z} \in \mathcal{V}_{p,k}$, defined as, $\pi(\mathbf{Z} \mid k) \propto \exp\{\text{tr}(\mathbf{Z}^\top \mathbf{A} \mathbf{Z})\}$, where $\mathbf{A} \in \mathbb{R}^{p \times p}$ is a fixed symmetric matrix encoding prior concentration around a preferred subspace. For example, setting $\mathbf{A} = \kappa \mathbf{Z}_0 \mathbf{Z}_0^\top$ concentrates the prior mass near the subspace spanned by \mathbf{Z}_0 , with strength governed by $\kappa > 0$. In the presence of no prior information, a uniform prior on \mathbf{Z} can be imposed by setting $\kappa = 0$. Owing to this flexibility, matrix Bingham priors are commonly employed to specify distributions over orthogonal projection matrices in Bayesian envelope models (Khare et al., 2017). The full joint model over all observed and latent variables is then given by:

$$\begin{aligned}
 p(\mathbf{Y}, \mathbf{X}, \Delta, \{\boldsymbol{\beta}^{(s)}\}) &\propto \prod_{s=1}^S \left\{ \prod_{j=1}^{n_s} \mathcal{N}(y_j^{(s)} \mid \mathbf{x}_j^{(s)\top} \boldsymbol{\beta}^{(s)}, \sigma_s^2) \right. \\
 &\quad \times \mathcal{N}(\boldsymbol{\beta}^{(s)} \mid \mathbf{0}, \mathbf{P} + \varphi(I_p - \mathbf{P})) \left. \right\} \\
 &\quad \times \pi(\mathbf{Z}) \prod_{s=1}^S IG(\sigma_s^2 \mid a, b) \mathbb{I}_{\{\varphi < 1\}}, \tag{6}
 \end{aligned}$$

where $\mathbf{Y} = \{\mathbf{y}^{(s)}\}_{s=1}^S$, and $\mathbf{X} = \{\mathbf{X}^{(s)}\}_{s=1}^S$.

This formulation allows uncertainty quantification over subspaces via posterior inference on \mathbf{Z} , and enables efficient Gibbs sampling using matrix Bingham updates as in Hoff (2009). The notation $IG(\cdot \mid a, b)$ refers to the inverse-gamma distribution with shape parameter a and scale parameter b .

In this article, we will show that larger values of φ adversely affects efficient estimation of \mathbf{P} , which in turn degrades predictive performance in the meta-testing stage. This phenomenon can be understood through the lens of response envelope theory (Cook et al., 2010). Response envelope models are designed to improve estimation efficiency by separating variation in the response into a low-dimensional component that is relevant for estimating regression parameters and an orthogonal component that contributes only noise. By projecting out this immaterial variation, envelope methods reduce the effective variance in estimation without discarding information relevant to the target parameter. Our modeling framework is inspired by this principle: as the proportion of variation allocated to the orthogonal complement increases, the shared low-dimensional structure becomes harder to estimate, leading to degraded prediction performance, exactly as predicted by response envelope theory. Details regarding response envelope models can be found in Section A.2 of the Supplement. We now describe the role of φ in characterizing task diversity.

3. Task Diversity

Under the hierarchical subspace model in (4)-(5), a task s is completely characterized by its task-specific parameter vector $\boldsymbol{\beta}^{(s)} \in \mathbb{R}^p$. Consequently, task diversity must be defined as a functional of the distribution of $\boldsymbol{\beta}^{(s)}$, i.e., as a quantitative description of how heterogeneous independent task draws are under this law.

We first introduce a notion of task diversity that measures the overall geometric spread of the task distribution following the definition of Kumar et al. (2022), where diversity is quantified by the volume occupied by task or class embeddings in a latent representation space.

Definition 3.1 (Geometric task diversity). The geometric task diversity under the hierarchical subspace model is defined as

$$\mathcal{D}_{\text{geom}}(\mathbf{P}, \varphi) := \det(\boldsymbol{\Sigma}_\beta) = \varphi^{p-k}.$$

In the present Bayesian formulation, the task distribution itself induces the relevant geometry, and $\det(\boldsymbol{\Sigma}_\beta)$ measures the volume of the covariance ellipsoid supporting the task parameters. Importantly, $\mathcal{D}_{\text{geom}}$ is an *absolute dispersion* measure: it quantifies the overall volume of the task distribution in \mathbb{R}^p , but it does not normalize by, nor explicitly isolate, how dispersion is allocated relative to the rank- k

structural subspace $\text{Im}(\mathbf{P})$. To formalize this structural notion of task diversity, we next define a heterogeneity index based on the decomposition induced by \mathbf{P} .

Let $\beta^{(s)}$ and $\beta^{(s')}$, $s \neq s'$ be two independent tasks and define their difference $\mathbf{D} := \beta^{(s)} - \beta^{(s')}$. Then $\mathbf{D} \sim \mathcal{N}(\mathbf{0}, 2\Sigma_\beta)$, and $\mathbf{D} = \mathbf{P}\mathbf{D} + (\mathbf{I}_p - \mathbf{P})\mathbf{D}$ yields orthogonal components whose squared norms quantify between-task variability within and outside the rank- k structure. Motivated by the envelope principle of comparing orthogonal-to-structural variation on a relative scale, we define the structural heterogeneity as follows.

Definition 3.2 (Structural task diversity). The task heterogeneity index is defined as

$$\mathcal{H}(\mathbf{P}, \varphi) := \frac{\mathbb{E}[\|(\mathbf{I}_p - \mathbf{P})\mathbf{D}\|_2^2]}{\mathbb{E}[\|\mathbf{D}\|_2^2]} = \frac{\varphi(p - k)}{k + \varphi(p - k)}.$$

By construction, $\mathcal{H}(\mathbf{P}, \varphi) \in [0, 1]$ is scale-free and admits an exact structural interpretation: since $\mathbb{E}\|\mathbf{D}\|_2^2 = \mathbb{E}\|\mathbf{P}\mathbf{D}\|_2^2 + \mathbb{E}\|(\mathbf{I}_p - \mathbf{P})\mathbf{D}\|_2^2$, the ratio \mathcal{H} is precisely the fraction of total between-task dispersion that lies in directions orthogonal to the rank- k structural subspace $\text{Im}(\mathbf{P})$. It is therefore legitimately called a task diversity or heterogeneity index under the model, because it quantifies how much two randomly drawn tasks differ in directions not accounted for by the minimal rank- k structural representation, expressed as a proportion of the total task-to-task variability.

Finally, \mathcal{H} is directly linked to the identifiability of the structural subspace itself. Since $\Sigma_\beta = \varphi\mathbf{I}_p + (1 - \varphi)\mathbf{P}$, its eigenvalues are 1 (multiplicity k) and φ (multiplicity $p - k$), and the eigengap separating the structural and orthogonal directions equals $1 - \varphi$. Because \mathcal{H} is strictly increasing in φ , larger \mathcal{H} corresponds to a smaller eigengap, i.e., weaker spectral separation between $\text{Im}(\mathbf{P})$ and $\text{Im}(\mathbf{I}_p - \mathbf{P})$. In this sense, higher values of $\mathcal{H}(\mathbf{P}, \varphi)$ correspond to a larger fraction of total between-task variability being contributed by directions orthogonal to $\text{Im}(\mathbf{P})$; equivalently, the rank- k structural subspace accounts for a smaller proportion of the task covariance, even though it remains spectrally identifiable for all $\varphi < 1$.

4. Meta-training and Meta-testing Stages

We next outline the meta-training and meta-testing stages used to evaluate predictive performance in Section 6.

Meta-training: Let $\tau_{\text{train}} = \{\tau^{(1)}, \dots, \tau^{(S)}\}$ denote the set of meta-training tasks. For each task $s = 1, \dots, S$, let $D^{(s)} = \{y_i^{(s)}, \mathbf{x}_i^{(s)}\}_{i=1}^{n_s}$ denote the observed data. Using the posterior sampling scheme detailed in the Supplementary Material A.3, we obtain N Monte Carlo samples from the joint posterior distribution of the task-specific parameters $\{\beta^{(s)}, \sigma_s^2\}_{s=1}^S$ and the global parameters \mathbf{P} , and φ .

Meta-testing: Let τ^* denote a new test task, with associated data $D^* = \{y_i^*, \mathbf{x}_i^*\}_{i=1}^{n^*}$. We update the posterior distribution of the task-specific coefficient β^* conditional on both the meta-training data $\{D^{(s)}\}_{s=1}^S$ and the observed data D^* , by marginalizing over the posterior of the global parameters \mathbf{P} , φ or by using their posterior estimates (the posterior Fréchet mean $\hat{\mathbf{P}}^{\text{Bayes}}$ and the posterior mean $\hat{\varphi}$) obtained during meta-training. To illustrate, for the test task, we assign a mixture-of-Gaussians prior to the coefficient vector β^* , i.e., $\beta^* \sim g(\cdot | \{D^{(s)}\}_{s=1}^S)$, where

$$g(\cdot | \{D^{(s)}\}_{s=1}^S) \propto \int \mathcal{N}(\mathbf{0}, \mathbf{P} + \varphi(\mathbf{I}_p - \mathbf{P})) \quad (7)$$

$$\times \pi(\mathbf{P} | \cdot, \{D^{(s)}\}_{s=1}^S) \quad (8)$$

$$\times \pi(\varphi | \cdot, \{D^{(s)}\}_{s=1}^S) d\mathbf{P} d\varphi, \quad (9)$$

with mixing induced by the posterior distributions of \mathbf{P} and φ obtained from the S training tasks. The resulting posterior distribution for β^* given the training datasets $\{D^{(s)}\}_{s=1}^S$ and the test data D^* is given by

$$\begin{aligned} \pi(\beta^* | \{D^{(s)}\}_{s=1}^S, D^*) &\propto \int \mathcal{N}(\mathbf{y}^* | \mathbf{X}^* \beta^*, \sigma^{*2} \mathbf{I}_{n^*}) \\ &\times \mathcal{N}(\beta^* | \mathbf{0}, \mathbf{P} + \varphi(\mathbf{I}_p - \mathbf{P})) \pi(\mathbf{P} | \cdot, \{D^{(s)}\}_{s=1}^S) \\ &\times \pi(\varphi | \cdot, \{D^{(s)}\}_{s=1}^S) d\mathbf{P} d\varphi, \end{aligned}$$

where $\pi(\mathbf{P} | \cdot, \{D^{(s)}\}_{s=1}^S)$, $\pi(\varphi | \cdot, \{D^{(s)}\}_{s=1}^S)$ denote the posterior distributions of \mathbf{P} and φ respectively in the meta-training stage. For prediction at new covariates $\mathbf{X}_{\text{val}}^*$, we compute the posterior predictive distribution as follows:

$$\begin{aligned} p(\mathbf{y}_{\text{pred}}^* | \mathbf{X}_{\text{val}}^*, \{D^{(s)}\}_{s=1}^S, D^*) &= \int p(\mathbf{y}_{\text{pred}}^* | \beta^*, \mathbf{X}_{\text{val}}^*) \\ &\times \pi(\beta^* | \{D^{(s)}\}_{s=1}^S, D^*) d\beta^*. \end{aligned} \quad (10)$$

Algorithms 1 and 2 in the Supplement A.4 summarize the prediction method proposed so far. A WAIC-based procedure for selecting k is presented in Section A.5 of the Supplement.

5. Theoretical Guarantees

To assess how the posterior predictive distribution in (10) converges to the true posterior predictive law, $\mathcal{N}(\mathbf{0}, \Sigma_0)$, $\Sigma_0 = \mathbf{P}_0 + \varphi_0(\mathbf{I}_p - \mathbf{P}_0)$, as a function of the number of meta-training tasks, the per-task sample sizes, and the dimensions k and p , we derive an upper bound on the resulting Kullback–Leibler divergence. In particular, Lemma 5.3 establishes the posterior expected mean-squared error of φ and \mathbf{P} relative to their true values, which in turn leads to the conclusion of Theorem 5.4, supplying an explicit upper bound on the KL divergence.

Let $\mathcal{D} = \{D^{(s)}\}_{s=1}^S$ and $(\mathbf{P}_0, \varphi_0)$ be the true hyperparameter values. For each task $s = 1, 2, \dots, S$, let $\lambda_{s,1}, \dots, \lambda_{s,r_s} > 0, r_s = \text{rank}(\mathbf{X}^{(s)}\mathbf{X}^{(s)\top})$ be the non-zero eigenvalues of $\mathbf{X}^{(s)}\mathbf{X}^{(s)\top}$. Under the hierarchical model in (4), the marginal distribution of the response vector satisfies $\mathbf{y}^{(s)} \mid (\mathbf{P}, \varphi) \sim \mathcal{N}(\mathbf{0}, \Sigma_s)$, where $\Sigma_s = \mathbf{X}^{(s)}\{\mathbf{P} + \varphi(\mathbf{I}_p - \mathbf{P})\}\mathbf{X}^{(s)\top} + \sigma_s^2 \mathbf{I}_{n_s}$. For simplicity, we assume that noise variance is known and common across tasks, $\sigma_s^2 = \sigma^{*2} > 0$. The corresponding true marginal covariance matrix is $\Sigma_{s,0} = \mathbf{X}^{(s)}\{\mathbf{P}_0 + \varphi_0(\mathbf{I}_p - \mathbf{P}_0)\}\mathbf{X}^{(s)\top} + \sigma^{*2} \mathbf{I}_{n_s}$.

Assumption 5.1. For each task $s = 1, \dots, S$, the covariance matrices $\Sigma_s \in \mathbb{R}^{n_s \times n_s}$ and $\Sigma_{s,0} \in \mathbb{R}^{n_s \times n_s}$ are symmetric positive definite and satisfy the uniform eigenvalue bounds: there exist constants $0 < \underline{\lambda} \leq \bar{\lambda} < \infty$ such that

$$\underline{\lambda} \leq \lambda_{\min}(\Sigma_s), \lambda_{\min}(\Sigma_{s,0}); \lambda_{\max}(\Sigma_s), \lambda_{\max}(\Sigma_{s,0}) \leq \bar{\lambda}. \quad (11)$$

Assumption 5.2. Define $\mathbf{M}_s := \mathbf{X}^{(s)\top} \mathbf{X}^{(s)} \in \mathbb{R}^{p \times p}$, $\mathbf{A}_S := \sum_{s=1}^S (\mathbf{M}_s \otimes \mathbf{M}_s) \in \mathbb{R}^{p^2 \times p^2}$. Let $\mathbf{P}_0 \in \text{Gr}_k(\mathbb{R}^p)$ denote the true rank- k projection matrix. Define the tangent space of the Grassmann manifold at \mathbf{P}_0 by $T_{\mathbf{P}_0} \text{Gr}_k := \{\mathbf{U}_0 \mathbf{A}^\top + \mathbf{A} \mathbf{U}_0^\top : \mathbf{A} \in \mathbb{R}^{(p-k) \times k}\} \subset \mathbb{S}^p$, where $\mathbf{U}_0 \in \mathbb{R}^{p \times k}$ satisfies $\mathbf{P}_0 = \mathbf{U}_0 \mathbf{U}_0^\top$. Define the model-relevant linear subspace $\mathcal{T} := \text{span}(T_{\mathbf{P}_0} \text{Gr}_k, \mathbf{I}_p - \mathbf{P}_0) \subset \mathbb{S}^p$. Assume that there exists a constant $\kappa > 0$ such that

$$\text{vec}(\mathbf{B})^\top \mathbf{A}_S \text{vec}(\mathbf{B}) \geq \kappa \left(\sum_{s=1}^S n_s^2 \right) \|\mathbf{B}\|_F^2 \text{ for all } \mathbf{B} \in \mathcal{T}.$$

Lemma 5.3. Let the error variance be fixed at $\sigma = \sigma^*$, which is assumed to be known for simplicity. Under the marginal posterior laws $\pi(\varphi \mid \mathcal{D})$ and $\pi(\mathbf{P} \mid \mathcal{D})$,

$$[\text{i}] \mathbb{E}_{\pi(\varphi|\cdot)}[(\varphi - \varphi_0)^2 \mid \mathcal{D}_S] \leq C \frac{\sum_{s=1}^S n_s}{(1 - \varphi_0)^2 \sum_{s=1}^S n_s^2} \quad (12)$$

$$[\text{ii}] \mathbb{E}_{\pi(\mathbf{P}|\cdot)}[\|\mathbf{P} - \mathbf{P}_0\|_F^2 \mid \mathcal{D}_S] \leq C \frac{\sum_{s=1}^S n_s}{(p - k) \sum_{s=1}^S n_s^2}. \quad (13)$$

Theorem 5.4 gives the upper bound to the KL divergence between the true posterior predictive distribution in the meta-testing stage and the posterior predictive distribution obtained in (10).

Theorem 5.4. Under assumption(1)-(3), the following

holds:

$$\begin{aligned} & KL(\mathcal{N}(0, \Sigma_0) \parallel \int \mathcal{N}(0, \Sigma(\mathbf{P}, \varphi)) \pi(d\mathbf{P}, d\varphi \mid \mathcal{D})) \\ & \leq \frac{1}{4} \sigma^{*-4} \|\mathbf{X}_{\text{val}}^*\|_2^4 \left((1 - \varphi_0) \sqrt{\mathbb{E}(\|\mathbf{P} - \mathbf{P}_0\|_F^2 \mid \mathcal{D})} \right. \\ & \quad \left. + \sqrt{p - k} \sqrt{\mathbb{E}((\varphi - \varphi_0)^2 \mid \mathcal{D})} \right)^2 \\ & = \frac{1}{2} R_S \sigma^{*-4} \|\mathbf{X}_{\text{val}}^*\|_2^4, \text{ where } R_S = \frac{\sum_{s=1}^S n_s}{\sum_{s=1}^S n_s^2}. \end{aligned} \quad (14)$$

We now evaluate the operating characteristics of the proposed framework through some simulations.

6. Simulation

6.1. Effect of task diversity

We consider a simulation setting with the number of tasks fixed at $S = 100$, the number of samples per task in the meta-training stage set to $n_s = 50$, and $\sigma_s^2 = 0.1$ for all $s = 1, 2, \dots, 100$. Let the true $p = 100, k = 10$. The true diversity parameter φ_0 is varied over the values 0.20, 0.15, 0.10, 0.05, 0.02, and 0.01. For each value of φ_0 , we report the discrepancy between the posterior samples of \mathbf{P} and the true projection matrix \mathbf{P}_0 , measured by $\sin^2(\theta_1(\mathbf{P}, \mathbf{P}_0))$, where θ_1 denotes the largest principal angle between the corresponding subspaces.

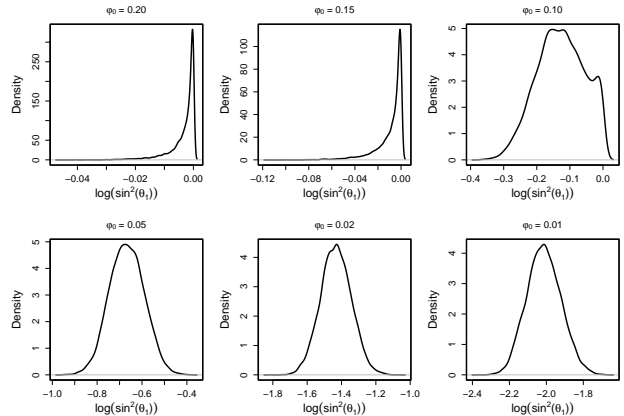


Figure 1. This figure displays the density of $\log(\sin^2(\theta_1))$, representing the distance between the true \mathbf{P}_0 and posterior samples of \mathbf{P} for different values of φ_0 .

Figure 1 illustrates that for larger values of φ_0 (e.g., $\varphi_0 = 0.20, 0.15$), the discrepancy $\sin^2(\theta_1(\mathbf{P}, \mathbf{P}_0))$ exhibits a highly skewed distribution, with the mode of the logarithm of the distances located at 0. This indicates that the maximum principal angle between the subspaces is 90° , implying little to no recovery of the true subspace. As φ_0 decreases, the discrepancy measures become smaller and increasingly concentrated around lower values. Furthermore, since the

discrepancy measure is a continuous functional of the posterior distribution of \mathbf{P} , its convergence towards normality for small values of φ_0 provides empirical support for the Bernstein–von Mises theorem in this setting.

To assess prediction accuracy, we compute R^2 over 100 datasets in the meta-test stage for each value of φ_0 . In addition, we quantify predictive uncertainty using the posterior predictive covariance through $\text{trace}(\Sigma_y)$.

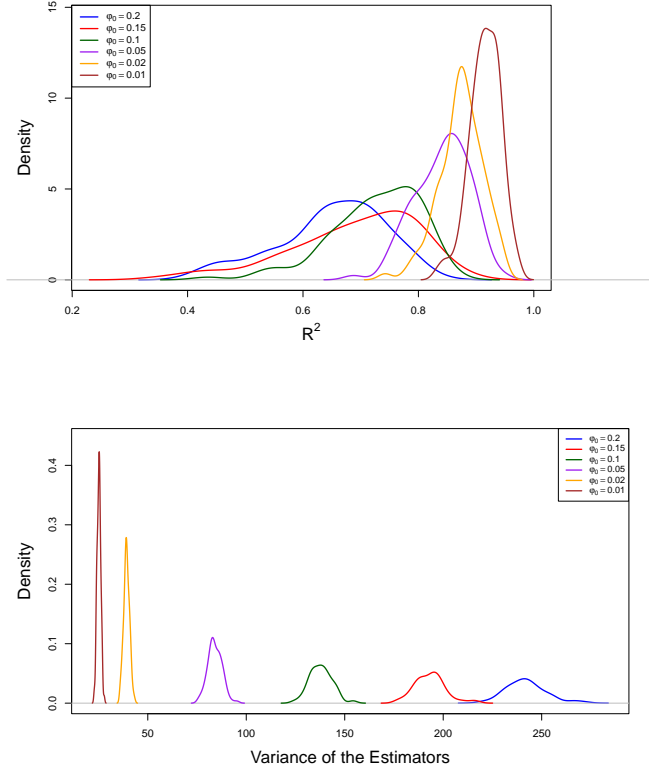


Figure 2. This figure on the top presents the density of R^2 values across 100 datasets with $n = 50$ data points, comparing meta-learning prediction for tasks generated with $\varphi_0 \in \{0.2, 0.15, 0.1, 0.05, 0.02, 0.01\}$. The figure in the bottom presents the density of $\text{trace}(\Sigma_y)$ values across 100 datasets, comparing uncertainty in meta-learning prediction for tasks generated from various φ_0 .

Figure 2 illustrates that the predictive R^2 improves as φ_0 or equivalently φ_0^{p-k} decreases. It further demonstrates that the posterior predictive variance of \mathbf{y} , given by $\text{trace}(\Sigma_y)$, declines as the true diversity φ_0^{p-k} decreases, indicating lower uncertainty in prediction at lower φ_0 values.

Table 1 reports the average values of R^2 , $\text{trace}(\Sigma_y)$, and the coverage probability for meta-learning prediction across 100 datasets.

One might argue that, since $\text{trace}(\Sigma_0)$ increases with φ_0 , the tasks become more diverse. We show that is not the

φ_0	R^2	$\text{trace}(\Sigma_y)$
0.20	0.6492	242.0127
0.15	0.6886	193.3547
0.10	0.7258	137.8519
0.05	0.8410	84.1290
0.02	0.8736	39.2434
0.01	0.9157	25.1929

Table 1. Aggregate simulation results across different values of φ_0 .

sole determining factor of predictive performance and show through additional simulation in which $\text{trace}(\Sigma_0)$ is held fixed while varying φ_0 and k to vary the structural diversity as defined by.

For $\varphi_0 = 0.02$, $k = 10$, and $p = 100$, we have $\text{trace}(\Sigma_0) = 11.8$. Fixing S , n_s , and p at the same values, we then select pairs (φ_0, k) such that $\text{trace}(\Sigma_0) = 11.8$. Specifically, we consider $(\varphi_0, k) \in \{(0.1, 2), (0.071, 5), (0.02, 10)\}$, which correspond to $k/\text{trace}(\Sigma_0) = 0.169, 0.423, 0.847$, respectively. For each case, we examine the posterior distribution of \mathbf{P} by plotting the density of $\log(\sin^2(\theta_1(\mathbf{P}, \mathbf{P}_0)))$. In parallel, we evaluate predictive performance by reporting the predictive R^2 and predictive variance, thereby quantifying both accuracy and uncertainty.

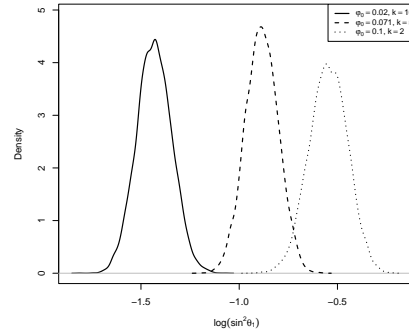


Figure 3. This figure displays the density of $\log(\sin^2(\theta_1))$, representing the distance between the true \mathbf{P}_0 and posterior samples of \mathbf{P} for different pairs of (φ_0, k) with $k/\text{trace}(\Sigma_0) = 0.169$ (dotted), 0.423 (dashed), 0.847 (solid), where $\text{trace}(\Sigma_0) = 11.8$,

Figure 3 clearly demonstrates that as the ratio $\frac{k}{k+\varphi_0(p-k)}$ decreases, equivalently as $\mathcal{H}(\mathbf{P}, \varphi_0)$ increases, the maximum principal distance from the true subspace increases.

The first plot in figure 4 shows that for $(\varphi_0, k) = (0.02, 10)$ and $(0.071, 5)$, the prediction accuracies are comparable, whereas for $(\varphi_0, k) = (0.1, 2)$, the predictive R^2 deteriorates substantially. The second plot in figure 4 demonstrates that as $1 - \mathcal{H}(\mathbf{P}, \varphi_0) = \frac{k}{k+\varphi_0(p-k)}$ decreases, the uncertainty around prediction also decreases. Thus, the

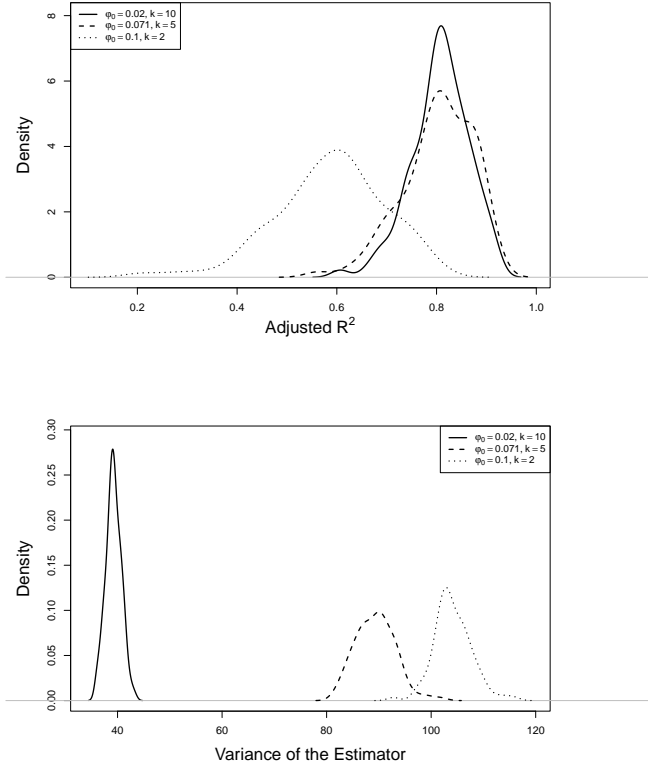


Figure 4. This figure on the top presents the density of R^2 values across 100 datasets with $n = 50$ data points, comparing meta-learning prediction for tasks generated using $(\varphi_0, k) = (0.1, 2), (0.05, 5), (0.02, 10)$ with corresponding $k/\text{trace}(\Sigma_0) = 0.169$ (dotted), 0.423(dashed), 0.847(solid). The figure in the bottom presents the density of $\text{trace}(\Sigma_y)$ values across the same datasets, under the same task generation settings.

improvements observed in Figures 2 with decreasing φ_0 are primarily driven by the increment in $\frac{k}{k + \varphi_0(p-k)}$. In summary, although φ_0 is apparently small, a small value of $\frac{k}{k + \varphi_0(p-k)}$ ensures that the variance of $\beta^{(s)}$ outside the true subspace remains large in aggregate. This structural imbalance prevents posterior concentration of \mathbf{P} around \mathbf{P}_0 and leads directly to reduced accuracy in prediction.

6.2. Effects of number of tasks (S) and number of samples per task (n_s)

We consider the following 2 scenarios-1) a high dimensional setup with a fixed number of samples per task, $n_s = 50$ and 2) a moderate dimensional set up with $n_s = 100$, with the number of parameter/regression coefficients $p = 100$ and $k = 10$. For each task $s = 1, 2, \dots, S$, we sample the design matrix $\mathbf{X}^{(s)}$ with entries $x_{i,j}^{(s)} \sim \mathcal{N}(0, 1)$ for $i = 1, \dots, n_s$ and $j = 1, \dots, p$. We fix the noise variance at $\sigma_s^2 = 0.01$. In the simulations, for the purpose

of simplicity, we assume the noise specific variance and k is known. We set the true value $\varphi_0 = 0.02$. The true coefficients $\beta_0^{(s)}$ are sampled from the Gaussian distribution $\mathcal{N}(0, (1 - \varphi_0)\mathbf{P}_0 + \varphi_0\mathbf{I}_p)$, where $\mathbf{P}_0 = \mathbf{Z}_0\mathbf{Z}_0^\top$. We have $\text{trace}(\Sigma_0) = k + \varphi_0(p - k) = 11.8$, where $\Sigma_0 = (1 - \varphi_0)\mathbf{P}_0 + \varphi_0\mathbf{I}_p$. Thus, the proportion of total variance attributable to the true subspace is $\frac{k}{\text{trace}(\Sigma_0)} = \frac{10}{11.8} \approx 0.85$, indicating that about 15% of the variability lies outside the subspace. We generate data for $S = 2000$ and subsample 100 and 500 tasks. At each iteration $t = 1, 2, \dots, T$, we examine the posterior distribution of the squared sine of the k largest canonical angle, $\sin^2 \theta_1(\mathbf{P}, \mathbf{P}_0)$, where θ_1 denotes the largest canonical angle between \mathbf{P} and \mathbf{P}_0 . To illustrate, for each posterior sample of \mathbf{P} , denoted by $\mathbf{P}_{[t]}$, we compute $\sin^2 \theta_1(\mathbf{P}_{[t]}, \mathbf{P}_0)$.

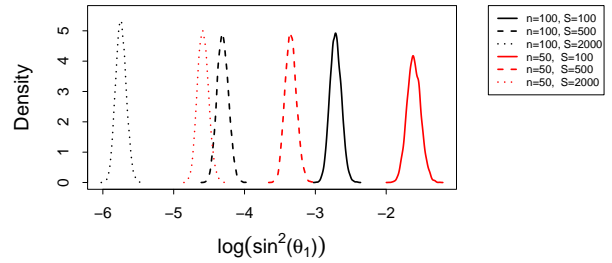


Figure 5. Logarithm of $\sin^2(\theta_1)$ are plotted on the x -axis and the density of the values are plotted on the y -axis. This figure illustrates the decline of $\sin^2 \theta_1(\mathbf{P}_{[t]}, \mathbf{P}^*)$ as the number of tasks S and the number of samples per task n_s increase, under a high-dimensional setting with $n_s = 50$ (red) and a moderate-dimensional setting with $n_s = 100$ (black) samples per task.

Figure 5 demonstrates that the posterior distribution of the subspace \mathbf{P} concentrates around the true subspace \mathbf{P}_0 as the number of tasks and the sample size per task increases.

For evaluating prediction performance in the meta-testing stage, consider an independent dataset for the new task, denoted by $\mathbf{D}^* = (\mathbf{y}^*, \mathbf{X}^*)$, where the sample size is $n_{\text{test}} = 100$, with 70 labeled data points and 30 unlabeled observations. To evaluate prediction accuracy in the meta-testing stage, we generate 100 datasets, denoted by $\mathbf{D}_1^*, \dots, \mathbf{D}_{100}^*$, each consisting of 50 observations from the same task. Specifically, $\mathbf{D}_{ij}^* = (\mathbf{y}_{ij}^*, \mathbf{x}_{ij}^*)$ represents the i th observation in the j th dataset, with $i = 1, \dots, 100$ and $j = 1, \dots, 100$. Each dataset is partitioned into a training set ($\mathbf{D}_{\text{train}}$) of 70 samples and a validation set (\mathbf{D}_{val}) of 30 samples. The posterior predictive mean response for the validation set is defined as $\hat{\mathbf{y}} = \mathbb{E}_{\mathbb{P}}(\mathbf{y}_{\text{pred}}^*)$, where $\mathbf{y}_{\text{pred}}^*$ follows the posterior predictive distribution (10) and \mathbb{P} denotes the posterior predictive distribution with density given in (10). $\hat{\mathbf{y}}$ is defined as the estimator of $\mathbf{y}_{\text{val}}^* \in \mathbf{D}_{\text{val}}$. Using $\mathbf{D}_{\text{train}}$, we update the posterior distribution of β^* accord-

ing to (10). Posterior samples of β^* are then employed to generate predictive draws of y_{pred}^* from the posterior predictive distribution (10), conditional on the design matrix $\mathbf{X}_{\text{val}}^* \in \mathbf{D}_{\text{val}}$. For each of the 70 validation samples, R^2 values are computed across the 100 datasets. To quantify the uncertainty associated with these predictions, we use $\text{trace}(\Sigma_y)$, where Σ_y denotes the posterior predictive covariance matrix under \mathbb{P} .

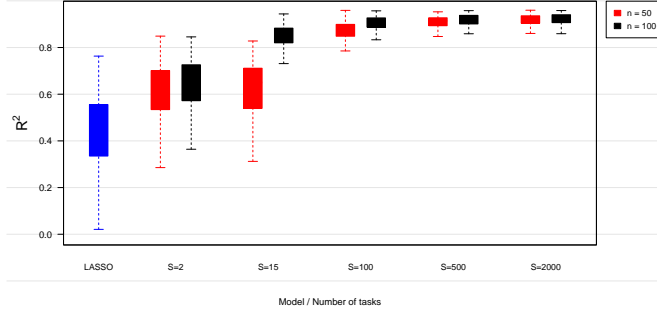


Figure 6. This plot presents the density of R^2 values from meta-learning models based on the posterior distribution of the meta-parameters \mathbf{P} and φ , estimated from meta-training with 100 (solid), 500 (dashed), and 2000 (dotted) tasks, each task containing either 50 (red) or 100 (black) samples. In the meta-test phase, β^* is updated using 70 training samples from a new task, and predictions are evaluated on 30 additional samples from the same task using both meta-learning models and LASSO(blue).

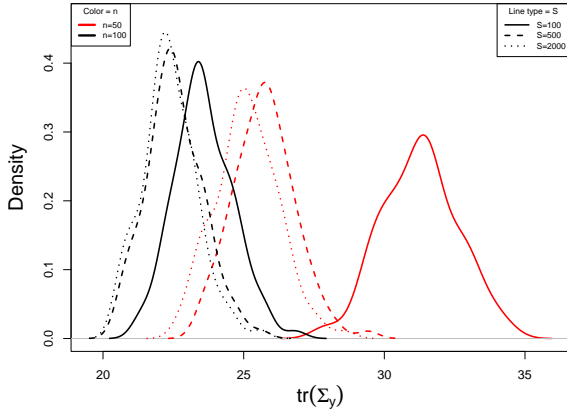


Figure 7. This figure displays the variance of the posterior predictive distribution of y , obtained by training β^* using 70 training samples in the meta-testing stage and evaluated on 30 validation samples.

Figures 6 and 7 present the R^2 values and the uncertainty in prediction, respectively. Figure 6 demonstrates that even with a small number of tasks ($S = 2$ and $S = 15$), meta-learning outperforms LASSO. As the number of tasks and the sample size per task increase in the meta-training stage, the R^2 in the meta-testing stage improves, reflecting enhanced prediction accuracy due to more accurate estimation

of the subspace \mathbf{P} . Figure 7 further illustrates that the variance of the posterior predictive distribution of y_{pred}^* decreases with larger values of S and n_s , reflecting lower uncertainty in prediction as the subspace \mathbf{P} is more accurately estimated.

7. Discussion

This article proposes a principled definition of *structural task diversity* in linear models, demonstrating that predictive performance in meta-learning depends not only on the total amount of task diversity, but also on how this variability is allocated relative to shared low-dimensional structure. A Bayesian formulation allows us to define this notion of diversity in an interpretable manner, and we emphasize that, in meta-learning, the meta-parameters carry information from the source tasks to future tasks, making a Bayesian framework particularly natural by automatically enabling uncertainty quantification in their estimates. Although our analysis is restricted to linear models, this setting remains highly relevant given the growing interest in linear meta-learning methods (Tripuraneni et al., 2022; Thekumparampil et al., 2021; Jin et al., 2024) and their demonstrated applications in chemistry (example, LAMel by Pimonova et al. (2025)). Linear models are inherently interpretable due to their explicit parameter weights, which directly quantify the contribution of each feature, and they are also computationally efficient; moreover, with appropriate featurization, multi-linear regression can achieve performance comparable to more complex deep learning architectures, as demonstrated by Allen & Tkatchenko (2022).

We acknowledge that the model in (5) assumes a common low-dimensional structure shared exactly across tasks, which may be restrictive in practice; similar limitations apply to existing linear meta-learning frameworks (Tripuraneni et al., 2022; Thekumparampil et al., 2021). Nevertheless, these models play an important role in highlighting the necessity of estimating shared structure across tasks. A more flexible alternative would involve a combinatorial factor model (Grabski et al., 2023), where task-specific structures are expressed as $\mathbf{Z}^{(s)} = \mathbf{Z}\mathbf{A}^{(s)}$, allowing for partial sharing of latent factors across tasks. Here $\mathbf{A}^{(s)}$ is an $S \times k$ matrix with $\mathbf{A}_{ij}^{(s)} = 1$ if the j -th factor is present in the i -th task, $\mathbf{A}_{ij}^{(s)} = 0$ otherwise. We defer such extensions, as well as the development of more efficient joint estimation procedures for (\mathbf{P}, φ) that avoid separate selection of k , to future work. Despite these limitations, our results clearly demonstrate the importance of explicitly accounting for how task diversity is allocated. They also underscore the need for comparably well-defined notions of structural diversity in more complex, non-linear meta-learning models, which would in turn enable the principled development of more efficient meta-learning algorithms.

References

- Allen, A. E. A. and Tkatchenko, A. Machine learning of material properties: Predictive and interpretable multilinear models. *Science Advances*, 8:eabm7185, 2022. doi: 10.1126/sciadv.abm7185.
- Caruana, R. Multitask learning. *Machine Learning*, 28(1): 41–75, 1997. doi: 10.1023/A:1007379606734.
- Cook, R., Li, B., and Chiaromonte, F. Envelope models for parsimonious and efficient multivariate linear regression. *Statistica Sinica*, 20(3):927–960, July 2010. ISSN 1017-0405.
- Finn, C., Abbeel, P., and Levine, S. Model-agnostic meta-learning for fast adaptation of deep networks, 2017. URL <https://arxiv.org/abs/1703.03400>.
- Finn, C., Xu, K., and Levine, S. Probabilistic model-agnostic meta-learning, 2019. URL <https://arxiv.org/abs/1806.02817>.
- Grabski, I. N., Vito, R., Trippa, L., and Parmigiani, G. Bayesian combinatorial MultiStudy factor analysis. *The Annals of Applied Statistics*, 17(3):2212–2235, September 2023. doi: 10.1214/22-AOAS1715.
- Hoff, P. D. Simulation of the matrix bingham–von mises–fisher distribution, with applications to multivariate and relational data. *Journal of Computational and Graphical Statistics*, 18(2):438–456, 2009. doi: 10.1198/jcgs.2009.07177. URL <https://doi.org/10.1198/jcgs.2009.07177>.
- Horn, R. A. and Johnson, C. R. *Matrix Analysis*. Cambridge University Press, 1985.
- Jin, Y., Balasubramanian, K., and Paul, D. Meta-learning with generalized ridge regression: High-dimensional asymptotics, optimality and hyper-covariance estimation, 2024. URL <https://arxiv.org/abs/2403.19720>.
- Khare, K., Pal, S., and Su, Z. A Bayesian approach for envelope models. *The Annals of Statistics*, 45(1):196–222, February 2017. doi: 10.1214/16-AOS1462.
- Kumar, R., Deleu, T., and Bengio, Y. The effect of diversity in meta-learning, 2022. URL <https://arxiv.org/abs/2201.11775>.
- Linderman, S. W., Johnson, M. J., and Adams, R. P. Dependent multinomial models made easy: Stick-breaking with the polygamma augmentation. In *Neural Information Processing Systems*, 2015. URL <https://api.semanticscholar.org/CorpusID:17551686>.
- Nichol, A., Achiam, J., and Schulman, J. On first-order meta-learning algorithms, 2018. URL <https://arxiv.org/abs/1803.02999>.
- Pimonova, Y., Taylor, M. G., Allen, A., Yang, P., and Lubbers, N. Meta-learning linear models for molecular property prediction, 2025. URL <https://arxiv.org/abs/2509.13527>.
- Polson, N. G., Scott, J. G., and and, J. W. Bayesian inference for logistic models using pólya–gamma latent variables. *Journal of the American Statistical Association*, 108(504):1339–1349, 2013. doi: 10.1080/01621459.2013.829001. URL <https://doi.org/10.1080/01621459.2013.829001>.
- Thekumparampil, K. K., Jain, P., Netrapalli, P., and Oh, S. Sample efficient linear meta-learning by alternating minimization, 2021. URL <https://arxiv.org/abs/2105.08306>.
- Tripuraneni, N., Jin, C., and Jordan, M. I. Provable meta-learning of linear representations, 2022. URL <https://arxiv.org/abs/2002.11684>.
- Zhang, J., Ghahramani, Z., and Yang, Y. Flexible latent variable models for multi-task learning. *Machine Learning*, 73:221–242, 2008. doi: 10.1007/s10994-008-5050-1.

A. Supplementary Material

A.1. Definitions

Definition A.1 (Episodic few-shot learning). (Kumar et al., 2022) In episodic few-shot learning, an episode is represented as a N -way, K -shot classification problem, where K is the number of examples per class and N is the number of unique class labels. During training, the data in each episode is provided as a support set $S = \{(x_{1,1}, y_{1,1}), \dots, (x_{N,K}, y_{N,K})\}$, where $x_{i,j} \in \mathbb{R}^D$ is the i th instance of the j th class, and $y_{i,j} \in \{0, 1\}^N$ is its corresponding one-hot labeling vector. Each episode aims to optimize a function f that classifies new instances provided through a “query” set Q , containing instances of the same class as S . This task is difficult because K is typically very small (e.g., 1 to 10). The classes change for every episode. The actual test set used to evaluate a model does not contain classes seen in support sets during training. In the task-distribution view, meta-learning is a general-purpose learning algorithm that can generalize across tasks and ideally enable each new task to be learned better than the last.

A.2. A Response Envelope Perspective

In response envelope models, one assumes the multivariate linear regression $\mathbf{Y} = \boldsymbol{\mu} + \boldsymbol{\beta}\mathbf{X} + \boldsymbol{\varepsilon}$, where $\mathbf{Y} \in \mathbb{R}^r$ is the response, $\mathbf{X} \in \mathbb{R}^p$ is the predictor, $\boldsymbol{\mu} \in \mathbb{R}^r$, $\boldsymbol{\beta} \in \mathbb{R}^{r \times p}$, $\mathbb{E}(\boldsymbol{\varepsilon}) = \mathbf{0}$, $\text{cov}(\boldsymbol{\varepsilon}) = \boldsymbol{\Sigma} \succ \mathbf{0}$, and $\boldsymbol{\Sigma}_X := \text{cov}(\mathbf{X}) \succ \mathbf{0}$. The envelope subspace $\mathcal{E} = \mathcal{E}_{\boldsymbol{\Sigma}}(\boldsymbol{\beta}) \subseteq \mathbb{R}^r$ is defined as the smallest reducing subspace of $\boldsymbol{\Sigma}$ containing $\text{span}(\boldsymbol{\beta})$, so there exist semi-orthogonal matrices $\boldsymbol{\Gamma} \in \mathbb{R}^{r \times u}$ and $\boldsymbol{\Gamma}_0 \in \mathbb{R}^{r \times (r-u)}$ with $\boldsymbol{\Gamma}^\top \boldsymbol{\Gamma} = \mathbf{I}_u$, $\boldsymbol{\Gamma}_0^\top \boldsymbol{\Gamma}_0 = \mathbf{I}_{r-u}$, and $(\boldsymbol{\Gamma}, \boldsymbol{\Gamma}_0)$ orthogonal, such that $\boldsymbol{\beta} = \boldsymbol{\Gamma}\boldsymbol{\eta}$ and $\boldsymbol{\Sigma} = \boldsymbol{\Gamma}\boldsymbol{\Omega}\boldsymbol{\Gamma}^\top + \boldsymbol{\Gamma}_0\boldsymbol{\Omega}_0\boldsymbol{\Gamma}_0^\top$, for some $\boldsymbol{\eta} \in \mathbb{R}^{u \times p}$, $\boldsymbol{\Omega} \in \mathbb{R}^{u \times u} \succ \mathbf{0}$, and $\boldsymbol{\Omega}_0 \in \mathbb{R}^{(r-u) \times (r-u)} \succ \mathbf{0}$. Writing the orthogonal decomposition $\mathbf{Y} = \mathbf{P}_{\mathcal{E}}\mathbf{Y} + (\mathbf{I} - \mathbf{P}_{\mathcal{E}})\mathbf{Y}$ with $\mathbf{P}_{\mathcal{E}} := \boldsymbol{\Gamma}\boldsymbol{\Gamma}^\top$, the envelope estimator is $\hat{\boldsymbol{\beta}}_{\text{env}} = \mathbf{P}_{\mathcal{E}}\hat{\boldsymbol{\beta}}_{\text{ols}}$, that is, the ordinary least squares estimator $\hat{\boldsymbol{\beta}}_{\text{ols}}$ projected onto the estimated envelope $\hat{\mathcal{E}}$. Using $\text{vec}(\cdot)$ for column-stacking and \otimes for the Kronecker product, the population asymptotic covariance under known \mathcal{E} satisfies $\text{avar}\{\text{vec}(\hat{\boldsymbol{\beta}}_{\text{env}})\} = \boldsymbol{\Sigma}_X^{-1} \otimes (\boldsymbol{\Gamma}\boldsymbol{\Omega}\boldsymbol{\Gamma}^\top) \preceq \boldsymbol{\Sigma}_X^{-1} \otimes \boldsymbol{\Sigma} = \text{avar}\{\text{vec}(\hat{\boldsymbol{\beta}}_{\text{ols}})\}$, so the variance contribution $\boldsymbol{\Gamma}_0\boldsymbol{\Omega}_0\boldsymbol{\Gamma}_0^\top = \text{var}\{(\mathbf{I} - \mathbf{P}_{\mathcal{E}})\mathbf{Y} \mid \mathbf{X}\}$ associated with the orthogonal complement of the envelope is removed by the projection. Under the marginal prior in (5), the task-specific coefficients satisfy $\boldsymbol{\beta}^{(s)} \mid \mathbf{P}, \varphi \sim \mathcal{N}(\mathbf{0}, \boldsymbol{\Sigma}_\beta)$, where $\boldsymbol{\Sigma}_\beta := \mathbf{P} + \varphi(\mathbf{I}_p - \mathbf{P})$. This covariance matrix admits the orthogonal spectral decomposition induced by \mathbf{P} : its eigenvalues are equal to 1 on $\text{Im}(\mathbf{P})$ and equal to φ on $\text{Im}(\mathbf{I}_p - \mathbf{P})$. In the terminology of response envelope models (Cook et al., 2010), $\text{Im}(\mathbf{P})$ is the envelope subspace associated with $\boldsymbol{\Sigma}_\beta$, since it is the smallest reducing subspace of $\boldsymbol{\Sigma}_\beta$ containing the dominant directions of variation, while $\text{Im}(\mathbf{I}_p - \mathbf{P})$ corresponds to the orthogonal complement contributing only through the residual covariance. Estimation of \mathbf{P} under is therefore equivalent to estimating the envelope subspace of $\boldsymbol{\Sigma}_\beta$ from S independent realizations $\{\boldsymbol{\beta}^{(s)}\}_{s=1}^S$, or equivalently from the marginal likelihood obtained after integrating out $\boldsymbol{\beta}^{(s)}$. As established in response envelope theory (Cook et al., 2010), the efficiency of envelope subspace estimation depends on the relative magnitude of variation between the envelope component and its orthogonal complement, which in the present model is quantified by the eigenvalue ratio $1/\varphi$. When φ is small, the separation between these eigenvalues is large, the decomposition $\boldsymbol{\Sigma}_\beta = \mathbf{P} + \varphi(\mathbf{I}_p - \mathbf{P})$ is strongly anisotropic, and the envelope subspace $\text{Im}(\mathbf{P})$ is identified with high precision. Consequently, increasing φ increases the contribution of the orthogonal complement in the sense formalized by response envelope models, leading to reduced Fisher information for \mathbf{P} and hence less efficient estimation of the projection matrix under (5). To clarify the role of φ in governing both overall task diversity and its structural allocation, we next formalize a notion of task diversity in the meta-learning setting.

A.3. Gibbs Sampler

A.3.1. POSTERIOR DISTRIBUTIONS AND GIBBS SAMPLER FOR LINEAR MODEL

The full posterior distributions required for implementing a Gibbs sampler are as follows. The task-specific coefficients admit a multivariate Gaussian posterior

$$\boldsymbol{\beta}^{(s)} \mid \cdot \sim \mathcal{N}\left(\boldsymbol{\Sigma}_{\beta^{(s)}} \frac{1}{\sigma_s^2} \mathbf{X}^{(s)\top} \mathbf{y}^{(s)}, \boldsymbol{\Sigma}_{\beta^{(s)}}\right)$$

$$\boldsymbol{\Sigma}_{\beta^{(s)}}^{-1} = \frac{1}{\sigma_s^2} \mathbf{X}^{(s)\top} \mathbf{X}^{(s)} + [\mathbf{P} + \varphi(\mathbf{I} - \mathbf{P})]^{-1}.$$

The variance components have inverse-gamma posteriors

$$\sigma_s^2 \mid \cdot \sim \text{IG} \left(a + \frac{n_s}{2}, b + \frac{1}{2} \left\| \mathbf{y}^{(s)} - \mathbf{X}^{(s)} \boldsymbol{\beta}^{(s)} \right\|^2 \right),$$

$$\varphi \mid \cdot \sim \text{IG} \left(\frac{(p-k)S}{2}, \frac{1}{2} \sum_{s=1}^S \boldsymbol{\beta}^{(s)\top} (\mathbf{I} - \mathbf{P}) \boldsymbol{\beta}^{(s)} \right) \cdot \mathbb{I}_{(0,1)}(\varphi),$$

To infer the latent subspace structure shared across tasks, we place a matrix Bingham prior, denoted by $\text{B}(\mathbf{A}_0)$, on the orthonormal basis matrix $\mathbf{Z} \in \mathcal{V}_{p,k}$, the Stiefel manifold:

$$\pi(\mathbf{Z}) \propto \exp \left\{ \text{tr}(\mathbf{Z}^\top \mathbf{A}_0 \mathbf{Z}) \right\}, \quad \mathbf{Z}^\top \mathbf{Z} = \mathbf{I}_k,$$

where $\mathbf{A}_0 = \kappa \mathbf{Z}_0 \mathbf{Z}_0^\top \in \mathbb{R}^{p \times p}$ and $\kappa > 0$ controls the prior concentration around a reference subspace spanned by \mathbf{Z}_0 . This prior is rotationally invariant on the Grassmann manifold and places mass on the subspace rather than the basis.

The conditional posterior over \mathbf{Z} given all model parameters and data also takes the matrix Bingham form. Let $\boldsymbol{\beta}^{(s)} \in \mathbb{R}^p$ denote the latent regression coefficient for task s , and define the concatenated matrix $\mathbf{B} = [\boldsymbol{\beta}^{(1)}, \dots, \boldsymbol{\beta}^{(S)}] \in \mathbb{R}^{p \times S}$. The prior on $\boldsymbol{\beta}^{(s)} \sim \mathcal{N}(0, \mathbf{P} + \varphi(\mathbf{I} - \mathbf{P}))$ implies that the joint likelihood over \mathbf{B} has the form:

$$p(\mathbf{B} \mid \mathbf{Z}, \varphi) \propto \exp \left(-\frac{1}{2} \text{tr}(\mathbf{B}^\top \mathbf{P} \mathbf{B}) - \frac{1}{2\varphi} \text{tr}(\mathbf{B}^\top (\mathbf{I} - \mathbf{P}) \mathbf{B}) \right).$$

Combining with the prior and using $\mathbf{P} = \mathbf{Z} \mathbf{Z}^\top$, the full conditional for \mathbf{Z} is proportional to:

$$p(\mathbf{Z} \mid \cdot) \propto \exp \left(\text{tr}(\mathbf{Z}^\top \mathbf{A}_0 \mathbf{Z}) \right) \cdot \exp \left(-\frac{1}{2} \text{tr}(\mathbf{Z}^\top \mathbf{B} \mathbf{B}^\top \mathbf{Z}) \right) \quad (15)$$

$$\cdot \exp \left(-\frac{1}{2\varphi} \text{tr}(\mathbf{B}^\top \mathbf{B}) + \frac{1}{2\varphi} \text{tr}(\mathbf{Z}^\top \mathbf{B} \mathbf{B}^\top \mathbf{Z}) \right) \quad (16)$$

$$\propto \exp \left(\text{tr} \left(\mathbf{Z}^\top [\mathbf{A}_0 + \delta \mathbf{B} \mathbf{B}^\top] \mathbf{Z} \right) \right), \quad (17)$$

where $\delta := \frac{1}{2} \left(\frac{1}{\varphi} - 1 \right)$. Thus, the posterior over \mathbf{Z} is a matrix Bingham distribution:

$$\mathbf{Z} \mid \cdot \sim \text{B}(\mathbf{A}_0 + \delta \mathbf{B} \mathbf{B}^\top).$$

We note that, given a uniform prior, the posterior over the subspace becomes

$$\mathbf{Z} \mid \cdot \sim \text{B}(\delta \mathbf{B} \mathbf{B}^\top).$$

A sampling algorithm for the matrix Bingham–von Mises–Fisher distribution is provided in [Hoff \(2009\)](#).

A.3.2. POSTERIOR DISTRIBUTIONS OF THE PARAMETERS AND GIBBS SAMPLER FOR BINARY CLASSIFICATION

The posterior distributions of $\omega_j^{(s)}$ and $\boldsymbol{\beta}^{(s)}$ required for implementing a Gibbs sampler are given below:

Update $\omega_j^{(s)}$: Draw independently

$$\omega_j^{(s)} \sim \text{PG} \left(1, \mathbf{x}_j^{(s)\top} \boldsymbol{\beta}^{(s)} \right), \quad j = 1, \dots, n_s, \quad s = 1, \dots, S. \quad (18)$$

Update $\beta^{(s)}$: Conditional on $\omega^{(s)}$, Φ , φ , \mathbf{P} , the posterior distribution of $\beta^{(s)}$ is Gaussian:

$$\begin{aligned}\Sigma_{\beta^{(s)}}^{-1} &= \mathbf{X}^{(s)\top} \left(\Omega^{(s)} \right)^{-1} \mathbf{X}^{(s)} + \mathbf{P} + \frac{1}{\varphi} (\mathbf{I}_p - \mathbf{P}), \\ \mu_{\beta^{(s)}} &= \Sigma_{\beta^{(s)}} \mathbf{X}^{(s)\top} \left(\mathbf{y}^{(s)} - \frac{1}{2} \mathbf{1}_{n_s} \right).\end{aligned}$$

so that

$$\beta^{(s)} \sim \mathcal{N}(\mu_{\beta^{(s)}}, \Sigma_{\beta^{(s)}}). \quad (19)$$

Updates for φ and \mathbf{P} can be obtained in a similar fashion as that of linear regression.

A.4. Algorithms: Meta-training and testing

We note that algorithms 1 and 2 are applicable to both prediction and estimation of the task-specific coefficients. However, if the primary interest lies in estimating the task-specific regression coefficients, then only the posterior update of β^* is required during the meta-testing phase.

Algorithm 1 Meta-training Phase

- 1: **Input:** Meta-training tasks $\tau_{\text{train}} = \{\tau^{(1)}, \dots, \tau^{(S)}\}$ with data $\{D^{(s)} = \{(y_i^{(s)}, \mathbf{x}_i^{(s)})\}_{i=1}^{n_s}\}_{s=1}^S$
 - 2: **Output:** Posterior samples $\left\{ \left\{ \beta_{[t]}^{(s)}, \sigma_{s[t]}^2 \right\}_{s=1}^S, \mathbf{P}_{[t]}, \varphi_{[t]} \right\}_{t=1}^N$
 - 3: **for** $t = 1$ **to** N **do**
 - 4: **for** $s = 1$ **to** S **do**
 - 5: Obtain posterior sample $\beta_{[t]}^{(s)} \sim \pi\left(\beta^{(s)} \mid D^{(s)}, \mathbf{P}_{[t-1]}, \sigma_{s[t-1]}^2, \varphi_{[t-1]}\right)$
 - 6: Obtain posterior sample $\sigma_{s[t]}^2 \sim \pi\left(\sigma_s^2 \mid D^{(s)}, \mathbf{P}_{[t-1]}, \beta_{[t]}^{(s)}, \varphi_{[t-1]}\right)$
 - 7: **end for**
 - 8: Obtain posterior sample $\mathbf{P}_{[t]} \sim \pi\left(\mathbf{P} \mid \cdot, \{D^{(s)}\}_{s=1}^S\right)$
 - 9: Obtain posterior sample $\varphi_{[t]} \sim \pi\left(\varphi \mid \cdot, \{D^{(s)}\}_{s=1}^S\right)$
 - 10: **end for**
-

Algorithm 2 Meta-testing Phase

- 1: **Input:** Test task τ^* with data $D^* = \{(y_i^*, \mathbf{x}_i^*)\}_{i=1}^{n^*}$; posterior samples $\{\mathbf{P}_{[t]}, \varphi_{[t]}\}_{t=1}^N$, or $\hat{\mathbf{P}}^{\text{Bayes}}, \hat{\varphi}$ from meta-training
 - 2: **Output:** Posterior predictive distribution of \mathbf{y}^{**} given \mathbf{X}^{**}
 - 3: **for** $t = 1$ **to** N **do**
 - 4: *Condition on posterior estimates/samples of global parameters.*
 - 5: Compute $\pi\left(\beta^* \mid D^*, \hat{\mathbf{P}}^{\text{Bayes}}, \hat{\varphi}\right)$ or $\pi\left(\beta^* \mid D^*, \mathbf{P}_{[t]}, \varphi_{[t]}\right)$
 - 6: **end for**
 - 7: *Marginalize over global parameters to obtain posterior of β^* .*
 - 8: Approximate $\pi(\beta^* \mid \{D^{(s)}\}, D^*) = \int \pi(\beta^* \mid D^*, \mathbf{P}, \varphi) \pi(\mathbf{P} \mid \cdot, \{D^{(s)}\}_{s=1}^S) \pi(\varphi \mid \cdot, \{D^{(s)}\}_{s=1}^S) d\mathbf{P} d\varphi$ using $\{\mathbf{P}_{[t]}, \varphi_{[t]}\}_{t=1}^N$
 - 9: *Prediction via posterior predictive distribution.*
 - 10: Compute $p(\mathbf{y}_{\text{pred}}^* \mid \mathbf{X}_{\text{val}}^*, \{D^{(s)}\}, D^*)$ using Equation (10)
-

A.5. Choice of k

To choose the subspace dimension k , the model is fitted for each candidate value $k = 1, 2, \dots, k_{\text{max}}$ and posterior draws of $(\mathbf{P}, \varphi, \sigma_s^2)$ are obtained. For each posterior draw, indexed by $[t]$ and each observation $y_i^{(s)}$, the log pointwise predictive

density is computed using the collapsed Gaussian likelihood with $\beta^{(s)}$ integrated out, namely

$$\ell_{s,i}^{[t]}(k) = \log p\left(y_i^{(s)} \mid \mathbf{x}_i^{(s)}, D^{(s)}, \mathbf{P}_{[t]}, \varphi_{[t]}, \sigma_{s[t]}^2\right).$$

These quantities are then aggregated over posterior draws to form $\text{lppd}(k) = \sum_{s,i} \log \left(\frac{1}{N} \sum_{t=1}^N e^{\ell_{s,i}^{[t]}(k)} \right)$, $p_{\text{WAIC}}(k) = \sum_{s,i} \text{Var}_t(\ell_{s,i}^{[t]}(k))$. The Watanabe–Akaike information criterion (WAIC) for each dimension k is defined as $\text{WAIC}(k) = -2(\text{lppd}(k) - p_{\text{WAIC}}(k))$. The optimal dimension is then selected as the value of k with the smallest $\text{WAIC}(k)$. When differences in WAIC between two competing values of k are close, the models are regarded as essentially tied and the smaller k is preferred for parsimony.

A.6. Proofs of rate results

Assumption A.2. For each task $s = 1, \dots, S$, the covariance matrices $\Sigma_s \in \mathbb{R}^{n_s \times n_s}$ and $\Sigma_{s,0} \in \mathbb{R}^{n_s \times n_s}$ are symmetric positive definite and satisfy the uniform eigenvalue bounds: there exist constants $0 < \underline{\lambda} \leq \bar{\lambda} < \infty$ such that

$$\underline{\lambda} \leq \lambda_{\min}(\Sigma_s), \lambda_{\min}(\Sigma_{s,0}), \text{ and } \lambda_{\max}(\Sigma_s), \lambda_{\max}(\Sigma_{s,0}) \leq \bar{\lambda}. \quad (20)$$

Assumption A.3. For each $s \in \{1, \dots, S\}$, let $\mathbf{X}^{(s)} \in \mathbb{R}^{n_s \times p}$ satisfy $\text{rank}(\mathbf{X}^{(s)}) = n_s$, and define

$$\mathbf{M}_s := \mathbf{X}^{(s)\top} \mathbf{X}^{(s)} \in \mathbb{R}^{p \times p}, \quad \mathbf{A}_S := \sum_{s=1}^S (\mathbf{M}_s \otimes \mathbf{M}_s) \in \mathbb{R}^{p^2 \times p^2}.$$

Let $\mathbf{P}_0 \in \text{Gr}_k(\mathbb{R}^p)$ denote the true rank- k projection matrix. Define the tangent space of the Grassmann manifold at \mathbf{P}_0 by

$$T_{\mathbf{P}_0} \text{Gr}_k := \{ \mathbf{U}_0 \mathbf{A}^\top + \mathbf{A} \mathbf{U}_0^\top : \mathbf{A} \in \mathbb{R}^{(p-k) \times k} \} \subset \mathbb{S}^p,$$

where $\mathbf{U}_0 \in \mathbb{R}^{p \times k}$ satisfies $\mathbf{P}_0 = \mathbf{U}_0 \mathbf{U}_0^\top$. Define the model-relevant linear subspace

$$\mathcal{T} := \text{span}(T_{\mathbf{P}_0} \text{Gr}_k, \mathbf{I}_p - \mathbf{P}_0) \subset \mathbb{S}^p.$$

Assume that there exists a constant $\kappa > 0$ such that

$$\text{vec}(\mathbf{B})^\top \mathbf{A}_S \text{vec}(\mathbf{B}) \geq \kappa \left(\sum_{s=1}^S n_s^2 \right) \|\mathbf{B}\|_F^2 \quad \text{for all } \mathbf{B} \in \mathcal{T}.$$

Interpretation and justification. The matrix $\mathbf{A}_S = \sum_{s=1}^S (\mathbf{M}_s \otimes \mathbf{M}_s)$ represents the Gram operator associated with the quadratic measurement map $\mathbf{B} \mapsto \{\mathbf{X}^{(s)} \mathbf{B} \mathbf{X}^{(s)\top}\}_{s=1}^S$. Since $\text{rank}(\mathbf{M}_s) = n_s < p$, each summand $\mathbf{M}_s \otimes \mathbf{M}_s$ is singular and global positive definiteness of \mathbf{A}_S on \mathbb{R}^{p^2} cannot be expected in the high-dimensional regime. The assumption therefore imposes a uniform lower spectral bound only on the subspace \mathcal{T} , which contains all first-order perturbations of the covariance model induced by local changes in (\mathbf{P}, φ) .

To make this precise, consider a smooth curve $t \mapsto (\mathbf{P}(t), \varphi(t))$ with $\mathbf{P}(0) = \mathbf{P}_0$ and $\varphi(0) = \varphi_0$. Writing $\dot{\mathbf{P}}(0)$ and $\dot{\varphi}(0)$ for the derivatives at $t = 0$, the corresponding first-order perturbation of

$$\mathbf{B}(t) = (1 - \varphi_0)(\mathbf{P}(t) - \mathbf{P}_0) + (\varphi(t) - \varphi_0)(\mathbf{I}_p - \mathbf{P}(t))$$

satisfies

$$\dot{\mathbf{B}}(0) = (1 - \varphi_0) \dot{\mathbf{P}}(0) + \dot{\varphi}(0) (\mathbf{I}_p - \mathbf{P}_0), \quad \dot{\mathbf{P}}(0) \in T_{\mathbf{P}_0} \text{Gr}_k.$$

Hence all infinitesimal perturbations of the model lie in the linear space \mathcal{T} , and no other directions in \mathbb{S}^p are relevant for local identifiability or posterior contraction.

Under standard normalization of the design matrices, the nonzero eigenvalues of \mathbf{M}_s are of order n_s , so the natural scale of the quadratic form $\text{vec}(\mathbf{B})^\top \mathbf{A}_S \text{vec}(\mathbf{B})$ is $\sum_{s=1}^S n_s^2$. Assumption B.2 asserts that the row spaces of the task-specific designs are sufficiently diverse across s to ensure that this quadratic form dominates $\|\mathbf{B}\|_F^2$ uniformly over $\mathbf{B} \in \mathcal{T}$. This condition is

necessary for identifiability of (\mathbf{P}, φ) : if it were violated, there would exist a nonzero $\mathbf{B} \in \mathcal{T}$ such that $\mathbf{X}^{(s)}\mathbf{B}\mathbf{X}^{(s)\top} = \mathbf{0}$ for all s , implying that the corresponding local perturbation leaves all covariance matrices Σ_s unchanged.

The assumption is imposed only on \mathcal{T} and not on the entirety of \mathbb{S}^p . Directions orthogonal to \mathcal{T} correspond to variations that do not arise from perturbations of (\mathbf{P}, φ) under the model and are therefore irrelevant for inference. No additional events outside \mathcal{T} need to be considered: the likelihood is locally flat in those directions, and they play no role in posterior concentration or parameter recovery.

Proof. For each $s \in \{1, \dots, S\}$, $\mathbf{X}^{(s)} \in \mathbb{R}^{n_s \times p}$ and $\Sigma_s - \Sigma_{s,0} = \mathbf{X}^{(s)}\mathbf{B}\mathbf{X}^{(s)\top}$, $\mathbf{B} = (1 - \varphi_0)(\mathbf{P} - \mathbf{P}_0) + (\varphi - \varphi_0)(\mathbf{I}_p - \mathbf{P}) \in \mathbb{R}^{p \times p}$. The Frobenius norm gives

$$\begin{aligned} \|\Sigma_s - \Sigma_{s,0}\|_F^2 &= \text{tr}((\Sigma_s - \Sigma_{s,0})^\top (\Sigma_s - \Sigma_{s,0})) \\ &= \text{tr}((\mathbf{X}^{(s)}\mathbf{B}\mathbf{X}^{(s)\top})^\top (\mathbf{X}^{(s)}\mathbf{B}\mathbf{X}^{(s)\top})). \end{aligned}$$

The transpose identity $(\mathbf{ACD})^\top = \mathbf{D}^\top \mathbf{C}^\top \mathbf{A}^\top$ yields

$$(\mathbf{X}^{(s)}\mathbf{B}\mathbf{X}^{(s)\top})^\top = (\mathbf{X}^{(s)\top})^\top \mathbf{B}^\top (\mathbf{X}^{(s)})^\top = \mathbf{X}^{(s)}\mathbf{B}^\top \mathbf{X}^{(s)\top},$$

and therefore

$$\begin{aligned} (\mathbf{X}^{(s)}\mathbf{B}\mathbf{X}^{(s)\top})^\top (\mathbf{X}^{(s)}\mathbf{B}\mathbf{X}^{(s)\top}) &= (\mathbf{X}^{(s)}\mathbf{B}^\top \mathbf{X}^{(s)\top})(\mathbf{X}^{(s)}\mathbf{B}\mathbf{X}^{(s)\top}) \\ &= \mathbf{X}^{(s)}\mathbf{B}^\top (\mathbf{X}^{(s)\top} \mathbf{X}^{(s)}) \mathbf{B}\mathbf{X}^{(s)\top}. \end{aligned}$$

Substitution into the trace expression gives

$$\|\Sigma_s - \Sigma_{s,0}\|_F^2 = \text{tr}(\mathbf{X}^{(s)}\mathbf{B}^\top (\mathbf{X}^{(s)\top} \mathbf{X}^{(s)}) \mathbf{B}\mathbf{X}^{(s)\top}).$$

Cyclicity of trace implies $\text{tr}(\mathbf{AC}) = \text{tr}(\mathbf{CA})$ for conformable matrices, hence

$$\begin{aligned} \text{tr}(\mathbf{X}^{(s)}\mathbf{B}^\top (\mathbf{X}^{(s)\top} \mathbf{X}^{(s)}) \mathbf{B}\mathbf{X}^{(s)\top}) &= \text{tr}(\mathbf{B}^\top (\mathbf{X}^{(s)\top} \mathbf{X}^{(s)}) \mathbf{B}\mathbf{X}^{(s)\top} \mathbf{X}^{(s)}) \\ &= \text{tr}(\mathbf{B}^\top (\mathbf{X}^{(s)\top} \mathbf{X}^{(s)}) \mathbf{B}(\mathbf{X}^{(s)\top} \mathbf{X}^{(s)})). \end{aligned}$$

With $\mathbf{M}_s := \mathbf{X}^{(s)\top} \mathbf{X}^{(s)}$, this becomes the exact identity

$$\|\Sigma_s - \Sigma_{s,0}\|_F^2 = \text{tr}(\mathbf{B}^\top \mathbf{M}_s \mathbf{B} \mathbf{M}_s).$$

The standard vec–Kronecker identity $\text{tr}(\mathbf{A}^\top \mathbf{CAD}) = \text{vec}(\mathbf{A})^\top (\mathbf{D}^\top \otimes \mathbf{C}) \text{vec}(\mathbf{A})$ applied with $\mathbf{A} = \mathbf{B}$, $\mathbf{C} = \mathbf{M}_s$, $\mathbf{D} = \mathbf{M}_s$ yields

$$\text{tr}(\mathbf{B}^\top \mathbf{M}_s \mathbf{B} \mathbf{M}_s) = \text{vec}(\mathbf{B})^\top (\mathbf{M}_s^\top \otimes \mathbf{M}_s) \text{vec}(\mathbf{B}).$$

Since $\mathbf{M}_s^\top = \mathbf{M}_s$, this reduces to

$$\text{tr}(\mathbf{B}^\top \mathbf{M}_s \mathbf{B} \mathbf{M}_s) = \text{vec}(\mathbf{B})^\top (\mathbf{M}_s \otimes \mathbf{M}_s) \text{vec}(\mathbf{B}),$$

and therefore

$$\|\Sigma_s - \Sigma_{s,0}\|_F^2 = \text{vec}(\mathbf{B})^\top (\mathbf{M}_s \otimes \mathbf{M}_s) \text{vec}(\mathbf{B}).$$

Summation over s gives

$$\sum_{s=1}^S \|\Sigma_s - \Sigma_{s,0}\|_F^2 = \sum_{s=1}^S \text{vec}(\mathbf{B})^\top (\mathbf{M}_s \otimes \mathbf{M}_s) \text{vec}(\mathbf{B}).$$

Linearity of summation and the fact that $\text{vec}(\mathbf{B})$ does not depend on s yield

$$\sum_{s=1}^S \text{vec}(\mathbf{B})^\top (\mathbf{M}_s \otimes \mathbf{M}_s) \text{vec}(\mathbf{B}) = \text{vec}(\mathbf{B})^\top \left(\sum_{s=1}^S \mathbf{M}_s \otimes \mathbf{M}_s \right) \text{vec}(\mathbf{B}),$$

hence by assumption B.2,

$$\sum_{s=1}^S \|\Sigma_s - \Sigma_{s,0}\|_F^2 = \text{vec}(\mathbf{B})^\top \left(\sum_{s=1}^S \mathbf{M}_s \otimes \mathbf{M}_s \right) \text{vec}(\mathbf{B}) \geq \kappa \sum_{s=1}^S n_s^2 \|\mathbf{B}\|_F^2.$$

Under assumption B.1,

$$\begin{aligned} \|\Sigma_s - \Sigma_{s,0}\|_F &\leq \|\Sigma_s\|_F + \|\Sigma_{s,0}\|_F \\ &\leq \sqrt{n_s} \|\Sigma_s\|_{\text{op}} + \sqrt{n_s} \|\Sigma_{s,0}\|_{\text{op}} \\ &\leq 2\bar{\lambda} \sqrt{n_s}, \end{aligned} \tag{21}$$

and consequently,

$$\|\Sigma_s - \Sigma_{s,0}\|_F^2 \leq 4\bar{\lambda}^2 n_s. \tag{22}$$

Hence, $\kappa \sum_{s=1}^S n_s^2 \|\mathbf{B}\|_F^2 \leq 4\bar{\lambda}^2 \sum_{s=1}^S n_s$. Since $\|\mathbf{B}\|_F^2 \geq (1 - \varphi_0)^2 \|\mathbf{P} - \mathbf{P}_0\|_F^2 + (\varphi - \varphi_0)^2 (p - k)$,

$$\kappa \sum_{s=1}^S n_s^2 \left[(1 - \varphi_0)^2 \|\mathbf{P} - \mathbf{P}_0\|_F^2 + (\varphi - \varphi_0)^2 (p - k) \right] \leq 4\bar{\lambda}^2 \sum_{s=1}^S n_s. \tag{23}$$

This implies with probability 1,

$$\|\mathbf{P} - \mathbf{P}_0\|_F^2 \leq C \frac{\sum_{s=1}^S n_s}{(1 - \varphi_0)^2 \sum_{s=1}^S n_s^2}, \tag{24}$$

$$(\varphi - \varphi_0)^2 \leq C \frac{\sum_{s=1}^S n_s}{(p - k) \sum_{s=1}^S n_s^2}, \tag{25}$$

where $C = \frac{4\bar{\lambda}^2}{\kappa}$. This implies,

$$\mathbb{E}_{\Pi(\varphi|\cdot)}[(\varphi - \varphi_0)^2 \mid \mathcal{D}_S] \leq C \frac{\sum_{s=1}^S n_s}{(1 - \varphi_0)^2 \sum_{s=1}^S n_s^2} \tag{26}$$

$$\mathbb{E}_{\Pi(\mathbf{P}|\cdot)}[\|\mathbf{P} - \mathbf{P}_0\|_F^2 \mid \mathcal{D}_S] \leq C \frac{\sum_{s=1}^S n_s}{(p - k) \sum_{s=1}^S n_s^2}. \tag{27}$$

□

Proof. Let

$$\Sigma_0^* = \mathbf{X}_{\text{val}}^* ((1 - \varphi_0) \mathbf{P}_0 + \varphi_0 I_p) \mathbf{X}_{\text{val}}^{*\top} + \sigma^{*2} I_{n_{\text{val}}^*}, \quad \Sigma(P, \varphi) = \mathbf{X}_{\text{val}}^* (\mathbf{P} + \varphi(I_p - \mathbf{P})) \mathbf{X}_{\text{val}}^{*\top} + \sigma^{*2} I_{n_{\text{val}}^*},$$

both positive definite since $\succeq \sigma^{*2} I$.

By the log–sum inequality,

$$\begin{aligned} KL(\mathcal{N}(0, \Sigma_0^*) \parallel \int \mathcal{N}(0, \Sigma(P, \varphi)) \pi(d\mathbf{P}, d\varphi \mid \{D^{(s)}\})) \\ \leq \int KL(\mathcal{N}(0, \Sigma_0^*) \parallel \mathcal{N}(0, \Sigma(P, \varphi))) \pi(d\mathbf{P}, d\varphi \mid \{D^{(s)}\}). \end{aligned} \quad (28)$$

Hence it suffices to bound the integrand. For two zero-mean Gaussians,

$$KL(\mathcal{N}(0, \Sigma_0^*) \parallel \mathcal{N}(0, \Sigma(P, \varphi))) = \frac{1}{2} \left(\text{tr}(\Sigma(P, \varphi)^{-1} \Sigma_0^*) - n_{\text{val}}^* + \log \det \Sigma(P, \varphi) - \log \det \Sigma_0^* \right).$$

Noting that

$$\Sigma(P, \varphi) - \Sigma_0^* = \mathbf{X}_{\text{val}}^* ((1 - \varphi_0)(\mathbf{P} - \mathbf{P}_0) + (\varphi - \varphi_0)(I_p - \mathbf{P})) \mathbf{X}_{\text{val}}^{*\top},$$

we rewrite

$$KL = \frac{1}{2} \left(-\text{tr}(\Sigma(P, \varphi)^{-1} (\Sigma(P, \varphi) - \Sigma_0^*)) + \log \det(\Sigma_0^* + (\Sigma(P, \varphi) - \Sigma_0^*)) - \log \det \Sigma_0^* \right).$$

For the log–determinant difference we invoke the exact matrix identity

$$\log \det(A + B) - \log \det(A) = \int_0^1 \text{tr}((A + tB)^{-1} B) dt, \quad A \succ 0, B \in \mathbb{R}^{m \times m},$$

which is a direct consequence of the fundamental theorem of calculus applied to $f(t) = \log \det(A + tB)$ (Horn & Johnson, 1985). Applying this with $A = \Sigma_0^*$ and $B = \Sigma(P, \varphi) - \Sigma_0^*$, we obtain

$$KL = \frac{1}{2} \int_0^1 (1 - t) \text{tr}(\Sigma(P, \varphi)^{-1} (\Sigma(P, \varphi) - \Sigma_0^*) (\Sigma_0^* + t(\Sigma(P, \varphi) - \Sigma_0^*))^{-1} (\Sigma(P, \varphi) - \Sigma_0^*)) dt.$$

Since both inverses are bounded by σ^{*-2} in operator norm, the integrand is at most $\sigma^{*-4} \|\Sigma(P, \varphi) - \Sigma_0^*\|_F^2$. Integrating $(1 - t)$ over $[0, 1]$ yields

$$KL(\mathcal{N}(0, \Sigma_0^*) \parallel \mathcal{N}(0, \Sigma(P, \varphi))) \leq \frac{1}{4} \sigma^{*-4} \|\Sigma(P, \varphi) - \Sigma_0^*\|_F^2.$$

By submultiplicativity of the Frobenius norm,

$$\|\Sigma(P, \varphi) - \Sigma_0^*\|_F \leq \|\mathbf{X}_{\text{val}}^*\|_2^2 \left\| (1 - \varphi_0)(\mathbf{P} - \mathbf{P}_0) + (\varphi - \varphi_0)(I_p - \mathbf{P}) \right\|_F.$$

Hence

$$KL(\mathcal{N}(0, \Sigma_0^*) \parallel \mathcal{N}(0, \Sigma(P, \varphi))) \leq \frac{1}{4} \sigma^{*-4} \|\mathbf{X}_{\text{val}}^*\|_2^4 \left\| (1 - \varphi_0)(\mathbf{P} - \mathbf{P}_0) + (\varphi - \varphi_0)(I_p - \mathbf{P}) \right\|_F^2.$$

Expanding the square and using $\|I_p - \mathbf{P}\|_F = \sqrt{p - k}$,

$$\begin{aligned} & \left\| (1 - \varphi_0)(\mathbf{P} - \mathbf{P}_0) + (\varphi - \varphi_0)(I_p - \mathbf{P}) \right\|_F^2 \\ & \leq (1 - \varphi_0)^2 \|\mathbf{P} - \mathbf{P}_0\|_F^2 + 2|1 - \varphi_0| \sqrt{p - k} |\varphi - \varphi_0| \|\mathbf{P} - \mathbf{P}_0\|_F + (p - k)(\varphi - \varphi_0)^2. \end{aligned} \quad (29)$$

Finally, integrating this inequality with respect to the posterior $\pi(d\mathbf{P}, d\varphi \mid \{D^{(s)}\})$ and applying Cauchy–Schwarz to the cross term gives

$$\begin{aligned} & KL(\mathcal{N}(0, \Sigma_0^*) \parallel \int \mathcal{N}(0, \Sigma(P, \varphi)) \pi(d\mathbf{P}, d\varphi \mid \{D^{(s)}\})) \\ & \leq \frac{1}{4} \sigma^{*-4} \|\mathbf{X}_{\text{val}}^*\|_2^4 \left[(1 - \varphi_0)^2 \mathbb{E}_\pi \|\mathbf{P} - \mathbf{P}_0\|_F^2 + 2|1 - \varphi_0| \sqrt{p - k} (\mathbb{E}_\pi (\varphi - \varphi_0)^2)^{1/2} (\mathbb{E}_\pi \|\mathbf{P} - \mathbf{P}_0\|_F^2)^{1/2} \right. \\ & \quad \left. + (p - k) \mathbb{E}_\pi (\varphi - \varphi_0)^2 \right] \\ & = \frac{1}{4} \sigma^{*-4} \|\mathbf{X}_{\text{val}}^*\|_2^4 \left((1 - \varphi_0) \sqrt{\mathbb{E}_\pi \|\mathbf{P} - \mathbf{P}_0\|_F^2} + \sqrt{(p - k) \mathbb{E}_\pi (\varphi - \varphi_0)^2} \right)^2. \end{aligned}$$

This establishes the desired predictive KL bound. \square

B. Extension to non-linearity

We begin by describing the hierarchical model for multitask logistic regression and the corresponding Gibbs sampler under Pólya–Gamma data augmentation.

B.1. Binary Classification using Logistic Regression

B.1.1. MODEL SPECIFICATION

Consider S tasks, indexed by $s = 1, \dots, S$, with data $(\mathbf{y}^{(s)}, \mathbf{X}^{(s)})$, where $\mathbf{y}^{(s)} \in \{0, 1\}^{n_s}$ and $\mathbf{X}^{(s)} \in \mathbb{R}^{n_s \times p}$. Let $\mathbf{x}_j^{(s)\top}$ denote the j -th row of $\mathbf{X}^{(s)}$. The logistic regression model is

$$\Pr(y_j^{(s)} = 1 \mid \boldsymbol{\beta}^{(s)}, \mathbf{x}_j^{(s)}) = \frac{\exp(\psi_j^{(s)})}{1 + \exp(\psi_j^{(s)})}, \text{ where } \psi_j^{(s)} = \mathbf{x}_j^{(s)\top} \boldsymbol{\beta}^{(s)}. \quad (30)$$

Writing the likelihood in the logit form,

$$p(\mathbf{y}^{(s)} \mid \boldsymbol{\beta}^{(s)}, \mathbf{X}^{(s)}) \propto \prod_{j=1}^{n_s} \frac{\exp\left((y_j^{(s)} - \frac{1}{2})\psi_j^{(s)}\right)}{1 + \exp(\psi_j^{(s)})}. \quad (31)$$

We place a hierarchical Gaussian prior on the task-specific coefficients:

$$\boldsymbol{\beta}^{(s)} \sim \mathcal{N}(\mathbf{0}, \boldsymbol{\Sigma}_\beta), \quad \boldsymbol{\Sigma}_\beta = \mathbf{P} + \varphi(\mathbf{I}_p - \mathbf{P}), \quad \mathbf{P} = \mathbf{Z}\mathbf{Z}^\top, \quad \mathbf{Z} \in \mathcal{V}_{p,k}, \quad (32)$$

with hyperpriors $\varphi \sim \text{U}(0, 1)$, and a uniform prior on the column space of \mathbf{Z} as discussed in Section 2. Unlike in the linear regression setup, the posterior for $\boldsymbol{\beta}^{(s)}$ cannot be derived in closed form under a normal prior due to the lack of conjugacy. However, by applying the Pólya–Gamma data augmentation technique proposed by Polson et al. (2013), we can obtain a conditionally Gaussian posterior for $\boldsymbol{\beta}^{(s)}$.

B.1.2. PÓLYA–GAMMA AUGMENTATION

Introduce latent variables $\omega_j^{(s)}$ with $\omega_j^{(s)} \sim PG(1, \psi_j^{(s)})$. Using the identity

$$\frac{\exp((y_j^{(s)} - \frac{1}{2})\psi_j^{(s)})}{1 + \exp(\psi_j^{(s)})} = 2^{-1} \int_0^\infty \exp\left((y_j^{(s)} - \frac{1}{2})\psi_j^{(s)} - \frac{\omega_j^{(s)}(\psi_j^{(s)})^2}{2}\right) p(\omega_j^{(s)} \mid 1, 0) d\omega_j^{(s)}, \quad (33)$$

the augmented joint density for one task is

$$p(\mathbf{y}^{(s)}, \boldsymbol{\omega}^{(s)} \mid \boldsymbol{\beta}^{(s)}, \mathbf{X}^{(s)}) \propto \exp\left((\mathbf{y}^{(s)} - \frac{1}{2}\mathbf{1}_{n_s})^\top \mathbf{X}^{(s)} \boldsymbol{\beta}^{(s)} - \frac{1}{2} \boldsymbol{\beta}^{(s)\top} \mathbf{X}^{(s)\top} \boldsymbol{\Omega}^{(s)} \mathbf{X}^{(s)} \boldsymbol{\beta}^{(s)}\right) \times \prod_{j=1}^{n_s} p(\omega_j^{(s)} \mid 1, 0). \quad (34)$$

Under this augmented likelihood, posterior distribution of the task specific coefficients $\boldsymbol{\beta}^{(s)}$ assumes a multivariate normal distribution. The posterior distributions of the parameters are provided in Section 1.2 of the Supplementary Material.

B.2. Multi-class Classification

We describe the model for a single task and omit the task index s . Let $y_i \in \{1, \dots, K\}$ denote the class label for the i -th observation with predictor $\mathbf{x}_i \in \mathbb{R}^p$. Introduce indicators $y_{ij} = \mathbb{I}(y_i = j)$ for $j = 1, \dots, K$, so that $\sum_{j=1}^K y_{ij} = 1$. Write $\pi_{ij} = P(y_i = j \mid \mathbf{x}_i)$. Then, conditional on \mathbf{x}_i ,

$$(y_{i1}, \dots, y_{iK}) \sim \text{Multinomial}(1; \pi_{i1}, \dots, \pi_{iK}), \quad P(y_{i1}, \dots, y_{iK} \mid \mathbf{x}_i) = \prod_{j=1}^K \pi_{ij}^{y_{ij}}.$$

To enable Pólya–Gamma augmentation, we adopt the dependent stick-breaking parameterization [Linderman et al. \(2015\)](#). For $j = 1, \dots, K - 1$, define $\psi_{ij} = \mathbf{x}_i^\top \boldsymbol{\beta}_j$ and

$$\tilde{\pi}_{ij} = \frac{\exp(\psi_{ij})}{1 + \exp(\psi_{ij})} = P(y_i = j \mid y_i \notin \{1, \dots, j-1\}, \mathbf{x}_i).$$

The class probabilities are then

$$\pi_{i1} = \tilde{\pi}_{i1}, \quad \pi_{i2} = (1 - \tilde{\pi}_{i1})\tilde{\pi}_{i2}, \quad \dots, \quad \pi_{i,K-1} = \left(\prod_{l=1}^{K-2} (1 - \tilde{\pi}_{il}) \right) \tilde{\pi}_{i,K-1}, \quad \pi_{iK} = \prod_{l=1}^{K-1} (1 - \tilde{\pi}_{il}).$$

At each stick-breaking step j , the distribution of y_{ij} is binomial with number of trials equal to $n = 1$ and success probability $\tilde{\pi}_{ij}$, conditional on not having been assigned to any earlier class. That is,

$$y_{ij} \mid \{y_{i1}, \dots, y_{i,j-1}\}, \mathbf{x}_i \sim \text{Binomial}(1, \tilde{\pi}_{ij}).$$

If no earlier class is chosen, the remaining probability mass is assigned to class K , with $y_{iK} = 1 - \sum_{l=1}^{K-1} y_{il}$, and $P(y_{iK} = 1 \mid \mathbf{x}_i) = \pi_{iK}$. We assume class-specific priors for the regression coefficients of the form

$$\boldsymbol{\beta}_j \sim \mathcal{N}(\mathbf{0}, \mathbf{P}_j + \varphi_j (I_p - \mathbf{P}_j)), \quad j = 1, 2, \dots, K,$$

where \mathbf{P}_j denotes the projection matrix corresponding to the subspace associated with class j , and φ_j controls the variability outside that subspace. Posterior inference proceeds via Pólya–Gamma augmentation, in direct analogy to the binary classification setting. In this construction, the subspace \mathbf{P}_j is allowed to differ across classes, thereby inducing class-specific structure in the coefficient vectors. We note that this stick-breaking multinomial formulation inherently enforces that each observation is assigned to exactly one of the K classes, and therefore does not accommodate multi-label outcomes where an observation can belong to multiple classes simultaneously (see [Linderman et al. \(2015\)](#) for further details).

Assumption B.1. For each task $s = 1, \dots, S$, the covariance matrices $\Sigma_s \in \mathbb{R}^{n_s \times n_s}$ and $\Sigma_{s,0} \in \mathbb{R}^{n_s \times n_s}$ are symmetric positive definite and satisfy the uniform eigenvalue bounds: there exist constants $0 < \underline{\lambda} \leq \bar{\lambda} < \infty$ such that

$$\underline{\lambda} \leq \lambda_{\min}(\Sigma_s), \lambda_{\min}(\Sigma_{s,0}), \text{ and } \lambda_{\max}(\Sigma_s), \lambda_{\max}(\Sigma_{s,0}) \leq \bar{\lambda}. \quad (35)$$

Assumption B.2. For each $s \in \{1, \dots, S\}$, let $\mathbf{X}^{(s)} \in \mathbb{R}^{n_s \times p}$ satisfy $\text{rank}(\mathbf{X}^{(s)}) = n_s$, and define

$$\mathbf{M}_s := \mathbf{X}^{(s)\top} \mathbf{X}^{(s)} \in \mathbb{R}^{p \times p}, \quad \mathbf{A}_S := \sum_{s=1}^S (\mathbf{M}_s \otimes \mathbf{M}_s) \in \mathbb{R}^{p^2 \times p^2}.$$

Let $\mathbf{P}_0 \in \text{Gr}_k(\mathbb{R}^p)$ denote the true rank- k projection matrix. Define the tangent space of the Grassmann manifold at \mathbf{P}_0 by

$$T_{\mathbf{P}_0} \text{Gr}_k := \{ \mathbf{U}_0 \mathbf{A}^\top + \mathbf{A} \mathbf{U}_0^\top : \mathbf{A} \in \mathbb{R}^{(p-k) \times k} \} \subset \mathbb{S}^p,$$

where $\mathbf{U}_0 \in \mathbb{R}^{p \times k}$ satisfies $\mathbf{P}_0 = \mathbf{U}_0 \mathbf{U}_0^\top$. Define the model-relevant linear subspace

$$\mathcal{T} := \text{span}(T_{\mathbf{P}_0} \text{Gr}_k, \mathbf{I}_p - \mathbf{P}_0) \subset \mathbb{S}^p.$$

Assume that there exists a constant $\kappa > 0$ such that

$$\text{vec}(\mathbf{B})^\top \mathbf{A}_S \text{vec}(\mathbf{B}) \geq \kappa \left(\sum_{s=1}^S n_s^2 \right) \|\mathbf{B}\|_F^2 \quad \text{for all } \mathbf{B} \in \mathcal{T}.$$

Interpretation and justification. The matrix $\mathbf{A}_S = \sum_{s=1}^S (\mathbf{M}_s \otimes \mathbf{M}_s)$ represents the Gram operator associated with the quadratic measurement map $\mathbf{B} \mapsto \{\mathbf{X}^{(s)} \mathbf{B} \mathbf{X}^{(s)\top}\}_{s=1}^S$. Since $\text{rank}(\mathbf{M}_s) = n_s < p$, each summand $\mathbf{M}_s \otimes \mathbf{M}_s$ is singular and global positive definiteness of \mathbf{A}_S on \mathbb{R}^{p^2} cannot be expected in the high-dimensional regime. The assumption therefore imposes a uniform lower spectral bound only on the subspace \mathcal{T} , which contains all first-order perturbations of the covariance model induced by local changes in (\mathbf{P}, φ) .

To make this precise, consider a smooth curve $t \mapsto (\mathbf{P}(t), \varphi(t))$ with $\mathbf{P}(0) = \mathbf{P}_0$ and $\varphi(0) = \varphi_0$. Writing $\dot{\mathbf{P}}(0)$ and $\dot{\varphi}(0)$ for the derivatives at $t = 0$, the corresponding first-order perturbation of

$$\mathbf{B}(t) = (1 - \varphi_0)(\mathbf{P}(t) - \mathbf{P}_0) + (\varphi(t) - \varphi_0)(\mathbf{I}_p - \mathbf{P}(t))$$

satisfies

$$\dot{\mathbf{B}}(0) = (1 - \varphi_0) \dot{\mathbf{P}}(0) + \dot{\varphi}(0) (\mathbf{I}_p - \mathbf{P}_0), \quad \dot{\mathbf{P}}(0) \in T_{\mathbf{P}_0} \text{Gr}_k.$$

Hence all infinitesimal perturbations of the model lie in the linear space \mathcal{T} , and no other directions in \mathbb{S}^p are relevant for local identifiability or posterior contraction.

Under standard normalization of the design matrices, the nonzero eigenvalues of \mathbf{M}_s are of order n_s , so the natural scale of the quadratic form $\text{vec}(\mathbf{B})^\top \mathbf{A}_S \text{vec}(\mathbf{B})$ is $\sum_{s=1}^S n_s^2$. Assumption B.2 asserts that the row spaces of the task-specific designs are sufficiently diverse across s to ensure that this quadratic form dominates $\|\mathbf{B}\|_F^2$ uniformly over $\mathbf{B} \in \mathcal{T}$. This condition is necessary for identifiability of (\mathbf{P}, φ) : if it were violated, there would exist a nonzero $\mathbf{B} \in \mathcal{T}$ such that $\mathbf{X}^{(s)} \mathbf{B} \mathbf{X}^{(s)\top} = \mathbf{0}$ for all s , implying that the corresponding local perturbation leaves all covariance matrices Σ_s unchanged.

The assumption is imposed only on \mathcal{T} and not on the entirety of \mathbb{S}^p . Directions orthogonal to \mathcal{T} correspond to variations that do not arise from perturbations of (\mathbf{P}, φ) under the model and are therefore irrelevant for inference. No additional events outside \mathcal{T} need to be considered: the likelihood is locally flat in those directions, and they play no role in posterior concentration or parameter recovery.

Proof. For each $s \in \{1, \dots, S\}$, $\mathbf{X}^{(s)} \in \mathbb{R}^{n_s \times p}$ and $\Sigma_s - \Sigma_{s,0} = \mathbf{X}^{(s)} \mathbf{B} \mathbf{X}^{(s)\top}$, $\mathbf{B} = (1 - \varphi_0)(\mathbf{P} - \mathbf{P}_0) + (\varphi - \varphi_0)(\mathbf{I}_p - \mathbf{P}) \in \mathbb{R}^{p \times p}$. The Frobenius norm gives

$$\begin{aligned} \|\Sigma_s - \Sigma_{s,0}\|_F^2 &= \text{tr}((\Sigma_s - \Sigma_{s,0})^\top (\Sigma_s - \Sigma_{s,0})) \\ &= \text{tr}((\mathbf{X}^{(s)} \mathbf{B} \mathbf{X}^{(s)\top})^\top (\mathbf{X}^{(s)} \mathbf{B} \mathbf{X}^{(s)\top})). \end{aligned}$$

The transpose identity $(\mathbf{ACD})^\top = \mathbf{D}^\top \mathbf{C}^\top \mathbf{A}^\top$ yields

$$(\mathbf{X}^{(s)} \mathbf{B} \mathbf{X}^{(s)\top})^\top = (\mathbf{X}^{(s)\top})^\top \mathbf{B}^\top (\mathbf{X}^{(s)})^\top = \mathbf{X}^{(s)} \mathbf{B}^\top \mathbf{X}^{(s)\top},$$

and therefore

$$\begin{aligned} (\mathbf{X}^{(s)} \mathbf{B} \mathbf{X}^{(s)\top})^\top (\mathbf{X}^{(s)} \mathbf{B} \mathbf{X}^{(s)\top}) &= (\mathbf{X}^{(s)} \mathbf{B}^\top \mathbf{X}^{(s)\top}) (\mathbf{X}^{(s)} \mathbf{B} \mathbf{X}^{(s)\top}) \\ &= \mathbf{X}^{(s)} \mathbf{B}^\top (\mathbf{X}^{(s)\top} \mathbf{X}^{(s)}) \mathbf{B} \mathbf{X}^{(s)\top}. \end{aligned}$$

Substitution into the trace expression gives

$$\|\Sigma_s - \Sigma_{s,0}\|_F^2 = \text{tr}(\mathbf{X}^{(s)} \mathbf{B}^\top (\mathbf{X}^{(s)\top} \mathbf{X}^{(s)}) \mathbf{B} \mathbf{X}^{(s)\top}).$$

Cyclicity of trace implies $\text{tr}(\mathbf{AC}) = \text{tr}(\mathbf{CA})$ for conformable matrices, hence

$$\begin{aligned} \text{tr}(\mathbf{X}^{(s)} \mathbf{B}^\top (\mathbf{X}^{(s)\top} \mathbf{X}^{(s)}) \mathbf{B} \mathbf{X}^{(s)\top}) &= \text{tr}(\mathbf{B}^\top (\mathbf{X}^{(s)\top} \mathbf{X}^{(s)}) \mathbf{B} \mathbf{X}^{(s)\top} \mathbf{X}^{(s)}) \\ &= \text{tr}(\mathbf{B}^\top (\mathbf{X}^{(s)\top} \mathbf{X}^{(s)}) \mathbf{B} (\mathbf{X}^{(s)\top} \mathbf{X}^{(s)})). \end{aligned}$$

With $\mathbf{M}_s := \mathbf{X}^{(s)\top} \mathbf{X}^{(s)}$, this becomes the exact identity

$$\|\Sigma_s - \Sigma_{s,0}\|_F^2 = \text{tr}(\mathbf{B}^\top \mathbf{M}_s \mathbf{B} \mathbf{M}_s).$$

The standard vec–Kronecker identity $\text{tr}(\mathbf{A}^\top \mathbf{CAD}) = \text{vec}(\mathbf{A})^\top (\mathbf{D}^\top \otimes \mathbf{C}) \text{vec}(\mathbf{A})$ applied with $\mathbf{A} = \mathbf{B}$, $\mathbf{C} = \mathbf{M}_s$, $\mathbf{D} = \mathbf{M}_s$ yields

$$\text{tr}(\mathbf{B}^\top \mathbf{M}_s \mathbf{B} \mathbf{M}_s) = \text{vec}(\mathbf{B})^\top (\mathbf{M}_s^\top \otimes \mathbf{M}_s) \text{vec}(\mathbf{B}).$$

Since $\mathbf{M}_s^\top = \mathbf{M}_s$, this reduces to

$$\text{tr}(\mathbf{B}^\top \mathbf{M}_s \mathbf{B} \mathbf{M}_s) = \text{vec}(\mathbf{B})^\top (\mathbf{M}_s \otimes \mathbf{M}_s) \text{vec}(\mathbf{B}),$$

and therefore

$$\|\Sigma_s - \Sigma_{s,0}\|_F^2 = \text{vec}(\mathbf{B})^\top (\mathbf{M}_s \otimes \mathbf{M}_s) \text{vec}(\mathbf{B}).$$

Summation over s gives

$$\sum_{s=1}^S \|\Sigma_s - \Sigma_{s,0}\|_F^2 = \sum_{s=1}^S \text{vec}(\mathbf{B})^\top (\mathbf{M}_s \otimes \mathbf{M}_s) \text{vec}(\mathbf{B}).$$

Linearity of summation and the fact that $\text{vec}(\mathbf{B})$ does not depend on s yield

$$\sum_{s=1}^S \text{vec}(\mathbf{B})^\top (\mathbf{M}_s \otimes \mathbf{M}_s) \text{vec}(\mathbf{B}) = \text{vec}(\mathbf{B})^\top \left(\sum_{s=1}^S \mathbf{M}_s \otimes \mathbf{M}_s \right) \text{vec}(\mathbf{B}),$$

hence by assumption B.2,

$$\sum_{s=1}^S \|\Sigma_s - \Sigma_{s,0}\|_F^2 = \text{vec}(\mathbf{B})^\top \left(\sum_{s=1}^S \mathbf{M}_s \otimes \mathbf{M}_s \right) \text{vec}(\mathbf{B}) \geq \kappa \sum_{s=1}^S n_s^2 \|\mathbf{B}\|_F^2.$$

Under assumption B.1,

$$\begin{aligned} \|\Sigma_s - \Sigma_{s,0}\|_F &\leq \|\Sigma_s\|_F + \|\Sigma_{s,0}\|_F \\ &\leq \sqrt{n_s} \|\Sigma_s\|_{\text{op}} + \sqrt{n_s} \|\Sigma_{s,0}\|_{\text{op}} \\ &\leq 2\bar{\lambda} \sqrt{n_s}, \end{aligned} \tag{36}$$

and consequently,

$$\|\Sigma_s - \Sigma_{s,0}\|_F^2 \leq 4\bar{\lambda}^2 n_s. \quad (37)$$

Hence, $\kappa \sum_s^S n_s^2 \|\mathbf{B}\|_F^2 \leq 4\bar{\lambda}^2 \sum_{s=1}^S n_s$. Since $\|\mathbf{B}\|_F^2 \geq (1 - \varphi_0)^2 \|\mathbf{P} - \mathbf{P}_0\|_F^2 + (\varphi - \varphi_0)^2 (p - k)$,

$$\kappa \sum_s^S n_s^2 \left[(1 - \varphi_0)^2 \|\mathbf{P} - \mathbf{P}_0\|_F^2 + (\varphi - \varphi_0)^2 (p - k) \right] \leq 4\bar{\lambda}^2 \sum_{s=1}^S n_s. \quad (38)$$

This implies with probability 1,

$$\|\mathbf{P} - \mathbf{P}_0\|_F^2 \leq C \frac{\sum_{s=1}^S n_s}{(1 - \varphi_0)^2 \sum_{s=1}^S n_s^2}, \quad (39)$$

$$(\varphi - \varphi_0)^2 \leq C \frac{\sum_{s=1}^S n_s}{(p - k) \sum_{s=1}^S n_s^2}, \quad (40)$$

where $C = \frac{4\bar{\lambda}^2}{\kappa}$. This implies,

$$\mathbb{E}_{\Pi(\varphi|\cdot)}[(\varphi - \varphi_0)^2 \mid \mathcal{D}_S] \leq C \frac{\sum_{s=1}^S n_s}{(1 - \varphi_0)^2 \sum_{s=1}^S n_s^2} \quad (41)$$

$$\mathbb{E}_{\Pi(\mathbf{P}|\cdot)}[\|\mathbf{P} - \mathbf{P}_0\|_F^2 \mid \mathcal{D}_S] \leq C \frac{\sum_{s=1}^S n_s}{(p - k) \sum_{s=1}^S n_s^2}. \quad (42)$$

□