

HazeFlow: Revisit Haze Physical Model as ODE and Non-Homogeneous Haze Generation for Real-World Dehazing

Junseong Shin^{1*} Seungwoo Chung^{1*} Yunjeong Yang¹ Tae Hyun Kim^{12†}

¹Department of Artificial Intelligence, Hanyang University

²Department of Computer Science, Hanyang University

{junsung6140, jsw98, yunjeongyang, taehyunkim}@hanyang.ac.kr

Abstract

Dehazing involves removing haze or fog from images to restore clarity and improve visibility by estimating atmospheric scattering effects. While deep learning methods show promise, the lack of paired real-world training data and the resulting domain gap hinder generalization to real-world scenarios. In this context, physics-grounded learning becomes crucial; however, traditional methods based on the Atmospheric Scattering Model (ASM) often fall short in handling real-world complexities and diverse haze patterns. To solve this problem, we propose HazeFlow, a novel ODE-based framework that reformulates ASM as an ordinary differential equation (ODE). Inspired by Rectified Flow (RF), HazeFlow learns an optimal ODE trajectory to map hazy images to clean ones, enhancing real-world dehazing performance with only a single inference step. Additionally, we introduce a non-homogeneous haze generation method using Markov Chain Brownian Motion (MCBM) to address the scarcity of paired real-world data. By simulating realistic haze patterns through MCBM, we enhance the adaptability of HazeFlow to diverse real-world scenarios. Through extensive experiments, we demonstrate that HazeFlow achieves state-of-the-art performance across various real-world dehazing benchmark datasets. Code is available at <https://github.com/cloor/HazeFlow>.

1. Introduction

Haze considerably diminishes visual quality, thereby posing challenges for diverse real-world applications, including autonomous driving, aerial surveillance, and the analysis of outdoor scenes [23, 30]. The non-homogeneous, spatially varying nature of real-world haze makes dehazing even more complex. Despite extensive research, there remains a substantial performance gap between synthetic and real-world scenarios.

Hazy images are typically represented by the Atmospheric Scattering Model (ASM) [39, 40], which captures




Figure 1. Illustration of dehazing trajectory of hazy image I_T as transmission map T gradually increases from 0 to 1.

the interaction of light with haze particles as it travels through the atmosphere. ASM is formulated as:

$$I(x) = T(x)J(x) + (1 - T(x))A, \quad (1)$$

where x represents a pixel location, I denotes the observed hazy image, J is the clear scene radiance, A is the global atmospheric light, and T is the transmission map. The transmission map quantifies the degree of haze at the pixel location x , and is defined as:

$$T(x) = e^{-\beta d(x)}, \quad (2)$$

where β denotes the haze density coefficient and $d(x)$ represents the scene depth. For example, as shown in Fig. 1, $T = 0$ results in complete opacity with I converge to A , while $T = 1$ reveals a clear scene with I matches J .

Traditional physical-based haze removal methods [18, 20, 61], often rely on ASM, provide a principled understanding of how haze affects images, but physical models alone struggle to capture the complexity of real-world haze. On the other hand, deep learning approaches [6, 19, 24, 28, 41] trained on large-scale synthetic datasets [29] achieve impressive results on curated benchmarks, but fall short in real-world settings due to domain gap. Techniques such as data augmentation-based approaches [7], CycleGAN-based methods [9, 60], and recent diffusion-based models [36, 59] have indeed improved robustness. However, handling real-world haze artifacts and distribution shifts remains a major challenge.

* Equal contribution. † Corresponding author.

To fully leverage both physical models and deep learning methodologies, we introduce HazeFlow, a novel ODE-based dehazing framework that redefines dehazing as an optimal transport process between haze and clean image distributions. Instead of directly solving an inverse problem of ASM, we reformulate dehazing as an ordinary differential equation (ODE), where the velocity field guides hazy images along a physically grounded path to their clean counterparts. This reformulation enables the utilization of contemporary neural ODE methodologies to facilitate the training of a dehazing network across the complete dehazing trajectory, thereby enhancing the stability, accuracy, and efficiency of haze removal. Motivated by Rectified Flow (RF) [33] which learns straight, fast sampling trajectories, we train a neural network to approximate the optimal ODE trajectory, allowing fast and accurate removal of the haze in a single inference step.

Furthermore, HazeFlow enhances real-world performance with a three-stage learning process: Pretrain, Reflow, and Distillation. Initially, the Pretrain phase on large-scale synthesized hazy-clean image pairs constructs a mapping from hazy images to their clean counterparts. The Reflow stage fine-tunes the model using real hazy and pseudo clean image pairs, capturing complex real-world haze patterns. Finally, the Distillation stage further improves robustness to real-world artifacts and enhances perceptual quality. Through three-stage learning, HazeFlow develops a dynamic, transmission-aware mapping, enhancing its understanding of real-world haze. HazeFlow demonstrates superior adaptability to real-world scenarios, achieving state-of-the-art results in both synthetic and real-world benchmark datasets.

In addition, we tackle the issue of the limited availability of paired real-world datasets. Datasets containing non-homogeneous haze (e.g., smoke-induced haze) are scarce, and most synthetic datasets assume homogeneous haze with a constant scattering coefficient β across the scene [29, 43, 53]. To mitigate this limitation, we introduce a non-homogeneous haze generation method that utilizes Markov Chain Brownian Motion (MCBM) which effectively models the random movements of airborne particles [25, 49]. Specifically, we simulate a spatially varying scattering coefficient for transmission map using MCBM. This provides a more realistic and diverse dataset, allowing the model to generalize better to real-world haze.

The contributions of this paper are as follows.

- For the first time, we reformulate the dehazing process as solving the ODE of ASM, enabling the learning of a physics-guided flow. Our three-stage training pipeline enhances real-world generalization and achieves stable one-step estimation.
- We propose a non-homogeneous haze image generation technique with MCBM modeling to mitigate the limited

availability of paired real-world hazy datasets.

- Our method achieves state-of-the-art performance in real-world dehazing tasks across various benchmark datasets, demonstrating exceptional efficacy in practical applications.

2. Related Works

2.1. Single Image Dehazing

Early methods relied on assumptions or priors to estimate the haze. DCP [20] assumes that haze-free images have at least one low intensity channel. Other priors, such as the color attenuation prior [61], color-lines [18], Haze-lines [5] used color and intensity gradients to predict transmission map. However, these methods often struggle with complex scenes, sky regions, and non-uniform haze, producing undesired artifacts.

Recently, deep learning approaches have significantly improved dehazing performance by directly learning to remove haze from data. Early methods relied heavily on Convolutional Neural Networks (CNNs), which are effective in capturing local characteristics and hierarchical information [6, 14, 28, 32, 41, 42, 52]. Recent research has explored Transformer-based architectures, which excel in modeling global relationships and capturing long-range dependencies within the image [19, 47]. However, these approaches face challenges when applied to real-world hazy images, as they often overlook the underlying physics model of haze formation. Without explicitly modeling the atmospheric scattering process and spatially varying transmission, these methods can struggle to generalize across diverse haze patterns, leading to incomplete dehazing or distortion of fine details.

2.2. Real-World Dehazing

To mitigate the domain gap between synthetic and real-world hazy images, various approaches have been proposed. Methods based on CycleGAN [9, 31, 44, 55] utilize cycle consistency loss [60] to tailor models for real-world scenarios by employing unpaired datasets of hazy and clean images. On the other hand, RIDCP [53] tackled the scarcity of real-world haze data by generating a dataset with synthesized haze applied to hundreds of clean images. Despite these efforts, challenges persist in effectively modeling non-homogeneous real-world haze. PANet [7] attempts to address this issue by augmenting non-homogeneous haze. Specifically, it modifies the values of β or A to augment real-world haze. However, this method is limited to augmentations within limited datasets. Furthermore, it struggles to fully encompass the diverse haze conditions encountered in real-world scenarios such as in RTTS [29]. In this work, we aim to address these limitations by providing an enhanced dataset with more diverse haze characteristics, enabling more reliable training and generalization.

Diffusion-based Image Restoration Recently, diffusion models have shown remarkable success in image restora-

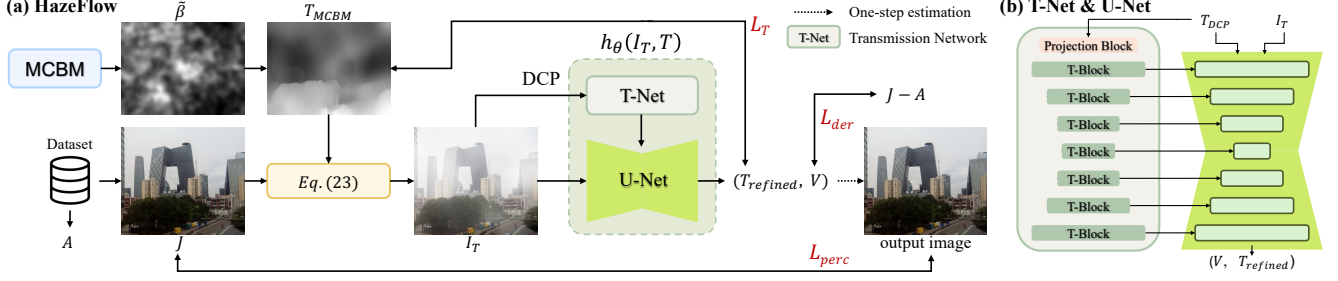


Figure 2. Overview of our proposed method, illustrating (a) HazeFlow and (b) Transmission Network.

tion tasks by iteratively refining images through learned denoising processes. To address real-world dehazing, DehazeDDPM [57] and Wang *et al.* [51] leverage the diffusion model [22] to improve dehazing performance by applying conditional diffusion models along with additional refinement techniques. DACLIP [36] and DiffUIR [59] proposed unified frameworks capable of handling multiple restoration tasks, including dehazing through a shared diffusion process. Despite their impressive results, these diffusion-based methods face limitations in inference speed and computational efficiency. In contrast, our methodology employs a flow-based strategy that uses a well-defined ODE formulation, significantly decreasing the number of sampling steps required during the inference process while preserving superior restoration quality.

3. ODE-based Dehazing Model

This section begins with a concise summary of RF, which serves as an inspiration for our study, and is followed by an in-depth description of our proposed method, HazeFlow.

3.1. Preliminary

RF solves the optimal transport problem between two data distributions π_0 and π_1 by transporting data from an initial state $X_0 \sim \pi_0$ to a target state $X_1 \sim \pi_1$ over a continuous time interval $t \in [0, 1]$. Given observations of X_0 and X_1 , RF learns the velocity field by training a neural network r_θ to follow the linear interpolation of $X_t = tX_1 + (1-t)X_0$. This is achieved by solving the following least squares regression problem:

$$L(\theta) = \min_{\theta} \int_0^1 \mathbb{E}[|(X_1 - X_0) - r_\theta(X_t, t)|^2] dt. \quad (3)$$

After training the velocity function r_θ , target X_1 can be inferred by a conventional ODE-solver (*e.g.* Euler solver):

$$X_{k+\frac{1}{N}} = X_k + \frac{1}{N} r_\theta(X_k, k), \text{ s.t. } k \in \left\{0, \frac{1}{N}, \dots, \frac{N-1}{N}\right\}, \quad (4)$$

where N denotes number of steps from X_0 to X_1 , and k is the discrete step index.

Reflow. To straighten the trajectory and yield fast simulation, RF introduces Reflow mechanism. Using r_θ trained on

pairs of (X_1, X_0) , new synthetic pairs (\hat{X}_1, X_0) can be generated, where \hat{X}_1 is obtained from X_0 using a conventional ODE solver (*i.e.*, $ODE[r_\theta](X_0)$). The newly generated pair is used for training to refine the velocity field through r_ϕ . This process is repeated iteratively to streamline the path. The aim of the objective function is to ensure that the predictions of r_ϕ correspond with the velocity field from X_0 to \hat{X}_1 , resulting in more direct trajectories, as follows:

$$L(\phi) = \min_{\phi} \int_0^1 \mathbb{E}[|(\hat{X}_1 - X_0) - r_\phi(X_t, t)|^2] dt, \quad (5)$$

where $X_t = t\hat{X}_1 + (1-t)X_0$. By refining the path using data pairs derived from solving the ODE, the newly trained r_ϕ achieves accurate results with fewer inference steps.

Distillation. Using r_ϕ from Reflow, a network $r_{\phi'}$ requiring one-step inference can be obtained via knowledge distillation, as follows:

$$L(\phi') = \mathbb{E}[\mathbb{D}(ODE[r_\phi](X_0), X_0 + r_{\phi'}(X_0, 0))], \quad (6)$$

where the loss function \mathbb{D} uses LPIPS [58], which enhances the perceptual quality of images produced. Through these Reflow and Distillation processes, RF enables high-quality one-step generation and has been successfully applied in various tasks [34, 50, 62].

3.2. HazeFlow

Revisit ASM as an ODE. In this work, our key observation is that the conventional ASM in Eq. 1 can be reformulated as an ODE:

$$dI_T = (J - A)dT, \quad (7)$$

where I_T is the hazy image corresponding to the transmission map T . This reformulation reveals that dehazing fundamentally involves modeling incremental changes in T and proportional adjustments in I_T . In this view, the dehazing process becomes a velocity estimation problem, where the goal is to learn a vector field that guides the evolution of the hazy image towards the clean image along the T path. We achieve this by parameterizing the derivative function using RF [33] through a learnable neural network h_θ , allowing the model to approximate the optimal transport trajectory from atmospheric light to clean image as in Fig. 1.

Using the RF framework, our method produces diverse and high-quality results and drastically reduces computational costs compared to conventional iterative models (*e.g.*, diffusion models). Once h_θ is trained, clean image J can be directly predicted from the hazy image I_T with an off-the-shelf Euler ODE-solver as follows:

$$I_{\tau+\frac{1}{M}} = I_\tau + \frac{1}{M} h_\theta(I_\tau, \tau), \quad (8)$$

$$\text{s.t. } \tau \in \left\{ T, T + \frac{1}{M}, \dots, T + \frac{N-1}{M} \right\},$$

where $\frac{1}{M}$ denotes the adaptive step size, defined as $\frac{1-T}{N}$, where N is the number of sampling steps from I_T to $I_1 (= J)$. Unlike conventional RF-based models [34, 50, 62], which apply a time variable t uniformly across the entire image, our method assigns a locally varying transmission map T across images. Since the degree of attenuation varies for each pixel in a hazy image, the transmission map T exhibits spatial variability in the image. This spatial variation is managed through the adaptive step size: areas with thicker haze (*i.e.*, lower $T(x)$) undergo more transformations, whereas regions with lighter haze (*i.e.*, higher $T(x)$) require fewer updates, thereby preserving finer details.

3.3. Network Architecture

Our HazeFlow consists of a U-Net and a T-Net, as shown in Fig. 2 (b). The U-Net takes the hazy image and transmission map derived from the hazy image as inputs, while the T-Net processes the transmission map. Input transmission map T_{DCP} is estimated using DCP [20]. T-Net then embeds the transmission feature, which is combined with the U-Net to predict the dehazed image.

Transmission Network (T-Net). We propose T-Net to effectively handle the spatially varying input transmission map T in a high-dimensional feature space as shown in Fig. 2 (b). To achieve this, input T_{DCP} is projected into the feature space by a Projection Block comprising two 1×1 convolution layers, which generates the representation in the feature space $T^{l=0}$. Subsequently, the Transmission Block (T-Block), which consists of two convolution layers and SiLU [15] activation functions, operates at multiple scales $l \in \{0, 1, 2, 3\}$. It takes T^l as input and generates T^{l+1} at scale level $(l+1)$ as:

$$T^{l+1} = \text{Conv}_{1 \times 1}(\text{SiLU}(\text{Conv}_{3 \times 3}(\text{SiLU}(T^l)))). \quad (9)$$

The embedding T^l is integrated with U-Net features to effectively handle spatially varying transmissions. Each T^l is utilized in both the encoder and decoder of the U-Net.

Transmission Refinement (T-Refinement). The transmission map T_{DCP} derived from DCP can be erroneous in real-world hazy conditions, especially in regions like sky where its underlying assumptions break down. To address

this problem, we refine T_{DCP} in our HazeFlow by jointly predicting velocity and improved transmission map as follows:

$$(V, T_{refined}) = h_\theta(I_T, T_{dcp}), \quad (10)$$

where V denotes velocity and $T_{refined}$ represents the improved transmission map. Specifically, we employ the ground-truth transmission map T_{gt} to train the network and obtain the refined transmission map by minimizing the loss as:

$$L_T(\theta) = \mathbb{E} \|T_{gt} - T_{refined}\|_2^2. \quad (11)$$

This approach ensures that the refinement aligns closely with the realistic haze characteristics defined by T_{gt} . During the inference phase, the refined transmission map is used as initial τ in Eq. 8, resulting in more accurate and visually coherent haze removal. Refer to the Supplementary Material Sec. ?? for additional details.

In the remainder of the study, when the output of h_θ is not explicitly stated, it refers to V for simplicity.

3.4. Three-Stage Learning

We introduce a three-stage learning scheme including Pretrain, Reflow, and Distillation. Through this approach, we progressively adapt the model to real-world scenarios, enabling real-world dehazing with fewer sampling steps.

Pretrain For the Pretrain phase, we first introduce a loss function L_{der} to train the neural network h_θ on large-scale synthesized hazy-clean pairs, learning the derivative function:

$$L_{der}(\theta) = \min_{\theta} \int_0^1 \mathbb{E} [\|(J - A) - h_\theta(I_T, T)\|^2] dT. \quad (12)$$

Moreover, to enhance perceptual quality of the dehazed image, we incorporate the LPIPS-based loss L_{perc} using a one-step estimation approach as:

$$L_{perc}(\theta) = \mathbb{E} [\mathbb{D}(J, I_T + (1 - T)h_\theta(I_T, T))]. \quad (13)$$

We observe that this accelerates training by yielding perceptually satisfactory images [27]. Finally, by combining the derivative, perceptual, and transmission refinement losses, the total loss function for training h_θ in the Pretrain stage is defined as:

$$L(\theta) = L_{der}(\theta) + L_{perc}(\theta) + w * L_T(\theta), \quad (14)$$

where w is a users-defined parameter to control the weight of the transmission refinement loss $L_T(\theta)$.

Reflow. The Reflow stage trains a new RF model h_ϕ (sharing the same architecture as h_θ) to adapt to realistic haze distributions. In particular, we tackle two major challenges: (1) the lack of clean ground-truth counterparts corresponding to real-world hazy images, and (2) the complexity of accurately modeling the diverse distributions of atmospheric light A [7]. Specifically, when a real-world hazy image

I_T^{real} without corresponding ground truth counterpart is given, the pretrained h_θ can generate a pseudo clean image \hat{J} and spatially-varying atmospheric light \hat{A} through one step estimation as follows:

$$\hat{J} = I_T^{real} + (1 - T) \cdot h_\theta(I_T^{real}, T), \quad (15)$$

$$\hat{A} = I_T^{real} - T \cdot h_\theta(I_T^{real}, T). \quad (16)$$

While h_θ from the Pretrain stage assumes a uniform atmospheric light $A \in \mathbb{R}^3$ over the entire image, Reflow relaxes this assumption by estimating a spatially varying \hat{A} in $\mathbb{R}^{H \times W \times 3}$ from real-world images. This allows the model to adapt to a much broader spectrum of real-world haze distributions.

Then the pseudo pair (\hat{J}, \hat{A}) serves as a proxy for ground truth, enabling further training of h_ϕ with the loss given by,

$$L_{der}^{real}(\phi) = \min_{\phi} \int_0^1 \mathbb{E}[||(\hat{J} - \hat{A}) - h_\phi(\gamma(I_T^{real}), T)||^2] dT, \quad (17)$$

where γ represents random gamma correction [53] to predict appropriate brightness. To further enhance perceptual quality, we incorporate the LPIPS loss, yielding the final objective to train h_ϕ as:

$$L_{Reflow}(\phi) = L_{der}^{real}(\phi) + L_{perc}(\phi). \quad (18)$$

Notably, acquiring a ground truth transmission map for the real-world I_T^{real} is impractical, hence transmission refinement is not performed at this stage.

Distillation. In Distillation stage, we further improve the robustness of the model against real-world artifacts by distilling h_ϕ to a new model h'_ϕ (with the same architecture as h_ϕ). Specifically, we improve performance by suppressing unwanted degradations and enhancing output quality. To achieve this, the LPIPS loss is employed, as follows:

$$L_{Distill}(\phi') = \mathbb{E}[\mathbb{D}(I_T + (1 - T)h_\phi(I_T, T), \mathcal{G}(I_T) + (1 - T)h_{\phi'}(\mathcal{G}(I_T), T))], \quad (19)$$

where \mathcal{G} represents real-world data augmentation, consisting of various degradations [16]. This augmentation forces h'_ϕ to learn how to remove various real-world artifacts, making the dehazing process more robust to unseen degradation patterns. Moreover, the Distillation can be iterated multiple times to progressively improve performance, leading to cleaner and more visually appealing results.

4. Non-Homogeneous Haze Generation

Non-Homogeneous Haze. In ASM, the thickness of the haze is determined by the value of the transmission map $T(x)$, which depends on scene depth $d(x)$ and the haze density coefficient β . Previous methods generate haze by sampling a scalar β for the entire image [29, 53], which fails to




Figure 3. Example of non-homogeneous haze synthesized via MCBM. (a) Generated hazy image. (b) Transmission map T_{MCBM} . (c) Spatially varying density coefficient map $\tilde{\beta}$.

capture real-world non-homogeneous characteristics, such as smoke [1]. Vinay et al. [45] aimed to create realistic haze using Photoshop; however, producing various non-homogeneous hazy images demands substantial resources. To address this issue, we draw inspiration from the concept that air particle movement can be modeled using Brownian motion [25, 49] and utilize Markov Chain Brownian Motion (MCBM) to generate haze with non-homogeneous characteristics by spatially varying β and $d(x)$.

Haze Synthesis using MCBM. To simulate non-homogeneous real-world haze, we employ MCBM to generate a spatially varying haze density map $\tilde{\beta}$. First, a 2D array is initialized to represent the haze density map on an image grid. We begin with a randomly selected pixel location (i, j) within the haze density map. This initial coordinate (i, j) is subsequently updated as follows:

$$(i', j') = (i + a, j + b), \quad (20)$$

where $(a, b) \in \{(0, 1), (0, -1), (1, 0), (-1, 0)\}$ are selected randomly to update the coordinates. To enhance the non-uniformity of the haze density, we employ the Brownian motion. Then, the non-uniform haze density map $\tilde{\beta}$ is updated accordingly as follows:

$$\tilde{\beta}(i' + \Delta i, j' + \Delta j) = \tilde{\beta}(i' + \Delta i, j' + \Delta j) + 1. \quad (21)$$

where $\Delta i, \Delta j \sim \mathcal{N}(0, \sigma^2)$ are the random displacements for each pixel from Brownian motion, rounded to the nearest integer, with σ representing the standard deviation. In this way, we update the haze density map $\tilde{\beta}$ progressively for n iterations where n denotes the number of updates in Eq. 20. This process models the random movement of haze particles, emphasizing their non-homogeneous characteristics. Finally, the haze density map, $\tilde{\beta}$, is smoothed with a Gaussian filter to produce a more realistic haze density map and then normalized to the range of 0 to 1. Additional details about MCBM are provided in Supplementary Material Sec. ??.

Haze Dataset Generation. Based on MCBM, we generate non-homogeneous transmission map by combining the uniform β and non-uniform $\tilde{\beta}$ as:

$$T_{MCBM} = e^{-(\beta + \alpha \cdot \tilde{\beta})d}, \quad (22)$$

where the random parameter $\alpha \in [0.5, 1]$ controls the degree of non-homogeneity. Subsequently, we generate non-

Method	RTTS [29]				Fattal's [17]			
	FADE↓	BRISQUE↓	NIMA↑	PAQ2PIQ↑	FADE↓	BRISQUE↓	NIMA↑	PAQ2PIQ↑
Hazy input	2.484	36.64	4.48	66.05	1.061	21.08	5.38	71.54
PDN [54]	0.876	30.81	4.46	-	-	-	-	-
MBSDN [14]	1.363	27.67	4.53	66.85	0.579	14.15	5.43	72.84
Dehamer [19]	1.895	33.24	4.52	66.70	0.698	15.53	5.16	71.43
DAD [44]	1.130	32.24	4.31	66.79	0.484	29.64	5.46	71.56
PSD [10]	0.920	27.71	4.60	70.43	0.416	23.61	4.99	76.02
D4 [55]	1.358	33.21	4.48	66.84	0.411	20.33	5.44	73.13
RIDCP [53]	0.944	17.29	4.97	70.82	0.408	20.05	5.43	74.64
CORUN [16]	0.824	11.96	5.34	72.56	0.338	14.82	5.39	76.12
HazeFlow	0.583	5.01	5.30	72.97	0.264	13.36	5.40	76.44

Table 1. Quantitative results on unpaired dataset (RTTS [29], Fattal [17]). Best results are **bolded**.




Figure 4. Qualitative unpaired dataset comparison on RTTS [29] (top row) and Fattal [17] (bottom row).

homogeneous haze image using ASM:

$$I = \mathcal{D}(T_{MCBM} \cdot J + (1 - T_{MCBM}) \cdot A), \quad (23)$$

where \mathcal{D} represents the real-world degradation process, such as Gamma correction, additive Gaussian noise, and JPEG compression, following [53].

In practice, to generate a large number of non-homogeneous haze images, we use RIDCP500 [53] dataset for the clean image J , and RA-depth [21] is used to estimate the corresponding scene depth d . The global atmospheric light A is uniformly sampled in the range $[0.25, 1.8]$ accounting for the color bias of atmosphere light, and β is uniformly sampled from the range $[0.2, 2.8]$. In Fig. 3, (a) shows an example of our synthetic hazy image, (b) illustrates the T_{MCBM} , and (c) represents the spatially varying β generated by MCBM. This process produces realistic non-homogeneous haze effects, and the resulting dataset is used during the Pretrain stage of HazeFlow.

5. Experiments

5.1. Experimental Setting

Datasets. In the Pretrain stage, we use a synthetic non-homogeneous dataset generated by our MCBM method with the RIDCP500 [53], consisting of 500 clear images paired with depth maps estimated using [21]. In experiments utilizing unpaired datasets (I_T^{real} without the corresponding ground truth J), we use the URHI dataset [29],

which comprises 4,807 real hazy images, for Reflow and Distillation stages. In experiments utilizing paired datasets of clean and hazy images, we use paired training datasets (I_T^{real} with the corresponding ground truth J) in the Reflow and Distillation phases to maintain a fair comparison with alternative approaches. Additional experiments in which the model is trained on the URHI dataset instead of the training data from the paired dataset can be found in the Supplementary Material Sec. ??.

To evaluate real-world dehazing performance, we use unpaired real-world haze datasets, including RTTS [29], which consists of 4,322 hazy images, and Fattal's dataset [17] containing 31 classic hazy images. Moreover, for paired real-world haze datasets, we use the NH-HAZE [3] and Dense-Haze [2] datasets, both of which contain 50 training data pairs and 5 test data pairs.

Implementation Details. The baseline U-Net architecture of HazeFlow follows NCSN++ [46]. In the Pretrain stage, we train HazeFlow for 100K iterations using hazy images generated by our MCBM from the RIDCP500 dataset. We use Adam [26] optimizer and Cosine annealing [35] with an initial learning rate of 2×10^{-4} to 1×10^{-6} for optimization. The weight of the transmission refinement loss is set to $w = 0.5$. To focus on learning the derivative function of the ODE, we fix A to $[1, 1, 1]$.

Next, in the Reflow and Distillation phases, the network is trained for only 10K iterations with Adam [26] optimizer.




Figure 5. Qualitative paired dataset comparison on Dense-HAZE [2].

For inference, we perform single-step generation with $N = 1$.

Evaluation Metrics. For evaluation on unpaired datasets, we use the Fog-Aware Density Evaluator (FADE) [11] to measure the haze density. Furthermore, to evaluate the natural appearance and ensure our results lack any artifacts, we utilize BRISQUE [38]. Meanwhile, NIMA [48] is employed for a thorough assessment of both image quality and aesthetics. Additionally, we incorporate PAQ2PIQ [56] for a further perceptual quality comparison. For evaluation on paired datasets, we measure the Peak Signal-to-Noise Ratio (PSNR), Structural Similarity (SSIM) and Learned perceptual image patch similarity (LPIPS) in the RGB color space.

5.2. Comparative Evaluation

Quantitative Results. First, for evaluation on the unpaired real-world RTTS and Fattal’s datasets, we compare our method with the SOTA approaches, including PDN [54], MSBDN [14] and Dehazer [19], and real-world dehazing methods such as DAD [44], PSD [10], D4 [55], RIDCP [53], and CORUN [16]. In Tab. 1, our approach surpasses other methods in dehazing performance across the majority of evaluation metrics for both datasets. In particular, on RTTS, our method surpasses the second-leading approach by a significant margin, improving FADE by 0.241 and BRISQUE by 6.95. On Fattal’s dataset, our HazeFlow outperforms the next leading method by a margin of 0.074 in FADE score, while also obtaining best results in BRISQUE and PAQ2PIQ.

Next, for evaluation on the paired real-world Dense-HAZE and NH-HAZE datasets, we compare our method against SOTA approaches, including the prior-based method DCP [20], methods trained on the RESIDE [29] dataset (AOD-Net [28], MSBDN [14], GCANet [13], FFANet [41], DehazeFormer [47], Dehazer [19]), and diffusion-based methods (Wang *et al.* [51], DehazeDDPM [57]). For DehazeDDPM, we use the official pre-trained weights for evaluation, while for Wang *et al.*, we fine-tune the model on Dense-HAZE and NH-HAZE using the same number of iterations as HazeFlow to ensure a fair comparison. In Tab. 2, HazeFlow outperforms all competing methods in Dense-HAZE, achieving the best scores across all metrics. Specifically, HazeFlow outperforms the second-best method by a substantial margin, with

Method	Dense-HAZE [2]			NH-HAZE [3]		
	PSNR↑	SSIM↑	LPIPS↓	PSNR↑	SSIM↑	LPIPS↓
DCP [20]	11.01	0.4165	0.8405	12.72	0.4419	0.5168
AOD-Net [28]	12.88	0.5045	0.7612	15.31	0.4584	0.5121
MSBDN [14]	13.44	0.4301	0.9501	17.34	0.5566	0.5026
GCANet [13]	12.46	0.4774	0.7313	16.64	0.5583	0.4356
FFANet [41]	15.18	0.5757	0.6072	18.48	0.6186	0.3694
DehazeFormer [47]	14.95	0.4979	0.7770	18.15	0.6070	0.4192
Dehazer [19]	<u>16.62</u>	<u>0.5602</u>	0.6543	20.66	<u>0.6844</u>	0.3122
Wang <i>et al.</i> [51]	14.83	0.4064	0.7508	16.11	0.5591	0.4349
DehazeDDPM [57]	15.45	0.4559	<u>0.5808</u>	19.44	0.6278	<u>0.2984</u>
HazeFlow	17.14	0.6158	0.4278	<u>20.06</u>	0.6847	0.2606

Table 2. Quantitative results on paired real-world datasets: Dense-HAZE [2] and NH-HAZE [3]. Best results are **bolded** and second best results are underlined. The last three rows correspond to generative model-based approaches.

a 0.0556 improvement in SSIM and 0.1530 in LPIPS. On the NH-HAZE dataset, HazeFlow achieves the best perceptual quality, ranking first in LPIPS and SSIM while securing the second-highest PSNR. Notably, our method produces perceptually superior outcomes relative to SOTA diffusion-based methods (DehazeDDPM), while delivering competitive objective performance against the regression-based SOTA approach Dehazer. These findings demonstrate the effectiveness of our approach in addressing complex real-world haze, efficiently achieving a balance between restoration quality and structural integrity.

Qualitative Results. We provide qualitative comparisons on both unpaired (Fig. 4) and paired datasets (Fig. 5). As shown in Fig. 4, our method excels in restoring background regions with significant depth. The first row shows no residual haze, while the second row highlights effective haze removal from distant objects, as marked. Similarly, Fig. 5 shows that HazeFlow achieves more precise haze removal and color prediction results, closely matching ground truth images. Notably, our model accurately captures the spatial variant in haze and dynamically adjusts its dehazing strength, leading to sharper, artifact-free results across varying haze densities. More results can be found in the Supplementary Material Sec. ??.

5.3. Comparison with Diffusion-based Methods

To demonstrate the superior efficiency and effectiveness of our generative approach, we compare it with recent diffusion-based methods [37, 51], including all-in-one mod-

Method	DehazeFormer [47]				NAFNet [8]				FocalNet [12]			
	FADE↓	BRISQUE↓	NIMA↑	PAQ2PIQ↑	FADE↓	BRISQUE↓	NIMA↑	PAQ2PIQ↑	FADE↓	BRISQUE↓	NIMA↑	PAQ2PIQ↑
DAD* [44]	6.16	45.45	4.93	64.74	2.82	36.88	4.80	66.52	2.69	33.68	4.82	66.77
D4* [55]	1.78	29.60	4.85	66.71	1.35	28.64	4.81	67.07	1.16	28.78	4.86	67.21
RIDCP [53]	1.44	28.43	5.17	67.96	1.17	21.01	5.00	67.48	1.36	28.07	4.99	65.47
MCBM (Ours)	1.05	23.22	5.25	68.40	1.03	23.68	4.94	67.63	0.80	29.90	5.06	68.44

Table 3. Comparison of different haze augmentation methods applied to baseline models. Methods marked with * (DAD and D4) require training, while RIDCP and MCBM (Ours) are training-free approaches. Best results are highlighted in **bold**.

els such as DiffUIR [59] and DACLIP [36], which are trained on large-scale datasets incorporating various types of degradation. Additionally, we compare against Refusion [37], which is trained on non-homogeneous real pairs [4], as well as the dehazing model by Wang *et al.* [51], which is trained on the RESIDE dataset. As shown in Tab. 4, HazeFlow achieves significantly better performance with substantially fewer steps, leading to much faster runtime. This highlights that solving the ODE of ASM with a flow-based approach enhances both speed and restoration quality.

5.4. MCBM Performance Across Different Models

To illustrate the broad applicability of MCBM, we assess its performance with various baselines, such as NAFNet [8], DehazeFormer [47], and FocalNet [12], as shown in Tab. 3. The results show that MCBM consistently achieves the best performance in FADE and PAQ2PIQ across all baselines, confirming its effectiveness in training various models. BRISQUE show best performance with DehazeFormer, and NIMA show better performance with FocalNet. Notably, our MCBM is the only approach that is both training-free and capable of generating non-homogeneous haze, unlike methods such as DAD [44], D4 [55], and RIDCP [53]. This indicates that MCBM haze generation process closely aligns with real-world haze characteristics, making it adaptable to various models.

5.5. Ablations

To evaluate HazeFlow, we conduct experiments on the three-stage learning framework, MCBM and T-Refinement. All ablation studies are performed on the RTTS dataset [29].

Effectiveness of Three-Stage Learning. Tab. 5 presents an ablation study on Reflow and Distillation, highlighting their effectiveness and showing significant performance improvements. Specifically, Reflow achieves substantial gains in BRISQUE and PAQ2PIQ, demonstrating its ability to adapt to real-world datasets and accurately learn complex haze distributions. Finally, Distillation further enhances performance for real-world degradation in terms of BRISQUE, PAQ2PIQ, and NIMA. Supplementary Material Sec. ?? provide additional visual results of comparison between Reflow and Distillation.

Effectiveness of MCBM and T-Refinement. Tab. 6 shows that HazeFlow trained with our MCBM outperforms models

Method	FADE↓	BRISQUE↓	NIMA↑	PAQ2PIQ↑	Run time (s)	# of steps
DACLIP [36]	1.922	34.78	4.98	66.87	38.09	100
Wang <i>et al.</i> [51]	0.929	27.66	5.00	67.51	2.50	20
DiffUIR [59]	2.019	34.88	4.54	66.81	0.30	3
Refusion [37]	2.047	42.59	4.49	64.67	2.76	100
HazeFlow	0.583	5.01	5.30	72.97	0.21	1

Table 4. Comparison with other diffusion-based models.

Experiment		FADE↓	BRISQUE↓	NIMA↑	PAQ2PIQ↑
Pretrained	h_θ	0.561	18.96	5.26	69.58
+ Reflow	h_ϕ	0.598	8.14	5.26	72.49
+ Distillation	$h_{\phi'}$	0.583	5.01	5.30	72.97

Table 5. Ablation study on 3-stage framework.

MCBM	T-Refinement	FADE↓	BRISQUE↓	NIMA↑	PAQ2PIQ↑
-	-	0.950	14.63	5.31	70.78
✓	-	0.817	12.67	5.35	71.38
✓	✓	0.583	5.01	5.30	72.97

Table 6. Ablation study for MCBM and Transmission refinement.

trained with previous haze synthesis approach [53], improving the FADE score by approximately 0.133. This demonstrate that MCBM significantly enhances real-world haze removal. Additionally, T-Refinement corrects inaccuracies in the transmission map predicted by DCP, enabling HazeFlow to estimate transmission more accurately. This refinement improves the FADE score by 0.234 and further enhances haze removal. Adding T-Refinement also enhances the recovery of color and brightness restoration during inference. Visual results for T-Refinement are provided in the Supplementary Material Sec. ??.

6. Conclusion

In this work, we present HazeFlow, a novel framework that unifies physics-guided modeling and neural ODEs to redefine single image dehazing. By reformulating the ASM as an ODE, we transform dehazing into a trajectory optimization problem, where a neural network learns a straight ODE path from atmospheric light to the clean image, guided by the transmission map. This design not only enhances dehazing accuracy but also enables fast inference, achieving high-quality results even with a single step while drastically reducing computational costs compared to iterative methods. Furthermore, by modeling non-homogeneous haze synthesis with MCBM, we enhance our framework’s capacity to handle complex and diverse real-world hazy scenes. This comprehensive approach aims to bridge the gap between synthetic and real-world data, improving generalization and robustness while accelerating inference and advancing dehazing performance.

Acknowledgement

This work was supported by National Research Foundation of Korea (NRF) grant funded by the Korea government (MSIT) (RS-2023-00222776), and Institute of Information communications Technology Planning Evaluation (IITP) grant funded by the Korea government (MSIT) (No.2022-0-00156, Fundamental research on continual meta-learning for quality enhancement of casual videos and their 3D meta-verse transformation) and IITP grant funded by the Ministry of Science and ICT (No.RS-2020-II201373, Artificial Intelligence Graduate School Program [Hanyang University]).

References

- [1] Codruta O Ancuti, Cosmin Ancuti, Radu Timofte, and Christophe De Vleeschouwer. O-haze: a dehazing benchmark with real hazy and haze-free outdoor images. In *CVPRW*, 2018. 5
- [2] Codruta O Ancuti, Cosmin Ancuti, Mateu Sbert, and Radu Timofte. Dense-haze: A benchmark for image dehazing with dense-haze and haze-free images. In *ICIP*, pages 1014–1018. IEEE, 2019. 6, 7
- [3] Codruta O Ancuti, Cosmin Ancuti, and Radu Timofte. Nh-haze: An image dehazing benchmark with non-homogeneous hazy and haze-free images. In *CVPRW*, 2020. 6, 7
- [4] Codruta O Ancuti, Cosmin Ancuti, Florin-Alexandru Vasluianu, and Radu Timofte. Ntire 2023 challenge on non-homogeneous dehazing. In *CVPRW*, 2023. 8
- [5] Dana Berman, Tali Treibitz, and Shai Avidan. Single image dehazing using haze-lines. *IEEE TPAMI*, 42(3):720–734, 2018. 2
- [6] Bolun Cai, Xiangmin Xu, Kui Jia, Chunmei Qing, and Dacheng Tao. Dehazenet: An end-to-end system for single image haze removal. *IEEE TIP*, 25(11):5187–5198, 2016. 1, 2
- [7] Chih-Ling Chang, Fu-Jen Tsai, Zi-Ling Huang, Lin Gu, and Chia-Wen Lin. Panet: A physics-guided parametric augmentation net for image dehazing by hazing. *arXiv preprint arXiv:2404.09269*, 2024. 1, 2, 4
- [8] Liangyu Chen, Xiaojie Chu, Xiangyu Zhang, and Jian Sun. Simple baselines for image restoration. In *ECCV*, 2022. 8
- [9] Xiang Chen, Zhentao Fan, Pengpeng Li, Longgang Dai, Caihua Kong, Zhuoran Zheng, Yufeng Huang, and Yufeng Li. Unpaired deep image dehazing using contrastive disentanglement learning. In *ECCV*, 2022. 1, 2
- [10] Zeyuan Chen, Yangchao Wang, Yang Yang, and Dong Liu. Psd: Principled synthetic-to-real dehazing guided by physical priors. In *CVPR*, 2021. 6, 7
- [11] Lark Kwon Choi, Jaehye You, and Alan Conrad Bovik. Referenceless prediction of perceptual fog density and perceptual image defogging. *IEEE TIP*, 24(11):3888–3901, 2015. 7
- [12] Yuning Cui, Wenqi Ren, Xiaochun Cao, and Alois Knoll. Focal network for image restoration. In *ICCV*, 2023. 8
- [13] Sowmen Das, Md Saiful Islam, and Md Ruhul Amin. Gcanet: utilizing gated context attention for improving image forgery localization and detection. In *CVPR*, 2022. 7
- [14] Hang Dong, Jinshan Pan, Lei Xiang, Zhe Hu, Xinyi Zhang, Fei Wang, and Ming-Hsuan Yang. Multi-scale boosted dehazing network with dense feature fusion. In *CVPR*, 2020. 2, 6, 7
- [15] Stefan Elfving, Eiji Uchibe, and Kenji Doya. Sigmoid-weighted linear units for neural network function approximation in reinforcement learning. *Neural networks*, 107:3–11, 2018. 4
- [16] Chengyu Fang, Chunming He, Fengyang Xiao, Yulun Zhang, Longxiang Tang, Yuelin Zhang, Kai Li, and Xiu Li. Real-world image dehazing with coherence-based label generator and cooperative unfolding network. *arXiv preprint arXiv:2406.07966*, 2024. 5, 6, 7
- [17] Raanan Fattal. Single image dehazing. *ACM TOG*, 27(3):1–9, 2008. 6
- [18] Raanan Fattal. Dehazing using color-lines. *ACM TOG*, 34(1):1–14, 2014. 1, 2
- [19] Chun-Le Guo, Qixin Yan, Saeed Anwar, Runmin Cong, Wenqi Ren, and Chongyi Li. Image dehazing transformer with transmission-aware 3d position embedding. In *CVPR*, 2022. 1, 2, 6, 7
- [20] Kaiming He, Jian Sun, and Xiaoou Tang. Single image haze removal using dark channel prior. *IEEE TPAMI*, 33(12):2341–2353, 2010. 1, 2, 4, 7
- [21] Mu He, Le Hui, Yikai Bian, Jian Ren, Jin Xie, and Jian Yang. Ra-depth: Resolution adaptive self-supervised monocular depth estimation. In *ECCV*, 2022. 6
- [22] Jonathan Ho, Ajay Jain, and Pieter Abbeel. Denoising diffusion probabilistic models. *Advances in neural information processing systems*, 2020. 3
- [23] Shih-Chia Huang, Trung-Hieu Le, and Da-Wei Jaw. Dsnet: Joint semantic learning for object detection in inclement weather conditions. *IEEE TPAMI*, 43(8):2623–2633, 2020. 1
- [24] Eun Woo Im, Junsung Shin, Sungyong Baik, and Tae Hyun Kim. Deep variational bayesian modeling of haze degradation process. In *CIKM*, 2023. 1
- [25] Kiyosi Itô, P Henry Jr, et al. *Diffusion processes and their sample paths*. Springer Science & Business Media, 2012. 2, 5
- [26] Diederik P Kingma. Adam: A method for stochastic optimization. *arXiv preprint arXiv:1412.6980*, 2014. 6
- [27] Sangyun Lee, Zinan Lin, and Giulia Fanti. Improving the training of rectified flows. *NeurIPS*, 2024. 4
- [28] Boyi Li, Xiulian Peng, Zhangyang Wang, Jizheng Xu, and Dan Feng. Aod-net: All-in-one dehazing network. In *ICCV*, 2017. 1, 2, 7
- [29] Boyi Li, Wenqi Ren, Dengpan Fu, Dacheng Tao, Dan Feng, Wenjun Zeng, and Zhangyang Wang. Benchmarking single-image dehazing and beyond. *IEEE TIP*, 28(1):492–505, 2018. 1, 2, 5, 6, 7, 8
- [30] Jinlong Li, Runsheng Xu, Jin Ma, Qin Zou, Jiaqi Ma, and Hongkai Yu. Domain adaptive object detection for autonomous driving under foggy weather. In *WACV*, 2023. 1
- [31] Yi Li, Yi Chang, Yan Gao, Changfeng Yu, and Luxin Yan. Physically disentangled intra-and inter-domain adaptation for varicolored haze removal. In *CVPR*, 2022. 2

- [32] Xiaohong Liu, Yongrui Ma, Zhihao Shi, and Jun Chen. Grid-dehazenet: Attention-based multi-scale network for image dehazing. In *ICCV*, 2019. 2
- [33] Xingchao Liu, Chengyue Gong, and Qiang Liu. Flow straight and fast: Learning to generate and transfer data with rectified flow. *arXiv preprint arXiv:2209.03003*, 2022. 2, 3
- [34] Xingchao Liu, Xiwen Zhang, Jianzhu Ma, Jian Peng, et al. InstafLOW: One step is enough for high-quality diffusion-based text-to-image generation. In *ICLR*, 2023. 3, 4
- [35] Ilya Loshchilov and Frank Hutter. Sgdr: Stochastic gradient descent with warm restarts. *arXiv preprint arXiv:1608.03983*, 2016. 6
- [36] Ziwei Luo, Fredrik K Gustafsson, Zheng Zhao, Jens Sjölund, and Thomas B Schön. Controlling vision-language models for multi-task image restoration. *arXiv preprint arXiv:2310.01018*, 2023. 1, 3, 8
- [37] Ziwei Luo, Fredrik K Gustafsson, Zheng Zhao, Jens Sjölund, and Thomas B Schön. Refusion: Enabling large-size realistic image restoration with latent-space diffusion models. In *CVPR*, 2023. 7, 8
- [38] Anish Mittal, Anush Krishna Moorthy, and Alan Conrad Bovik. No-reference image quality assessment in the spatial domain. *IEEE TIP*, 21(12):4695–4708, 2012. 7
- [39] Srinivasa G Narasimhan and Shree K Nayar. Vision and the atmosphere. *IJCV*, 48:233–254, 2002. 1
- [40] Srinivasa G. Narasimhan and Shree K. Nayar. Contrast restoration of weather degraded images. *IEEE TPAMI*, 25(6):713–724, 2003. 1
- [41] Xu Qin, Zhilin Wang, Yuanhao Bai, Xiaodong Xie, and Huizhu Jia. Ffa-net: Feature fusion attention network for single image dehazing. In *AAAI*, 2020. 1, 2, 7
- [42] Wenqi Ren, Si Liu, Hua Zhang, Jinshan Pan, Xiaochun Cao, and Ming-Hsuan Yang. Single image dehazing via multi-scale convolutional neural networks. In *ECCV*, 2016. 2
- [43] Christos Sakaridis, Dengxin Dai, and Luc Van Gool. Semantic foggy scene understanding with synthetic data. *IJCV*, 126:973–992, 2018. 2
- [44] Yuanjie Shao, Lerenhan Li, Wenqi Ren, Changxin Gao, and Nong Sang. Domain adaptation for image dehazing. In *CVPR*, 2020. 2, 6, 7, 8
- [45] Lithesh Shetty et al. Non homogeneous realistic single image dehazing. 2023. 5
- [46] Yang Song, Jascha Sohl-Dickstein, Diederik P Kingma, Abhishek Kumar, Stefano Ermon, and Ben Poole. Score-based generative modeling through stochastic differential equations. In *ICLR*, 2021. 6
- [47] Yuda Song, Zhuqing He, Hui Qian, and Xin Du. Vision transformers for single image dehazing. *IEEE TIP*, 32:1927–1941, 2023. 2, 7, 8
- [48] Hossein Talebi and Peyman Milanfar. Nima: Neural image assessment. *IEEE TIP*, 27(8):3998–4011, 2018. 7
- [49] Nicolaas Godfried Van Kampen. *Stochastic processes in physics and chemistry*. Elsevier, 1992. 2, 5
- [50] Chaoyang Wang, Xiangtai Li, Lu Qi, Henghui Ding, Yunhai Tong, and Ming-Hsuan Yang. Semflow: Binding semantic segmentation and image synthesis via rectified flow. *arXiv preprint arXiv:2405.20282*, 2024. 3, 4
- [51] Jing Wang, Songtao Wu, Zhiqiang Yuan, Qiang Tong, and Kuanhong Xu. Frequency compensated diffusion model for real-scene dehazing. *Neural Networks*, 175:106281, 2024. 3, 7, 8
- [52] Haiyan Wu, Yanyun Qu, Shaohui Lin, Jian Zhou, Ruizhi Qiao, Zhizhong Zhang, Yuan Xie, and Lizhuang Ma. Contrastive learning for compact single image dehazing. In *CVPR*, 2021. 2
- [53] Rui-Qi Wu, Zheng-Peng Duan, Chun-Le Guo, Zhi Chai, and Chongyi Li. Ridcp: Revitalizing real image dehazing via high-quality codebook priors. In *CVPR*, 2023. 2, 5, 6, 7, 8
- [54] Dong Yang and Jian Sun. Proximal dehaze-net: A prior learning-based deep network for single image dehazing. In *ECCV*, 2018. 6, 7
- [55] Yang Yang, Chaoyue Wang, Risheng Liu, Lin Zhang, Xiaojie Guo, and Dacheng Tao. Self-augmented unpaired image dehazing via density and depth decomposition. In *CVPR*, 2022. 2, 6, 7, 8
- [56] Zhenqiang Ying, Haoran Niu, Praful Gupta, Dhruv Mahajan, Deepti Ghadiyaram, and Alan Bovik. From patches to pictures (paq-2-piq): Mapping the perceptual space of picture quality. In *CVPR*, 2020. 7
- [57] Hu Yu, Jie Huang, Kaiwen Zheng, and Feng Zhao. High-quality image dehazing with diffusion model. *arXiv preprint arXiv:2308.11949*, 2023. 3, 7
- [58] Richard Zhang, Phillip Isola, Alexei A Efros, Eli Shechtman, and Oliver Wang. The unreasonable effectiveness of deep features as a perceptual metric. In *CVPR*, 2018. 3
- [59] Dian Zheng, Xiao-Ming Wu, Shuzhou Yang, Jian Zhang, Jian-Fang Hu, and Wei-Shi Zheng. Selective hourglass mapping for universal image restoration based on diffusion model. In *CVPR*, 2024. 1, 3, 8
- [60] Jun-Yan Zhu, Taesung Park, Phillip Isola, and Alexei A Efros. Unpaired image-to-image translation using cycle-consistent adversarial networks. In *ICCV*, 2017. 1, 2
- [61] Qingsong Zhu, Jiaming Mai, and Ling Shao. Single image dehazing using color attenuation prior. In *BMVC*, pages 1674–1682. Citeseer, 2014. 1, 2
- [62] Yixuan Zhu, Wenliang Zhao, Ao Li, Yansong Tang, Jie Zhou, and Jiwen Lu. Flowie: Efficient image enhancement via rectified flow. In *CVPR*, 2024. 3, 4