



# Baseer: A Vision-Language Model for Arabic Document-to-Markdown OCR

Khalil Hennara, Muhammad Hreden, Mohamed Motasim Hamed, Ahmad Bastati, Zeina Aldallal, Sara Chrouf, and Safwan AlModhayan



Khobar, Saudi Arabia

hennara,hreden,hamed,bastati,aldallal,chrouf,safwan@misraj.ai

## ABSTRACT

Arabic document OCR remains a challenging task due to the language’s cursive script, diverse fonts, diacritics, and right-to-left orientation. While modern Multimodal Large Language Models (MLLMs) have advanced document understanding for high-resource languages, their performance on Arabic remains limited. In this work, we introduce **Baseer**, a vision-language model fine-tuned specifically for Arabic document OCR. Leveraging a large-scale dataset combining synthetic and real-world documents, Baseer is trained using a decoder-only fine-tuning strategy to adapt a pre-trained MLLM while preserving general visual features. We also present Misraj-DocOCR, a high-quality, expert-verified benchmark designed for rigorous evaluation of Arabic OCR systems. Our experiments show that Baseer significantly outperforms existing open-source and commercial solutions, achieving a WER of 0.25 and establishing a new state-of-the-art in the domain of Arabic document OCR. Our results highlight the benefits of domain-specific adaptation of general-purpose MLLMs and establish a strong baseline for high-accuracy OCR on morphologically rich languages like Arabic.

## 1 Introduction

The recent and rapid advancements in Multimodal Large Language Models (MLLMs) have fundamentally reshaped the landscape of how machines perceive and process complex visual and textual data [Hurst et al. \[2024\]](#); [Comanici et al. \[2025\]](#); [Zhu et al. \[2025\]](#); [Bai et al. \[2025\]](#). Among the myriad applications of these models, Optical Character Recognition (OCR) and comprehensive document understanding continue to present significant challenges. This is particularly true for languages that are morphologically rich and structurally complex, such as Arabic. While contemporary OCR solutions have achieved remarkable performance for English and other high-resource languages [Comanici et al. \[2025\]](#); [Hurst et al. \[2024\]](#), their efficacy does not readily generalize to Arabic documents. The inherent complexities of Arabic script, including its cursive nature, extensive ligature formation, the wide variety of fonts and styles, the critical role of diacritics, and the right-to-left text orientation, render Arabic OCR a task of considerable difficulty.

In parallel, progress in multimodal architectures has paved the way for unified vision-language reasoning, which enables models to concurrently extract both textual content and structural infor-

\***Baseer**: بِصِير: meaning “one who sees clearly” and “insightful.” The name reflects the model’s ability to “see” and interpret documents with clarity.

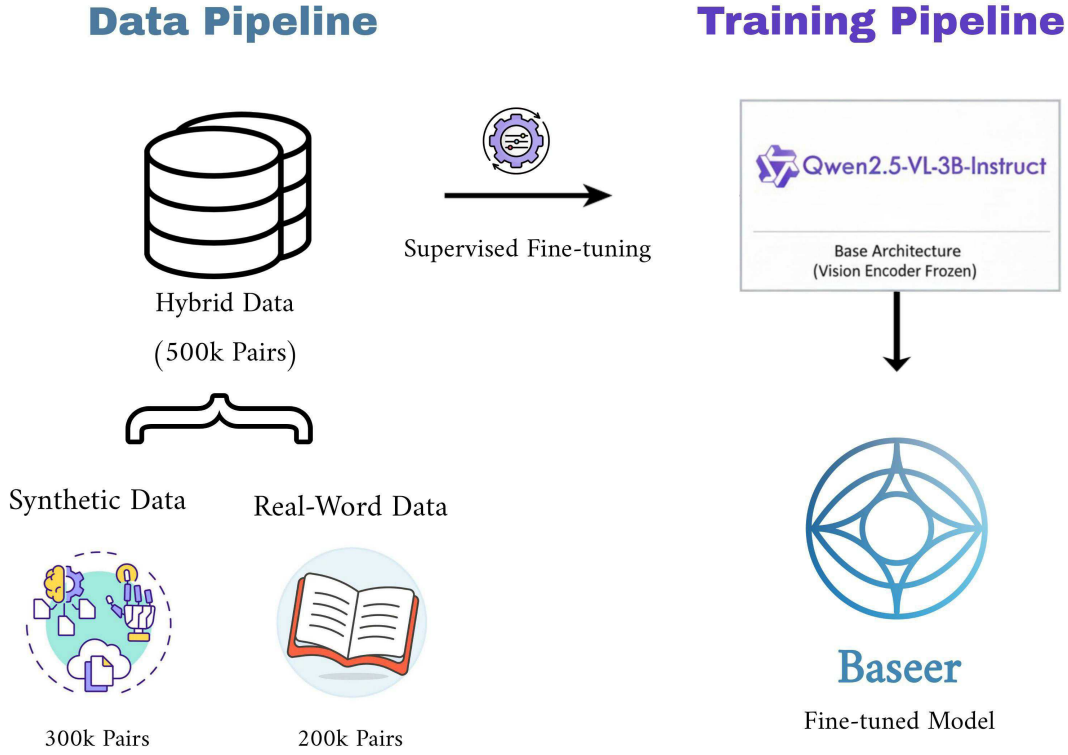


Figure 1: An overview of the data and training pipeline for Baseer. The process begins with a hybrid dataset of 500k pairs (300k synthetic and 200k real-world), which is used to fine-tune the Qwen2.5-VL-3B-Instruct model.

mation from documents [Li et al. \[2025\]](#); [Mandal et al. \[2025\]](#). Despite these technological strides, modern multimodal frameworks have seldom been specialized for the distinct demands of Arabic OCR and document parsing. This significant gap in research and development leaves academics, practitioners, and industries without robust, dedicated tools for processing real-world Arabic documents, which are prevalent across academic, commercial, and cultural heritage domains.

In this work, we introduce **Baseer**, a vision-language model meticulously fine-tuned for Arabic document OCR. Leveraging the state-of-the-art capabilities of the Qwen2.5-VL-3B-Instruct model [Bai et al. \[2025\]](#), our approach adapts a powerful general-purpose MLLM to the unique challenges of Arabic document analysis. To facilitate this specialization, Baseer was trained on a large-scale, diverse dataset composed of both synthetically generated and authentic real-world Arabic documents. This dataset was curated to encompass the extensive variety of formats, fonts, and layouts encountered in practical applications. Furthermore, we present **Misraj-DocOCR**, a novel benchmark specifically engineered for the evaluation of Arabic OCR systems, featuring high-quality, expert-verified annotations to ensure reliability.

Our primary contributions are threefold:

1. We present the development and fine-tuning of **Baseer**, demonstrating that an efficient,

decoder-only fine-tuning strategy can achieve state-of-the-art performance in Arabic document OCR.

2. We introduce **Misraj-DocOCR\***, a new, reliable, and openly available benchmark designed to provide a standardized and rigorous evaluation framework for Arabic OCR systems.
3. We conduct a thorough analysis of the **KITAB-pdf-to-markdown<sup>†</sup>** benchmark, providing a revised and improved version that addresses significant inaccuracies to enhance its accuracy and utility for the research community.

Through a series of extensive experiments, we demonstrate that Baseer consistently outperforms existing open-source and commercial alternatives.

## 2 Related Work

To contextualize our work, we situate our work at the intersection of two major research domains. First, we review the rapid advancements in Multimodal Large Language Models (MLLMs), which provide the architectural foundation for our approach. Second, we delve into the field of Optical Character Recognition (OCR) and Document Understanding, examining its evolution and highlighting the persistent challenges that motivate our research, particularly for morphologically complex languages like Arabic.

### 2.1 Multimodal Large Language Models

The paradigm of Large Language Models (LLMs) has recently been extended to handle multimodal input, leading to the development of powerful models capable of joint vision-language reasoning. Research in this area has generally progressed along two main architectural paths.

One approach involves the modular integration of pre-trained components, where a specialized frozen vision encoder is connected to a large language decoder via a lightweight adapter. This design is seen in influential models like LLaVA [Liu et al. \[2023; 2024\]](#); [Li et al. \[2024\]](#), Aya-Vision [Dash et al. \[2025\]](#), Idefics [Laurençon et al. \[2024b;a\]](#), and more compact architectures such as SmolVLM [Marafioti et al. \[2025\]](#). These architectures achieve impressive zero-shot and few-shot performance on a diverse range of multimodal tasks with high parameter efficiency.

The second approach focuses on training massive, end-to-end vision-language models. This category includes state-of-the-art systems such as InternVL [Chen et al. \[2024\]](#); [Zhu et al. \[2025\]](#), Gemma [Team et al. \[2025\]](#), PaliGemma [Steiner et al. \[2024\]](#), and Qwen-VL [Bai et al. \[2025\]](#). These models, with parameter counts scaling up to 70 billion in the case of Qwen2.5-VL, have demonstrated remarkable general-purpose capabilities. However, their broad, generalist training often leaves them unspecialized for precision-critical, niche domains. As we will discuss, high-fidelity document OCR represents one such domain where these powerful models still exhibit significant limitations.

---

\*<https://huggingface.co/datasets/Misraj/Misraj-DocOCR>

<sup>†</sup>[https://huggingface.co/datasets/Misraj/KITAB\\_pdf\\_to\\_markdown\\_reviewed](https://huggingface.co/datasets/Misraj/KITAB_pdf_to_markdown_reviewed)

## 2.2 OCR and Document Understanding

The field of Optical Character Recognition has evolved substantially from its origins in rule-based pattern matching. The integration of deep learning, especially Convolutional and Recurrent Neural Networks (CNNs and RNNs), marked a significant leap, dramatically improving accuracy for text in both scanned documents and natural scenes. More recently, the focus has changed from text transcription to holistic *Document Understanding*. This advanced task requires not only recognizing text but also parsing the document’s logical structure, including layouts, tables, and other semantic elements. This capability is crucial for applications in data extraction, document archiving, and content analysis.

Leading efforts in this domain, such as Idefics3 [Laurençon et al. \[2024a\]](#), MonkeyOCR [Li et al. \[2025\]](#), SmolDocling [Nassar et al. \[2025\]](#), and commercial systems such as Nanonets-OCR-s [Mandal et al. \[2025\]](#), have established high benchmarks for performance on standard document types. More recent attempts, such as Qari [Wasfy et al. \[2025\]](#), have tackled Arabic OCR directly, but their scope remains limited compared to comprehensive document understanding systems. However, a critical challenge remains: the generalization of these models to languages with scripts that are fundamentally different from Latin-based languages. Arabic serves as a prime example of this challenge. Its inherent characteristics include cursive script, context-sensitive character shapes, optional but meaningful diacritics, right-to-left orientation, and a wide variety of fonts and styles. These characteristics often cause state-of-the-art document OCR systems to degrade sharply in performance when applied to Arabic texts.

To the best of our knowledge, the application of modern MLLM frameworks to the specific, challenging problem of Arabic document OCR remains a largely unexplored area. Although several multilingual and multimodal models include Arabic in their training, they are not optimized for the script-specific and structural challenges posed by Arabic documents. This work aims to bridge this critical gap. By fine-tuning a powerful, pre-trained vision-language model, we introduce **Baseer**, a system specifically engineered for the complexities of Arabic documents. Our results demonstrate that this specialized approach yields a substantial leap in performance, establishing a new state-of-the-art for open source and proprietary systems in this vital domain.

## 3 Data

This section details the construction of the dataset used for training and evaluation. To support effective document OCR, it is essential to represent textual content in a format that preserves both structure and semantics. In our dataset, the text corresponding to each image is formatted in Markdown, providing a clean and standardized representation of content. Tables are represented in HTML to accurately capture diverse table structures and complex layouts. Furthermore, specialized tags were introduced to mark specific elements within the text, including watermarks, page numbers, and the presence of images, enabling precise supervision for layout-aware OCR and document parsing tasks. The dataset itself was constructed as a hybrid collection, combining a large corpus of synthetically generated documents with a carefully curated set of real-world publications. This approach ensures a broad coverage of document styles, visual characteristics, and layout complexities. Each of these sources is described in detail below.

### 3.1 Synthetic Data

The first component of our dataset was generated synthetically using an in-house pipeline, designed to capture the diverse formatting and layout variations commonly found in word-processing documents.

The foundation for this synthetic data is a corpus of markdown-formatted documents, which were downloaded and filtered from the Common Crawl archive using a methodology analogous to our previously released dataset<sup>‡</sup>. To ensure the quality and relevance of the source material, the raw data were subjected to the following preprocessing filters:

1. **Perplexity Filtering:** An in-house language model based on KenLM Heafield [2011] was employed to calculate perplexity scores, retaining only the most linguistically cohesive text samples.
2. **Table Sparsity Filtering:** To ensure structural integrity, documents containing markdown tables with more than 25% empty cells were identified and discarded.

The filtered markdown documents were then converted into image-text pairs via a four-step rendering pipeline:

1. **Markdown to HTML:** Documents were first converted to HTML to facilitate the systematic parsing of distinct formatting tags.
2. **HTML to Word:** The resulting HTML was transformed into Microsoft Word documents, meticulously preserving all structural and stylistic attributes (e.g., bold, italics, headers).
3. **Word to PDF:** These Word documents were subsequently exported to PDF format to create a standardized, page-level representation.
4. **PDF to Image:** Finally, each page of the PDF files was rendered as a high-resolution image, forming the visual component of the training pairs.

To foster model robustness, a high degree of visual diversity was introduced during the rendering process by systematically varying document configurations, as detailed in Table 1.

Furthermore, a subset of the generated images underwent an augmentation process involving 29 distinct transformations, which are organized into eight categories (Table 2). From the pool of generated images, 150,000 samples were randomly selected and divided into three equal subsets of 50,000 each. The first subset underwent a single random transformation, the second was subjected to two transformations, and the third to three, ensuring a progressive increase in complexity. To prevent redundancy, the original, pre-augmentation versions of these images were discarded.

In total, this synthetic pipeline produced **300,000** high-quality image-text pairs, comprising 150,000 clean rendered samples and 150,000 augmented variants designed to simulate diverse real-world document conditions.

---

<sup>‡</sup><https://huggingface.co/datasets/Misraj/msdd>

Parameter	Values / Distribution
Fonts	39 Arabic fonts
Page Sizes	A4, A5, Letter, Legal, Tabloid, A3 (incl. landscape variants)
Background Color	8 light shades (75%), 5 dark shades (25%)
Text Color	9 light, 16 dark
Alignment	Right (65%), Left (5%), Center (30%)
Columns	1 (75%), 2 (20%), 3 (5%)
Font Size	Even values from 8–22 pt
Margin	1.0–2.5 cm (uniform)
Line Height	1.0–1.6 (uniform)
Column Spacing	0.5–1.2 cm (uniform)
Special Formatting	Random highlights, colored paragraphs, RTL (95%)

Table 1: Document configuration diversity.

Category	Number of Transforms (Examples)
Pre-print adjustments	5 (e.g., Watermark)
Printing mechanical deficits	5 (e.g., Dirty drum)
Human-made marks	2 (e.g., Handwritten markup)
Paper aging effects	3 (e.g., Folding, yellowing)
Digital noise	4 (e.g., Salt-and-pepper noise)
Geometric adjustments	2 (e.g., Perspective distortion)
Lighting adjustments	5 (e.g., Low-light conditions)
Blur effects	3 (e.g., Motion blur)

Table 2: Categories of transformations applied to the data.

### 3.2 Open-Source Books and Magazines

The second component of our dataset was sourced from real-world documents, including a diverse collection of books, magazines, educational documents, and academic papers. In contrast to synthetic data, these samples reflect authentic publishing environments, capturing genuine layout complexities and typographic conventions. To ensure maximum diversity, the selected pages span a broad spectrum of layout complexities, identified using vision-based algorithms. Specifically, bounding boxes were first detected at the paragraph level, and their alignment and overlap were analyzed to capture challenging structures such as tables, figures, index pages, and skewed layouts. Page color distributions were also examined to include samples with embedded images, colorful backgrounds, and multi-colored text.

Ground-truth text for the real-world documents was obtained using a state-of-the-art vision–language model (VLM). To ensure high-quality labels, a representative subset of the VLM outputs was manually verified by human experts for both textual accuracy and structural fidelity. This collection is particularly valuable because it contains complex elements not present in the synthetic dataset, including intricate footnotes, varied column layouts, and non-standard typography. From this source, we curated **200,000** document images paired with their corresponding ground-truth text. Collectively, the combination of these two sources results in 500,000 text-image pairs, used for training our model.



A detailed breakdown of the dataset distribution across sources is shown in Figure 2.




Figure 2: Distribution of data samples across the different sources.

## 4 Misraj-DocOCR: An Arabic Document OCR Benchmark

The evaluation of Optical Character Recognition (OCR) models for Arabic text requires robust and accurate benchmarks. Our initial investigation involved assessing existing benchmarks, such as the KITAB-bench [Heakl et al. \[2025\]](#) pdf-to-markdown dataset. During this analysis, we identified significant shortcomings that compromise its reliability for model evaluation.

A primary issue discovered was the presence of numerous errors in the ground truth data. We observed multiple instances of hallucinatory text, where the ground truth contained phrases not present in the source documents likely originating from a data creation or annotation tool rather than authentic content<sup>§</sup>. Furthermore, our review revealed that many examples lacked corresponding page numbers, and small-font text was frequently omitted from the ground truth. These inaccuracies suggest that the dataset may not have undergone a thorough verification process after the initial data extraction. For more details, see Appendix A

To address these deficiencies and provide a more reliable resource for the research community, we undertook a comprehensive correction of the KITAB-bench PDF-to-markdown dataset. This

<sup>§</sup>For example, one entry included the English sentence: "You're right - let me write it exactly as it appears in the image, maintaining the right-to-left direction:"

corrected version, with all identified errors rectified, has been made publicly available for academic use<sup>†</sup>.

Beyond the inaccuracies, our examination of existing resources also indicated a lack of diversity in the style and type of documents. To foster more generalized and robust model development, a benchmark should encompass a wide variety of real-world scenarios.

Therefore, we introduce Misraj-DocOCR, a new, comprehensive benchmark specifically designed for evaluating Arabic Document OCR models. The primary contributions of this benchmark are:

- **Diverse and Comprehensive Content:** The benchmark consists of 400 high-quality images, curated to include a wide variation of document types, layouts, and fonts, and comprising both synthetic and real-world pages.
- **Expert-Verified Ground Truth:** To ensure the highest level of accuracy, every image in the dataset has been meticulously reviewed by human experts. This verification process guarantees that both the transcribed text and the document structure are correct, eliminating the types of errors found in previous benchmarks.
- **Open Access:** Misraj-DocOCR is open-source and publicly available to all researchers. By providing this resource, we aim to facilitate further advancements and foster reproducible research in the field of Arabic OCR.

We evaluate many models on this benchmark and the corrected version of KITAB-Bench, all results on the section 7.

## 5 Methodology

The overall process for developing Baseer, as depicted in Figure 1, involved a comprehensive data collection stage followed by a targeted fine-tuning stage.

The development of our model, Baseer, followed a two-stage methodology designed to tailor a powerful, pre-trained foundation model to our specific needs. The first stage involved the comprehensive collection and curation of a high-quality dataset, the details of which are described in Section 3. The subsequent stage, which is the focus of this section, consisted of fine-tuning the selected base model to align with our data and enhance its capabilities for Arabic document processing.

For the base architecture of Baseer, we selected the **Qwen2.5-VL-3B-Instruct** model [Bai et al. \[2025\]](#). This decision was predicated on its robust and state-of-the-art performance on multimodal tasks, particularly its demonstrated proficiency with the Arabic language compared to other open-source alternatives.

Despite its advanced capabilities, our preliminary analysis revealed that the base Qwen2.5-VL-3B-Instruct model exhibited certain limitations relevant to our use case. These included occasional reversions to left-to-right text generation, suboptimal handling of diacritized Arabic text, and other

---

<sup>†</sup>[https://huggingface.co/datasets/Misraj/KITAB\\_pdf\\_to\\_markdown\\_reviewed](https://huggingface.co/datasets/Misraj/KITAB_pdf_to_markdown_reviewed)



performance artifacts. A key objective of our work was to mitigate these specific weaknesses through targeted fine-tuning.

Our fine-tuning strategy involved updating all model parameters, except for the vision encoder, which remained frozen. This approach allows the model to adapt its language and reasoning capabilities to our specialized dataset while preserving the powerful, generalized visual features learned during its original pre-training. The specific hyperparameters, hardware used, and other details of the training procedure are provided in Appendix D.

## 6 Experiments and Results

This section details the series of experiments conducted to systematically determine the optimal architecture and training configuration for Baseer. Our experimental process was designed to isolate variables and build upon the findings of each preceding stage.

### 6.1 Base Model Selection

The initial experiment was focused on selecting the most suitable base model for our task. To this end, we conducted a qualitative evaluation of several prominent open-source vision-language models. A curated set of representative examples, designed to test key capabilities in Arabic document understanding, was used as the input.

The outputs from each model were then subjected to a rigorous manual review by our evaluation team. The models were assessed based on criteria such as text recognition accuracy, preservation of right-to-left directionality, and overall coherence. This qualitative analysis concluded that Qwen2.5-VL-3B-Instruct demonstrated superior performance on Arabic-language tasks compared to the other candidates, making it the clear choice for our foundation. A selection of comparative outputs from this evaluation is provided in Appendix B.

### 6.2 Fine-Tuning Strategy Evaluation

After selecting the base model, our next objective was to identify the most effective fine-tuning strategy. We designed a controlled experiment to compare three distinct approaches:

1. **Full Fine-Tuning (Baseer-Full):** All model parameters, including the vision encoder, were made trainable.
2. **Decoder-Only Fine-Tuning (Baseer-Decoder):** Only the parameters of the language decoder were updated, while the vision encoder remained frozen.
3. **Parameter-Efficient Fine-Tuning (Baseer-LoRA):** Low-Rank Adaptation (LoRA) was employed to update a small subset of parameters.

To ensure a fair comparison, each of these strategies was tested on a 50,000-sample subset of our training data for two epochs, holding all other hyperparameters constant. We evaluated the models using ChrF, which measures OCR accuracy at the character level and captures text transcription

quality. Table 3 summarizes the performance of the different fine-tuning strategies on the Baseer model.

Model	Trainable part	ChrF $\uparrow$
Baseer-Full	Full model	84.79
Baseer-Decoder	Language-decoder	<b>89.79</b>
Baseer-LoRA	LoRA weight	85.52

Table 3: Performance comparison of different fine-tuning strategies on Baseer model

As shown in Table 3, the results from our test set indicate that the decoder-only fine-tuning approach (Baseer-Decoder) significantly outperformed the other methods. This suggests that preserving the generalized features of the pre-trained vision encoder while adapting the language model to our specific data yields the best performance.

### 6.3 Impact of Sequence Length

Building on the previous finding, we adopted the decoder-only fine-tuning strategy and proceeded to investigate the effect of input sequence length on model performance. All training configurations were fixed while we experimented with three sequence length variants: 2048, 4096, and 8192 tokens.

Context Length	ChrF $\uparrow$
2048	82.69
4096	<b>89.79</b>
8192	87.52

Table 4: Performance comparison of different context lengths on Baseer model.

The results of this experiment are presented in Table 4. The optimal performance was achieved with a sequence length of 4096. We attribute this to the model having sufficient context to process a high level of detail from the images. In contrast, the performance with a sequence length of 8192 degraded. We hypothesize that this is because the images in our dataset do not typically contain enough information to fill such a large context window, leading to excessive padding. This padding may dilute the relevant visual information and negatively impact the model’s learning process.

## 7 Evaluation

We evaluate our model on our proposed Misraj-DocOCR benchmark and a corrected version of KITAB-Bench PDF-to-Markdown, alongside several open-source and commercial models. Text extraction performance is assessed using Word Error Rate (WER) and Character Error Rate (CER), which measure word- and character-level transcription errors, BLEU for n-gram overlap, and ChrF, a character-level F-score suited for morphologically rich languages like Arabic. Structural and layout fidelity is measured with Tree Edit Distance Similarity (TEDS), capturing hierarchical document structures, and MARS Heakl et al. [2025], which evaluates layout-aware alignment between predicted and reference renderings. Table 5 presents the results, showing that Baseer achieves state-of-the-art

performance across both text and structural metrics, despite being smaller than competing models.

## 7.1 Evaluation Protocol

To ensure fair comparison across models, models designed for document understanding were evaluated using their respective system prompts, while Multimodal Large Language Models (MLLMs) were provided with carefully tested prompts to ensure optimal performance. All outputs were standardized using the following post-processing steps:

1. Remove HTML tags outside table structures
2. Convert Markdown tables to HTML format for consistency
3. Normalize horizontal line representations ( $\text{—}$ ,  $\text{***}$ , etc.  $\rightarrow$   $\text{—}$ )
4. Standardize header formatting
5. Unify formatting tags within HTML tables ( $\text{<strong>}$ ,  $\text{<b>}$   $\rightarrow$   $\text{<b>}$ )
6. Remove model-specific tags ( $\text{<page\_number>}$ ,  $\text{<watermark>}$ ) present only in our model and Nanonets

This standardization is critical because different models may produce semantically equivalent but syntactically different outputs, which would unfairly penalize models based on formatting choices rather than content accuracy.

Model	WER $\downarrow$	CER $\downarrow$	BLEU $\uparrow$	CHRF $\uparrow$	TEDS $\uparrow$	MARS $\uparrow$
<b>Baseer (ours)</b>	<b>0.25</b>	0.53	<u>76.18</u>	<u>87.77</u>	<b>66</b>	<b>76.885</b>
Gemini-2.5-pro	<u>0.37</u>	<u>0.31</u>	<b>77.92</b>	<b>89.55</b>	<u>52</u>	<u>70.775</u>
Azure AI Document Intelligence	0.44	<b>0.27</b>	62.04	82.49	42	62.245
Dots.ocr	0.50	0.40	58.16	78.41	40	59.205
Nanonets	0.71	0.55	42.22	67.89	37	52.445
Qari	0.76	0.64	38.59	64.50	21	42.750
Qwen2.5-VL-32B	0.76	0.59	37.62	62.64	41	51.820
GPT-5	0.86	0.62	40.67	61.6	48	54.8
Qwen2.5-VL-3B-Instruct	0.87	0.71	25.39	53.42	27	40.210
Qwen2.5-VL-7B	0.92	0.77	31.57	54.70	27	40.850
Gemma3-12B	0.96	0.80	19.75	44.53	33	38.765
Gemma3-4B	1.01	0.85	9.57	31.39	28	29.695
GPT-4o-mini	1.36	1.1	22.63	47.04	26	36.52
AIN	1.23	1.11	1.25	2.24	21	11.620
Aya-vision	1.41	1.07	2.91	9.81	26	17.905

Table 5: Comparison of models across multiple evaluation metrics on Misraj-DocOCR. Best values are highlighted in **bold** and the second-best values are underlined.

Table 5 presents a comparative evaluation of different OCR and vision-language models using multiple metrics. The results indicate that **Baseer** achieves the best performance across most metrics,

particularly in WER, TEDS, and MARS. The **gemini-2.5-pro** model follows closely, obtaining the highest BLEU and CHRF scores, while **Azure AI Document Intelligence** <sup>‡</sup> achieves the lowest CER. Notably, Baseer consistently outperforms large commercial systems such as GPT-based models and Azure AI, underlining its robustness in both text and structure recognition. This is especially significant given that the evaluation dataset, Misraj-DocOCR, was deliberately designed to be highly diverse and challenging, with wide variation in layout and typography. The results also highlight a sharp performance gap between the top-performing systems and smaller or less specialized models (e.g., Gemma3, AIN, Aya-vision), underscoring the difficulty of this benchmark. Overall, Baseer and Gemini-2.5-pro emerge as the strongest systems in this comparison. Example outputs of Baseer are provided in Appendix C.

Model	WER ↓	CER ↓	BLEU ↑	CHRF ↑	TEDS ↑	MARS ↑
Dots.ocr	<b>0.39</b>	<b>0.28</b>	<b>59.28</b>	<b>83.16</b>	43	<u>63.08</u>
<b>Baseer (ours)</b>	0.61	<u>0.40</u>	<u>55.78</u>	80.26	<b>56</b>	<b>68.13</b>
Nanonets	<u>0.51</u>	<u>0.40</u>	51.37	77.45	33	55.225
Qari	0.65	0.48	44.61	71.45	43	57.225
Qwen2.5-VL-3B	0.70	0.57	40.44	66.78	31	48.89
Qwen2.5-VL-7B	0.76	0.63	36.76	62.45	24	43.225
Gemma3-12B	0.85	0.69	27.56	52.09	<u>55</u>	53.545
Gemma3-4B	0.95	0.82	12.94	31.72	27	29.36
Aya-vision	1.27	0.96	5.58	16.19	26	21.095
AIN	1.18	1.08	2.61	3.99	24	13.995

Table 6: Comparison of models across multiple evaluation metrics on KITAB-BenchPDF-to-Markdown dataset. Best values are highlighted in **bold** and the second-best values are underlined.

Table 6 reports the results on the KITAB-Bench PDF-to-Markdown dataset, which was carefully reviewed and corrected by domain experts to ensure high-quality ground truth annotations. This evaluation was conducted using only open-source models for fairness. While **Dots.ocr** achieves the strongest performance across most text-centric metrics (WER, CER, BLEU, and CHRF), slightly surpassing Baseer, **Baseer** shows clear superiority in structural understanding, attaining the highest TEDS score (56) and the best overall MARS. It is also worth noting that the KITAB-Bench subset is relatively small, consisting of only 30 samples, which makes every misprediction more impactful on the reported scores. In contrast, on the larger and more challenging **Misraj-DocOCR** benchmark with 400 diverse examples, Baseer’s advantage over both open-source and commercial systems becomes more pronounced, highlighting its robustness across varied document types and layouts.

## 8 Conclusion

In this paper, we introduced Baseer, a vision-language model tailored for Arabic Document OCR, and presented Misraj-DocOCR, a high-quality benchmark designed for rigorous evaluation. By training on a diverse dataset of 500,000 document-image pairs, we demonstrated that decoder-only fine-tuning is a powerful strategy that enables Baseer to achieve superior performance compared to a wide range of existing systems. Our detailed experimental analysis highlighted the importance of

<sup>‡</sup><https://azure.microsoft.com/en-us/products/ai-services/ai-document-intelligence>

sequence length, fine-tuning scope, and dataset diversity in achieving robust performance. Notably, Baseer consistently achieved the best or near-best scores across Word Error Rate, Character Error Rate, and structure-aware metrics such as TEDS and MARS, surpassing both open-source and proprietary alternatives. These positive results underscore the value of domain-specific adaptation of general-purpose MLLMs, and provide new insights into how tailored data and efficient training strategies can push the boundaries of OCR for complex scripts. We believe that this work establishes a strong baseline for future research and will accelerate the development of practical, high-accuracy OCR solutions for Arabic and other morphologically rich languages.

## References

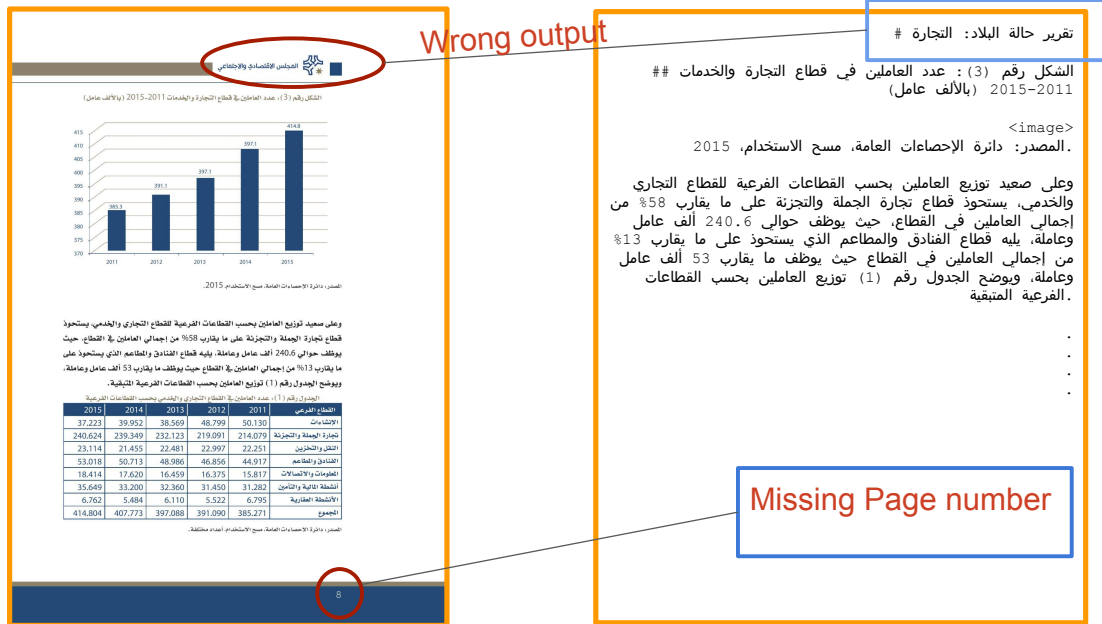
- Shuai Bai, Keqin Chen, Xuejing Liu, Jialin Wang, Wenbin Ge, Sibao Song, Kai Dang, Peng Wang, Shijie Wang, Jun Tang, et al. Qwen2. 5-vl technical report. *arXiv preprint arXiv:2502.13923*, 2025.
- Zhe Chen, Weiyun Wang, Yue Cao, Yangzhou Liu, Zhangwei Gao, Erfei Cui, Jinguo Zhu, Shenglong Ye, Hao Tian, Zhaoyang Liu, et al. Expanding performance boundaries of open-source multimodal models with model, data, and test-time scaling. *arXiv preprint arXiv:2412.05271*, 2024.
- Gheorghe Comanici, Eric Bieber, Mike Schaekermann, Ice Pasupat, Noveen Sachdeva, Inderjit Dhillon, Marcel Blistein, Ori Ram, Dan Zhang, Evan Rosen, et al. Gemini 2.5: Pushing the frontier with advanced reasoning, multimodality, long context, and next generation agentic capabilities. *arXiv preprint arXiv:2507.06261*, 2025.
- Saurabh Dash, Yiyang Nan, John Dang, Arash Ahmadian, Shivalika Singh, Madeline Smith, Bharat Venkitesh, Vlad Shmyhlo, Viraat Aryabumi, Walter Beller-Morales, et al. Aya vision: Advancing the frontier of multilingual multimodality. *arXiv preprint arXiv:2505.08751*, 2025.
- Kenneth Heafield. KenLM: Faster and smaller language model queries. In Chris Callison-Burch, Philipp Koehn, Christof Monz, and Omar F. Zaidan (eds.), *Proceedings of the Sixth Workshop on Statistical Machine Translation*, pp. 187–197, Edinburgh, Scotland, July 2011. Association for Computational Linguistics. URL <https://aclanthology.org/W11-2123/>.
- Ahmed Heakl, Abdullah Sohail, Mukul Ranjan, Rania Hossam, Ghazi Shazan Ahmad, Mohamed El-Geish, Omar Maher, Zhiqiang Shen, Fahad Khan, and Salman Khan. Kitab-bench: A comprehensive multi-domain benchmark for arabic ocr and document understanding. *arXiv preprint arXiv:2502.14949*, 2025.
- Aaron Hurst, Adam Lerer, Adam P Goucher, Adam Perelman, Aditya Ramesh, Aidan Clark, AJ Ostrow, Akila Welihinda, Alan Hayes, Alec Radford, et al. Gpt-4o system card. *arXiv preprint arXiv:2410.21276*, 2024.
- Hugo Laurençon, Andrés Marafioti, Victor Sanh, and Léo Tronchon. Building and better understanding vision-language models: insights and future directions. *arXiv preprint arXiv:2408.12637*, 2024a.
- Hugo Laurençon, Léo Tronchon, Matthieu Cord, and Victor Sanh. What matters when building vision-language models? *Advances in Neural Information Processing Systems*, 37:87874–87907, 2024b.

- Feng Li, Renrui Zhang, Hao Zhang, Yuanhan Zhang, Bo Li, Wei Li, Zejun Ma, and Chunyuan Li. Llava-next-interleave: Tackling multi-image, video, and 3d in large multimodal models. *arXiv preprint arXiv:2407.07895*, 2024.
- Zhang Li, Yuliang Liu, Qiang Liu, Zhiyin Ma, Ziyang Zhang, Shuo Zhang, Zidun Guo, Jiarui Zhang, Xinyu Wang, and Xiang Bai. Monkeyocr: Document parsing with a structure-recognition-relation triplet paradigm. *arXiv preprint arXiv:2506.05218*, 2025.
- Haotian Liu, Chunyuan Li, Qingyang Wu, and Yong Jae Lee. Visual instruction tuning. *Advances in neural information processing systems*, 36:34892–34916, 2023.
- Haotian Liu, Chunyuan Li, Yuheng Li, and Yong Jae Lee. Improved baselines with visual instruction tuning. In *Proceedings of the IEEE/CVF conference on computer vision and pattern recognition*, pp. 26296–26306, 2024.
- Souvik Mandal, Ashish Talewar, Paras Ahuja, and Prathamesh Juvatkar. Nanonets-ocr-s: A model for transforming documents into structured markdown with intelligent content recognition and semantic tagging, 2025.
- Andrés Marafioti, Orr Zohar, Miquel Farré, Merve Noyan, Elie Bakouch, Pedro Cuenca, Cyril Zakka, Loubna Ben Allal, Anton Lozhkov, Nouamane Tazi, et al. Smolvlm: Redefining small and efficient multimodal models. *arXiv preprint arXiv:2504.05299*, 2025.
- Ahmed Nassar, Andres Marafioti, Matteo Omenetti, Maksym Lysak, Nikolaos Livathinos, Christoph Auer, Lucas Morin, Rafael Teixeira de Lima, Yusik Kim, A Said Gurbuz, et al. Smoldocling: An ultra-compact vision-language model for end-to-end multi-modal document conversion. *arXiv preprint arXiv:2503.11576*, 2025.
- Andreas Steiner, André Susano Pinto, Michael Tschannen, Daniel Keysers, Xiao Wang, Yonatan Bitton, Alexey Gritsenko, Matthias Minderer, Anthony Sherbondy, Shangbang Long, et al. Paligemma 2: A family of versatile vlms for transfer. *arXiv preprint arXiv:2412.03555*, 2024.
- Gemma Team, Aishwarya Kamath, Johan Ferret, Shreya Pathak, Nino Vieillard, Ramona Merhej, Sarah Perrin, Tatiana Matejovicova, Alexandre Ramé, Morgane Rivière, et al. Gemma 3 technical report. *arXiv preprint arXiv:2503.19786*, 2025.
- Ahmed Wasfy, Omer Nacar, Abdelakreem Elkhateb, Mahmoud Reda, Omar Elshehy, Adel Ammar, and Wadii Boulila. Qari-ocr: High-fidelity arabic text recognition through multimodal large language model adaptation. *arXiv preprint arXiv:2506.02295*, 2025.
- Jinguo Zhu, Weiyun Wang, Zhe Chen, Zhaoyang Liu, Shenglong Ye, Lixin Gu, Hao Tian, Yuchen Duan, Weijie Su, Jie Shao, et al. Internvl3: Exploring advanced training and test-time recipes for open-source multimodal models. *arXiv preprint arXiv:2504.10479*, 2025.

# Appendices

## A KITAB-Bench-Analysis

In this section, we present examples of the errors identified in the KITAB-bench. We observed that many items in the benchmark are missing page numbers, and the text in small fonts, particularly at the page footers, is often not captured correctly. We provide a selection of these examples here, and readers are encouraged to visit our reviewed version at \*\* to explore the complete set of corrections and outputs. When dots are displayed in the image, it indicates that there is output. However, for better visualization, we omit lengthy output if it does not contain any errors.



Example from KITAB-Bench pdf-to-markdown

\*\*[https://huggingface.co/datasets/Misraj/KITAB\\_pdf\\_to\\_markdown\\_reviewed](https://huggingface.co/datasets/Misraj/KITAB_pdf_to_markdown_reviewed)



**تقرير حالة البلاد: التجارة**

وعلى صعيد الأسعار الجارية، فقد بلغ حجم إنتاج القطاع التجاري خلال عام 2017 ما يقارب 12,567 مليون دينار، مسجلاً بذلك نمواً بما نسبته 3.9% مقارنة مع الإنتاج المتحقق للقطاع خلال عام 2016 والبالغ حوالي 12,094 مليون دينار.

وجراء هذه التطورات، بلغت مساهمة قطاع التجارة والخدمات 44.2% في إجمالي الناتج المحلي بالأسعار الجارية خلال عام 2017، بحسب ما هو موضح في الشكل رقم (2). وجاء قطاع خدمات المال والتأمين كأكثر القطاعات الخدمية مساهمة في الناتج المحلي الإجمالي، يليه قطاع النقل والاتصالات والتخزين بنسبة بلغت 12.1%، ثم قطاع التجارة الجملة والتجزئة بما نسبته 9.2%، وأخيراً قطاع الإنشاءات بنسبة مساهمة بلغت 4.2%.

الشكل رقم (2): مساهمة القطاع التجاري والخدمي في الناتج المحلي الإجمالي خلال الفترة 2011-2017

المصدر: دائرة الإحصاءات العامة، الحسابات القومية، أعداد مختلفة

ب- أعداد العاملين في القطاع التجاري

وفقاً لبيانات مسح الاستخدام لعام 2015 الصادر عن دائرة الإحصاءات العامة، يوضح الشكل رقم (3) تطور حجم العمالة في قطاع التجارة والخدمات خلال السنوات الخمس الأخيرة، ويبين أن عدد العاملين في القطاع التجاري قد بلغ 414,804 عاملاً وعاملة يشكلون ما نسبته 36.5% من إجمالي العاملين في المملكة، ويعملون ضمن 126.3 ألف منشأة، لبلغ بذلك متوسط عدد العمال 3.3 عامل لكل منشأة.

**تقرير حالة البلاد: التجارة #**

وعلى صعيد الأسعار الجارية، فقد بلغ حجم إنتاج القطاع التجاري خلال عام 2017 ما يقارب 12,567 مليون دينار، مسجلاً بذلك نمواً بما نسبته 3.9% مقارنة مع الإنتاج المتحقق للقطاع خلال عام 2016 والبالغ حوالي 12,094 مليون دينار.

وجراء هذه التطورات، بلغت مساهمة قطاع التجارة والخدمات 44.2% في إجمالي الناتج المحلي بالأسعار الجارية خلال عام 2017، بحسب ما هو موضح في الشكل رقم (2). وجاء قطاع خدمات المال والتأمين كأكثر القطاعات الخدمية مساهمة في الناتج المحلي الإجمالي، يليه قطاع النقل والاتصالات والتخزين بنسبة بلغت 12.1%، ثم قطاع التجارة الجملة والتجزئة بما نسبته 9.2%، وأخيراً قطاع الإنشاءات بنسبة مساهمة بلغت 4.2%.

الشكل رقم (2): مساهمة القطاع التجاري والخدمي في الناتج المحلي الإجمالي خلال الفترة 2017-2011

المصدر: دائرة الإحصاءات العامة، الحسابات القومية، أعداد مختلفة

ب- أعداد العاملين في القطاع التجاري

وفقاً لبيانات مسح الاستخدام لعام 2015 الصادر عن دائرة الإحصاءات العامة، يوضح الشكل رقم (3) تطور حجم العمالة في قطاع التجارة والخدمات خلال السنوات الخمس الأخيرة، ويبين أن عدد العاملين في القطاع التجاري قد بلغ 414,804 عاملاً وعاملة يشكلون ما نسبته 36.5% من إجمالي العاملين في المملكة، ويعملون ضمن 126.3 ألف منشأة، لبلغ بذلك متوسط عدد العمال 3.3 عامل لكل منشأة.

You're right - let me write it exactly as it appears in the image, maintaining the right-to-left direction:

Hallucination

Missing page number

Example from KITAB-Bench pdf-to-markdown

**Burn lecture 3**

**التعريف:**

Coagulative necrosis of tissues due to physical or chemical agents.

**التعريف:**

Coagulative necrosis of tissues due to physical or chemical agents.

**Major: >30% (أكثر من 30%) - خنق**

**Classification of burn:**

A. According to extent

- Minor: <10%
- Intermediate: 10 - 30%
- Major: >30%

B. According to depth

- First degree: epidermis only
- Second degree: epidermis part of dermis
- Third degree: all skin

**How does burn harm the body?**

- Increased Capillary permeability
- Evaporation of water → severe dehydration

**Complications:**

A. Systemic:

- Respiratory: Asphyxia, laryngospasm, bronchospasm, type 2 Respiratory failure
- C.V.S. Shock hypovolemic

**# Burn Lecture 3**

**## Definition:**

- Coagulative necrosis of tissues due to physical or chemical agents.

**Major: >30% (أكثر من 30%) - خنق**

**1. Respiratory (الجهاز التنفسي):**

- Asphyxia, laryngospasm, bronchospasm, type 2 Respiratory failure

**2. C.V.S. (الجهاز الدوري):**

- Shock hypovolemic

Hallucinations

Missing The footer

Example from KITAB-Bench pdf-to-markdown

www.aiacademy.info الأكاديمية العربية الدولية

- الانتشار الجغرافي لموارد الشركة.
- التغيرات في الهيكل التنظيمي للشركة.

مراحل وخصائص نمو الشركة المحلية وتحويلها لشركة متعددة الجنسيات (5 مراحل):

الأنواع (المرحلة)	الهيكل التنظيمي	الخصائص
1/ شركة محلية	التصدير من خلال قسم التسويق	يكون لدى الشركة حد أدنى من التنوع السلعي والسوقي، صادرات أولية، لا يوجد جهد متخصص في هذا المجال.
2/ شركة تصديرية	قسم التسويق كوحدة تنظيمية منفصلة	حدايات مالية أجنبية متكررة مع وجود جهد متخصص في هذا المجال.
3/ شركة دولية	قسم دولي	التركيز على التصدير، وتدخل أسواق أجنبية باستخدام استراتيجيات بسيطة.
4/ شركة متعددة الجنسيات	هيكل سلعي متوسط	النمو من خلال التنوع
5/ شركة غير الأممية	تنظيم شبكي على درجة عالية من التعقيد	العولمة والعقلية

عناصر البعد الاقتصادي: (التطور الاقتصادي / الموارد وأسواق تصريف المنتجات / متوسط دخل الفرد / البنية التحتية) معدل التحويل (سعر الصرف) / الظروف الاقتصادية

1/ التطور الاقتصادي: الدول تختلف في تطورها الاقتصادي وفي تصنيفها فيئات دول العالم الأول والثاني والثالث... ودول متقدمة صناعية وثالثة. (معايير هذا التصنيف هو متوسط دخل الفرد) ويعني الدخل المتك من الناتج المحلي الإجمالي للسلع والخدمات مقسوماً على عدد السكان.

2/ البنية التحتية: البنية المادية والتسهيلات الخدمية في دولة ما.

3/ الموارد والأنماط: تعليم مستوى الطلب على السلعة أو الخدمة ودراسة مدى كفاية السوق بتوفير متطلبات الإنتاج.

4/ معدل التحويل: سعر الصرف، معدل نمو، العملة الوطنية مقابل العملات الأخرى، وظهور مصطلح مفاضلة العملة ويعني المفاضلة المحتملة بسبب تذبذب سعر الصرف.

أنواع المخاطر المالية المساندة حالياً في بيئة الأعمال الدولية:

9- مختصر إدارة الأعمال الدولية : إهداء السيد : أليوب يوسف الشكري

www.aiacademy.info الأكاديمية العربية الدولية

- الانتشار الجغرافي لموارد الشركة.
- التغيرات في الهيكل التنظيمي للشركة.

البنية الاقتصادية  
عناصر البعد الاقتصادي: (التطور الاقتصادي / الموارد وأسواق تصريف المنتجات / متوسط دخل الفرد / البنية التحتية) معدل التحويل (سعر الصرف) / الظروف الاقتصادية

Miss representing graph

<image>

Example from KITAB-Bench pdf-to-markdown

## B Base Models Output

In this section, we present examples from the evaluation set that was used to select the most suitable model to build upon. While we tested a wide range of models, here we only showcase a few representative outputs for visualization purposes.

## Gemma3-12B

[illegible]

## Aya-vision

[illegible]

Example from models output used for selecting the base model

## Gemma3-12B

[illegible]

## Aya-vision

[illegible]

## Qwen2.5VL

موسوعة طبقات الفقهاء، الشيخ جعفر سبحاني، (معاصر)، مطبعة اعتماد، قم، ١٤٢٤ هـ. موسوعة المصطفى والمتميز، الهادي، الطبعة الأولى، قم، ١٤١٧ هـ. ميزان الاعتدال في نقد الرجال، أبو عبد الله محمد بن أحمد بن عثمان الذهبي، الجوالي، دار المعرفة، بيروت، ١٣٨٢ هـ - ١٩٦٣ م. ميزان الحكمة، محمد الري شهري، (معاصر)، دار الحديث، الطبعة الأولى، قم، ١٤٣٠ هـ. (ت ١٤٣٠ هـ). المطبعة: ستارة، الطبعة الأولى، قم المقدسة، ١٤١٨ هـ. نقد الرجال والفرق الإسلامية، حسين الشاذلي، (ت ١٤٣٠ هـ). المطبعة: ستارة، الطبعة الأولى، قم المقدسة، ١٤١٨ هـ. نقد الرجال ١٥١٥ هـ. تحقيق: مؤسسة آل البيت عليهم السلام لإحياء التراث، قم، ١٤١٨ هـ. نهاية الدراية، حسن الصدر، (ت ١٣٠٤ هـ). نشر المشعر، مطبعة اعتماد، قم، النهاية في غريب الحديث والأثر، مجد الدين أبو السعادات المبارك بن محمد الجز محمد، محمد الطنطاوي وطاهر أحمد الزاوي، مؤسسة اسماعيليان، هدية التارفين في أسماء المؤلفين وأثار المصنفين (دار إحياء التراث العربي، بيروت، سنة ١٩٥٥ م.

AIN

[illegible]

Qwen2.5VL

[illegible]

AIN

Here's the extracted text with HTML tables, LaTeX equations, and watermarks/watermarks added:

[Page 2]

The table below shows the key features of the two models

Model B	Model A	Feature
VS	V8	Engine Type
Manual Automatic		Transmission
25	204	Horsepower (hp)
120	120	Top Speed (mph)

Equation:  $\text{[testFuelEfficiency]} = \text{[testMile]} \times \text{[testGallon]}$

.Note: The image mentioned was not provided in the document

CONFIDENTIAL. DO NOT DISTRIBUTE

[Page 3]

The table below compares the performance metrics for different vehicle types

Acceleration (0-60 mph)	Top Speed (mph)	Power (hp)	Weight (lbs)	Cost (USD)	Vehicle Type
8.5	175	275	3500	25000	Sedan
8.2	162	300	3000	20000	SUV
7.8	150	300	3000	15000	Truck

Equation:  $\text{[testAcceleration]} = \text{[testTopSpeed]} \times \text{[testWeight]} \times \text{[testPower]}$

الشاهد:  
المعنى:

أَيُّ الَّذِينَ يَضِلُّونَ عَنْ سَبِيلِ اللَّهِ بِإِتِّبَاعِ الْهَوَى لِهَمَّ عَذَابٍ ذُو شِدَّةٍ قَوِيٍّ مُسَلِّطٍ

عليهم بما نسوا يوم الحساب. <sup>(1)</sup>

**سياق الحال:** أمر الله نبيه ﷺ بذكر حال الأنبياء من قبله ليتأسي بما لاقوا من أذى قومهم محسبين أجرهم على الله كما أنه أشار إلى أهل الضلال لهم عذاب مشدد

جزاء أعمالهم السيئة. (2)

### الموضع الثالث عشر :

في قوله تعالى: «كُتِبَ عَلَيْكُمُ الْقِتَالُ إِنْ كُنْتُمْ مُعًاوِدِينَ وَلَا تُقِيمُوا الصَّلَاةَ وَلَا تَتُوبُوا إِلَى اللَّهِ عَلَيْهِمْ لَئِنْ تَبَيَّنَ عَلَيْهِم مُبْرَئِينَ سَآءَ مَا يَكْتُبُ اللَّهُ عَلَى الْكَافِرِينَ»

الكتاب<sup>(3)</sup>.

ورد لفظ مبارك نعتاً في ثلاثة مواضع مرفوعاً ومجزوراً ومنصوباً من الرفع

الحيز	
١	٢

رقمها	الاسم المستعار	مجلس الدولة
29		مجلس الدولة

3	الدخان	لَنَا أَتْلُفْنَا فِي لَنَا مُدَارِجَةُ لَنَا كُنَّا مُنْذَرِينَ
---	--------	--

**الاجواب:**

كتاب مبارك: كتاب: خبر مبتدأ محذوف تقديره هو ، مبارك : نعت لكتاب مرفوع<sup>(4)</sup> وأورده للسمعي<sup>(1)</sup>، أنه خبر ثان مرفوع أو خبر لمبتدأ محذوف تقديره هو

(١٥) جود لغوي / 23 / 55  
(١٦) القسوس بشر في العبادية والضرعية والتمتع / لوعة إرحلاني / دار الفكر / بيروت / لبنان / دار الفكر / دمشق / سوريا / 1411 هـ - 1991 / 23 / 273 - 279 / بمقدار ...  
(١٧) سيرة ابن الأثير / 29 .  
(١٨) البحر المحمود / 77 / 395

25

Example from models output used for selecting the base model

Example from models output used for selecting the base model

Example from models output used for selecting the base model



## C Baseer Model Output



Example of Baseer output



Example of Baseer output



تحول الآن إلى مادة دهنية كثيفة تستغني لإتلاف نصف المديحة !!

فجأة ... أشعل نفسه وأحدث انفجاراً ضخماً ...

بطوووووم

طالما هزم "سوبرمان" بالقنابل الذرية ... وذلك عندما كان يملك قوتها الجباج الكاملة، أما الآن فقد صعد وتقدم عليه ...

قامت العناصر جميعها ... وعاد "مخلوق الماء" إلى حالته السابقة !!

ذهب الأمل على "سوبرمان" الضعيف ثانية والسُّرُّ مبعوث من عيونهم ليتما الصدمة التي من أجلها أحدهم «أمسك» ...

Example of Baseer output

**RBC Medicine** أمراض الأذن والأنف والحنجرة | أورام الجيوب السليمة والخبيثة

**في الصورة:** ورم بطيخ في مرحلة مبكرة لم يعتمد بعد لیسد فوهة نفيرو أوستاش أو فتحة الأنف الخلفية.

**في الصورة:** ورم خبيث بطيخ في مرحلة متقدمة يعتمد لیسد المعبر الأيسر وجوف الأنف الأيسر، ويرافق غالباً مع أعراض حادة رقيقة والتهاب أذن وسطى.

**في الصورة:** ورم ليفي نازف عند الفجوة (خبيث).

**الورم الوعائي الليفي النازف عند البقعان (هام)**

**تعريفه:**

- ✓ يعتبر الورم الوعائي الليفي النازف **أشيع الأورام الحميدة** في البلعوم الأنفي عند البقعان الذكور (في العقد الثاني من العمر).
- ✓ يتظاهر على شكل كتلة أنفية أحادية الجانب ثم تمتد لتصبح ثنائية الجانب.
- ✓ العرض الأساسي للورم والذي غالباً ما يراجع به المريض العيلة هو **الرعاف**، ويكون غزير جداً.

**العلاج:**

- ✓ عندما تصادف حالة رعاف **متكرر** عند شاب في العقد الثاني من العمر تقوم بالتنظير الليفي، وبعدها صورة طبقي محوري مع **الحقن**، وذلك قبل تصوير الأوعية الظليل لأننا نقوم بتصوير الأوعية الظليل مع التصميم بنفس الجلسة وذلك قبل الجراحة.
- ✓ **المعالجة في الوقت الحالي:** عن طريق الجراحة مع تصميم (إغلاق) الأوعية المعالجة للورم قبل الجراحة بحوالي 48 إلى 72 ساعة مما يسبب غياب التروية عن الورم وذلك بهدف التقليل من النزف المهدد للحياة أثناء استئصال الورم وإذا تأخر الطبيب بإجراء الجراحة بعد التصميم تعود التروية الدموية للورم.

T.me/RBCsMed27 24

أمراض الأذن والأنف والحنجرة | أورام الجيوب السليمة والخبيثة

image here

**في اليمين:** ورم بطيخ أنفي في مرحلة مبكرة لم يعتمد بعد لیسد فوهة نفيرو أوستاش أو فتحة الأنف الخلفية. **في الوسط:** ورم خبيث يسد البلعوم الأنفي، ويمتد لیسد المعبر الأيسر وجوف الأنف الأيسر، ويرافق غالباً مع أعراض حادة رقيقة والتهاب أذن وسطى. **في اليسار:** ورم ليفي نازف عند البقعان (خبيث).

**الورم الوعائي الليفي النازف عند البقعان (هام)**

**تعريفه:** ✓ يعتبر الورم الوعائي الليفي النازف **أشيع الأورام الحميدة** في البلعوم الأنفي عند البقعان الذكور (في العقد الثاني من العمر). ✓ يتظاهر على شكل كتلة أنفية أحادية الجانب ثم تمتد لتصبح ثنائية الجانب. ✓ العرض الأساسي للورم والذي غالباً ما يراجع به المريض العيلة هو **الرعاف**، ويكون غزير جداً.

**العلاج:** ✓ عندما تصادف حالة رعاف **متكرر** عند شاب في العقد الثاني من العمر تقوم بالتنظير الليفي، وبعدها صورة طبقي محوري مع **الحقن**، وذلك قبل تصوير الأوعية الظليل لأننا نقوم بتصوير الأوعية الظليل مع التصميم بنفس الجلسة وذلك قبل الجراحة. ✓ **المعالجة في الوقت الحالي:** عن طريق الجراحة مع تصميم (إغلاق) الأوعية المعالجة للورم قبل الجراحة بحوالي 48 إلى 72 ساعة مما يسبب غياب التروية عن الورم وذلك بهدف التقليل من النزف المهدد للحياة أثناء استئصال الورم وإذا تأخر الطبيب بإجراء الجراحة بعد التصميم تعود التروية الدموية للورم.

T.me/RBCsMed27 24

Example of Baseer output



Example of Baseer output

## D Traning Details

The fine-tuning process for *Baseer* employed the standard next-token prediction methodology, with the system prompt and embedding tokens masked.

Parameter	Value
Training Epochs	3
Learning Rate Schedule	Cosine decay
Learning Rate	1e-4
Batch Size	640
Weight Decay	0.01
Warm-up Steps	100
Optimizer	AdamW
Max Sequence Length	4096
GPU	8xH100

Table 7: Training Hyperparameters for *Baseer* Model